

**GOVERNMENT OF PAKISTAN
PLANNING COMMISSION**

**FEDERAL GOVERNMENT
PUBLIC SECTOR DEVELOPMENT
PROGRAMME 1993-94**

*PROGRAMMING SECTION
June 1993*

PUBLIC SECTOR DEVELOPMENT PROGRAMME 1993-94

TABLE OF CONTENTS

S.No:	Description	Page No
PART-I BUDGETARY PROGRAMME		
A. SUMMARY OF TABLES		
	i. Budgetary PSDP	(iii)
	ii. Federal PSDP (By Sectors)	(v)
	iii. Sectoral Allocation - Among Ministries/Divisions	(vii)
	iv. Federal PSDP (Ministry/Division-wise)	(xi)
	v. Ministry/Division-wise Allocation (By Sectors)	(xiii)
B. PRODUCTION SECTORS		
	1. Agriculture	5
	2. Subsidy of Fertilizer	15
	3. Industry	19
	4. Minerals	25
C. INFRASTRUCTURE SECTORS		
	5. Water	33
	6. Power	41
	7. Fuels	47
	8. Transport & Communications	53
	9. Physical Planning & Housing	63
	10. Rural Development	77
D. SOCIAL DEVELOPMENT AND HUMAN RESOURCES SECTORS		
	11. Education and Training	85
	12. Health and Nutrition	103
	13. Science and Technology	111
	14. Mass Media	123
	15. Culture, Sports, Tourism & Youth	129
	16. Manpower and Employment	139
	17. Women Development	145

S.No:	Description	Page No
18.	Population Welfare	151
19.	Social Welfare	159
20.	Research, Statistics and Planning	169
21.	Environment	175

PART-II CORPORATIONS PROGRAMME

22.	WAPDA, PTC, OGDC and NHA.	183
23.	Other Federal Public Sector Corporations	201

PART - 1

**BUDGETARY PUBLIC SECTOR
DEVELOPMENT PROGRAMME
1993-94**

**BUDGETARY PUBLIC SECTOR
DEVELOPMENT PROGRAMME
1993-94**

A. *SUMMARY TABLES*

(i - ii)

**BUDGETARY PUBLIC SECTOR DEVELOPMENT
PROGRAMME 1993-94**

(Million Rupees)

Sl. No.	Agency	P.S.D.P. 1993-94			
		Rupee	Foreign Aid	Total	
1	2	3	4		
I. FEDERAL MINISTRIES/DIVISIONS		<u>17209.565</u>	<u>12005.298</u>	<u>29214.863</u>	✓
i) Federal Ministries Programme (Net after all cuts)		13943.565	10355.298	24298.863	
ii) Village Electrification		350.000	1650.000	2000.000	
iii) Tameer-e-Watan Programme		2916.000	0.000	2916.000	
II. FEDERAL ASSISTANCE TO PROVINCES		<u>17243.000</u>	<u>6200.000</u>	<u>23443.000</u>	✓
i) Provincial SAP Tied Allocation		6600.000	2200.000	8800.000	
ii) Federal Allocations for Other Provincial Programmes		9000.000	4000.000	13000.000	
iii) Tameer-e-Sindh Programme		1500.000	0.000	1500.000	
iv) Afghan Rehabilitation Programme		143.000	0.000	143.000	
III. CORPORATIONS PROGRAMME (BUDGET)		<u>9160.236</u>	<u>12939.764</u>	<u>22100.000</u>	✓
i) Water & Power Development Authority (WAPDA)		0.000	7500.000	7500.000	
ii) Oil & Gas Development Corporation (OGDC)		0.000	1000.000	1000.000	
iii) Pakistan Telecommunication Corporation (PTC)		0.000	1800.000	1800.000	
iv) National Highways Authority (NHA)		9160.236	2639.764	11800.000	
Total (Budgetary PSDP):		43612.801	31145.062	74757.863	✓

**FEDERAL PUBLIC SECTOR DEVELOPMENT
PROGRAMME 1993-94
(By Sectors)**

(Million Rupees)

Sl. No.	Sector	P.S.D.P. 1993-94	
		Total	Foreign Aid
1	2	3	4
1.	Agriculture	700.008	561.206
2.	Fertilizer Subsidy	146.600	0.000
3.	Industry	142.676	21.710
4.	Minerals	1925.591	845.882
5.	Water	8368.589	5383.583
6.	Power	2554.065 *	0.000
7.	Fuels	596.435	18.024
8.	Transport and Communications	3462.865	1294.207
9.	Physical Planning and Housing	1015.863	359.903
10.	Rural Development	567.452	529.849
11.	Education and Training	425.627	80.620
12.	Science and Technology	151.220	10.995
13.	Health and Nutrition	445.846	170.404
14.	Mass Media	93.091	0.000
15.	Culture, Sports, Tourism and Youth	297.426	3.812
16.	Manpower and Employment	269.312	250.473
17.	Women Development	85.761	0.000
18.	Population Welfare	852.479	388.490
19.	Social Welfare	60.990	1.466
20.	Research, Statistics and Planning	25.096	13.297
21.	Environment	60.392	23.864
22.	Special Areas	2051.478	397.513
Total (Federal Ministries/Divisions)		24298.863	10355.298

**Excluding Rs.2000 million for Village Electrification.*

**FEDERAL PUBLIC SECTOR DEVELOPMENT
PROGRAMME 1993-94**
(Distribution of Sectoral Allocations among Ministries/Divisions)

(Million Rupees)

Sl. No.	Ministry/Division	P.S.D.P. 1993-94	
		Total	Foreign Aid
1	2	3	4
1. AGRICULTURE			
	(a) Food and Agriculture Division	149.174	115.030
	(b) Livestock Division	62.106	52.626
	(c) Agriculture Research Division	223.355	162.044
	(d) Ministry of Education	97.202	73.691
	(e) Interior Division	2.350	0.000
	(f) Narcotics Control Division	125.563	125.563
	(g) Planning and Development Division	17.536	9.529
	(h) Statistics Division	22.723	22.723
	Total (Agriculture)	<u>700.008</u>	<u>561.206</u>
2. SUBSIDY ON FERTILIZER			
	(a) Food and Agriculture Division	146.600	0.000
	Total (Subsidy on Fertilizer)	<u>146.600</u>	<u>0.000</u>
3. INDUSTRY			
	(a) Ministry of Production	114.084	0.000
	(b) Industries Division	19.430	12.914
	(c) Planning and Development Division	8.796	8.796
	(d) Cabinet Division	0.367	0.000
	(e) Commerce Division	0.000	0.000
	Total (Industry)	<u>142.676</u>	<u>21.710</u>
4. MINERALS			
	(a) M/o Petroleum & Natural Resources	1925.591	845.882
	Total (Minerals)	<u>1925.591</u>	<u>845.882</u>
5. WATER			
	(a) Ministry of Water and Power	7749.204	4765.664
	(b) Food and Agriculture Division	619.385	617.919
	(c) Defence Division	0.000	0.000
	Total (Water)	<u>8368.589</u>	<u>5383.583</u>

**FEDERAL PUBLIC SECTOR DEVELOPMENT
PROGRAMME 1993-94**

(Distribution of Sectoral Allocations among Ministries/Divisions)

(Million Rupees)

Sl. No.	Ministry/Division	P.S.D.P. 1993-94	
		Total	Foreign Aid
1	2	3	4
6. POWER			
	(a) Ministry of Water and Power	0.000	0.000
	(b) Prime Minister Secretariat	2554.065	0.000
	Total (Power)	2554.065	0.000
7.02 FUELS			
	(a) M/o Petroleum & Natural Resources	594.089	17.218
	(b) Planning & Development Division	2.346	0.806
	Total (Fuels)	596.435	18.024
8. TRANSPORT AND COMMUNICATIONS			
	(a) Ministry of Communications	1153.852	274.604
	(b) Ministry of Railways	2296.489	1019.603
	(c) Planning & Development Division	10.995	0.000
	(d) Aviation Division	1.529	0.000
	(e) Finance Division	0.000	0.000
	(f) Defence Division	0.000	0.000
	Total (Transport & Communications)	3462.865	1294.207
9. PHYSICAL PLANNING AND HOUSING			
	(a) Cabinet Division	852.919	356.238
	(b) Works Division	107.555	0.000
	(c) Interior Division	36.846	0.000
	(d) Ministry of Religious Affairs	2.932	0.000
	(e) Justice & Par. Affairs Division	6.058	0.000
	(f) Finance Division	0.000	0.000
	(g) Local Govt. & Rural Dev. Division	4.545	3.665
	(h) F.C. Levies/Thanas	5.009	0.000
	Total (Physical Planning & Housing)	1015.863	359.903
10. RURAL DEVELOPMENT			
	(a) Local Govt. & Rural Dev. Division	482.021	454.533
	(b) Interior Division	4.251	0.000
	(c) Narcotics Control Division	81.180	75.316
	Total (Rural Development)	567.452	529.849

** Excluding Rs.2000 million for Village Electrification.*

**FEDERAL PUBLIC SECTOR DEVELOPMENT
PROGRAMME 1993-94**

(Distribution of Sectoral Allocations among Ministries/Divisions)

(Million Rupees)

Sl. No.	Ministry/Division	P.S.D.P. 1993-94	
		Total	Foreign Aid
1	2	3	4
11. EDUCATION AND TRAINING			
	(a) Ministry of Education	413.062	80.620
	(b) Establishment Division	0.957	0.000
	(c) Defence Division	11.608	0.000
	Total (Education & Training)	425.627	80.620
12. SCIENCE AND TECHNOLOGY			
	(a) Ministry of Science and Technology	136.120	9.529
	(b) M/o Petroleum & Natural Resources	0.000	0.000
	(c) Aviation Division	1.906	1.466
	(d) Prime Minister Secretariat	13.194	0.000
	Total (Science & Technology)	151.220	10.995
13. HEALTH AND NUTRITION			
	(a) Health Division	426.712	158.966
	(b) Interior Division	5.131	0.000
	(c) Planning & Development Division	1.466	1.466
	(d) Narcotics Control Division	12.537	9.972
	Total (Health & Nutrition)	445.846	170.404
14. MASS MEDIA			
	(a) M/o Information & Broadcasting	93.091	0.000
	Total (Mass Media)	93.091	0.000
15. CULTURE, SPORTS, TOURISM AND YOUTH			
	(a) Culture and Sports Division	144.131	3.665
	(b) Tourism Division	149.264	0.147
	(c) Youth Affairs Division	4.032	0.000
	Total (C,S,T & Youth)	297.426	3.812
16. MANPOWER AND EMPLOYMENT			
	(a) Manpower Division	264.466	248.707
	(b) Labour Division	4.845	1.767
	Total (Manpower & Employment)	269.312	250.473

**FEDERAL PUBLIC SECTOR DEVELOPMENT
PROGRAMME 1993-94**
(Distribution of Sectoral Allocations among Ministries/Divisions)


(Million Rupees)

Sl. No.	Ministry/Division	P.S.D.P. 1993-94	
		Total	Foreign Aid
1	2	3	4
17. WOMEN DEVELOPMENT			
(a) Women Division		85.761	0.000
	Total (Women Development)	85.761	0.000
18. POPULATION WELFARE			
(a) Population Welfare Division		852.479	388.490
	Total (Population Welfare)	852.479	388.490
19. SOCIAL WELFARE			
(a) Spl. Edu. & Social Welfare Division		52.745	1.466
(b) Establishment Division		8.245	0.000
	Total (Social Welfare)	60.990	1.466
20. RESEARCH, STATISTICS AND PLANNING			
(a) Planning & Development Division		12.564	11.098
(b) Statistics Division		0.000	0.000
(c) Cabinet Division		7.293	0.000
(d) Interior Division		2.932	0.000
(e) Economic Affairs Division		2.307	2.199
	Total (Research Stat. & Planning)	25.096	13.297
21. ENVIRONMENT			
(a) Planning & Development Division		7.330	7.330
(b) Agriculture Research Division		4.765	4.515
(c) Water & Power Division		11.749	0.733
(d) Environment & Urban Affairs Division		36.549	11.286
	Total (Environment)	60.392	23.864
22. SPECIAL AREAS			
(a) Azad Jammu and Kashmir		972.385	278.540
(b) Northern Areas		434.786	37.603
(c) Federally Administred Tribal Areas		585.667	81.370
(d) FATA Development Corporation		58.640	0.000
	Total (Special Areas)	2051.478	397.513
	Net Total (Federal Ministries)	24298.863	10355.298

**FEDERAL PUBLIC SECTOR DEVELOPMENT
PROGRAMME 1993-94
(By Ministries/Divisions)**

(Million Rupees)

Sl. No.	Ministry/Division	P.S.D.P. 1993-94	
		Total	Foreign Aid
1	2	3	4
1.	Food and Agriculture Division	915.159	732.949
2.	Livestock Division	62.106	52.626
3.	Agriculture Research Division	228.119	166.560
4.	Planning and Development Division	61.032	39.025
5.	Ministry of Education	510.264	154.311
6.	Statistics Division	22.723	22.723
7.	Ministry of Interior	51.510	0.000
8.	Narcotics Control Division	219.280	210.850
9.	Ministry of Production	114.084	0.000
10.	Ministry of Industries	19.430	12.914
11.	Finance Division	0.000	0.000
12.	Cabinet Division	860.579	356.238
13.	M/o Petroleum and Natural Resources	2519.680	863.100
14.	Prime Minister Secretariat	2567.259	0.000
15.	Ministry of Water and Power	7760.953	4766.397
16.	Aviation Division	3.435	1.466
17.	Defence Division	11.608	0.000
18.	Ministry of Communications	1153.852	274.604
19.	Ministry of Railways	2296.489	1019.603
20.	Works Division	107.555	0.000
21.	Ministry of Religious Affairs	2.932	0.000
22.	Environment and Urban Affairs Division	36.549	11.286
23.	Justice & Parliamentary Affairs Division	6.058	0.000
24.	M/o Information and Broadcasting	93.091	0.000
25.	M/o Local Government and Rural Development	486.565	458.198
26.	Ministry of Science and Technology	136.120	9.529
27.	Establishment Division	9.202	0.000
28.	Health Division	426.712	158.966
29.	Culture and Sports Division	144.131	3.665
30.	Youth Affairs Division	4.032	0.000
31.	Tourism Division	149.264	0.147
32.	Manpower Division	264.466	248.707
33.	Labour Division	4.845	1.767
34.	Women Division	85.761	0.000
35.	Population Welfare Division	852.479	388.490
36.	Special Education & Social Welfare Division	52.745	1.466
37.	Economic Affairs Division	2.307	2.199
38.	Commerce Division	0.000	0.000
39.	Kashmir Affairs & Northern Affairs Division	1407.171	316.143
40.	States & Frontier Regions Division	649.316	81.370
Total (Ministries/Divisions)		24298.863	10355.298



FEDERAL PUBLIC SECTOR DEVELOPMENT PROGRAMME 1993-94

(Distribution of Ministry/Division-wise Allocations by Sectors)

(Million Rupees)

Sl. No.	Ministries/Divisions	P.S.D.P. 1993-94	
		Total	Foreign Aid
1	2	3	4
1. FOOD AND AGRICULTURE DIVISION			
	(a) Agriculture	149.174	115.030
	(b) Subsidy on Fertilizer	146.600	0.000
	(c) Water	619.385	617.919
	Total (Food & Agri. Division)	915.159	732.949
2. LIVESTOCK DIVISION			
	(a) Agriculture	62.106	52.626
	Total (Livestock Division)	62.106	52.626
3. AGRICULTURE RESEARCH DIVISION			
	(a) Agriculture	223.355	162.044
	(b) Environment	4.765	4.515
	Total (Agri. Research Division)	228.119	166.560
4. PLANNING & DEVELOPMENT DIVISION			
	(a) Agriculture	17.536	9.529
	(b) Industry	8.796	8.796
	(c) Fuels	2.346	0.806
	(d) Transport & Communications	10.995	0.000
	(e) Health and Nutrition	1.466	1.466
	(f) Environment	7.330	7.330
	(g) Research, Statistics & Planning	12.564	11.098
	Total (Planning & Dev. Division)	61.032	39.025
5. MINISTRY OF EDUCATION			
	(a) Agriculture	97.202	73.691
	(b) Education and Training	413.062	80.620
	Total (M/o Education)	510.264	154.311
6. STATISTICS DIVISION			
	(a) Agriculture	22.723	22.723
	(b) Research, Statistics & Planning	0.000	0.000
	Total (Statistics Division)	22.723	22.723

FEDERAL PUBLIC SECTOR DEVELOPMENT PROGRAMME 1993-94

(Distribution of Ministry/Division-wise Allocations by Sectors)

(Million Rupees)

Sl. No.	Ministries/Divisions	P.S.D.P. 1993-94	
		Total	Foreign Aid
1	2	3	4
7. MINISTRY OF INTERIOR			
	(a) Agriculture	2.350	0.000
	(b) Physical Planning & Housing	36.846	0.000
	(c) Rural Development	4.251	0.000
	(d) Health and Nutrition	5.131	0.000
	(e) Research, Statistics and Planning	2.932	0.000
	Total (M/o Interior)	51.510	0.000
8. NARCOTICS DIVISION			
	(a) Agriculture	125.563	125.563
	(b) Rural Development	81.180	75.316
	(c) Health and Nutrition	12.537	9.972
	Total (Narcotics Division)	219.280	210.850
9. MINISTRY OF PRODUCTION			
	(a) Industry	114.084	0.000
	Total (M/o Production)	114.084	0.000
10. MINISTRY OF INDUSTRIES			
	(a) Industry	19.430	12.914
	Total (M/o Industries)	19.430	12.914
11. FINANCE DIVISION			
	(a) Physical Planning & Housing	0.000	0.000
	(b) Transport and Communications	0.000	0.000
	Total (Finance Division)	0.000	0.000
12. CABINET DIVISION			
	(a) Physical Planning & Housing	852.919	356.238
	(b) Industry	0.367	0.000
	(c) Research, Statistics & Planning	7.293	0.000
	Total (Cabinet Division)	860.579	356.238

FEDERAL PUBLIC SECTOR DEVELOPMENT PROGRAMME 1993-94

(Distribution of Ministry/Division-wise Allocations by Sectors)

(Million Rupees)

Sl. No.	Ministries/Divisions	P.S.D.P. 1993-94	
		Total	Foreign Aid
1	2	3	4
13. M/O PETROLEUM & NATURAL RESOURCES			
	(a) Minerals	1925.591	845.882
	(b) Fuels	594.089	17.218
	(c) Science & Technology	0.000	0.000
	Total (M/o Pet. & Natural Res.)	2519.680	863.100
14. PRIME MINISTER SECRETARIAT			
	(a) Power	2554.065	0.000
	(b) Science & Technology	13.194	0.000
	Total (P. M. Secretariat)	2567.259	0.000
15. MINISTRY OF WATER & POWER			
	(a) Water	7749.204	4765.664
	(b) Power	0.000	0.000
	(c) Environment	11.749	0.733
	Total (M/o Water & Power)	7760.953	4766.397
16. DEFENCE DIVISION			
	(a) Water	0.000	0.000
	(b) Education & Training	11.608	0.000
	(c) Transport & Communications	0.000	0.000
	Total (Defence Division)	11.608	0.000
17. AVIATION DIVISION			
	(a) Transport & Communications	1.529	0.000
	(b) Science & Technology	1.906	1.466
	Total (Aviation Division)	3.435	1.466
18. MINISTRY OF COMMUNICATIONS			
	(a) Transport & Communications	1153.852	274.604
	Total (M/o Communications)	1153.852	274.604

FEDERAL PUBLIC SECTOR DEVELOPMENT PROGRAMME 1993-94

(Distribution of Ministry/Division-wise Allocations by Sectors)

(Million Rupees)

Sl. No.	Ministries/Divisions	P.S.D.P. 1993-94	
		Total	Foreign Aid
1	2	3	4
19. MINISTRY OF RAILWAYS			
	(a) Transport & Communications	2296.489	1019.603
	Total (M/o Railways)	2296.489	1019.603
20. WORKS DIVISION			
	(a) Physical Planning & Housing	107.555	0.000
	Total (Works Division)	107.555	0.000
21. MINISTRY OF RELIGIOUS AFFAIRS			
	(a) Physical Planning & Housing	2.932	0.000
	Total (M/o Religious Affairs)	2.932	0.000
22. ENV. & URBAN AFFAIRS DIVISION			
	(a) Environment	36.549	11.286
	Total (E & U.A. Division)	36.549	11.286
23. JUSTICE & P.A. DIVISION			
	(a) Physical Planning & Housing	6.058	0.000
	Total (Justice & PA Division)	6.058	0.000
24. M/O INFORMATION & BROADCASTING			
	(a) Mass Media	93.091	0.000
	Total (M/o Infor. & Broadcasting)	93.091	0.000
25. M/O LOCAL GOVT. & RURAL DEVELOPMENT			
	(a) Rural Development	482.021	454.533
	(b) Physical Planning & Housing	4.545	3.665
	Total (M/o L.G. & R.D.)	486.565	458.198
26. MINISTRY OF SCIENCE & TECHNOLOGY			
	(a) Science & Technology	136.120	9.529
	Total (M/o Science & Technology)	136.120	9.529

FEDERAL PUBLIC SECTOR DEVELOPMENT PROGRAMME 1993-94

(Distribution of Ministry/Division-wise Allocations by Sectors)

(Million Rupees)

Sl. No.	Ministries/Divisions	P.S.D.P. 1993-94	
		Total	Foreign Aid
1.	2	3	4
27. ESTABLISHMENT DIVISION			
	(a) Education & Training	0.957	0.000
	(b) Social Welfare	8.245	0.000
	(c) Physical Planning & Housing	0.000	0.000
	Total (Establishment Division)	9.202	0.000
28. HEALTH DIVISION			
	(a) Health & Nutrition	426.712	158.966
	Total (Health Division)	426.712	158.966
29. CULTURE & SPORTS DIVISION			
	(a) Culture, Sports, Tourism & Youth	144.131	3.665
	Total (Culture & Sports Division)	144.131	3.665
30. TOURISM DIVISION			
	(a) Culture, Sports, Tourism & Youth	149.264	0.147
	Total (Tourism Division)	149.264	0.147
31. YOUTH AFFAIRS DIVISION			
	(a) Culture, Sports, Tourism & Youth	4.032	0.000
	Total (Youth Affairs Division)	4.032	0.000
32. MANPOWER DIVISION			
	(a) Manpower & Employment	264.466	248.707
	Total (Manpower Division)	264.466	248.707
33. LABOUR DIVISION			
	(a) Manpower & Employment	4.845	1.767
	Total (Labour Division)	4.845	1.767


FEDERAL PUBLIC SECTOR DEVELOPMENT PROGRAMME 1993-94

(Distribution of Ministry/Division-wise Allocations by Sectors)

(Million Rupees)

Sl. No.	Ministries/Divisions	P.S.D.P. 1993-94	
		Total	Foreign Aid
1	2	3	4
34. WOMEN DIVISION			
	(a) Women Development	85.761	0.000
	Total (Women Division)	85.761	0.000
35. POPULATION WELFARE DIVISION			
	(a) Population Welfare	852.479	388.490
	Total (Population Welfare Division)	852.479	388.490
36. SPECIAL EDUCATION & SOCIAL WELFARE DIVISION			
	(a) Social Welfare	52.745	1.466
	Total(Spl.Edu. & Social Wel.Division)	52.745	1.466
37. ECONOMIC AFFAIRS DIVISION			
	(a) Research, Statistics & Planning	2.307	2.199
	Total (Economic Aff. Division)	2.307	2.199
38. COMMERCE DIVISION			
	(a) Industries	0.000	0.000
	Total (Commerce Division)	0.000	0.000
39. KASHMIR AFFAIRS & NORTHERN AFFAIRS DIVISION			
	(a) Azad Jammu and Kashmir	972.385	278.540
	(b) Northern Areas	434.786	37.603
	Total (KA & NA Division)	1407.171	316.143
40. STATES & FRONTIER REGIONS DIVISION			
	(a) Federally Administered Tribal Areas	585.667	81.370
	(b) FATA Development Corproation	58.640	0.000
	(c) FC Levies and Thanas	5.009	0.000
	Total (SAFRON)	649.316	81.370
	Total (Ministries/Divisions)	24298.863	10355.298

B. PRODUCTION SECTORS



AGRICULTURE

3-4


SECRET

AGRICULTURE

(Summary)

(Million Rupces)

Sl. No.	Ministries/Divisions	P.S.D.P. 1993-94	
		Total	Foreign Aid
1	2	3	4
1.	Food and Agriculture Division	149.174	115.030
2.	Agriculture Research Division	223.355	162.044
3.	Livestock Division	62.106	52.626
4.	Education Division	97.202	73.691
5.	Narcotics Control Division	125.563	125.563
6.	Interior Division	2.350	0.000
7.	Planning & Development Division	17.536	9.529
8.	Statistics Division	22.723	22.723
Total (Agriculture)		700.008	561.206



AGRICULTURE

Sl. No.	Name, Location and Status of the scheme	(Million Rupees)					
		Estimated Cost		Expenditure upto June, 1992	Revised Estimates for 1992-93	PSDP 1993-94	
		Total	Foreign Aid			Total	Foreign Aid
1	2	3	4	5	6	7	8
FOOD & AGRI. DIVISION							
AGRICULTURE EXTENSION							
1.	Pakistan Cotton Standard Institute ADB/UNDP (App)	132.817	127.199	82.565	41.269	8.983	8.600
2.	Agri-Business Cell (USAID)(App)	18.018	18.018	0.600	11.883	5.535	5.535
	Sub-total (Agri. Extension)	150.835	145.217	83.165	53.152	14.518	14.135
OILSEEDS MAXIMIZATION							
3.	National Oilseed Development Project (IDA/IBRD) (App)	480.682	293.410	197.963	52.659	76.000	46.000
	Sub-total (Oilseed Maximization)	480.682	293.410	197.963	52.659	76.000	46.000
IMPROVED SEEDS							
4.	Establishment of a Seed Potato Health Laboratory and Quality Control System at Sahiwal (DUTCH GRANT) (App)	9.991	6.922	3.626	3.510	2.855	2.261
	Sub-total (Improved Seeds)	9.991	6.922	3.626	3.510	2.855	2.261
AGRICULTURE MARKETING							
5.	Marketing Information System Improvement, Karachi (ADB)(App).	10.535	9.551	2.330	3.929	4.300	3.900
6.	Quality Standards Improvement (ADB)(App).	7.152	4.000	4.000	0.825	1.290	0.721
	Sub-total (Agri. Marketing)	17.687	13.551	6.330	4.754	5.590	4.621
AGRICULTURAL RESEARCH							
7.	Pakistan Cotton Research and Development Project, Karachi, Tandojam and Multan. (ADB) (App.).	121.697	114.733	47.701	53.820	17.222	15.972
	Sub-total (Agri. Research)	121.697	114.733	47.701	53.820	17.222	15.972
AGRI. ECONOMICS & STATISTICS							
8.	Economic Policy and Analysis Project (USAID) Phase-II, Islamabad	109.650	109.650	61.011	26.784	21.859	21.859
	Sub-total (Agri. Eco. & Statistics)	109.650	109.650	61.011	26.784	21.859	21.859
PLANT PROTECTION							
9.	Construction of New Locust Outpost at Quetta (App.)	6.224	0.000	4.578	1.296	1.800	0.000
	Sub-total (Plant Protection)	6.224	0.000	4.578	1.296	1.800	0.000
FORESTRY							
10.	Forestry Planning and Development Project, to Organize, Establish and Expand Energy Plantations Mainly on Private Lands. (USAID) (App)	843.000	665.000	483.185	45.000	60.000	51.000
11.	Poulowina Research in PFI, Peshawar (IDRC/CANADA) (App)	2.072	1.950	0.954	0.576	0.542	0.542

AGRICULTURE

(Million Rupees)

Sl. No.	Name, Location and Status of the scheme	Estimated Cost		Expenditure upto June, 1992	Revised Estimates for 1992-93	PSDP 1993-94	
		Total	Foreign Aid			Total	Foreign Aid
1	2	3	4	5	6	7	8
12.	Tree Water Requirement at 3 Experimental Sites, Changa Manga, Bahawalpur and Miani.(CIDA) (App)	3.298	2.967	0.411	0.540	0.540	0.540
13.	Development of Forestry Education at PFI, Peshawar - Const. of Hostels.	13.921	0.000	10.472	0.864	2.585	0.000
Sub-total (Forestry)		862.291	669.917	495.022	46.980	63.667	52.082
<u>RANGE MANAGEMENT</u>							
14.	Development of Rangement Management Research and Education at PFI, Peshawar (UNDP) (App).	59.190	48.190	0.000	7.764	0.000	0.000
Sub-total (Range Mangement)		59.190	48.190	0.000	7.764	0.000	0.000
<u>WILDLIFE</u>							
15.	Zoo-cum-Botanical Garden at Islamabad	1.954	0.000	1.934	0.100	0.000	0.000
16.	Public Education in Nature & Natural Resources Conservation.	3.000	0.000	0.960	2.187	0.000	0.000
Sub-total (Wildlife)		4.954	0.000	2.894	2.287	0.000	0.000
Total		1823.201	1401.590	902.290	253.006	203.511	156.930
A provisional cut of 26.7%						54.337	41.900
Total (Food & Agriculture Division)		1823.201	1401.590	902.290	253.006	149.174	115.030

AGRI. RESEARCH DIVISION

AGRICULTURE RESEARCH

17.	Management of Agriculture Research and Technology Project (All Provinces) (USAID) (App)	837.865	803.865	556.261	71.923	60.000	56.500
18.	Agriculture Research Project-II Federal Component PARC/NARC, Agricultural Universities of Faisalabad, Tandojam, Peshawar, AJK and Northern Areas (World Bank (App).	726.344	498.206	0.346	130.140	212.000	142.000
19.	Southern Zone Agricultural Research Institute, Sujawal, Sindh (App.) Provision of Glass Houses.	25.422	0.000	17.718	3.037	4.000	0.000
20.	Genetic Resources Preservation and Seed Research Laboratories, NARC, Islamabad (App.)(Japan Govt.)	223.469	221.469	3.300	197.999	0.000	0.000
21.	Influence of Environmental Stress on Reproductive Physiology of Selected Crops (All Provinces). (ODA/UK)(App)	19.410	16.839	3.738	4.240	5.000	4.570
22.	Cooperative Programme for Research in Marketing and Seed Potato Production in Pakistan, Phase-III (PARC/NARC), Islamabad (Swiss Government)	24.656	22.659	0.000	10.351	11.713	8.000
23.	Coordinated Research Project for Improvement of Sheep & Wool in Pakistan (All Provinces & AJK)(UNDP) (App)	61.062	47.485	5.903	12.060	12.000	10.000

AGRICULTURE

Sl. No.	Name, Location and Status of the scheme	(Million Rupees)					
		Estimated Cost		Expenditure upto June, 1992	Revised Estimates for 1992-93	PSDP 1993-94	
		Total	Foreign Aid			Total	Foreign Aid
1	2	3	4	5	6	7	8
24.	Strengthening of Ecotoxicological Research in Pakistan (NARC, Islamabad) (App) (UNDP).	16.932	14.432	0.000	0.350	0.000	0.000
	Sub-total	1935.160	1624.955	587.266	430.100	304.713	221.070
	A provisional cut of 26.7%					81.358	59.026
	Total (Agri. Research Division)	1935.160	1624.955	587.266	430.100	223.355	162.044

LIVESTOCK DIVISION

FISHERIES

25.	Korangi Fisheries Harbour Project Korangi Creek, Karachi (ADB) (App.)	629.661	485.308	475.297	136.160	48.958	37.950
26.	Fisheries Training Centre Karachi (ADB) (App).	48.036	31.529	15.870	16.856	8.456	8.000
27.	Upgradation & Quality Control for Fish/ Fishery Products, Karachi(UNDP)(App)	15.054	9.340	4.250	4.500	3.000	2.430
28.	Strengthening of Fisheries Training Centre, Karachi. (UNDP) (App.)	58.970	54.040	11.500	12.600	11.000	10.415
29.	Repair of Departmental Boat, MAHI (App).	0.230	0.000	0.000	0.000	0.000	0.000
30.	Renovation of NFD Building and Oyster Park Building (App.).	2.250	0.000	0.000	0.000	0.000	0.000
	Sub-total (Fisheries)	754.201	580.217	506.917	170.116	71.414	58.795

ANIMAL HUSBANDRY

31.	Livestock Development Project of Pakistan (Federal Component), Islamabad (ADB) (App).	68.590	66.700	0.023	14.013	13.315	13.000
	Sub-total (Animal Husbandry)	68.590	66.700	0.023	14.013	13.315	13.000
	Sub-total	822.791	646.917	506.940	184.129	84.729	71.795
	A provisional cut of 26.7%					22.623	19.169
	Total (Livestock Division)	822.791	646.917	506.940	184.129	62.106	52.626

NARCOTICS CONTROL DIVISION

AGRICULTURE EXTENSION

32.	Gadoon Amazai Area Development Project Phase-II (USAID) (App.)	400.665	376.113	115.300	162.000	68.000	68.000
33.	Special Development Unit, Peshawar. (UNFDAC) (App.)	30.550	28.970	9.241	2.700	3.300	3.300
34.	Dir Area Development Project(UNFDAC)(App)	310.420	283.000	336.000	114.435	100.000	100.000
	sub-total	741.635	688.083	460.541	279.135	171.300	171.300
	A provisional cut of 26.7%					45.737	45.737
	Total (Narcotics Control Division)	741.635	688.083	460.541	279.135	125.563	125.563

PLANNING & DEV. DIVISION

FERTILIZER

35.	National Fertilizer Development Centre Phase-III, Islamabad (FAO/Netherlands)	59.802	49.853	15.000	12.430	13.630	13.000
36.	Grain Godown Islamabad	5.878	0.000	5.585	0.000	0.293	0.000

AGRICULTURE

Sl. No.	Name, Location and Status of the scheme	(Million Rupees)					
		Estimated Cost		Expenditure upto June, 1992	Revised Estimates for 1992-93	PSDP 1993-94	
		Total	Foreign Aid			Total	Foreign Aid
1	2	3	4	5	6	7	8
24.	Strengthening of Ecotoxicological Research in Pakistan (NARC, Islamabad) (App) (UNDP).	16.932	14.432	0.000	0.350	0.000	0.000
	Sub-total	1935.160	1624.955	587.266	430.100	304.713	221.070
	A provisional cut of 26.7%					81.358	59.026
	Total (Agri. Research Division)	1935.160	1624.955	587.266	430.100	223.355	162.044

LIVESTOCK DIVISION

FISHERIES

25.	Korangi Fisheries Harbour Project Korangi Creek, Karachi (ADB) (App.)	629.661	485.308	475.297	136.160	48.958	37.950
26.	Fisheries Training Centre Karachi (ADB) (App).	48.036	31.529	15.870	16.856	8.456	8.000
27.	Upgradation & Quality Control for Fish/ Fishery Products, Karachi(UNDP)(App)	15.054	9.340	4.250	4.500	3.000	2.430
28.	Strengthening of Fisheries Training Centre, Karachi. (UNDP) (App.)	58.970	54.040	11.500	12.600	11.000	10.415
29.	Repair of Departmental Boat, MAHI (App).	0.230	0.000	0.000	0.000	0.000	0.000
30.	Renovation of NFD Building and Oyster Park Building (App.).	2.250	0.000	0.000	0.000	0.000	0.000
	Sub-total (Fisheries)	754.201	580.217	506.917	170.116	71.414	58.795

ANIMAL HUSBANDRY

31.	Livestock Development Project of Pakistan (Federal Component), Islamabad (ADB) (App).	68.590	66.700	0.023	14.013	13.315	13.000
	Sub-total (Animal Husbandry)	68.590	66.700	0.023	14.013	13.315	13.000
	Sub-total	822.791	646.917	506.940	184.129	84.729	71.795
	A provisional cut of 26.7%					22.623	19.169
	Total (Livestock Division)	822.791	646.917	506.940	184.129	62.106	52.626

NARCOTICS CONTROL DIVISION

AGRICULTURE EXTENSION

32.	Gadoon Amazai Area Development Project Phase-II (USAID) (App.)	400.665	376.113	115.300	162.000	68.000	68.000
33.	Special Development Unit, Peshawar. (UNFDAC) (App.)	30.550	28.970	9.241	2.700	3.300	3.300
34.	Dir Area Development Project(UNFDAC)(App)	310.420	283.000	336.000	114.435	100.000	100.000
	sub-total	741.635	688.083	460.541	279.135	171.300	171.300
	A provisional cut of 26.7%					45.737	45.737
	Total (Narcotics Control Division)	741.635	688.083	460.541	279.135	125.563	125.563

PLANNING & DEV. DIVISION

FERTILIZER

35.	National Fertilizer Development Centre Phase-III, Islamabad (FAO/Netherlands)	59.802	49.853	15.000	12.430	13.630	13.000
36.	Grain Godown Islamabad	5.878	0.000	5.585	0.000	0.293	0.000

AGRICULTURE

(Million Rupees)

Sl. No.	Name, Location and Status of the scheme	Estimated Cost		Expenditure upto June, 1992	Revised Estimates for 1992-93	PSDP 1993-94	
		Total	Foreign Aid			Total	Foreign Aid
1	2	3	4	5	6	7	8
37.	Faisalabad Silos.	59.348	0.000	99.635	0.000	10.000	0.000
	Total	125.028	49.853	120.220	12.430	23.923	13.000
	A provisional cut of 26.7%					6.387	3.471
	Total (Planning & Dev. Division)	125.028	49.853	120.220	12.430	17.536	9.529

INTERIOR DIVISION

SOIL CONSERVATION

38.	Soil Conservation on Sub-catchment Basis - ICT (App).	9.255	0.000	1.179	0.810	0.890	0.000
	Sub-total (Soil Conservation)	9.255	0.000	1.179	0.810	0.890	0.000

FISHERIES

39.	Establishment of Fish Seed Production Farm for Expansion of Fish Culture Activities in Small/Mini Dams, Islamabad (App).	4.946	0.000	2.560	1.134	1.252	0.000
	Sub-total (Fisheries)	4.946	0.000	2.560	1.134	1.252	0.000

ANIMAL HUSBANDRY

40.	Expansion & Improvement of Veterinary Hospitals (Bharakau & Rawat) Construction of Buildings, Islamabad (App)	6.080	0.000	4.296	0.720	1.064	0.000
41.	Establishment of Veterinary Diagnostic Laboratory in Islamabad Distt: (App)	2.226	0.000	1.844	0.297	0.000	0.000
	Sub-total (Animal Husbandry)	8.306	0.000	6.140	1.017	1.064	0.000
	Total	22.507	0.000	9.879	2.961	3.206	0.000
	A provisional cut of 26.7%					0.856	0.000
	Total (Interior Division)	22.507	0.000	9.879	2.961	2.350	0.000

STATISTICS DIVISION

AGRI. ECONOMICS & STATISTICS

42.	Agricultural Data Collection (ADC) Using Area Sampling Frame Concept (USAID) (App).	193.471	193.471	148.534	11.340	31.000	31.000
	Total	193.471	193.471	148.534	11.340	31.000	31.000
	A provisional cut of 26.7%					8.277	8.277
	Total (Statistics Division)	193.471	193.471	148.534	11.340	22.723	22.723


EDUCATION DIVISION

AGRICULTURE EDUCATION

43.	Transformation & Integration of Provincial Agriculture Network, NWFP Agriculture University, Peshawar. (USAID)(App).	1054.003	878.661	471.640	109.975	110.000	100.000
44.	Bilateral Collaboration Between Agriculture University Faisalabad and Bangur (U.K.)	9.000	9.000	6.634	2.219	0.237	0.237
45.	Establishment of Z.A.Bhutto Agriculture College, Dokri, Sindh	145.958	0.000	22.778	12.150	2.000	0.000
46.	Establishment of University College of Agriculture at Bahuddin Zakariya University, Multan	87.889	0.000	30.172	12.150	15.000	0.000
47.	Improvement of Facilities at University of Agriculture, Faisalabad	49.958	0.000	32.734	12.150	5.074	0.000


AGRICULTURE

Sl. No.	Name, Location and Status of the scheme	(Million Rupees)					
		Estimated Cost		Expenditure upto June, 1992	Revised Estimates for 1992-93	PSDP 1993-94	
		Total	Foreign Aid			Total	Foreign Aid
1	2	3	4	5	6	7	8
48.	Bilateral Link Between Sindh Agriculture University Tandojam and Bangor (UK)(App)	9.996	9.996	7.023	2.676	0.297	0.297
	Total	1356.804	897.657	570.981	151.320	132.608	100.534
	A provisional cut of 26.7%					35.406	26.843
	Total (Education Division)	1356.804	897.657	570.981	151.320	97.202	73.691
	Total	7020.597	5502.526	3306.651	1324.421	954.990	765.629
	A provisional cut of 26.7%					254.982	204.423
	Total (Agriculture)	7020.597	5502.526	3306.651	1324.421	700.008	561.206



SUBSIDY ON FERTILIZER

13-14



SUBSIDY ON FERTILIZER


(Million Rupees)

Sl. No.	Name, Location and Status of the scheme	Estimated Cost		Expenditure upto June, 1992	Revised Estimates for 1992-93	PSDP 1993-94	
		Total	Foreign Aid			Total	Foreign Aid
1	2	3	4	5	6	7	8

FOOD & AGRI. DIVISION


1. Subsidy on Fertilizer	0.000	0.000	0.000	829.060	200.000	0.000
--------------------------	-------	-------	-------	---------	---------	-------

	Total	0.000	0.000	0.000	829.060	200.000	0.000
	A provisional cut of 26.7%					53.400	0.000
	Total (Subsidy on Fertilizer)	0.000	0.000	0.000	829.060	146.600	0.000



INDUSTRY

17-18



INDUSTRY

(Summary)

(Million Rupees)

Sl. No.	Ministries/Divisions	P.S.D.P. 1993-94	
		Total	Foreign Aid
1	2	3	4
1.	Production Division	114.084	0.000
2.	Industries Division	19.430	12.914
3.	Planning & Development Division	8.796	8.796
4.	Cabinet Division	0.367	0.000
Total (Industry)		142.676	21.710

MEMORANDUM
FOR THE RECORD

1. On 10/10/54, the
Director received a
letter from the
Attorney General
regarding the
proposed
amendment to the
Federal
Income Tax
Act of 1954.

2. The letter
states that the
Attorney General
is of the opinion
that the proposed
amendment is
unconstitutional.

3. The
Director is
of the opinion
that the
proposed
amendment
is
constitutional.

4. The
Director is
of the opinion
that the
proposed
amendment
is
constitutional.

5. The
Director is
of the opinion
that the
proposed
amendment
is
constitutional.

6. The
Director is
of the opinion
that the
proposed
amendment
is
constitutional.

7. The
Director is
of the opinion
that the
proposed
amendment
is
constitutional.

8. The
Director is
of the opinion
that the
proposed
amendment
is
constitutional.

9. The
Director is
of the opinion
that the
proposed
amendment
is
constitutional.

9. The
Director is
of the opinion
that the
proposed
amendment
is
constitutional.

10. The
Director is
of the opinion
that the
proposed
amendment
is
constitutional.

10. The
Director is
of the opinion
that the
proposed
amendment
is
constitutional.

11. The
Director is
of the opinion
that the
proposed
amendment
is
constitutional.

12. The
Director is
of the opinion
that the
proposed
amendment
is
constitutional.

INDUSTRY

(Million Rupees)

Sl. No.	Name, Location and Status of the scheme	Estimated Cost		Expenditure upto June, 1992	Revised Estimates for 1992-93	P.S.D.P. 1993-94	
		Total	Foreign Aid			Total	Foreign Aid
1	2	3	4	5	6	7	8

PRODUCTION DIVISION**STATE ENGINEERING CORPORATION**

1.	Heavy Electrical Complex, Kot Najibullah, Haripur, NWFP (App) Suppliers Credit Switzerland/China.	900.300	346.000	491.700	145.100	155.640	0.000
Total		900.300	346.000	491.700	145.100	155.640	0.000
A provisional cut of 26.7%						41.556	0.000
Total (Production Division)		900.300	346.000	491.700	145.100	114.084	0.000

INDUSTRIES DIVISION

2.	Modernisation of Central Testing Labs., Karachi & Lahore (UNDP)(App)	56.000	33.500	8.738	7.067	14.045	12.450
3.	Girls Hostel, Residence for Lady Hostel Warden and Residence Phase-II. National College of Textile Engineering Faisalabad (App).	7.947	0.000	0.000	0.000	5.122	0.000
4.	Assistance in the Production of Heat Treatable Industry and Agricultural Components, Lahore (UNDP) (App)	9.932	6.951	7.964	5.184	0.000	0.000
5.	Establishment & Operation of Pilot Facility for Precision Investment Casting to Provide Assistance to Local Industry, Lahore (UNDP)(App)	3.085	2.240	0.953	1.549	0.400	0.400
6.	Facility-cum-Training Centre, Kasur (UNDP).	19.000	14.880	6.453	15.700	0.000	0.000
7.	Extension of National College of Textile Engineering, Faisalabad.	9.580	0.000	3.456	0.000	2.000	0.000
8.	Hides and Skins Improvement Scheme, Islamabad (UNDP) (App)	10.120	6.945	3.220	3.560	3.340	3.340
9.	National Supervisory Training Centre at PITAC, Lahore(UNDP)(App)	17.022	12.272	7.140	7.738	1.600	1.428
Total		132.686	76.788	37.924	40.798	26.507	17.618
A provisional cut of 26.7%						7.077	4.704
Total (Industries Division)		132.686	76.788	37.924	40.798	19.430	12.914

PLANNING & DEV. DIVISION

10.	Technical Assistance Credit Cell-III (IDA).	177.000	177.000	0.000	45.000	12.000	12.000
Total		177.000	177.000	0.000	45.000	12.000	12.000
A provisional cut of 26.7%						3.204	3.204
Total (Planning & Dev. Division)		177.000	177.000	0.000	45.000	8.796	8.796

INDUSTRY

(Million Rupees)

Sl. No.	Name, Location and Status of the scheme	Estimated Cost		Expenditure upto June, 1992	Revised Estimates for 1992-93	P.S.D.P. 1993-94	
		Total	Foreign Aid			Total	Foreign Aid
1	2	3	4	5	6	7	8

CABINET DIVISION

11. BMR of Printing Corporation of Pakistan Press, Islamabad Phase-I (App)	19.775	11.580	2.866	1.500	0.500	0.000
12. BMR of Printing Corporation of Pakistan Press, Lahore (App)	59.490	32.694	0.621	0.161	0.000	0.000
13. BMR of Printing Corporation of Pakistan Press, Islamabad Phase-II (App)	19.900	10.425	0.000	0.925	0.000	0.000
14. BMR of Printing Corporation of Pakistan Press, Karachi (App).	19.650	11.475	0.000	0.178	0.000	0.000
Total	118.815	66.174	3.487	2.764	0.500	0.000
A provisional cut of 26.7%					0.134	0.000
Total (Cabinet Division)	118.815	66.174	3.487	2.764	0.367	0.000
Total	1328.801	665.962	533.111	233.662	194.647	29.618
A provisional cut of 26.7%					51.971	7.908
Total (Industry)	1328.801	665.962	533.111	233.662	142.676	21.710

MINERALS

23—24



Faint, illegible text line across the middle of the page.


Handwritten or stamped text in the center of the page, possibly a signature or title.

Faint, illegible text line near the bottom of the page.

MINERALS

(SUMMARY)

Sl. No.	Ministries/Divisions	(Million Rupees)	
		PSDP 1993-94	
		Total	Foreign Aid
1	2	3	4
1.	Ministry of Petroleum & Natural Resources	1925.591	845.882
Total (Minerals)		1925.591	845.882



MINERALS

(Million Rupees)

Sl. No.	Name, Location and Status of the scheme	Estimated Cost		Expenditure upto June, 1992	Revised Estimates for 1992-93	PSDP 1993-94	
		Total	Foreign Aid			Total	Foreign Aid
1	2	3	4	5	6	7	8

M/O PET. & NATURAL RESOURCES**Geological Survey of Pakistan**


1. Estab. of Geo-science Laboratory in GSP, Islamabad (App)(JICA-GSP)	173.609	141.219	159.355	3.240	8.000	0.000
2. Exploration and Evaluation of Iron Ore in Chiniot (1990-93) (App)	18.170	0.000	2.889	1.169	2.000	0.000
3. Construction of Lab. & Offices for GSP at Lahore (1988-90)(App)	18.970	0.000	1.744	0.162	1.000	0.000
Sub-total (GSP)	210.749	141.219	163.988	4.571	11.000	0.000

Pakistan Minerals Dev. Corporation

4. Duddar Lead-Zinc Pre-Feasibility Study, District Lassbela, Balochistan (UNDP)(App).	140.677	90.950	78.161	26.386	25.000	9.000
Sub-total (P.M.D.C)	140.677	90.950	78.161	26.386	25.000	9.000


Resources Development Programme

5. Saindak Copper-Gold Project District Chagai, Balochistan (China) (App)	11277.350	5996.250	3111.718	1701.000	2591.000	1145.000
Sub-total (R.D.C)	11277.350	5996.250	3111.718	1701.000	2591.000	1145.000
Total (M/o Pet. & N. Resources)	11628.776	6228.419	3353.867	1731.957	2627.000	1154.000
A provisional cut of 26.7%					701.409	308.118
Total (Minerals)	11628.776	6228.419	3353.867	1731.957	1925.591	845.882




C. INFRASTRUCTURE SECTORS

29—30



WATER


31—32



WATER*(Summary)*

(Million Rupees)

Sl. No.	Ministries/Divisions	PSDP 1993-94	
		Total	Foreign Aid
1	2	3	4
1.	Ministry of Water and Power	7749.204	4765.664
2.	Ministry of Food & Agriculture	619.385	617.919
Total (Water)		8368.589	5383.583



WATER

(Million Rupees)

Sl. No.	Name, Location and Status of the scheme	Estimated Cost		Expenditure upto June, 1992	Revised Estimates for 1992-93	PSDP 1993-94	
		Total	Foreign Aid			Total	Foreign Aid
1	2	3	4	5	6	7	8

M/O WATER & POWER**SURFACE WATER DEVELOPMENT**

1.	Chashma Right Bank Canal, Stage I+II+III(ADB)(App)	10213.272	5634.510	3203.474	558.900	700.000	400.000
2.	Pat Feeder Canal (Rehabilitation) and Improvement Project (ADB-Japan) (App)	6919.330	3195.281	442.072	998.725	1350.000	1000.000
3.	Mirani Dam Multipurpose Project.	1893.050	166.000	1727.050	0.000	50.000	39.000
4.	Central Material Testing Laboratory (UNDP)(App)	138.824	94.501	94.958	12.690	8.000	8.000
5.	Khanpur Dam Project (Supplementary Claim)(App)	28.946	0.000	28.462	0.810	0.000	0.000
Sub-total (Surface Water)		19193.422	9090.292	5496.016	1571.125	2108.000	1447.000

DRAINAGE AND RECLAMATION**I. PUNJAB**

6.	Panjnad Abbaisa, District Rahim Yar Khan Bahawalpur SCARP VI (Germany,IDA,UK) (App).	3307.000	1663.928	3609.322	14.040	15.000	0.000
7.	Lower Rechna Remaining Drainage-IV, Faisalabad (IDA, UK) (App)	1289.860	512.460	1227.752	218.700	179.000	58.000
8.	Khushab Sub Unit Distt: Khushab (ADB)(App)	1008.666	394.879	105.075	138.600	200.000	130.000
9.	Private T/Well Development Project Districts D.G. Khan & Rajanpur (IDA) (App)	1139.870	626.310	765.067	249.030	235.000	80.000
10.	Second SCARP Transition Project (IDA)	530.805	271.145	0.000	140.490	350.000	200.000
11.	Gojra Khewra Phase-II Districts Faisalabad, Tobatake Singh & Jhang (App)	267.703	0.000	101.477	40.500	40.000	0.000
12.	Fordwah Eastren Sadiqia (South) Project IDA Assistance (New)	2296.360	1496.978	0.000	109.260	220.000	130.000
13.	Fordwah Sadiqia Remaining Phase-I Bahawalnagar (App)	1304.904	0.000	556.628	162.000	150.000	0.000
14.	Sukh Beas Below B.S. Districts Sahiwal and Vehari Phase-I (App)	348.780	0.000	142.177	70.470	70.000	0.000
15.	Shorkot Kamalia Districts Toba Take Singh, Jhang and Multan (App)	295.204	0.000	70.357	81.000	80.000	0.000
16.	Upper Rechna Remaining Deg Basin District Gujranwala (App).	231.020	0.000	28.825	56.700	50.000	0.000

WATER

(Million Rupees)

Sl. No.	Name, Location and Status of the scheme	Estimated Cost		Expenditure upto June, 1992	Revised Estimates for 1992-93	PSDP 1993-94	
		Total	Foreign Aid			Total	Foreign Aid
1	2	3	4	5	6	7	8
17.	SCARP D.G.Khan Districts D.G. Khan and Rajanpur (Saline) (App)	178.229	0.000	9.898	45.360	40.000	0.000
18.	Hadali Sub Unit District Khushab (App)	482.069	0.000	381.364	40.500	40.000	0.000
19.	Project Planning Punjab (App)	0.000	0.000	679.120	32.400	10.000	0.000
Sub-total (Punjab)		12680.470	4965.700	7677.062	1399.050	1679.000	598.000

II. SINDH

20.	Left Bank Outfall Drain Stage-I (OPEC, ADB,IDA, IDB, Saudi Arabia,Switzerland, Canada and UK) (App)	8593.520	4444.840	3223.908	2500.000	3645.000	2000.000
21.	SCARP Transition North Rohri (IDA)	164.180	72.738	0.000	17.100	38.000	21.000
22.	Kotri Surface Drainage Project Phase-I, Part-II, Stage-II	464.640	20.000	0.000	32.400	0.000	0.000
23.	Ghotki Saline Drainage Project (KFW).	40.984	35.312	0.000	18.000	0.000	0.000
24.	North Dadu Drainage-II.	300.308	0.000	313.594	43.823	0.000	0.000
25.	Project Planning - Sindh	0.000	0.000	100.350	24.300	10.000	0.000
Sub-total (Sindh)		9563.632	4572.890	3637.852	2635.623	3693.000	2021.000

III. N.W.F.P.

26.	Mardan SCARP (IDA, Canada) (App)	3284.000	1344.500	2967.535	48.600	0.000	0.000
27.	Chashma Command Area Development Project(ADB) (App)	643.100	309.730	578.313	199.260	357.000	272.000
28.	Swabi SCARP (ADB) (App)	3620.240	1086.380	68.324	218.160	437.000	200.000
29.	Project Planning (NWFP) (App)	0.000	0.000	231.446	24.300	10.000	0.000
Sub-total (NWFP)		7547.340	2740.610	3845.618	490.320	804.000	472.000
Total (Drainage)		29791.442	12279.200	15160.532	4524.993	6176.000	3091.000

INDUS BASIN PROJECTS

30.	Reservoir Maintenance Facilities Project Hub and Khanpur Dam (ODA/World Bank).	80.902	66.168	0.000	44.190	17.000	15.000
31.	Tarbella Resettlement:						
	a) Haripur Chapper Road	224.701	0.000	209.693	4.050	4.000	0.000
	b) Nucleous Clearance	60.447	0.000	31.702	3.240	3.000	0.000
32.	Maintenance of Links and Barrages (Punjab)	0.000	0.000	236.065	19.440	0.000	0.000

WATER

(Million Rupees)

Sl. No.	Name, Location and Status of the scheme	Estimated Cost		Expenditure upto June, 1992	Revised Estimates for 1992-93	PSDP 1993-94	
		Total	Foreign Aid			Total	Foreign Aid
1	2	3	4	5	6	7	8
33.	Anti Water Logging Measures	170.252	0.000	79.630	6.480	4.000	0.000
	Sub-total (Indus Basin)	536.302	66.168	557.090	77.400	28.000	15.000
GENERAL INVESTIGATION							
34.	Lower Indus Water Management and Reclamation Research Project (USAID)	34.312	14.221	23.416	11.091	0.000	0.000
35.	International Waterlogging and Salinity Research Institute(IWSRI), Lahore (UNDP)(App).	267.006	168.069	80.580	21.600	30.000	22.000
36.	Pakistan Snow & Ice Hydrology Project Phase-II Upper Indus Basin Pakistan (Canada)(CIDA)(App).	101.352	88.042	37.050	13.797	14.000	11.000
37.	Sectoral Environmental Assessment National Drainage Programme Punjab (IDA).	8.615	8.615	0.000	4.230	0.000	0.000
38.	Investment Project Preparation in the Water Sector Umberalla-II. (UNDP).	67.404	67.404	0.000	7.650	30.000	30.000
39.	Strengthening of Environment Management of Water Resources in WAPDA (World Bank).	30.000	25.000	0.000	9.000	9.000	9.000
40.	SCARP Monitoring of Salinity Control and Reclamation Project Throughout Pakistan	127.651	0.000	78.863	37.091	12.000	0.000
41.	Development of Water Resources of Chitral River NWFP Province	5.904	0.000	3.212	0.972	1.720	0.000
42.	Ground Water Investigation-cum-Development in Selected Areas of D.G.Khan and Rajanpur.	11.230	0.000	5.776	4.860	0.594	0.000
43.	Project Planning Study of Mirani Dam	77.000	0.000	22.169	26.406	0.000	0.000
	Sub-total (General Investigation)	730.474	371.351	251.066	136.697	97.314	72.000
	Sub-total (WAPDA)	50251.640	21807.011	21464.704	6310.215	8409.314	4625.000
44.	Command Water Management Project	1846.496	1846.496	1160.864	100.100	0.000	0.000
45.	Canal Rehabilitation (ISRP-II)(App) (IDA/USA).	4413.720	3699.000	739.517	404.550	432.000	421.000
46.	1992 Flood/Rain Damages Restoration Project (IDA/ADB/Japan/Germany)	10436.880	5237.000	0.000	0.000	1005.588	955.588
47.	Flood Sector Programmes (ADB)	2887.000	2073.000	474.501	251.500	700.000	500.000
48.	Normal Flood Schemes	1259.776	0.000	2028.905	50.000	25.000	0.000
	Total	71095.512	34662.507	25868.491	7116.365	10571.902	6501.588
	A provisional cut of 26.7%					2822.698	1735.924
	Total (M/o Water & Power)	71095.512	34662.507	25868.491	7116.365	7749.204	4765.664

WATER

(Million Rupees)

Sl. No.	Name, Location and Status of the scheme	Estimated Cost		Expenditure upto June, 1992	Revised Estimates for 1992-93	PSDP 1993-94	
		Total	Foreign Aid			Total	Foreign Aid
1	2	3	4	5	6	7	8

M/O FOOD & AGRICULTURE ON-FARM WATER MANAGEMENT


49. On Farm Water Management-II D.G. Khan (ADB).	513.000	410.400	316.820	80.000	80.000	80.000
50. On Farm Water Management-III (IDA)	3469.299	1839.441	75.550	200.000	432.000	431.000
51. On Farm Water Management-III(Japan)	2015.690	1260.000	12.500	300.000	333.000	332.000
Sub-total (OFWM)	5997.989	3509.841	404.870	580.000	845.000	843.000
Total	5997.989	3509.841	404.870	580.000	845.000	843.000
A provisional cut of 26.7%					225.615	225.081
Total (M/o Food & Agriculture)	5997.989	3509.841	404.870	580.000	619.385	617.919

DEFENCE DIVISION

52. Construction of Directorate Southern Circle Office Building, Survey of Pakistan, Karachi	4.900	0.000	4.042	0.400	0.000	0.000
53. Construction of 11 Nos. Houses Cat-VI, SOP Murree Road, Rawalpindi	2.821	0.000	0.682	0.400	0.000	0.000
Total (Defence Division)	7.721	0.000	4.724	0.800	0.000	0.000
Total (Water)	77101.222	38172.348	26278.085	7697.165	11416.902	7344.588
A provisional cut of 26.7%					3048.313	1961.005
Total (Water)	77101.222	38172.348	26278.085	7697.165	8368.589	5383.583

POWER

39—40



POWER

(Summary)

(Million Rupees)

Sl. No.	Ministries/Divisions	PSDP 1993-94	
		Total	Foreign Aid
1	2	3	4

1.	Ministry of Water and Power	2000.000	1650.000
2.	Prime Minister's Secretariat	2554.065	0.000
Total (Power)		4554.065	1650.000

THE UNIVERSITY OF CHICAGO
LIBRARY

100 EAST EAST
CHICAGO, ILL.

100 EAST EAST
CHICAGO, ILL.

100 EAST EAST
CHICAGO, ILL.

100 EAST EAST
CHICAGO, ILL.

100 EAST EAST
CHICAGO, ILL.

100 EAST EAST
CHICAGO, ILL.



POWER

(Million Rupees)

Sl. No.	Name, Location and Status of the scheme	Estimated Cost		Expenditure upto June, 1992	Revised Estimates for 1992-93	P.S.D.P. 1993-94	
		Total	Foreign Aid			Total	Foreign Aid
1	2	3	4	5	6	7	8


M/O WATER AND POWER

1.	Private Power Cell (App)(IBRD, UK & USA)	492.000	460.000	300.000	208.440	0.000	0.000
2.	Village Electrification (Japan/IDA) (App)	8428.000	3400.000	4908.000	2298.000	2000.000	1650.000
	Sub-Total	8920.000	3860.000	5208.000	2506.440	2000.000	1650.000
	Total (M/o Water & Power)	8920.000	3860.000	5208.000	2506.440	2000.000	1650.000

PRIME MINISTER'S SECRETARIAT

3.	Chashma Nuclear Power Project (300 MW)	30625.300	0.000	693.256	1907.550	3464.400	0.000
4.	Nuclear Mineral Survey Lahore Phase-IV (App)	167.950	0.000	27.775	8.100	8.000	0.000
5.	Detailed Exploration of Uranium in D.G. Khan Phase-V (App)	150.000	0.000	87.755	12.150	12.000	0.000
6.	Safe Operation of KANUPP (S.O.K) Karachi	853.500	721.000	0.000	154.900	0.000	0.000
	Total	31796.750	721.000	808.786	2082.700	3484.400	0.000
	A provisional cut of 26.7%					930.335	0.000
	Total (P.M. Secretariat)	31796.750	721.000	808.786	2082.700	2554.065	0.000
	Total	40716.750	4581.000	6016.786	4589.140	5484.400	1650.000
	A provisional cut of 26.7%					930.336	0.000
	Total (Power)	40716.750	4581.000	6016.786	4589.140	4554.064	1650.000

* Village Electrification has been exempted from cut.



FUELS

45—46

THE UNIVERSITY OF CHICAGO

PHYSICS DEPARTMENT

PHYSICS 354

FUELS

(Summary)

(Million Rupees)

Sl. No.	Ministries/Divisions	PSDP 1993-94	
		Total	Foreign Aid
1	2	3	4

1.	Ministry of Petroleum & Natural Resources	594.089	17.218
2.	Planning and Development Division	2.346	0.806
Total (Fuels)		596.435	18.024



FUELS

(Million Rupees)

Sl. No.	Name, Location and Status of the scheme	Estimated Cost		Expenditure upto June, 1992	Revised Estimates for 1992-93	PSDP 1993-94	
		Total	Foreign Aid			Total	Foreign Aid
1	2	3	4	5	6	7	8

M/O PET. & NATURAL RESOURCES**Geological Survey of Pakistan**

1.	Energy Planning & Development Umbrella Project (Coal Resources Assessment) and GSP-USAID Collaborative Project (1985-93)(App).	340.960	309.300	167.971	56.697	0.000	0.000
2.	Appraisal and Evaluation of Thar Coal Field (USAID).	284.498	38.094	0.000	0.000	17.000	16.000
3.	Baluchistan Coal Resources Evaluation Study (GSP ADB-GOB Joint Project 1990-91) (App)	16.067	8.010	0.822	8.019	4.500	3.500
4.	Development of Coal Mines at Compact Block of Lakhra, Distt. Dadu, Sindh (PMDC's Equity in Lakhra Coal Development Company Ltd) Phase-I (App).	1074.112	345.170	30.000	8.100	1.000	0.000
Sub-total (GSP)		1715.637	700.574	198.793	72.816	22.500	19.500

Sui Southern Gas Company Ltd.

5.	Mir Pur Khas N.G.D. Project Phase-II (App)	53.888	0.000	45.844	0.500	0.000	0.000
6.	Sanghar N.G.D. Project (Ph-II)	39.890	0.000	40.491	0.750	0.000	0.000
Sub-total (SSGCL)		93.778	0.000	86.335	1.250	0.000	0.000

H.D.I.P.

7.	Utilization of CNG in Urban Transport through the Conversion of Diesel Buses to CNG, Karachi (UNDP).	18.260	11.460	10.415	4.440	4.990	3.990
8.	Promotion of Use of CNG in Automobiles, Lahore (USAID & ESCAP)	7.500	5.000	6.313	0.000	1.000	0.000
9.	Establishment of Petroleum Engineering Laboratories, Islamabad (USAID).	17.200	12.200	0.000	0.000	0.800	0.000
10.	Establishment of Geochemical/Geological Maintenance & Repair Workshop, Islamabad	6.900	0.000	0.000	0.000	0.200	0.000
Sub-total (HDIP)		49.860	28.660	16.728	4.440	6.990	3.990

D.G. Petroleum Concession

11.	Union Texas Pakistan Inc.(GOP share 40%).	0.000	0.000	3376.509	527.000	583.000	0.000
12.	Occidental of Pakistan Inc.(GOP share 25% in Dhunal J/V)	0.000	0.000	1001.090	156.000	90.000	0.000

FUELS

(Million Rupees)


Sl. No.	Name, Location and Status of the scheme	Estimated Cost		Expenditure upto June, 1992	Revised Estimates for 1992-93	PSDP 1993-94	
		Total	Foreign Aid			Total	Foreign Aid
1	2	3	4	5	6	7	8
13.	Occidental of Pakistan Inc.(GOP share 25% in Ratana J/V)	0.000	0.000	0.000	0.000	48.000	0.000
14.	PPL-OGDC-GOP (J/V) Adhi Oilfield	0.000	0.000	108.570	24.946	40.000	0.000
15.	Pak-Hunt Petroleum Project (GOP share 12.5% in Mazarane Gas Field).	0.000	0.000	47.000	8.800	20.000	0.000
16.	Promotion for Petroleum Exploration/ Strengthening of DGPC (USAID) (App)	60.250	57.250	12.296	58.493	0.000	0.000
	Sub-total (DG PC)	60.250	57.250	4545.465	775.239	781.000	0.000
	Total (M/o Pet. & N. Resources)	1919.525	786.484	4847.321	853.745	810.490	23.490
	A provisional cut of 26.7%					216.401	6.272
	Total (M/o Pet. & N. Resources)	1919.525	786.484	4847.321	853.745	594.089	17.218

PLANNING & DEV. DIVISION

17.	Energy Planning & Development Project 3(a) Energy Conservation, Islamabad (App)	225.180	207.700	218.729	8.550	1.000	0.000
18.	Energy Plan - Core (USAID) (App)	411.630	365.410	199.152	20.512	2.000	1.000
19.	Household Energy Survey (App) (UNDP)	56.600	48.900	28.883	0.180	0.200	0.100
	Total	693.410	622.010	446.764	29.242	3.200	1.100
	A provisional cut of 26.7%					0.854	0.294
	Total (Planning & Development)	693.410	622.010	446.764	29.242	2.346	0.806
	Total	2612.935	1408.494	5294.085	882.987	813.690	24.590
	A provisional cut of 26.7%					217.255	6.566
	Total (Fuels)	2612.935	1408.494	5294.085	882.987	596.435	18.024

TRANSPORT & COMMUNICATIONS

51—52



TRANSPORT & COMMUNICATIONS

(Summary)

		(Million Rupees)	
Sl. No.	Ministries/Divisions	PSDP 1993-94	
1	2	Total	Foreign Aid
1	2	3	4
1.	Ministry of Communications	1153.852	274.604
2.	Ministry of Railways	2296.489	1019.603
3.	Planning and Development Division	10.995	0.000
4.	Aviation Division	1.529	0.000
Total (Transport & Communications)		3462.865	1294.207



TRANSPORT & COMMUNICATIONS

(Million Rupees)

Sl. No.	Name, Location and Status of the scheme	Estimated Cost		Expenditure upto June, 1992	Revised Estimates for 1992-93	PSDP 1993-94	
		Total	Foreign Aid			Total	Foreign Aid
1	2	3	4	5	6	7	8

M/O COMMUNICATIONS

NATIONAL LOGISTIC CELL

1.	Construction of Roads by National Logistic Cell	218.920	0.000	178.270	25.000	0.000	0.000
2.	Kalabagh-Shakardara Raod Project (NLC)	303.220	0.000	183.590	8.100	10.000	0.000
Total (NLC)		522.140	0.000	361.860	33.100	10.000	0.000

D.G. PORTS & SHIPPING

3.	Upgradation of Laboratories at PMA Phase-I (App) (UNDP).	19.800	17.500	0.000	15.910	3.000	0.000
4.	Establishment of Marine College at PMA Campus (Japan)(App).	217.590	201.630	0.000	0.000	0.000	0.000
5.	Construction of Jinnah Bridge Phase-II (World Bank).	1050.000	271.000	0.000	43.960	275.000	125.000
6.	Deepening of Navigation Channel for 75,000 DWT Ships (ADB).	930.000	735.000	0.000	70.000	0.000	0.000
7.	Temporary Oil Terminals (ADB).	195.000	70.000	0.000	80.000	115.000	70.000
8.	Gwadur Fish Harbour(Mini Port Project) (App) (Belguim).	1681.820	831.810	1002.510	239.240	190.980	140.980
9.	Construction of Bulk Water Main from Indus River (Karli Lake) to Port Qasim Industrial Area.	390.000	0.000	0.000	10.000	250.000	0.000
10.	National Ports Master Plan & Management Study PC-II (App). (ADB).	22.460	17.780	0.000	0.000	18.780	17.780
11.	Port Qasim Authority, Karachi Phase-I (App).	4700.000	1913.120	4407.200	24.300	25.000	0.000
Sub-total (DG P&S)		9206.670	4057.840	5409.710	483.410	877.760	353.760

SPECIAL COMMUNICATIONS ORGANIZATIONS (SCO)

12.	Expansion and Improvement of Telecom facilities in Northern Area of Gilgit and Baltistan	54.530	0.000	18.519	0.170	30.000	0.000
13.	Provision of VHF links between Remote Places in Northern Areas	3.718	0.000	0.000	0.142	0.000	0.000
14.	Expansion/Improvement of Local Telephone System Trunk Exchanges, Trunk Facilities (Line & Wire) for New Exchanges & Opening of New PCOs in Northern Areas.	44.750	0.000	26.190	9.092	0.000	0.000

TRANSPORT & COMMUNICATIONS

(Million Rupees)

Sl. No.	Name, Location and Status of the scheme	Estimated Cost		Expenditure upto June, 1992	Revised Estimates for 1992-93	PSDP 1993-94	
		Total	Foreign Aid			Total	Foreign Aid
1	2	3	4	5	6	7	8
15.	Provision 180 channels on Multi-Channels VHF Lines for Connecting Small Towns with Main Outlets in AJK.	20.727	0.000	18.103	2.329	0.000	0.000
16.	Provision of VHF Links Between Remote places of AJK	7.069	0.000	1.046	2.130	0.000	0.000
17.	Expansion/Improvement of Local 9 Telephone System Trunk Exchanges, Trunk Facilities (Line & Wire) for New Exchanges & Opening of New PCOs in AJK.	58.090	0.000	68.467	12.057	0.000	0.000
Sub-total (SCO)		188.884	0.000	132.325	25.920	30.000	0.000
PAKISTAN POSTAL SERVICES CORP.							
18.	Mechanization of Postal Service	85.620	0.000	41.032	18.288	0.000	0.000
19.	59 Operational Buildings & 23 Residential Quarters including purchase of plots and Office Buildings in the Country.	262.363	0.000	181.455	14.112	0.000	0.000
Sub-total (PPSC)		347.983	0.000	222.487	32.400	0.000	0.000
Main Ministry							
20.	Construction of Ravi Bridge	0.000	0.000	0.000	0.000	350.000	0.000
21.	Construction of Small/Rural Roads	0.000	0.000	0.000	0.000	140.500	0.000
22.	Renovation/overhauling of S.V.Behr Paima	0.000	0.000	0.000	0.000	140.000	0.000
Sub-total		0.000	0.000	0.000	0.000	630.500	0.000
National Transport Research Centre							
23.	Operational Research Wing, Islamabad	50.000	0.000	20.690	1.130	1.700	0.000
24.	Road Research Wing(NTRC), Islamabad (ODA)	54.660	22.050	39.490	6.750	4.420	2.600
25.	Urban Transport Wing, Islamabad	33.300	5.000	4.720	2.100	1.300	0.000
26.	Railway Research Wing, Islamabad	19.650	0.000	0.530	0.620	0.000	0.000
27.	Multi Model Transport, Islamabad (UNDP)	14.950	14.950	0.000	6.680	8.270	8.270
28.	National Transport Plan Study (App)(Japan)	18.100	0.000	0.000	0.100	10.200	10.000
Sub-total (NTRC)		190.660	42.000	65.430	17.380	25.890	20.870
Total		10456.337	4099.840	6191.812	592.210	1574.150	374.630
A provisional cut of 26.7%						420.298	100.026
Total (M/o Communications)		10456.337	4099.840	6191.812	592.210	1153.852	274.604

TRANSPORT & COMMUNICATIONS

(Million Rupees)

Sl. No.	Name, Location and Status of the scheme	Estimated Cost		Expenditure upto June, 1992	Revised Estimates for 1992-93	PSDP 1993-94	
		Total	Foreign Aid			Total	Foreign Aid
1	2	3	4	5	6	7	8

MINISTRY OF RAILWAYS

29.	Improvement & Rehabilitation of Track. (Kuwait Fund, IDB & OPEC) (App).	2500.000	760.000	1013.000	531.000	300.000	160.000
30.	Rehabilitation for 660 and Procurement of 270 traction motors (World Bank).	582.000	351.000	249.000	160.000	240.000	140.000
31.	Recommissioning of 46 Locomotives (World Bank).	537.000	315.000	353.000	53.000	131.000	80.000
32.	Spares for Unit Exchange and Inventory (World Bank).	720.000	498.000	0.000	250.000	579.000	348.000
33.	Institutional Development (Consultancies and Trainings) (World Bank).	250.000	166.000	0.000	68.000	130.000	70.000
34.	Fitment of Roller Bearing (World Bank).	876.000	469.000	0.000	368.000	235.000	130.000
35.	Procurement of 5 Locos (OECF)	398.000	253.000	262.000	319.000	0.000	0.000
36.	Procurement of 18 Locos (OECF)	1598.000	932.000	0.000	0.000	400.000	350.000
37.	Rehabilitation of 101 Locos	2748.000	0.000	0.000	1.000	0.000	0.000
38.	Manufacture of Passenger Coaches	1570.000	0.000	1411.000	150.000	0.000	0.000
39.	Locomotive Factory, Risalpur (OECF).	1994.000	1237.000	1513.000	519.000	100.000	80.000
40.	VHF & UHF Communications (World Bank)	220.400	86.000	0.000	18.000	45.000	0.000
41.	Improvement of Signalling Works (OECF).	375.000	113.000	220.000	99.000	45.000	0.000
42.	Track Circulating on 94 Stations (OECF).	608.000	138.000	0.000	140.000	0.000	0.000
43.	Bridge Works	65.000	0.000	49.000	10.000	6.000	0.000
44.	Line Capacity Works.	32.000	1.000	19.000	55.000	0.000	0.000
45.	Renovation of Passenger Coaches.	538.000	0.000	0.000	306.000	800.000	0.000
46.	Manufacture of 200 BTOs.	144.000	0.000	15.000	24.000	24.000	0.000
47.	Renovation of Wagons.	40.000	0.000	0.000	19.000	10.000	0.000
48.	Other bridge works.	52.000	0.000	0.000	20.000	5.000	0.000
49.	Renovation of Stations.	120.000	0.000	0.000	70.000	0.000	0.000
50.	Construction of DS Offices, Peshawar	20.000	0.000	0.000	20.000	0.000	0.000
51.	Wagah Railway Station.	30.000	0.000	0.000	30.000	10.000	0.000

TRANSPORT & COMMUNICATIONS

(Million Rupees)

Sl. No.	Name, Location and Status of the scheme	Estimated Cost		Expenditure upto June, 1992	Revised Estimates for 1992-93	PSDP 1993-94	
		Total	Foreign Aid			Total	Foreign Aid
1	2	3	4	5	6	7	8
52.	Improvement of Spezand-Kohi Taftan Section	2781.000	0.000	0.000	53.550	0.000	0.000
53.	Electrical Works.	257.000	0.000	7.000	154.000	10.000	0.000
54.	Plant and Machinery (World Bank).	309.000	172.000	5.000	59.000	43.000	33.000
55.	Feasibility for High Speed Track.	3.000	0.000	0.000	3.000	0.000	0.000
56.	Management Information System (World Bank)	0.000	0.000	0.000	0.000	0.000	0.000
57.	Construction of An Overhead Bridge on Railway Crossing at New Pind.	0.000	0.000	0.000	0.000	20.000	0.000
58.	Other Minor Schemes.	0.000	0.000	0.000	1.000	0.000	0.000
Total		19367.400	5491.000	5116.000	3500.550	3133.000	1391.000
A provisional cut of 26.7%						836.511	371.397
Total (M/o Railways)		19367.400	5491.000	5116.000	3500.550	2296.489	1019.603

* Includes Rs.380.00 million self-financing from sale of land.

PLANNING & DEV. DIVISION

National Institute of Transportation

59.	National Institute of Transportation, Raisalpur	56.020	0.000	0.000	13.770	15.000	0.000
Sub-total (NITR)		56.020	0.000	0.000	13.770	15.000	0.000
Total		56.020	0.000	0.000	13.770	15.000	0.000
A provisional cut of 26.7%						4.005	0.000
Total (Planning & Dev. Division)		56.020	0.000	0.000	13.770	10.995	0.000

AVIATION DIVISION

AIRPORT SECURITY FORCES

60.	Construction of Barracks for 128 Guards, Karachi (App)	9.964	0.000	3.968	0.000	0.000	0.000
61.	Construction of Accommodation at 5 Small Airports (Pasni, Gwadar, Turbat, Skardu and Chitral) (App)	4.634	0.000	3.875	0.615	0.839	0.000
62.	Construction of Accommodation at 5 Small Airports (D.I.Khan, Gilgit, Rawalakot, Muzaffarabad and Nawab Shah)	6.641	0.000	2.674	0.508	1.075	0.000
Sub-total (ASF)		21.239	0.000	10.517	1.123	1.914	0.000


PAK METEROLOGICAL DEPTT.

63.	Establishment of an Aeromet Station at Bannu Airport	2.443	0.500	1.048	0.393	0.000	0.000
-----	--	-------	-------	-------	-------	-------	-------

TRANSPORT & COMMUNICATIONS


(Million Rupees)

Sl. No.	Name, Location and Status of the scheme	Estimated Cost		Expenditure upto June, 1992	Revised Estimates for 1992-93	PSDP 1993-94	
		Total	Foreign Aid			Total	Foreign Aid
1	2	3	4	5	6	7	8
64.	Upper Wind Observatory, Hyderabad	1.700	0.065	1.184	0.344	0.172	0.000
65.	Rawinsonds Observatory, Lahore	5.021	2.150	2.217	0.277	0.000	0.000
	Sub-total (Pak. Met. Deptt.)	9.164	2.715	4.449	1.014	0.172	0.000
	Total (Aviation Division)	30.403	2.715	14.966	2.137	2.086	0.000
	A provisional cut of 26.7%					0.557	0.000
	Total (Aviation Division)	30.403	2.715	14.966	2.137	1.529	0.000
	Total	29910.160	9593.555	11322.778	4108.667	4724.236	1765.630
	A provisional cut of 26.7%					1261.371	471.423
	Total (Trans. & Communications)	29910.160	9593.555	11322.778	4108.667	3462.865	1294.207



PHYSICAL PLANNING & HOUSING


61-62



PHYSICAL PLANNING & HOUSING

(Summary)

Sl. No.	Ministries/Divisions	(Million Rupees)	
		PSDP 1993-94	
		Total	Foreign Aid
1	2	3	4
1.	Cabinet Division	852.919	356.238
2.	Works Division	107.555	0.000
3.	Interior Division	36.846	0.000
4.	Justice & Parliamentary Affairs Division	6.058	0.000
5.	Ministry of Religious Affairs	2.932	0.000
6.	M/o Local Government & Rural Development	4.545	3.665
7.	States & Frontier Regions Division (SAFRON)	5.009	0.000
Total (Physical Planning & Housing)		1015.863	359.903



PHYSICAL PLANNING & HOUSING

(Million Rupees)

Sl. No.	Name, Location and Status of the scheme	Estimated Cost		Expenditure upto June, 1992	Revised Estimates for 1992-93	PSDP 1993-94	
		Total	Foreign Aid			Total	Foreign Aid
1	2	3	4	5	6	7	8

CABINET DIVISION

Deptt: of Communications Security

1.	Construction of Residential Accommodation at Islamabad for Officers of Department of Communications Security (App)	16.469	0.000	10.200	0.750	2.000	0.000
Sub-total (D.C.S)		16.469	0.000	10.200	0.750	2.000	0.000

Capital Development Authority

2.	Prime Minister House Complex; Development of Infrastructure Services for Police Lines & Colony; Construction of Accommodation for Police & related Schemes for P.M House Complex at Islamabad (App)	487.158	0.000	301.000	139.064	30.000	0.000
3.	Construction of Prime Minister's Secretariat, Islamabad (App).	570.507	0.000	27.800	142.707	400.000	0.000
4.	Office and Residential Accommodation for AGPR, Islamabad(App)	440.123	0.000	39.731	8.100	10.000	0.000
5.	Construction of Supreme Court Building (App)	537.740	0.000	160.000	145.250	0.000	0.000
6.	Furnishing of Supreme Court Building (Interior Works), Islamabad	52.592	0.000	0.000	0.000	40.000	0.000
7.	Construction of Federal Government Houses on Abandoned Plots (App)	79.160	0.000	8.351	8.100	10.000	0.000
8.	Provision of individual Gas Meters in Government Houses (App)	43.155	0.000	30.914	0.810	1.000	0.000
9.	Roof Treatment of Government Houses (App)	90.830	0.000	32.378	0.810	1.000	0.000
10.	Bulk Water Supply (Phase-I&II), Water Supply Distribution System (Ph-I&II) (App)	970.111	0.000	892.487	8.100	20.000	0.000
11.	Construction of Office Accommodation for CBR, Islamabad	132.704	0.000	8.519	12.150	10.000	0.000
12.	Construction of Parliament Lodge at Islamabad (Approved)	700.000	0.000	0.044	81.000	81.000	0.000
13.	Security Measures for Aiwan-e-Sadr, Islamabad (App).	19.949	0.000	4.020	0.000	2.600	0.000
14.	Construction of Supreme Court Judges Residences at Islamabad.	83.834	0.000	0.000	0.000	20.000	0.000

PHYSICAL PLANNING & HOUSING

(Million Rupees)

Sl. No.	Name, Location and Status of the scheme	Estimated Cost		Expenditure upto June, 1992	Revised Estimates for 1992-93	PSDP 1993-94	
		Total	Foreign Aid			Total	Foreign Aid
1	2	3	4	5	6	7	8
15.	Metropolitan Water Supply from Khanpur Dam to Islamabad & Rawalpindi (Detailed Designing of Khanpur Dam) (Japan)	76.230	60.893	10.903	8.460	0.000	0.000
16.	Khanpur Dam Phase-I (Japan)	3605.547	1156.546	0.000	4.500	100.000	100.000
17.	Metropolitan Water Supply 3rd Main Conduction from Simly Dam to Islamabad (Designing of Simly Dam) (Japan).	32.196	15.460	15.156	8.370	0.000	0.000
18.	Bulk Water Supply from Simly Dam 3rd Main Conduction Phase-III (Japan).	1811.000	607.505	19.572	0.000	250.000	250.000
19.	Rehabilitation project for improvement of water treatment system in Islamabad (Japan).	435.270	433.270	0.000	0.000	136.000	136.000
20.	Clover Leaf, Islamabad	198.355	0.000	0.000	0.000	50.000	0.000
Sub-total (CDA)		10366.461	2273.674	1550.875	567.421	1161.600	486.000
Total		10382.930	2273.674	1561.075	568.171	1163.600	486.000
A provisional cut of 26.7%						310.681	129.762
Total (Cabinet Division)		10382.930	2273.674	1561.075	568.171	852.919	356.238

WORKS DIVISION

Govt. Offices/Buildings

21.	Construction of Office Building for Federal Public Service Commission Islamabad (App).	59.500	0.000	12.280	8.100	10.000	0.000
22.	Construction of Office Building for Election Commission Islamabad. (App).	36.029	0.000	3.962	1.620	5.000	0.000
23.	Provision of Fire Fighting Equipment and Emergency Stairs in Shaheed-e-Millat Secretariat, Islamabad (App).	26.683	0.000	13.804	3.645	4.000	0.000
24.	Construction of Audit House at Islamabad	19.971	0.000	4.637	7.000	5.000	0.000
25.	Construction of the Office of DG Pak PWD, Islamabad (Phase-II)	27.000	0.000	8.099	0.405	0.000	0.000
26.	Construction of Additional Office Block at 94-The Mall, Lahore (App).	14.044	0.000	1.804	0.810	2.000	0.000
27.	Partition work in the State Enterprises Display Centre Building, Islamabad	0.000	0.000	0.000	0.000	5.000	0.000
28.	Construction of AGPR Sub-Office, Karachi (App).	16.463	0.000	14.351	1.012	1.100	0.000
Sub-total (Pak PWD Offices)		199.690	0.000	58.937	22.592	32.100	0.000

PHYSICAL PLANNING & HOUSING

(Million Rupees)

Sl. No.	Name, Location and Status of the scheme	Estimated Cost		Expenditure upto June, 1992	Revised Estimates for 1992-93	PSDP 1993-94	
		Total	Foreign Aid			Total	Foreign Aid
1	2	3	4	5	6	7	8
Govt. Servants Housing							
29.	Construction of 5160 Houses for Federal Government Employees Islamabad (1170 Houses Phase-I (App) .	359.394	0.000	292.715	18.100	20.000	0.000
30.	Construction of 5160 Houses for Federal Govt. Employees Islamabad Ph-II (App)	270.886	0.000	9.108	2.960	0.000	0.000
31.	Construction of Houses for Federal Govt. Employees under Prime Minister's Programme to Generate Employment at Islamabad, Karachi, Lahore, Peshawar and Quetta (App).	435.000	0.000	222.304	16.200	16.000	0.000
32.	Construction of Government Owned Residences, Speaker National Assembly, Federal Ministers, Federal Secretaries Cat-I & II Houses in Islamabad(App)	70.061	0.000	43.210	16.200	10.000	0.000
33.	Construction of 152 Cat-V Quarters for Federal Government Employees at Islamabad (App).	55.000	0.000	13.974	4.860	10.000	0.000
34.	Const. of 21 Family Suits for Federal Govt. Officers, Islamabad (App)	17.539	0.000	12.776	2.450	0.000	0.000
35.	Const. of 72 Family Suites for Federal Govt. Employees, Islamabad(App)	44.426	0.000	40.279	4.860	0.000	0.000
36.	Construction of 30 Federal Minister's Residences Islamabad	260.500	0.000	88.203	28.350	18.000	0.000
37.	Const. of Residential Accommodation for Federal Govt. Employees at Islamabad (Prime Minister's Estate) (App).	244.500	0.000	18.781	64.300	25.000	0.000
38.	Construction of 40 Addl. Rooms in Existing Two Federal Lodge for Govt. Officers, Islamabad	13.074	0.000	12.894	1.620	0.000	0.000
39.	Construction of Residential Accommodation for Central Government Employees Colony at Dhana Singwala, Lahore (Phase-II, 258 Qtrs)	97.600	0.000	0.000	0.000	5.000	0.000
40.	Const. of Residential Accommodation for IB at II-College Road, Lahore (App).	5.503	0.000	4.061	0.810	0.632	0.000
41.	Acquisition of 50 Acres of Land & Construction of 250 Quarters for FGS at Quetta (App.)	173.067	0.000	134.350	4.050	4.000	0.000
42.	Const. of Residential Accommodation for IB, Upper Mall, Lahore (App)	4.237	0.000	4.685	0.020	0.000	0.000
Sub-total (Pak PWD Res.)		2050.787	0.000	897.340	164.780	108.632	0.000

PHYSICAL PLANNING & HOUSING

(Million Rupees)

Sl. No.	Name, Location and Status of the scheme	Estimated Cost		Expenditure upto June, 1992	Revised Estimates for 1992-93	PSDP 1993-94	
		Total	Foreign Aid			Total	Foreign Aid
1	2	3	4	5	6	7	8
Central Board of Revenues							
43.	Construction of Residential Accommodation for Income Tax Deptt. Islamabad (App).	7.349	0.000	5.604	1.620	2.000	0.000
44.	Construction of Office Building for Income Tax Department at Sialkot(App)	15.392	0.000	0.000	0.405	0.000	0.000
45.	Construction of Office-cum-Residential Accommodation for Income Tax Department at Abbottabad (App).	5.200	0.000	4.473	0.406	1.000	0.000
46.	Construction of Office-cum-Residential Accommodation for Income Tax Department at Jaccobabad (App).	2.487	0.000	2.249	0.203	0.000	0.000
47.	Construction of Office-cum-Residential Accommodation for Income Tax Department at D.I. Khan (App)	1.404	0.000	0.000	0.163	0.000	0.000
48.	Construction of Office & Residential Accommodation at Rawalpindi (App).	7.018	0.000	6.647	0.162	0.000	0.000
49.	Construction of Office & Residential Accommodation at Khairpur (App).	2.603	0.000	2.343	0.405	0.000	0.000
50.	Construction of Office & Residential Accommodation at Sukkur (App).	5.700	0.000	4.285	0.810	0.000	0.000
51.	Construction of Office/Residence for Customs Department, Gujranwala	3.753	0.000	3.087	0.203	0.000	0.000
52.	Construction of Land Custom Station Wagha, Lahore.	5.100	0.000	3.715	0.405	1.000	0.000
53.	Construction of Inter Agency Complex at Kunjrab Pass, Khudaabad	15.097	0.000	2.924	0.648	2.000	0.000
54.	Construction of Customs Ware House & Vehicle Sheds for Customs House, Karachi	2.126	0.000	1.455	0.405	0.000	0.000
	Sub-total (CBR)	73.229	0.000	36.782	5.835	6.000	0.000
	Total	2323.706	0.000	993.059	193.207	146.732	0.000
	A provisional cut of 26.7%					39.177	0.000
	Total (Works Division)	2323.706	0.000	993.059	193.207	107.555	0.000

INTERIOR DIVISION

i) FC NWFP

55.	Construction of Fort for South Waziristan Scouts at Zalai (App).	18.847	0.000	17.530	0.972	0.384	0.000
-----	--	--------	-------	--------	-------	-------	-------

PHYSICAL PLANNING & HOUSING

(Million Rupees)

Sl. No.	Name, Location and Status of the scheme	Estimated Cost		Expenditure upto June, 1992	Revised Estimates for 1992-93	PSDP 1993-94	
		Total	Foreign Aid			Total	Foreign Aid
1	2	3	4	5	6	7	8
56.	Construction of Residential Accommodation for Dir Scouts at Timergara (App).	9.953	0.000	9.260	0.162	0.000	0.000
57.	Construction of Fort for South Waziristan Scout at Sarkanda(App)	19.999	0.000	14.713	0.405	0.000	0.000
58.	Construction of Fort for South Waziristan Scouts at Zermilan(App)	18.721	0.000	13.315	0.648	1.000	0.000
59.	Construction of Wing HQ for Mohmand Rifles at Mamad Gat (App)	22.216	0.000	20.290	0.162	1.000	0.000
60.	Construction of Surface Water Tank Under Ground Tank and Laying of Pipelines at Ghallanai(App).	6.060	0.000	1.347	0.810	0.500	0.000
61.	Water Supply Scheme for Shawal Rifles at Razmak (App).	3.029	0.000	1.768	0.081	0.000	0.000
62.	Construction of Ammunition/ Explosive Magazine for Tochi Scouts at Miran Shah	3.049	0.000	0.798	0.810	0.000	0.000
63.	Construction of Officer's Colony for FC NWFP at Hayatabad, Peshawar(App)	16.350	0.000	4.052	0.810	1.000	0.000
Sub-total (FC NWFP)		118.224	0.000	83.073	4.860	3.884	0.000
ii) FC BALOCHISTAN							
64.	Construction of Permanent accommodation for CAF at various places Balochistan (App).	215.884	0.000	154.819	6.400	8.850	0.000
65.	Construction of accommodation for FC (EX-BC), Quetta & Sibi (App)	91.860	0.000	79.115	5.066	2.000	0.000
66.	Construction of Accommodation for Officers and Followers for FC at Quetta (App).	7.664	0.000	3.348	1.783	1.000	0.000
67.	Construction of Fort at Wadh, Balochistan	0.000	0.000	0.000	0.000	5.000	0.000
68.	Construction of accommodation for HQ (FC) at Quetta.	92.065	0.000	66.460	3.413	0.000	0.000
Sub-total (FC Balochistan)		407.473	0.000	303.742	16.662	16.850	0.000
iii) Coast Guards							
69.	Construction of Ammunition Magazine at Gwadar (App).	1.482	0.000	0.837	0.526	0.119	0.000
70.	Construction of Check Post at Kumb Quarter Guards at Jiwani & Pasni. (App)	6.433	0.000	6.653	0.324	0.000	0.000

PHYSICAL PLANNING & HOUSING

(Million Rupees)

Sl. No.	Name, Location and Status of the scheme	Estimated Cost		Expenditure upto June, 1992	Revised Estimates for 1992-93	PSDP 1993-94	
		Total	Foreign Aid			Total	Foreign Aid
1	2	3	4	5	6	7	8
71.	Construction of 16 Cat.IV Flats for Pak Coast Guards, Karachi(App)	3.946	0.000	3.119	0.672	0.155	0.000
	Sub-total (Coast Guards)	11.861	0.000	10.609	1.522	0.274	0.000
iv) Pak Rangers							
72.	Construction of Residential Accommodation for Pak Rangers at Ghazi Road, Lahore. (App)	25.737	0.000	23.001	0.810	1.000	0.000
73.	Construction of 100 x Border Out Posts (App).	168.500	0.000	40.000	6.480	4.000	0.000
74.	Acquisition of Private Land for Border Out Posts (App).	4.068	0.000	1.500	0.810	1.000	0.000
	Sub-total (Pak Rangers)	198.305	0.000	64.501	8.100	6.000	0.000
v) F.I.A.							
75.	Construction of 7 Nos. Cat-V and 30 Nos. Cat-VI flats for FIA Staff at Islamabad	9.284	0.000	6.229	0.203	2.000	0.000
76.	Construction of FIA Zonal Office Building at Lahore. (App).	18.850	0.000	6.208	0.608	3.000	0.000
77.	Construction of FIA Office Block at Quetta (App).	7.003	0.000	4.845	0.000	0.359	0.000
	Sub-total (FIA)	35.137	0.000	17.282	0.811	5.359	0.000
vi) Civil Defence							
78.	Civil Defence Training School, Lahore	5.771	0.000	6.319	0.081	0.000	0.000
79.	Civil Defence Training School, Karachi	8.573	0.000	8.883	0.081	0.000	0.000
80.	Civil Defence Training School, Peshawar	9.242	0.000	5.256	0.486	0.000	0.000
81.	Civil Defence Training School, Quetta	9.838	0.000	3.458	0.162	1.500	0.000
	Sub-total (Civil Defence)	33.424	0.000	23.916	0.810	1.500	0.000
vii) Immigration & Passports							
82.	Const. of Office Building for Director General of Immigration and Passports & Regional Passport Office, Islamabad.	9.875	0.000	6.324	2.200	1.000	0.000
	Sub-total(Immig. & Passports)	9.875	0.000	6.324	2.200	1.000	0.000
Islamabad Administration							
Water Supply							
83.	3 Water Supply Schemes in U.C.Bharakau, Bharakau, Mohra Noor & Shahdara)	9.400	0.000	4.067	0.810	2.000	0.000

PHYSICAL PLANNING & HOUSING

(Million Rupees)

Sl. No.	Name, Location and Status of the scheme	Estimated Cost		Expenditure upto June, 1992	Revised Estimates for 1992-93	PSDP 1993-94	
		Total	Foreign Aid			Total	Foreign Aid
1	2	3	4	5	6	7	8
84.	Water Supply Scheme, Humak (P.M. Directive).	2.200	0.000	0.125	0.202	0.200	0.000
85.	Water Supply Scheme Tarlai including Chapper and RD Markaz Tarlai.	7.200	0.000	0.250	0.202	0.200	0.000
86.	Water Supply Scheme, Talhar (P.M. Directive)	2.500	0.000	0.250	0.203	1.000	0.000
Islamabad Police							
87.	Const. of Residential Accommodation for L.S. of Aabpara Circule 50 Nos. Flats of Cat-VI in G-9/1, (One DSP House Cat-III)	8.030	0.000	5.941	0.405	0.000	0.000
88.	Construction of 46 Cate-VI Flats for Lower Staff of Special Branch, CIA & Traffic in G-9/1 and One DSP House, Islamabad (App)	9.760	0.000	2.396	0.567	0.000	0.000
89.	Construction of 20 Cate-IV Flats for Upper Sub-Ordinate Staff of Aabpara Circle, G-8/4, Islamabad	3.011	0.000	1.623	0.122	0.000	0.000
90.	Construction of Mosque in Police Lines, H-11, Islamabad (App)	3.900	0.000	0.000	0.162	0.000	0.000
91.	Construction of 20 Beded Hospital for Islamabad Police at H-11, Islamabad	5.588	0.000	0.000	0.324	1.000	0.000
92.	Operational Improvement of Islamabad Police, Islamabad (App)	13.900	0.000	0.000	0.243	0.000	0.000
93.	Construction of Police Training Centre/School in Police Lines H-11, Islamabad	15.020	0.000	0.000	0.162	0.000	0.000
94.	Construction of 2 Barracks for 100 Men Each H.Q. Wing in H-11, Islamabad	10.715	0.000	0.000	0.324	1.000	0.000
95.	Construction of Offices of ICT Administration	84.800	0.000	0.000	20.000	10.000	0.000
	Sub-total (ICT)	176.024	0.000	14.652	23.726	15.400	0.000
	Total	990.323	0.000	524.099	58.691	50.267	0.000
	A provisional cut of 26.7%					13.421	0.000
	Total (Interior Division)	990.323	0.000	524.099	58.691	36.846	0.000
M/O RELIGIOUS AFFAIRS							
96.	Construction of Office Building of Council of Islamic Ideology at G-5/2, Islamabad (App)	27.169	0.000	10.183	12.000	4.000	0.000
	Total	27.169	0.000	10.183	12.000	4.000	0.000
	A provisional cut of 26.7%					1.068	0.000
	Total (Religious Affairs)	27.169	0.000	10.183	12.000	2.932	0.000

PHYSICAL PLANNING & HOUSING

(Million Rupees)

Sl. No.	Name, Location and Status of the scheme	Estimated Cost		Expenditure upto June, 1992	Revised Estimates for 1992-93	PSDP 1993-94	
		Total	Foreign Aid			Total	Foreign Aid
1	2	3	4	5	6	7	8

JUSTICE & PAR. AFFAIRS DIVISION

97.	Construction of New Building of Federal Shariat Court, Islamabad	85.169	0.000	5.155	0.000	1.845	0.000
98.	Construction of Campus Office, Classrooms, Hostel etc. of the FJA, H-8, Islamabad	17.995	0.000	4.967	0.000	3.000	0.000
99.	Construction of Rest Houses for Honourable Judges of the Federal Shariat Court at Islamabad (App).	7.052	0.000	2.005	2.000	3.420	0.000
Total		110.216	0.000	12.127	2.000	8.265	0.000
A provisional cut of 26.7%						2.207	0.000
Total (Justice Division)		110.216	0.000	12.127	2.000	6.058	0.000

M/O LOCAL GOVT. & RURAL DEVELOPMENT

100.	Federal Rural Water Supply & Sanitation Coordination Unit (UNICEF/UNDP) (App)	19.913	0.000	5.776	0.810	6.200	5.000
Total		19.913	0.000	5.776	0.810	6.200	5.000
A provisional cut of 26.7%						1.655	1.335
Total (M/o L.G.R.D.)		19.913	0.000	5.776	0.810	4.545	3.665

STATES & F.R. DIVISION


F.C., LEVIES & KHASDAR POSTS

		<u>182.312</u>	<u>0.000</u>	<u>109.485</u>	<u>8.174</u>	<u>6.834</u>	<u>0.000</u>
101.	Construction of F.C. Building in Kohistan District (App).	44.660	0.000	30.329	0.810	-	-
102.	Construction of F.C. Building in Hazara District (App).	50.445	0.000	36.072	0.405	-	-
103.	Construction of Post of FC at Zam (App)	4.266	0.000	1.425	0.648	-	-
104.	Construction of Post of FC at Mughal Kot D.I. Khan (App).	5.926	0.000	0.805	0.810	-	-
105.	Construction of Post of FC at Manjhi D.I. Khan (App).	4.719	0.000	1.766	0.567	-	-
106.	Construction of Post of FC at Domanda Kohi Bahara (App).	4.403	0.000	0.505	0.567	-	-
107.	Construction of Post of FC at Faqir Chowki D.I. Khan (App).	4.666	0.000	1.092	0.648	-	-
108.	Construction of Building for Malakand Levy in Malakand Agency (App)	18.113	0.000	1.960	0.486	-	-
109.	Reconstruction of Khassadar Barracks for 200 Khassadars at Bara	7.751	0.000	1.818	0.405	-	-

PHYSICAL PLANNING & HOUSING

(Million Rupees)

Sl. No.	Name, Location and Status of the scheme	Estimated Cost		Expenditure upto June, 1992	Revised Estimates for 1992-93	PSDP 1993-94	
		Total	Foreign Aid			Total	Foreign Aid
1	2	3	4	5	6	7	8
110.	Construction of Khassadar Barracks for 200 Khassadars at Ghiljo, Kalaya and Hangu	7.565	0.000	8.002	0.243	-	-
111.	Construction of 17 Nos Khassadar Piquets in Kurrum Agency (App)	8.827	0.000	5.600	0.405	-	-
112.	Construction of 22 Levy Thanas at various Places in Balochistan	22.971	0.000	22.111	2.180	-	-
	Total	182.312	0.000	109.485	8.174	6.834	0.000
	A provisional cut of 26.7%					1.825	0.000
	Total (SAFRON Division)	182.312	0.000	109.485	8.174	5.009	0.000
	Total	14036.569	2273.674	3215.804	843.053	1385.898	491.000
	A provisional cut of 26.7%					370.035	131.097
	Total (Physical Planning & Housing)	14036.569	2273.674	3215.804	843.053	1015.863	359.903



RURAL DEVELOPMENT

75-76



RURAL DEVELOPMENT

(Summary)

93-94

(Million Rupees)

Sl. No.	Ministries/Divisions	PSDP 1993-94	
		Total	Foreign Aid
1	2	3	4
1.	M/o Local Government & Rural Development	482.021	454.533
2.	Ministry of Interior	4.251	0.000
3.	Narcotics Control Division	81.180	75.316
Total (Rural Development)		567.452	529.849

RURAL DEVELOPMENT

(Million Rupees)

Sl. No.	Name, Location and Status of the scheme	Estimated Cost		Expenditure upto June, 1992	Revised Estimates for 1992-93	PSDP 1993-94	
		Total	Foreign Aid			Total	Foreign Aid
1	2	3	4	5	6	7	8
M/O LOCAL GOVERNMENT							
RURAL DEVELOPMENT							
1.	ADB Farm to Market Road Project Phase-I (All Provinces).(App) (ADB)	704.000	480.000	650.000	134.100	135.000	130.000
2.	ADB Farm to Market Road Project Phase-II (All Provinces)(App)(ADB)	2493.260	1971.800	200.000	249.600	435.000	405.000
3.	USAID Road Resource Management Project(Sindh Province)(App)(USAID)	995.590	731.000	212.540	45.000	67.000	67.000
4.	Construction of MTRI Hostel at Karachi	5.990	0.000	3.940	0.000	2.000	0.000
5.	Provision of Certain Essential and Residential Facilities at NCRD	14.680	0.000	3.860	0.000	0.500	0.000
6.	ADB Assisted Provincial Highways Project. (Consultancy Services for IIIrd FRM)	155.990	155.990	0.000	0.000	18.100	18.100
Total		4369.510	3338.790	1070.340	428.700	657.600	620.100
A provisional cut of 26.7%						175.579	165.567
Total (M/o L.G. & R.D.)		4369.510	3338.790	1070.340	428.700	482.021	454.533

MINISTRY OF INTERIOR

7.	Construction of 14 Km of Rural Roads in Tumair (App)(ICT)	19.450	0.000	7.360	1.220	1.000	0.000
8.	Construction of 15 Km Rural Roads in Bharakau (ICT) (App)	9.980	0.000	7.720	1.220	1.000	0.000
9.	Construction of 8 Km Rural Roads in Pind Begwal Jundda (ICT)(App).	8.170	0.000	3.230	1.620	1.000	0.000
10.	Construction of 23 Km Rural Roads in ICT (App).	19.960	0.000	7.990	2.430	1.500	0.000
11.	Widening and Strengthening of 55 Km Rural Roads in ICT (Phase-I) (App).	8.850	0.000	5.380	1.220	1.000	0.000
12.	IRD Plan for ICT in Collaboration with UNICEF (App).	6.850	0.000	1.930	0.230	0.300	0.000
Total		73.260	0.000	33.610	7.940	5.800	0.000
A provisional cut of 26.7%						1.549	0.000
Total (Interior Division)		73.260	0.000	33.610	7.940	4.251	0.000

NARCOTICS CONTROL DIVISION

13.	Mahmand Tribal Agency Agricultural and Area Development Project (App)(USAID)	264.840	230.000	120.320	44.100	50.000	46.000
-----	--	---------	---------	---------	--------	--------	--------


RURAL DEVELOPMENT

(Million Rupees)

Sl. No.	Name, Location and Status of the scheme	Estimated Cost		Expenditure upto June, 1992	Revised Estimates for 1992-93	PSDP 1993-94	
		Total	Foreign Aid			Total	Foreign Aid
1	2	3	4	5	6	7	8
14.	Bajour Tribal Agency Agricultural and Area Development Project (App) (USAID)	259.950	230.000	116.450	44.100	50.000	46.000
15.	Kala Dhaka Area Development Project, District Mansehra.(App) (USAID/German)	144.585	144.585	149.320	17.390	0.000	0.000
16.	Khyber Tribal Agency Agricultural and Area Development Project (App)(USAID)	333.750	292.280	0.000	0.000	10.750	10.750
	Total	1003.125	896.865	386.090	105.590	110.750	102.750
	A provisional cut of 26.7%					29.570	27.434
	Total (Narcotics Control Division)	1003.125	896.865	386.090	105.590	81.180	75.316
	Total	5445.895	4235.655	1490.040	542.230	774.150	722.850
	A provisional cut of 26.7%					206.698	193.001
	Total (Rural Development)	5445.895	4235.655	1490.040	542.230	567.452	529.849

**D. SOCIAL DEVELOPMENT AND HUMAN
RESOURCES SECTORS**

81-82



EDUCATION & TRAINING

83-84

*

*

*

EDUCATION AND TRAINING

(Summary)

(Million Rupees)

Sl. No.	Ministries/Divisions	PSDP 1993-94	
		Total	Foreign Aid
1	2	3	4

1. Defence Divisions	11.608	0.000
2. Ministry of Education	413.062	80.620
3. Establishment Division	0.957	0.000
Total (Education & Training)	425.627	80.620

*

x

*

EDUCATION AND TRAINING

(Million Rupees)

Sl. No.	Name, Location and Status of the scheme	Estimated Cost		Expenditure upto June, 1992	Revised Estimates for 1992-93	PSDP 1993-94	
		Total	Foreign Aid			Total	Foreign Aid
1	2	3	4	5	6	7	8

DEFENCE DIVISION

1.	Provision of 10 Buses to FGEIs in Cantts	4.575	0.000	3.424	0.932	0.219	0.000
2.	Development of FG Girls High School Misrial Road & FG Girls High School, Ch.M.Iqbal Road Rawalpindi	5.762	0.000	4.343	1.419	0.270	0.000
3.	Developmnt of Technical High School Chaklala, Rawalpindi	1.982	0.000	1.472	0.414	0.096	0.000
4.	Upgradation and Development of 2 FG Middle Schools to High Level in Lahore Cantt.	3.135	0.000	2.289	0.685	0.161	0.000
5.	Upgradation of FG Boys Middle School No.1, Nowshera to High Level	1.943	0.000	1.019	0.742	0.176	0.000
6.	Construction of New Building for FG Girls High Schools, Gujranwala Cantt.	6.337	0.000	1.096	1.620	2.000	0.000
7.	Construction of 2 Hostels (One for Male & One for Female) at Wah Cantt.	7.300	0.000	1.096	1.620	2.000	0.000
8.	Upgradation of FGT Public School, Bagh (AJK) to Higher Secondary Level (Prime Minister's Directive).	5.200	0.000	0.000	0.000	2.000	0.000
9.	Introduction of BSc Classes in FG Sir Syed College for Women Rawalpindi	3.412	0.000	2.668	0.603	0.141	0.000
10.	Construction of New Building for FG Inter College Gujranwala Cantt.	5.833	0.000	4.479	1.096	0.258	0.000
11.	Construction of New Building for Federal Government Inter College, Karachi Cantt.	6.370	0.000	2.943	1.620	1.807	0.000
12.	Reconstruction/Development of FG College for Women Peshawar Cantt.	15.272	0.000	5.914	4.050	5.308	0.000
13.	Award of Merit Scholarship to the Students of FGEIs in Cantts/Garrisons.	4.193	0.000	1.747	0.325	0.400	0.000
14.	Reconstruction of dangerous portion of F.G.Public School Kharian.	3.008	0.000	0.000	0.000	1.000	0.000
Total		74.322	0.000	32.490	15.126	15.836	0.000
Provisional cut of 26.7%						4.228	0.000
Total (Defence Division)		74.322	0.000	32.490	15.126	11.608	0.000

EDUCATION AND TRAINING

(Million Rupees)

Sl. No.	Name, Location and Status of the scheme	Estimated Cost		Expenditure upto June, 1992	Revised Estimates for 1992-93	PSDP 1993-94	
		Total	Foreign Aid			Total	Foreign Aid
1	2	3	4	5	6	7	8

MINISTRY OF EDUCATION

Primary Education (FGEI)

15. Opening of 22 new Pry.schools in Urban and Rural Area of Islamabad & Provision of Building to 2 Existing in Rural Area (Revised) (App).	74.757	0.000	66.285	6.861	1.611	0.000
16. Universalization of Primary Education in Islamabad Capital Territory (App.)	19.953	0.000	1.000	7.000	9.500	0.000
17. Consolidated Programme for Development & Improvement of Primary Education by FDE, Islamabad (App).	38.456	0.000	1.000	0.000	2.000	0.000
18. Provision of additional accommodation in the Existing 27 Primary Schools in Islamabad/ Urban Area (App).	48.962	0.000	1.000	0.000	3.000	0.000
19. Establishment of (4) New Primary Schools in Developed Sectors of Islamabad(App)	17.713	0.000	0.000	0.000	3.000	0.000
Sub-total (FGEI)	199.841	0.000	69.285	13.861	19.111	0.000

FEDERAL

20. Hygiene training, Safe Drinking, Sanitation Facilities in Rural Primary Schools with UNDP and WHO Assistance(App).	4.632	4.432	4.114	0.518	0.000	0.000
21. Primary Education Development & Expansion Project(PEDEP-II)FCU(World Bank)(App.)	45.891	36.713	41.481	3.762	0.000	0.000
22. Incentive Scheme for Primary & Middle School Students, Teachers Phase-II (Revised) (Un-App).	8.000	0.000	4.129	0.649	0.000	0.000
23. Third Primary Education Project FCU (PEDEP-III, App)(World Bank).	15.000	11.000	6.864	2.779	1.000	0.800
24. Girls Primary Education Development Project with ADB Assistance (FCU)(App.)	46.820	37.500	1.359	3.450	4.500	4.000
25. Primary Education Curriculum Reform Project (FIU)(APP)(UNICEF)	5.747	4.996	9.723	0.439	0.591	0.488
Sub-total (Federal)	126.090	94.641	67.670	11.597	6.091	5.288
Sub-total (Primary Education)	325.931	94.641	136.955	25.458	25.202	5.288

EDUCATION AND TRAINING

(Million Rupees)

Sl. No.	Name, Location and Status of the scheme	Estimated Cost		Expenditure upto June, 1992	Revised Estimates for 1992-93	PSDP 1993-94	
		Total	Foreign Aid			Total	Foreign Aid
1	2	3	4	5	6	7	8

SECONDARY EDUCATION

FGEI

26.	Establishment of (8) Secondary Schools (3 Boys and 5 Girls) in Developed/Developing Sectors of Islamabad (Revised App.).	75.786	0.000	70.955	3.913	0.918	0.000
27.	Establishment of 4 Secondary Schools in F-10 (Boys & Girls), I-10(Boys) and I-9(Girls), Islamabad (App).	36.918	0.000	31.152	4.670	1.096	0.000
28.	Upgd.of FG Boys Middle School Rawal Dam and FG Girls Middle School Punjgran to Secondary Level in Rural Area of Islamabad (App).	7.810	0.000	5.447	1.915	0.448	0.000
29.	Provision of additional classrooms in 18 Secondary Schools & 7 Middle Schools in Islamabad/Federal Area (App).	19.947	0.000	14.033	4.790	1.124	0.000
30.	Re-construction/Special Repairs of Dilapidated Portion of 12 Secondary/Middle School in Federal Area (App).	6.378	0.000	3.670	2.193	0.515	0.000
31.	Upgradation of FG Girls primary School Lakhwal to middle level(Rev.App)	1.410	0.000	1.064	0.346	0.000	0.000
32.	Provision of Science Equipment Sports Material and Library Books to the 54 Existing Secondary and Higher Secondary Schools in Islamabad and Federal Area.(App.)	6.712	0.000	2.532	0.947	1.000	0.000
33.	Merit Awards to Teachers of Federal Govt. Educational Institutions in Islamabad Capital Territory (App).	0.750	0.000	0.150	0.000	0.150	0.000
34.	Setting-up of (5) more F.G. Model Schools in Islamabad (Phase-I for G-10/2) (App).	19.939	0.000	1.000	0.810	5.000	0.000
35.	Upgradation of (15) Primary Schools to Middle level in Islamabad & F/Area (App).	16.866	0.000	1.000	0.000	4.000	0.000
36.	Upgradation of 8 Girls & 7 Boys Middle Schools to secondary level in F.Area, Islamabad. (App).	19.695	0.000	1.000	0.000	3.000	0.000
37.	Upgradation of 3 Girls & 4 Boys Secondary Schools to higher Secondary level in Islamabad & Federal Areas (App).	19.696	0.000	1.000	0.000	3.000	0.000
Sub-total (FGEI)		231.907	0.000	133.003	19.584	20.251	0.000

EDUCATION AND TRAINING

(Million Rupees)

Sl. No.	Name, Location and Status of the scheme	Estimated Cost		Expenditure upto June, 1992	Revised Estimates for 1992-93	PSDP 1993-94	
		Total	Foreign Aid			Total	Foreign Aid
1	2	3	4	5	6	7	8

FEDERAL

38.	Establishment of New Model School for Boys G-10/4, Islamabad (Phase-II).	13.019	0.000	0.000	0.000	2.500	0.000
39.	Establishment of New Model School for Girls F-10/2, Islamabad (Phase-II).	13.557	0.000	0.000	0.000	2.500	0.000
40.	Improvement & Elevation of Sindh Madrassah-tul-Islam National Pilot Secondary School, Karachi (Rev.App).	6.236	0.000	2.924	2.436	0.876	0.000
41.	Science Education Project for Secondary Schools (App)(ADB).	100.160	68.640	59.858	8.730	16.000	15.000
42.	Lower Sec. Education Projects for Sindh, NWFP & Balochistan (An ADB/PPTA Study) PC-II.(App.)	8.342	7.584	0.000	0.278	0.000	0.000
Sub-total (Federal)		141.314	76.224	62.782	11.444	21.876	15.000
Sub-total (Secondary Education)		373.221	76.224	195.785	31.028	42.127	15.000

TEACHER EDUCATION

43.	Dev.scheme of National English Language Institute (NELI)Ph-II(App) (USAID)	12.733	9.919	3.927	3.372	4.000	4.000
44.	Teacher Training Programme (ADB) (Qualitative & Quantv. Imp. of Teacher Edu.(APP).	155.000	154.276	0.000	0.000	7.363	7.163
Sub-total (Teachers Education)		167.733	164.195	3.927	3.372	11.363	11.163

TECHNICAL EDUCATION

45.	Estb.of National Technical Teachers Training College, Islamabad. (Rev.App)(ADB).	140.385	61.474	139.485	0.900	0.000	0.000
46.	Establishment of Govt. Poly-technic Institute for Women, Islamabad (Revised)(App).	78.346	0.000	70.246	8.100	0.000	0.000
47.	Balochistan Engg. College Khuzdar (App).	292.135	0.000	292.135	2.760	0.000	0.000
48.	Production of Technical Text Books for Poly-technics.(APP).	5.916	0.000	3.870	0.648	0.300	0.000
49.	Establishment of Boys Poly-technic at Islamabad (App).	59.560	0.000	22.146	4.400	0.000	0.000
50.	Feasibility Study for the Estb. of Institute of Science & Technology of Pakistan, Islamabad (UN-APP).	4.514	0.000	0.000	0.810	0.000	0.000

EDUCATION AND TRAINING

(Million Rupees)

Sl. No.	Name, Location and Status of the scheme	Estimated Cost		Expenditure upto June, 1992	Revised Estimates for 1992-93	PSDP 1993-94	
		Total	Foreign Aid			Total	Foreign Aid
1	2	3	4	5	6	7	8
51.	Computer Literacy in Pakistan Schools (CLIPS), (Fedaral Comp.)	1.040	0.000	0.000	0.440	0.270	0.000
Sub-total (Technical Education)		581.896	61.474	527.882	18.058	0.570	0.000

COLLEGE EDUCATION**FGEI**

52.	Provision of Computer facilities in Federal Colleges and FDE(App).	7.224	0.000	5.444	1.442	0.338	0.000
53.	Provision of Building for F.G.College of Commerce H-8 Islamabad (Rev.App).	25.047	0.000	21.230	2.430	1.387	0.000
54.	Establishment of FG College for Men F-10/2, Islamabad (Rev.)(UN-APP).	30.274	0.000	22.300	2.878	3.000	0.000
55.	Establishment of FG College for Women G-10/4, Islamabad (Rev.)(UN-APP).	30.293	0.000	24.772	3.197	0.000	0.000
56.	Improvement of Physical Facilities in FG College for Women F-7/2 Islamabad (App.)	5.655	0.000	0.944	1.620	1.000	0.000
57.	Provision of Transport facilities to 6 FG College and 2 FG Higher Secondary Schools in Islamabad (App).	4.824	0.000	1.000	0.000	1.000	0.000
58.	Construction of Boundary Wall for F.G. College for Men H-9, Islamabad (App).	0.663	0.000	0.000	0.000	0.663	0.000
Sub-total (FGEI)		103.980	0.000	75.690	11.567	7.388	0.000

FEDERAL

59.	Development Scheme of National College of Arts, Lahore(2nd Rev.App.)	28.548	0.000	25.597	0.892	2.059	0.000
60.	Upgradation of Islamabad College for Boys G-6/3, lbd(APP).	11.007	0.000	6.404	0.000	1.000	0.000
61.	Establishment of Cadet College Larkana (Revised) (APP).	86.355	0.000	50.401	0.000	10.000	0.000
62.	Introduction of Post Graduate Classes at ICG F-6/2 Islamabad (APPROVED).	17.049	0.000	6.710	1.620	2.000	0.000
63.	Establishment of Cadet College Sanghar(App).	102.501	0.000	11.120	4.050	2.000	0.000
64.	Establishment of 4 New Cadet College in Punjab (Un-App).	400.000	0.000	0.000	2.050	0.000	0.000

EDUCATION AND TRAINING

(Million Rupees)

Sl. No.	Name, Location and Status of the scheme	Estimated Cost		Expenditure upto June, 1992	Revised Estimates for 1992-93	PSDP 1993-94	
		Total	Foreign Aid			Total	Foreign Aid
1	2	3	4	5	6	7	8
65.	Establishment of Cadet College Ghotki/Sukkar with Special Quota for Children of Haris/Farmers (Un-App).	60.000	0.000	0.000	0.000	1.000	0.000
Sub-total (Federal)		705.460	0.000	100.232	8.612	18.059	0.000
Sub-total (College Education)		809.440	0.000	175.922	20.179	25.447	0.000

LIBRARIES & MUSEUMS

66.	National Museum of Science & Technology Lahore (App).	18.204	0.000	17.360	0.405	0.439	0.000
Sub-total (Libraries & Museum)		18.204	0.000	17.360	0.405	0.439	0.000

LITERACY & MASS EDUCATION

67.	Motivational Campaign for Promotion of Primary Education (App).	9.450	0.000	5.504	0.510	0.300	0.000
68.	Use of Quranic Literacy for Promotion of female literacy (App.)	3.730	0.000	1.300	0.653	0.653	0.000
69.	Rural Education and Development (READ) in 35 Villages of Ilamabad Distrit (App).	2.085	0.000	0.633	0.358	0.500	0.000
70.	Eradication of Illiteracy from Selected Areas of Pakistan.	29.058	0.000	9.659	8.000	8.000	0.000
71.	Literacy Programme Through Non-Formal means (PC-II)(APP)(ADB).	5.238	5.088	0.000	0.000	5.238	5.088
Sub-total (Literacy & Mass Education)		49.561	5.088	17.096	9.521	14.691	5.088

SCHOLARSHIPS & LOANS

72.	Education of Talented Students from Rural/ Under-Developed Areas in Cadet Colleges & Public Schools (App).	18.454	0.000	18.454	0.405	0.000	0.000
73.	Education of Indigent Cum Talented Students at Aitchison College Lahore Phase-II (App).	3.154	0.000	2.798	0.290	0.000	0.000
74.	Scholarship to Students from Other Countries (App).	16.422	0.000	14.158	1.834	1.394	0.000
75.	Scholarship to the Students of IFSTAD (App).	2.271	0.000	1.847	0.343	0.250	0.000
76.	Merit Cash Award Phase-II(App.)	3.219	0.000	2.191	0.522	0.505	0.000
77.	Scholarship for higher studies in Science by UGC (App).	6.580	0.000	5.406	0.951	0.223	0.000

EDUCATION AND TRAINING

(Million Rupees)

Sl. No.	Name, Location and Status of the scheme	Estimated Cost		Expenditure upto June, 1992	Revised Estimates for 1992-93	PSDP 1993-94	
		Total	Foreign Aid			Total	Foreign Aid
1	2	3	4	5	6	7	8
78.	Scholarships for Research by UGC (Phase-II)(App)	15.625	0.000	10.214	2.430	2.981	0.000
79.	Nishan-i-Haider Scholarships Phase-II (App).	3.925	0.000	1.429	0.628	0.775	0.000
80.	Meritorious Scholarship scheme (App).	10.080	0.000	2.843	1.134	1.200	0.000
81.	Allama Iqbal Gold Medal & Scholarship (Revised).(App).	6.017	0.000	1.513	0.791	0.800	0.000
82.	Merit scholarships to students of FGEIs in ICT (Phase-II App).	1.434	0.000	0.200	0.227	0.250	0.000
83.	President's One thousand scholarships Phase-II (App).	29.321	0.000	6.165	2.186	2.500	0.000
84.	Award of Scholarship to Japanese Students (App).	2.940	0.000	0.537	0.162	0.200	0.000
85.	Award of Stipend to Indigent Students (App).	8.000	0.000	1.000	2.810	3.000	0.000
86.	Prime Minister's Merit Scholarships for Tribal Areas.(App:)	0.750	0.000	0.000	0.000	0.150	0.000
87.	Education of Talented Students from Rural/ Under-Developed Areas of FATA,FANA, AJK and Balochistan in Cadet Colleges/Public Schools (Un-app).	11.355	0.000	0.000	0.000	2.500	0.000
88.	Central Overseas Training Scholarship Schemes. (App).	449.078	0.000	352.696	40.500	70.000	0.000
89.	Merit Scholarship Scheme (App).	143.879	0.000	98.038	15.340	20.000	0.000
90.	Post-Doctoral Training Abroad by UGC (App).	9.390	0.000	6.534	0.810	1.000	0.000
91.	Quaid-i-Azam Scholarship Scheme (App).	74.000	0.000	49.494	7.146	10.000	0.000
92.	Scholarship Scheme of Quaid-e-Azam University (Phase-III)	0.000	0.000	0.000	0.000	2.000	0.000
93.	Khushal Khan Khattak Scholarship Scheme.(App)	1.510	0.000	0.989	0.162	0.230	0.000
94.	Supplementing Scholarships received from Foreign Govt./Organization with Inadequate Terms (App.)	22.785	0.000	10.115	2.078	2.078	0.000
95.	100 Foreign Scholarships for Talented Students of BPS 1-15 FG Employees (App).	247.027	0.000	21.628	5.537	5.537	0.000

EDUCATION AND TRAINING

(Million Rupees)

Sl. No.	Name, Location and Status of the scheme	Estimated Cost		Expenditure upto June, 1992	Revised Estimates for 1992-93	PSDP 1993-94	
		Total	Foreign Aid			Total	Foreign Aid
1	2	3	4	5	6	7	8
96.	President Talent Forming Scheme Phase-II.	0.000	0.000	0.000	0.000	1.200	0.000
	Sub-total (Scholarship & Loans)	1087.216	0.000	608.249	86.286	128.773	0.000
<u>TEXT BOOKS</u>							
97.	Donation of Pakistani Books Abroad by NBCP.(App)	1.100	0.000	0.878	0.156	0.000	0.000
	Sub-total (Text Books)	1.100	0.000	0.878	0.156	0.000	0.000
<u>MISCELLANEOUS</u>							
98.	Special Allocation for Population Education through (UNFPA).	0.000	0.000	0.000	0.000	13.687	12.687
99.	Pakistan Canada World Youth Exchange Programme (App).	3.926	0.000	2.815	0.565	0.545	0.000
100.	Encouragement and support to New Creative Pakistani Publications NBCP (Rev.)(App).	7.086	0.000	5.459	0.486	0.541	0.000
101.	Awards to Publishers on Best Published Books by NBCP.(App).	1.125	0.000	0.613	0.304	0.208	0.000
102.	National Book Foundation Building, Islamabad (Revised)(App).	7.975	0.000	6.000	1.975	0.000	0.000
103.	Linkage between Bristol University, U.K and the Curriculum Centres of Pakistan (UK)(App).	11.939	11.894	7.565	1.800	2.574	2.574
104.	Development of the Academy of Educational Planning and Management, Islamabad (Rev)(App).	5.554	0.000	3.281	2.000	0.000	0.000
105.	National Competition for Talented Students (Federal Component)(App.)	4.634	0.000	1.764	0.405	0.500	0.000
106.	Incentive for Publication of Articles in International Journals by NBCP (Phase-II)(App).	1.460	0.000	0.330	0.203	0.000	0.000
107.	UNDP Assistance to the Academy of Educational Planning & Management, Islamabad (App) (UNDP).	11.729	10.758	2.500	3.862	5.367	5.367
108.	National Educational Testing Service (Unapp).	9.960	0.000	0.000	0.810	0.000	0.000
109.	National Education Management Information System(NEMIS)FIU(App.)(USAID/UNDP/UNESCO)	51.481	39.801	0.706	0.900	0.500	0.500
110.	Advanced Training Programme in Educational Management & Administration (Rev)(App)(UNDP).	8.886	8.736	0.000	0.000	1.000	1.000

EDUCATION AND TRAINING

(Million Rupees)

Sl. No.	Name, Location and Status of the scheme	Estimated Cost		Expenditure upto June, 1992	Revised Estimates for 1992-93	PSDP 1993-94	
		Total	Foreign Aid			Total	Foreign Aid
1	2	3	4	5	6	7	8
111.	Readers Club.	0.000	0.000	0.000	0.000	1.000	0.000
	Sub-total (Miscellaneous)	125.755	71.189	31.033	13.310	25.922	22.128
<u>UNIVERSITIES</u>							
<u>PUNJAB UNIVERSITY</u>							
112.	Establishment of Centre of Clinical Psychology University of Punjab, Lahore (App).	2.607	0.000	1.462	0.972	0.173	0.000
113.	Development of Punjab University New Campus, Lahore Phase-III(APP.)	128.100	0.000	71.134	9.720	9.000	0.000
114.	Establishment of Linkage among Department of Zoology, University of the Punjab, Lahore and Sterling University U.K (ODA) (App)	16.445	15.965	0.000	4.918	1.000	0.900
115.	Development of the Section of Industrial Mineralogy at the Institute of Geology, Punjab University in Collaboration with University of Leicester U.K(ODA)(App)	14.140	14.140	0.000	1.800	1.000	1.000
	Sub-total (Punjab University)	161.292	30.105	72.596	17.410	11.173	1.900
<u>BAHUDDIN ZIKRIA UNIVERSITY</u>							
116.	Development of Bahuddin Zikria University, Multan, Phase-I(Rev.)(App).	357.693	0.000	231.835	9.720	9.000	0.000
117.	Link Between the Centre for Advanced Students in Pure and Applied Math. B.Z.University, Multan and the Department of Maths. University of Bradford, U.K (Rev. App)	22.034	21.934	0.703	0.900	1.000	1.000
118.	Establishment of College of Engineering at Bahauddin Zakaria University Multan (App).	96.310	0.000	5.000	0.000	10.000	0.000
	Sub-total (B.Z. University)	476.037	21.934	237.538	10.620	20.000	1.000
<u>ISLAMIA UNIVERSITY BAHAWALPUR</u>							
119.	Establishment and Development of Islamia University Bahawalpur(APP)	181.237	0.000	139.308	9.720	10.000	0.000
	Sub-total (Islamia University)	181.237	0.000	139.308	9.720	10.000	0.000
<u>ENGG. & TECH. UNIVERSITY LAHORE</u>							
120.	Link Between University of Edinburgh (U.K) & University of Engineering & Technology, Lahore in the Field of Urban Planning (App) (UK).	3.260	2.438	1.430	1.606	0.224	0.224

EDUCATION AND TRAINING

(Million Rupees)

Sl. No.	Name, Location and Status of the scheme	Estimated Cost		Expenditure upto June, 1992	Revised Estimates for 1992-93	PSDP 1993-94	
		Total	Foreign Aid			Total	Foreign Aid
1	2	3	4	5	6	7	8
121.	PC-II regarding Model University of Engineering and Technology, Taxila (App).	1.300	0.000	0.000	0.810	0.000	0.000
122.	Development Project of the University of Engineering & Technology, Lahore,(Phase-II) (App).	44.200	0.000	5.000	6.480	5.000	0.000
Sub-total (Engg. & Tech.University)		48.760	2.438	6.430	8.896	5.224	0.224
<u>KARACHI UNIVERSITY</u>							
123.	HEJ Research Institute of Chemistry University of Karachi(2nd Rev.Phase-II App) (JICA/Germany).	264.044	211.810	254.333	2.430	7.281	0.000
124.	Establishment of Institute of Clinical Psychology, University of Karachi(Rev. App.) (USA).	16.019	0.000	12.348	2.430	1.241	0.000
125.	Development of University of Karachi(APP.)	19.552	0.000	8.500	4.050	4.000	0.000
126.	Study of Senile Cataract formation in Pakistan HEJ Institute of Chemistry Karachi University (App)(USA).	3.015	3.015	0.715	0.900	1.000	0.000
127.	Research of Marine Organism of the Arabian Sea with Emphasis on Near Shore Organism including Fouling and Boring University of Karachi (App) (USA).	19.001	19.001	0.000	19.001	0.000	0.000
128.	Linkage of Applied Economics Research Centre, University of Karachi with American Universities. (App)(USA)	8.626	7.181	0.000	0.000	1.000	1.000
129.	Study of Living Marine Resources of Pakistan (Un-App)(USA).	46.375	46.375	0.000	0.000	2.000	2.000
Sub-total (Karachi University)		376.632	287.382	275.896	28.811	16.522	3.000
<u>UNIVERSITY OF SINDH</u>							
130.	Development Schemes of the University of Sindh under 7th Five Year Plan(App)	49.992	0.000	27.316	6.480	6.000	0.000
131.	Academic link between University of Sindh and Wye College, Univ.of London in Rural Development(App.)(ODA).	13.682	11.300	1.500	1.800	1.100	1.000
Sub-total (University of Sindh)		63.674	11.300	28.816	8.280	7.100	1.000

EDUCATION AND TRAINING

(Million Rupees)

Sl. No.	Name, Location and Status of the scheme	Estimated Cost		Expenditure upto June, 1992	Revised Estimates for 1992-93	PSDP 1993-94	
		Total	Foreign Aid			Total	Foreign Aid
1	2	3	4	5	6	7	8

SHAH ABDUL LATIF BHITTAI UNIVERSITY

132. Development of Shah Abdul Latif University Khairpur(Phase-I APP)	150.019	0.000	65.383	8.100	8.000	0.000
--	---------	-------	--------	-------	-------	-------

Sub-total (Shah Abdul Latif Bhattai University)	150.019	0.000	65.383	8.100	8.000	0.000
---	---------	-------	--------	-------	-------	-------

MEHRAN ENGINEERING UNIVERSITY

133. Upgradation of Sind University Engineering College as Mehran Univ. of Engg. & Technology Jamshoro, Phase-I(2nd Rev. App) (JICA).	597.766	298.750	528.371	8.100	8.000	0.000
---	---------	---------	---------	-------	-------	-------

134. Linkage Programme between University of Engineering & Technology, Jamshoro and the City University London, U.K through the courtesy of ODA (App).	8.564	8.564	0.250	1.800	1.000	1.000
---	-------	-------	-------	-------	-------	-------

135. Establishment of Girls Hostel at Nawab Shah (Un-App)	5.000	0.000	0.000	0.000	3.100	0.000
--	-------	-------	-------	-------	-------	-------

Sub-total (Mehran Engg. University)	611.330	307.314	528.621	9.900	12.100	1.000
-------------------------------------	---------	---------	---------	-------	--------	-------

NED ENGG. UNIVERSITY KARACHI

136. Development Scheme of NED University of Engineering & Technology, Karachi (App).	46.821	0.000	8.848	6.480	6.000	0.000
--	--------	-------	-------	-------	-------	-------

Sub-total (NED Engg. University)	46.821	0.000	8.848	6.480	6.000	0.000
----------------------------------	--------	-------	-------	-------	-------	-------

GOMAL UNIVERSITY D.I.KHAN

137. Establishment of Gomal University, D.I.Khan (App).	196.719	0.000	161.859	6.480	6.000	0.000
--	---------	-------	---------	-------	-------	-------

Sub-total (Gomal University D.I.Khan)	196.719	0.000	161.859	6.480	6.000	0.000
---------------------------------------	---------	-------	---------	-------	-------	-------

N.W.F.P ENGG. UNIVERSITY

138. Strengthening of Academic Facilities of NWFP University of Engineering & Technology, Peshawar (App)(JICA).	100.946	40.289	45.114	9.480	9.000	6.000
---	---------	--------	--------	-------	-------	-------

139. Link between NWFP University of Engineering & Technology, Peshawar and the University of Strathclyde (UK) (App). (ODA)	18.772	17.731	4.778	1.800	1.000	1.000
---	--------	--------	-------	-------	-------	-------

Sub-total (N.W.F.P Engg. University)	119.718	58.020	49.892	11.280	10.000	7.000
--------------------------------------	---------	--------	--------	--------	--------	-------

EDUCATION AND TRAINING

(Million Rupees)

Sl. No.	Name, Location and Status of the scheme	Estimated Cost		Expenditure upto June, 1992	Revised Estimates for 1992-93	PSDP 1993-94	
		Total	Foreign Aid			Total	Foreign Aid
1	2	3	4	5	6	7	8

PESHAWAR UNIVERSITY

140.	Establishment of a Programme of Teaching and Research in Urban & Regional Planning at the Department of Geography, University of Peshawar with Collaboration of University of Nottingham U.K (App).	1.904	1.904	1.877	0.024	0.000	0.000
141.	Devevelopment of the University of Peshawar during 7th Five Year Plan 1988-93 (App).	55.505	0.000	26.816	6.480	6.000	0.000
142.	Institutional Strengthening of Department of Environmental Planning & Management at Peshawar University(App)(World Bank).	34.000	29.400	0.000	0.000	2.000	2.000
Sub-total (Peshawar University)		91.409	31.304	28.693	6.504	8.000	2.000

BALUCHISTAN UNIVERSITY

143.	Construction of Girls Hostel at Balochistran University.(App)	7.364	0.000	5.426	1.570	0.368	0.000
144.	Consolidated project of Univ. of Balochistan for the 7th Five Year Plan (1988-93)(App)	51.477	0.000	29.370	6.480	6.500	0.000
Sub-total (Balochistan University)		58.841	0.000	34.796	8.050	6.868	0.000

QUAID-I-AZAM UNIVERSITY

145.	Development of Quaid-i-Azam University Phase-III (App)(JICA).	290.689	114.054	300.597	6.480	0.000	0.000
146.	Pre-Historic Research in Pakistan Centre for Central Asia and Earth Sciences Department, Quaid-i-Azam University, Islamabad(App)(Italy).	6.790	6.790	0.000	6.111	0.679	0.679
Sub-total (Quaid-i-Azam University)		297.479	120.844	300.597	12.591	0.679	0.679

A.J.K UNIVERSITY

147.	Establishment of the University of AJK, Muzaffarabad (2nd Revision App).	119.145	0.000	106.498	0.000	6.000	0.000
Sub-total (A.J.K University)		119.145	0.000	106.498	0.000	6.000	0.000

ALLAMA IQBAL OPEN UNIVERSITY

148.	Promotion of Teaching of Arabic and Training of In-Service Arabic Teachers (Middle and Secondary level) Allama Iqbal Open University, Islamabad (App.) (UNESCO).	3.900	2.950	0.481	2.655	0.764	0.614
------	--	-------	-------	-------	-------	-------	-------

EDUCATION AND TRAINING

(Million Rupees)

Sl. No.	Name, Location and Status of the scheme	Estimated Cost		Expenditure upto June, 1992	Revised Estimates for 1992-93	PSDP 1993-94	
		Total	Foreign Aid			Total	Foreign Aid
1	2	3	4	5	6	7	8
149.	Integrated Functional Literacy and Primary Education Project for Females in Rural Areas (App.) (ODA).	2.940	2.940	1.866	0.000	1.074	1.074
150.	Establishment of Allama Iqbal Open University including ODA assistance (Rev. App)	285.023	76.479	169.040	9.530	6.500	2.000
151.	New Primary Teachers Orientation Course (New PTOC) of Allama Iqbal Open University, Islamabad (App) (NORAD).	57.346	57.346	3.800	18.000	15.000	15.000
152.	Strengthening of Allama Iqbal Open University Structure and Service with ODA's Assistance (App) (ODA).	77.250	76.440	2.962	18.000	10.000	10.000
153.	Women Middle level Education, Allama Iqbal Open University, Islamabad (Netherland) (App.)	5.535	5.032	0.000	0.900	1.100	1.000
154.	Dev. of Material & Teaching Methodologies for Rural Female (App) (NETHERLAND)	6.192	5.674	0.000	0.000	1.500	1.500
Sub-total (A.I.O.U.)		438.186	226.861	178.149	49.085	35.938	31.188
<u>INTERNATIONAL ISLAMIC UNIVERSITY</u>							
155.	Special Allocation for Cost of Land allotted to International Islamic University in H-10, Islamabad.	0.000	0.000	0.000	0.000	102.233	0.000
Sub-total (Islamic University)		0.000	0.000	0.000	0.000	102.233	0.000
<u>UNIVERSITY GRANTS COMMISSION</u>							
156.	Research Grant to Universities Phase-II (App)	8.646	0.000	7.532	0.902	0.212	0.000
157.	Strengthening of training Program in English as a second language (NAHE) (App) (ODA).	9.106	6.890	7.380	1.398	0.328	0.000
Sub-total (U.G.C.)		17.752	6.890	14.912	2.300	0.540	0.000
<u>UNIVERSITY CENTRES OF EXCELLENCE</u>							
158.	Development of Centre of Excellence in Psychology (National Instt. of Psychology) Quaid-i-Azam Univ. Islamabad (App)	2.790	0.000	1.635	0.936	0.219	0.000
159.	Development of Centre of Excellence in Minerology Univ. of Balochistan QTA (App)	28.218	0.000	28.956	1.830	0.000	0.000
160.	Establishment of Centre for Advance Studies in Molecular Biology, University of the Punjab, Lahore Phase-II (Rev. App) (Italy/JICA).	44.190	14.010	31.299	7.202	5.689	0.000

EDUCATION AND TRAINING

(Million Rupees)

Sl. No.	Name, Location and Status of the scheme	Estimated Cost		Expenditure upto June, 1992	Revised Estimates for 1992-93	PSDP 1993-94	
		Total	Foreign Aid			Total	Foreign Aid
1	2	3	4	5	6	7	8
161.	Academic & Research Link between Deptt: of Civil Engineering University of Birmingham, U.K. & COE in Water Resources Engineering Lahore Phase-II(App.) (ODA)	13.036	11.840	0.500	1.800	2.000	2.000
162.	Far East & South Asia Study Centre University of Sindh Jamshoro (App.)	5.580	0.000	4.824	0.000	0.756	0.000
163.	Area Study Centre for Africa, North & South Amrica Quaid-e-Azam University, Islamabad(App.)	10.590	0.000	5.980	1.000	1.000	0.000
164.	Revised Dev.Scheme of Area Study Centre for Middle East & Arab Countries, University of Balochistan(App.)	6.673	0.000	1.071	1.620	1.620	0.000
165.	Promotion of Candian Studies Programme Area Study Centre, Quaid-i-Azam University, Islamabad(App.) (Canada).	0.328	0.328	0.000	0.000	0.328	0.328
166.	Revised Development Scheme of the Pakistan Study Centre, University of Sindh, Jamshoro (App)	4.975	0.000	4.097	0.731	0.000	0.000
167.	Revised Development Scheme of the Pakistan Study Centre, University of Balochistan Quetta (App)	5.445	0.000	1.547	1.620	0.000	0.000
Sub-total (Centres of Excellances)		121.825	26.178	79.909	16.739	11.612	2.328
Total (Universities)		3576.876	1130.570	2318.741	221.246	283.989	51.319
168.	Federal SAP (ICT)	0.000	0.000	0.000	0.000	5.000	0.000
Total		7116.933	1603.381	4033.828	429.019	563.523	109.986
Provisional cut of 26.7%						150.461	29.366
Total (Ministry of Education)		7116.933	1603.381	4033.828	429.019	413.062	80.620
ESTABLISHMENT DIVISION							
169.	Construction of Additional Block & Residences in STI, Islamabad(App.)	10.300	0.000	3.533	4.430	1.000	0.000
170.	Improvement of Training Facilities at NIPA, Karachi.	0.306	0.000	0.000	0.000	0.306	0.000
171.	Development of Physical Facilities at CSA, Lahore.	17.361	0.000	9.766	1.620	0.000	0.000
Total		27.967	0.000	13.299	6.050	1.306	0.000
Provisional cut of 26.7%						0.349	0.000
Total (Establishment Division)		27.967	0.000	13.299	6.050	0.957	0.000
Total		7219.222	1603.381	4079.617	450.195	580.665	109.986
Provisional cut of 26.7%						155.038	29.366
Total (Education & Training)		7219.222	1603.381	4079.617	450.195	425.627	80.620

HEALTH & NUTRITION

101-102



HEALTH AND NUTRITION

(Summary)

(Million Rupees)

Sl. No.	Ministries/Divisions	PSDP 1993-94	
		Total	Foreign Aid
1	2	3	4
1.	Health Division	426.712	158.966
2.	Planning and Development Division	1.466	1.466
3.	Narcotics Control Division	12.537	9.972
4.	Interior Division	5.131	0.000
Total (Health & Nutrition)		445.846	170.404

THE HISTORY OF THE UNITED STATES

The history of the United States is a story of growth and change. From the first settlers to the present day, the nation has evolved through various stages of development. The early years were marked by exploration and the establishment of colonies. The American Revolution led to the birth of a new nation, and the subsequent years saw the expansion of territory and the growth of industry. The Civil War was a pivotal moment in the nation's history, leading to the abolition of slavery and the strengthening of the federal government. The 20th century brought significant social and economic changes, including the rise of the industrial revolution and the emergence of the United States as a global superpower.

The history of the United States is a story of growth and change. From the first settlers to the present day, the nation has evolved through various stages of development. The early years were marked by exploration and the establishment of colonies. The American Revolution led to the birth of a new nation, and the subsequent years saw the expansion of territory and the growth of industry. The Civil War was a pivotal moment in the nation's history, leading to the abolition of slavery and the strengthening of the federal government. The 20th century brought significant social and economic changes, including the rise of the industrial revolution and the emergence of the United States as a global superpower.

The history of the United States is a story of growth and change. From the first settlers to the present day, the nation has evolved through various stages of development. The early years were marked by exploration and the establishment of colonies. The American Revolution led to the birth of a new nation, and the subsequent years saw the expansion of territory and the growth of industry. The Civil War was a pivotal moment in the nation's history, leading to the abolition of slavery and the strengthening of the federal government. The 20th century brought significant social and economic changes, including the rise of the industrial revolution and the emergence of the United States as a global superpower.

The history of the United States is a story of growth and change. From the first settlers to the present day, the nation has evolved through various stages of development. The early years were marked by exploration and the establishment of colonies. The American Revolution led to the birth of a new nation, and the subsequent years saw the expansion of territory and the growth of industry. The Civil War was a pivotal moment in the nation's history, leading to the abolition of slavery and the strengthening of the federal government. The 20th century brought significant social and economic changes, including the rise of the industrial revolution and the emergence of the United States as a global superpower.

HEALTH AND NUTRITION

(Million Rupees)

Sl. No.	Name, Location and Status of the scheme	Estimated Cost		Expenditure upto June, 1992	Revised Estimates for 1992-93	PSDP 1993-94	
		Total	Foreign Aid			Total	Foreign Aid
1	2	3	4	5	6	7	8

HEALTH DIVISION**PREVENTIVE PROGRAMMES**

1.	Strengthening of Drug Control and Traditional Medical Centre NIH, Islamabad (Japan).	88.890	62.400	74.433	1.000	0.000	0.000
2.	Malaria Control Programme (USAID)(App)	444.000	394.000	0.000	0.000	100.000	50.000
3.	Pakistan Child Survival Project in Primary Health Care (USAID)	340.000	340.000	235.988	1.800	1.000	1.000
4.	Tetanus Toxoide Production Laboratory NIH, Islamabad (App).	36.898	0.000	5.408	0.500	0.000	0.000
5.	Dialysis and Special Fluid Preparation Laboratory, NIH, Islamabad (App)	9.919	0.000	8.818	0.400	0.000	0.000
6.	Working Capital for Operation and Sustaining of HDC, Measles/Rabies Polio Vaccine, NIH, Islamabad(App)	28.281	0.000	0.240	5.000	0.000	0.000
7.	Procurement of Lithotripsy Unit for JMPC, Karachi (France).	67.419	47.700	0.000	0.000	19.719	0.000
8.	Programme for Prevention of AIDS Diseases in Pakistan, NIH, Islamabad	20.000	0.000	12.720	0.810	20.000	0.000
9.	Non-A, Non-B and D(Delta) Hepatitis Seroprevalence & Analysis of Viruses in Pakistan, NIH, Islamabad (App)	3.325	0.000	1.781	0.305	0.000	0.000
10.	One time Special Grant for Special Repairing of E/M Installation & Overhauling of Overall Air-Conditioning System of NIH, Islamabad (App)	15.447	0.000	5.840	3.240	0.000	0.000
11.	Health Education Programme, M/o Health, Islamabad (ADB).	63.250	30.275	0.000	0.000	6.000	6.000
12.	One time special grant Repair for NIH, Islamabad (App).	3.350	0.000	0.000	0.500	0.000	0.000
13.	Expanded Programme of Immunization (EPI) NIH, Islamabad (ADB)(App)	231.225	208.150	0.000	0.000	105.000	105.000
14.	Expanded Programme of Immunization (CDD and TBA) NIH, Islamabad(App)	461.960	0.000	295.745	121.500	45.000	0.000
15.	One time special grant Repair for FGHS, Islamabad (App).	3.350	0.000	0.000	0.000	3.350	0.000

HEALTH AND NUTRITION

(Million Rupees)

Sl. No.	Name, Location and Status of the scheme	Estimated Cost		Expenditure upto June, 1992	Revised Estimates for 1992-93	PSDP 1993-94	
		Total	Foreign Aid			Total	Foreign Aid
1	2	3	4	5	6	7	8
16.	Construction of a Warehouse for the Storage of Vaccine at NIH, Islamabad (App)	4.402	0.000	0.000	1.400	0.000	0.000
17.	Rural Child Survival Projects PIMS, Islamabad (App).	6.635	0.000	1.355	0.406	0.500	0.000
	Sub-total (Preventive Programme)	1828.351	1082.525	642.328	136.861	300.569	162.000
HOSPITAL BEDS							
18.	Modernization and Updating of Facilities at JPMC, Karachi (App) (France).	374.140	208.361	208.361	9.540	33.131	0.000
19.	New OPD in Children Hospital PIMS, Islamabad (App)(France).	28.522	6.000	20.101	3.500	0.000	0.000
20.	Construction of Maternity Block with Ward in Maternity Centre FGSH G-6/1-4, Islamabad (App)	15.578	0.000	9.844	3.240	2.490	0.000
21.	Construction of Hostel for Doctors and Nurses Hostel FGSH, Islamabad (App)	15.588	0.000	5.734	4.050	3.500	0.000
22.	Construction of New Casualty Wing at JPMC, Karachi (App).	7.800	0.000	5.300	1.221	1.645	0.000
23.	Preparation and Implementation of Master Plan JPMC, Karachi (App).	5.000	0.000	2.810	0.545	0.000	0.000
24.	Replacement of Cabult Sources in Radiotherapy Institute at JPMC, Karachi.	1.931	0.000	1.450	0.000	0.170	0.000
25.	Improvement of NICH, JPMC, Karachi (App).	28.199	0.000	22.540	4.860	0.800	0.000
26.	Zanana Hospital, D.I.Khan (App).	7.672	0.000	6.094	1.278	0.300	0.000
27.	Establishment of Two ICUs one at Jamshoro & Other in Civil Hospital Hyderabad	26.969	0.000	14.535	2.836	0.000	0.000
28.	Urban Slum Child Survival Project FGSH, Islamabad (App)	3.320	0.000	1.536	0.405	0.570	0.000
29.	Extension of OPD(Radiology, Pathology and Services Block) Diagnostic at PIMS, Islamabad (French Credit).	138.320	73.338	0.000	14.270	30.000	0.000
30.	Establishment of 200 Bed Hospital D.I. Khan	0.000	0.000	0.000	4.050	1.000	0.000
31.	Grant of Rs.10 Million for Extension of Bannu Hospital	10.000	0.000	0.000	4.050	5.950	0.000
32.	Establishment fo Women Hospital at Ghazni Khel.	10.000	0.000	0.000	4.050	5.950	0.000
	Sub-total (Hospital Beds)	673.039	287.699	298.305	57.895	85.506	0.000

HEALTH AND NUTRITION

(Million Rupees)

Sl. No.	Name, Location and Status of the scheme	Estimated Cost		Expenditure upto June, 1992	Revised Estimates for 1992-93	PSDP 1993-94	
		Total	Foreign Aid			Total	Foreign Aid
1	2	3	4	5	6	7	8

HEALTH MANPOWER DEVELOPMENT

33.	Health Services Academy Phase-III (GTZ Grant).	49.000	32.000	0.000	0.000	12.000	10.000
34.	Federal Nursing Development Programme(App).	14.750	0.000	0.750	1.013	0.000	0.000
35.	Ayub Medical College Abbottabad (OPEC)(App).	950.000	260.000	666.889	45.000	40.000	10.000
36.	Setting Up of Postgraduate Medical Institute PIMS, Islamabad (App).	87.000	0.000	37.825	4.050	4.000	0.000
37.	Bolan Medical College, Quetta (Revised)(App).	1193.104	0.000	694.796	40.500	75.000	0.000
38.	Upgradation and Modernization of Existing Facilities in College of Physicians and Surgeons Pakistan, Karachi (App)	5.828	0.000	1.750	1.620	2.458	0.000
39.	Health System Research Programme (IDA)	70.048	18.143	0.000	0.000	14.000	14.000
40.	Islamabad Capital Territory (IDA)	41.478	8.296	0.000	0.000	0.871	0.871
41.	Sub Offices College of Physicians & Surgeons at Provincial Capitals (App)	11.641	0.000	3.176	1.620	0.500	0.000
42.	Karachi Medical and Dental College, Karachi	150.000	0.000	0.000	0.810	10.000	0.000
43.	Acute Respiratory Infection (ARI) in PIMS, Islamabad	14.000	0.000	0.000	0.500	0.500	0.000
44.	Upgradation of the Institute of Nursing and Health Services, Sheikh Zayed Hospital, Lahore (ADB)(App).	0.000	0.000	0.000	0.000	20.000	18.000
45.	Extra Corporal Shortwave Lithothecapy, PIMS, Islamabad	32.932	0.000	0.000	0.000	9.500	0.000
46.	Trauma Centre, Karachi	184.000	0.000	0.000	0.000	2.000	0.000
47.	Strengthening of Planning Capabilities of Ministry of Health. (ADB)	8.012	8.012	0.500	0.451	2.000	2.000
Sub-total (Health Manpower Dev.)		2811.793	326.451	1405.686	95.564	192.829	54.871

NUTRITION

48.	Goiter Control Programme NIH, Islamabad (App).	41.547	0.000	9.366	1.620	3.240	0.000
-----	--	--------	-------	-------	-------	-------	-------

HEALTH AND NUTRITION

(Million Rupees)

Sl. No.	Name, Location and Status of the scheme	Estimated Cost		Expenditure upto June, 1992	Revised Estimates for 1992-93	PSDP 1993-94	
		Total	Foreign Aid			Total	Foreign Aid
1	2	3	4	5	6	7	8

49.	Traditional System of Medicine, Islamabad (PC-II App).	0.450	0.000	0.000	0.226	0.000	0.000
-----	--	-------	-------	-------	-------	-------	-------

	Sub-total (Nutrition)	41.997	0.000	9.366	1.846	3.240	0.000
	Total	5355.180	1696.675	2355.685	292.166	582.144	216.871
	Provisional cut of 26.7%					155.432	57.905
	Total (Health Division)	5355.180	1696.675	2355.685	292.166	426.712	158.966

PLANNING & DEV. DIVISION

50.	Nutrition Coordination Policy Planning and Evaluation (UNICEF) (All the Country)(App)	39.860	0.000	11.480	0.905	0.000	0.000
-----	---	--------	-------	--------	-------	-------	-------

51.	Subsidy on Iodized Salt (UNICEF) (Northern Areas, AJK & Northern Districts of NWFP and Rawalpindi (App).	49.494	0.000	9.300	1.620	2.000	2.000
-----	--	--------	-------	-------	-------	-------	-------

	Total	89.354	0.000	20.780	2.525	2.000	2.000
	Provisional cut of 26.7%					0.534	0.534
	Total (Planning & Dev. Division)	89.354	0.000	20.780	2.525	1.466	1.466

NARCOTICS CONTROL DIVISION

52.	Drug Abuse Preventive Resource Centre Islamabad (USAID)(App)	83.996	66.086	14.551	15.242	17.104	13.604
-----	--	--------	--------	--------	--------	--------	--------

	Total	83.996	66.086	14.551	15.242	17.104	13.604
	Provisional cut of 26.7%					4.567	3.632
	Total (Narcotics Control Division)	83.996	66.086	14.551	15.242	12.537	9.972

INTERIOR DIVISION**RURAL HEALTH PROGRAMME**

53.	Construction of BHU at Chirah, Islamabad(ICT).	1.960	0.000	1.720	0.195	0.000	0.000
-----	--	-------	-------	-------	-------	-------	-------


54.	Upgradation of 3 RHCs, 12 BHUs in ICT.	14.136	0.000	11.997	0.000	1.000	0.000
-----	--	--------	-------	--------	-------	-------	-------

55.	Federal SAP (ICT)	0.000	0.000	0.000	0.000	6.000	0.000
-----	-------------------	-------	-------	-------	-------	-------	-------

	Total	16.096	0.000	13.717	0.195	7.000	0.000
	Provisional cut of 26.7%					1.869	0.000
	Total (Interior Division)	16.096	0.000	13.717	0.195	5.131	0.000
	Total (Health and Nutrition)	5544.626	1762.761	2404.733	310.128	608.248	232.475
	Provisional cut of 26.7%					162.402	62.071
	Total (Health and Nutrition)	5544.626	1762.761	2404.733	310.128	445.846	170.404

SCIENCE & TECHNOLOGY

109-110




SCIENCE AND TECHNOLOGY

(Summary)

(Million Rupees)

Sl. No.	Ministries/Divisions	PSDP 1993-94	
		Total	Foreign Aid
1	2	3	4
1.	Ministry of Science and Technology	136.120	9.529
2.	Aviation Division	1.906	1.466
3.	Prime Minister's Secretariat	13.194	0.000
Total (Science and Technology)		151.220	10.995



SCIENCE AND TECHNOLOGY

(Million Rupees)

Sl. No.	Name, Location and Status of the scheme	Estimated Cost		Expenditure upto June, 1992	Revised Estimates for 1992-93	PSDP 1993-94	
		Total	Foreign Aid			Total	Foreign Aid
1	2	3	4	5	6	7	8

M/O SCIENCE & TECHNOLOGY MINISTRY (MAIN)

1.	Development of S&T Manpower in High Technology Fields Phase-I (App).	567.850	0.000	507.373	2.622	6.641	0.000
2.	Development of S&T Manpower in High Technology Fields Phase-II (App).	588.561	0.000	546.188	35.696	5.000	0.000
3.	Development of S&T Manpower in High Technology Fields Phase-III (App).	1295.834	0.000	109.432	54.947	55.000	0.000
4.	Development of High Level S&T Manpower in High Technology Fields (One Batch) (App).	32.270	0.000	36.474	2.892	0.500	0.000
5.	Package of Science and Technology Services for Socio-Economic Development of Rural Areas (App).	9.920	0.000	5.075	1.000	1.000	0.000
6.	Fuel Saving Technologies Project (Germany)	63.000	56.000	0.000	0.000	0.000	0.000
7.	Science & Technology Section at High Commission, London (UK)	0.000	0.000	0.000	0.000	4.000	0.000
8.	Minor Research Projects (App)	30.000	0.000	2.500	5.030	0.000	0.000
9.	Lump provision for Minor Research Projects	0.000	0.000	0.000	0.000	10.000	0.000
Sub-total (Ministry Main)		2587.435	56.000	1207.042	102.187	82.141	0.000

CENTRE FOR APPLIED MOLECULAR BIOLOGY

10.	MOST Unit of Applied Molecular Biology	19.500	0.000	6.529	4.000	4.000	0.000
11.	Minor Research Projects	10.000	0.000	0.000	1.000	0.000	0.000
Sub-total (CAMB)		29.500	0.000	6.529	5.000	4.000	0.000

PAKISTAN COUNCIL OF SCIENTIFIC AND INDUSTRIAL RESEARCH

12.	Multipurpose Ore Benefication Pilot Plant, Lahore (App) (UNDP)	19.710	5.410	17.530	1.000	0.000	0.000
13.	Demonstration-cum-Training Centre for Rural Technologies in Northern Areas	9.400	0.000	0.550	4.000	3.000	0.000
14.	Establishment of Medicinal Botanic Centre in PCSIR Labs. Peshawar (App)	72.510	0.000	12.967	5.100	5.000	0.000
15.	Establishment of Technical Training Centre in PSTC for Process Control Instrumentation and Engineering, Karachi (App)	53.780	0.000	20.796	3.000	4.000	0.000

SCIENCE AND TECHNOLOGY

(Million Rupees)

Sl. No.	Name, Location and Status of the scheme	Estimated Cost		Expenditure upto June, 1992	Revised Estimates for 1992-93	PSDP 1993-94	
		Total	Foreign Aid			Total	Foreign Aid
1	2	3	4	5	6	7	8
16.	Establishment of Technical Training Centre in PSTC for Precision Mechanical & Instrument Technology, Quetta (App)	30.000	0.000	11.741	5.000	5.000	0.000
17.	Balancing & Modernization of Instruments and Equipment of PCSIR Laboratories, Centres & Institutes, Lahore (App) (Japan)	663.040	438.090	28.110	4.000	0.000	0.000
18.	Establishment of Institute of Industrial Electronics Engineering, Karachi (App)(Swiss)	139.000	74.000	20.110	5.500	10.000	5.000
19.	Establishment of PCSIR Laboratories, Quetta (App).	55.491	0.000	14.081	4.000	4.000	0.000
20.	Establishment of Cast Metals Technology Centre, PCSIR Laboratories Campus, Lahore (Holland).	98.190	84.000	0.000	0.000	0.000	0.000
21.	Establishment of Precision Mechanical and Instrument Technology Centre at PCSIR Laboratories Campus, Lahore	51.000	21.000	0.000	0.000	0.000	0.000
22.	Minor Research Projects (App)	50.000	0.000	0.000	8.000	0.000	0.000
Sub-total (PCSIR)		1242.121	622.500	125.885	39.600	31.000	5.000
PAKISTAN COUNCIL FOR RESEARCH IN WATER RESOURCES							
23.	Irrigation Systems Management Programme Country-Wide (App)-(USAID).	65.211	45.773	16.460	5.750	5.000	4.000
24.	Water Resources Research Centres (Country Wide)(App).	35.848	0.000	16.062	4.757	4.000	0.000
25.	Skimming Well Modelling for Irrigation and Drainage (App).	8.962	0.000	5.783	1.000	1.000	0.000
26.	Alternative Project Development for Drainage of Irrigated Lands(DRIP)(App)	9.730	0.000	1.579	0.500	0.500	0.000
27.	Special Short Term Research Studies(App)	9.400	0.000	2.979	0.500	0.500	0.000
28.	Development of Tile Drainage in East Khairpur Phase-II (App)	13.163	0.000	0.500	1.000	1.000	0.000
29.	Qadirabad Baloki Link Canal (App)	19.750	0.000	4.000	4.000	4.000	0.000
30.	Development and Fabrication of Trickle Irrigation System on Orchards in Pakistan	19.830	0.000	0.000	0.000	0.000	0.000
31.	Salt Affected Soil and Their Reclamation Country-Wide) (App).	9.708	0.000	0.912	1.000	1.000	0.000

SCIENCE AND TECHNOLOGY

(Million Rupees)

Sl. No.	Name, Location and Status of the scheme	Estimated Cost		Expenditure upto June, 1992	Revised Estimates for 1992-93	PSDP 1993-94	
		Total	Foreign Aid			Total	Foreign Aid
1	2	3	4	5	6	7	8
32.	Establishment of Groundwater Managment Cell	4.100	0.000	3.343	0.000	0.000	0.000
33.	International Hydrology Technicians Training Course	5.800	0.000	4.781	0.000	0.000	0.000
34.	Designing and Fabrication of Soil Moisture Instruments	0.300	0.000	0.150	0.000	0.000	0.000
35.	Promotion of Research Activities.	1.733	0.000	0.560	0.000	0.000	0.000
36.	DRIP Security System	1.486	0.000	0.000	0.000	0.000	0.000
37.	Surface Water Development for Agriculture in Cholistan Desert through Rainwater Harvesting of Conservation Technology.	6.755	0.000	0.000	0.000	0.000	0.000
38.	Minor Research Projects	35.960	0.000	0.630	3.500	0.000	0.000
	Sub-total (PCRWR)	247.736	45.773	57.739	22.007	17.000	4.000
PAKISTAN COUNCIL FOR APPROPRIATE TECHNOLOGY							
39.	Establishment of A.T. Dissemination/ Display Centres (App.)	7.020	0.000	6.000	0.830	0.000	0.000
40.	Strengthening of PCAT for Development and Dissemination of ATs.	21.400	0.000	5.869	0.500	1.000	0.000
41.	A.T. Training for Women (UNDP)(App)	9.950	8.890	0.200	1.200	1.500	1.000
42.	Development and Dissemination of Micro-Hydel Plants (Ph-I&II)(App)	12.020	0.000	6.150	2.500	1.500	0.000
43.	Development of Fuel Efficient Cooking Technologies (App.)	49.120	42.120	0.100	3.450	0.000	0.000
	Sub-total (PCAT)	99.510	51.010	18.319	8.480	4.000	1.000
PAKISTAN MEDICAL RESEARCH COUNCIL							
44.	National Health Survey of Pakistan (App)(USAID).	19.990	19.990	11.620	1.630	0.000	0.000
45.	Construction of PMRC Headquarter Building at Islamabad (App).	10.200	0.000	3.450	3.100	3.000	0.000
46.	Establishment of PMRC Research Centre at Dow Medical College, Karachi(App)	2.661	0.000	0.098	1.000	0.680	0.000
47.	Minor Research Projects	10.000	0.000	0.000	0.000		
	Sub-total (PMRC)	42.851	19.990	15.168	5.730	3.680	0.000

SCIENCE AND TECHNOLOGY

(Million Rupees)

Sl. No.	Name, Location and Status of the scheme	Estimated Cost		Expenditure upto June, 1992	Revised Estimates for 1992-93	PSDP 1993-94	
		Total	Foreign Aid			Total	Foreign Aid
1	2	3	4	5	6	7	8

NATIONAL INSTITUTE OF ELECTRONICS

48.	Development of Computer Architecture with Parallel Processing	6.370	0.000	3.044	2.000	1.326	0.000
49.	Technical Services (App)	9.670	0.000	6.920	1.150	0.000	0.000
50.	Cypher System (App)	9.800	0.000	6.250	2.600	0.950	0.000
51.	Modular Automatic Test Equipment	19.900	0.000	0.000	0.000	0.000	0.000
52.	Clean Room Facility (App)	7.810	0.000	2.470	2.460	0.000	0.000
53.	CAD/CAE/CADMAT(Revenue Earning)	6.620	0.000	2.420	1.740	0.000	0.000
54.	Microprocessors Based UPS (App)	3.000	0.000	1.690	0.650	0.000	0.000
55.	Electronic Industries Promotion Centre	11.720	9.150	2.250	1.500	0.000	0.000
56.	Electronic Instrumentation Laboratory	35.500	26.000	0.000	1.500	0.000	0.000
	Sub-total (NIE)	110.390	35.150	25.044	13.600	2.276	0.000

NATIONAL INSTITUTE OF OCEANOGRAPHY

57.	National Institute of Oceanography Phase-II.	50.910	0.000	43.580	5.930	0.000	0.000
58.	Pak.US Cooperative Programme in Oceanography of the Arabian Sea, Karachi (USAID)	54.970	54.000	30.142	1.000	1.000	1.000
59.	Acquaculture at Ghora Bari & Station on Pak Coast for Prolonged Oceanographic Observations	5.560	0.000	1.570	2.000	2.824	0.000
60.	Oceanographic Sub-station, Gawadur	7.885	0.000	1.615	2.000	5.000	0.000
61.	Polar Research Cell (App.)	8.510	0.000	3.549	2.000	2.961	0.000
62.	Strengthening of NIO through UNDP Assistance	29.561	21.750	0.000	0.000	1.100	1.000
	Sub-total (NIO)	157.396	75.750	80.456	12.930	12.885	2.000

COUNCIL FOR WORKS AND HOUSING RESEARCH

63.	Study & Development of Simplified Methods of Building Design & Construction through Indigenous Materials & Techniques(App)	3.510	0.000	1.360	1.550	0.000	0.000
64.	Establishment of National Building Research Institute, Karachi (App).	39.500	0.000	27.740	6.000	5.760	0.000

SCIENCE AND TECHNOLOGY

(Million Rupees)

Sl. No.	Name, Location and Status of the scheme	Estimated Cost		Expenditure upto June, 1992	Revised Estimates for 1992-93	PSDP 1993-94	
		Total	Foreign Aid			Total	Foreign Aid
1	2	3	4	5	6	7	8
65.	Minor Research Projects	25.000	0.000	0.000	0.000	0.000	0.000
	Sub-total (CW & HR)	68.010	0.000	29.100	7.550	5.760	0.000
NATIONAL CENTRE FOR TECHNOLOGY TRANSFER							
66.	Computerized Information System to Facilitate Choice of Technologies(TIDB)	4.065	0.000	0.000	1.000	1.000	0.000
67.	Institutional Infrastructure Strengthening of NCTT Phase-II	7.601	0.000	0.100	1.000	1.000	0.000
68.	Consultancy Development Cell (UNDP)	13.020	12.000	0.300	0.500	1.200	1.000
	Sub-total (NCTT)	24.686	12.000	0.400	2.500	3.200	1.000
PAKSITAN SCIENCE FOUNDATION							
69.	Establishment of Pakistan Museum of Natural History, Islamabad (Phase-II)	78.690	0.000	45.700	10.000	10.000	0.000
70.	Strengthening of PASTIC National Science Reference Library, Islamabad (App)	4.000	0.000	0.482	1.000	1.000	0.000
71.	Setting up Database Facilities at PASTIC Islamabad (App)	2.200	0.000	0.981	1.050	0.169	0.000
72.	Construction of Equipment of Science Carvan Revised (App)	6.461	0.000	5.507	0.950	0.000	0.000
73.	Cons. of Paksitan Science Foundation Building	8.459	0.000	0.367	4.500	3.592	0.000
74.	Establishment of Satellite Data Link/Electronics Mail Service and National Science and Technology Database information.	7.680	0.000	0.000	0.000	0.000	0.000
75.	Indus River Project	1.590	0.000	0.000	0.000	0.000	0.000
	Sub-total (PSF)	109.080	0.000	53.037	17.500	14.761	0.000
NATIONAL INSTITUTE OF SILICON TECHNOLOGY							
76.	Measurement of Undoped Impurities on Czochralski Growth Silicon Single Crystal Using Infrared Spectroscopy.	2.000	0.000	0.000	0.000	0.000	0.000
77.	Solar-Hydrogen Demonstration Project	1.600	0.000	0.000	0.000	0.000	0.000
78.	Setting-up of Automatic Solar Data Acquisition System	1.200	0.000	0.000	0.000	0.000	0.000

SCIENCE AND TECHNOLOGY

(Million Rupees)

Sl. No.	Name, Location and Status of the scheme	Estimated Cost		Expenditure upto June, 1992	Revised Estimates for 1992-93	PSDP 1993-94	
		Total	Foreign Aid			Total	Foreign Aid
1	2	3	4	5	6	7	8

79.	Establishment of R&D Facilities for Cadmium Telluride Based Solar Cells	1.000	0.000	0.000	0.000	0.000	0.000
-----	---	-------	-------	-------	-------	-------	-------

Sub-total (NIST):		5.800	0.000	0.000	0.000	0.000	0.000
-------------------	--	-------	-------	-------	-------	-------	-------

NATIONAL INSTITUTE OF POWER

80.	National Institute of Power, Lahore Phase-II (App).	39.951	0.000	23.970	7.000	5.000	0.000
-----	---	--------	-------	--------	-------	-------	-------

Sub-total (NIP)		39.951	0.000	23.970	7.000	5.000	0.000
-----------------	--	--------	-------	--------	-------	-------	-------

Total		4764.466	918.173	1642.689	244.084	185.703	13.000
-------	--	----------	---------	----------	---------	---------	--------

Provisional cut of 26.7%						49.583	3.471
--------------------------	--	--	--	--	--	--------	-------

Total (M/o Science & Technology)		4764.466	918.173	1642.689	244.084	136.120	9.529
---	--	-----------------	----------------	-----------------	----------------	----------------	--------------

AVIATION DIVISION

81.	Climatological Data Processing Centre, Karachi (App)	7.880	6.019	6.109	0.358	0.400	0.000
-----	--	-------	-------	-------	-------	-------	-------

82.	Upgrading the Institute of Meteorology and Geophysics, Karachi (UNDP)	16.735	15.290	0.224	1.559	2.200	2.000
-----	---	--------	--------	-------	-------	-------	-------

83.	Establishment of Regional Agromet Centre, Islamabad.	0.844	0.000	0.548	0.000	0.000	0.000
-----	--	-------	-------	-------	-------	-------	-------

84.	Establishment of Regional Background Air-Pollution Station, Quetta.	0.194	0.000	0.022	0.000	0.000	0.000
-----	---	-------	-------	-------	-------	-------	-------

Total		25.653	21.309	6.903	1.917	2.600	2.000
-------	--	--------	--------	-------	-------	-------	-------

Provisional cut of 26.7%						0.694	0.534
--------------------------	--	--	--	--	--	-------	-------

Total (Aviation Division)		25.653	21.309	6.903	1.917	1.906	1.466
----------------------------------	--	---------------	---------------	--------------	--------------	--------------	--------------

P. M.'S SECRETARIAT

P.A.E.C.

85.	National Institute of Bio-Tech and Genetic Engineering, Faisalabad	192.598	0.000	105.199	18.000	18.000	0.000
-----	--	---------	-------	---------	--------	--------	-------

86.	Construction of Flate Type Residential Colony for PAEC Employees at PINSTECH Islamabad	80.600	0.000	8.270	0.000	0.000	0.000
-----	--	--------	-------	-------	-------	-------	-------

87.	Upgradation of Institute of Radiothropy and Nuclear Medicine (IRNUM), Peshawar (France).	59.940	49.950	0.000	0.000	0.000	0.000
-----	--	--------	--------	-------	-------	-------	-------

88.	Upgradation of Atomic Energy Medical Centre, Karachi (France).	19.000	16.380	0.000	0.000	0.000	0.000
-----	--	--------	--------	-------	-------	-------	-------

89.	Construction of Sc. Store and Admin Block at PINSTECH, Islamabad	9.600	0.000	9.049	0.000	0.000	0.000
-----	--	-------	-------	-------	-------	-------	-------

90.	Construction of Computer Training Centre at AEMC, Jamshoro.	3.987	0.000	0.000	0.000	0.000	0.000
-----	---	-------	-------	-------	-------	-------	-------

SCIENCE AND TECHNOLOGY


(Million Rupees)

Sl. No.	Name, Location and Status of the scheme	Estimated Cost		Expenditure upto June, 1992	Revised Estimates for 1992-93	PSDP 1993-94	
		Total	Foreign Aid			Total	Foreign Aid
1	2	3	4	5	6	7	8
91.	Construction of Seed Storage Building Solvent Store Room and Net House at NIAB Faisalabad	1.972	0.000	1.397	0.000	0.000	0.000
92.	Development of NIAB Experimental Farm at NIAB, Faisalabad	1.640	0.000	1.155	0.000	0.000	0.000
93.	Construction of Girls School at PINSTECH, Islamabad	3.894	0.000	2.781	0.000	0.000	0.000
94.	Upgradation of Nuclear Medicine Oncology and Radiotherapy Institute (NOR1), Islamabad (France)	109.400	94.310	0.000	0.000	0.000	0.000
95.	Upgradation of Atomic Energy Medical Centre Jamshoro (France).	107.660	89.790	0.000	0.000	0.000	0.000
96.	Upgradation of Institute of Nuclear Medicine and Oncology (INMOL), Lahore (France).	42.650	36.770	0.000	0.000	0.000	0.000
	Total	632.941	287.200	127.851	18.000	18.000	0.000
	Provisional cut of 26.7%					4.806	0.000
	Total (P.M. Secretariat)	632.941	287.200	127.851	18.000	13.194	0.000
	Total	5423.060	1226.682	1777.443	264.001	206.303	15.000
	Provisional cut of 26.7%					55.083	4.005
	Total (Science & Technology)	5423.060	1226.682	1777.443	264.001	151.220	10.995



MASS MEDIA

121—122



MASS MEDIA

(Summary)

(Million Rupees)

Sl. No.	Ministries/Divisions	PSDP 1993-94	
		Total	Foreign Aid
1	2	3	4

1. Ministry of Information & Broadcasting


93.091

0.000

Total (Mass Media)

93.091

0.000



MASS MEDIA

(Million Rupees)

Sl. No.	Name, Location and Status of the scheme	Estimated Cost		Expenditure upto June, 1992	Revised Estimates for 1992-93	PSDP 1993-94	
		Total	Foreign Aid			Total	Foreign Aid
1	2	3	4	5	6	7	8

M/O INFORMATION AND BROADCASTING

PAKISTAN TELEVISION CORPORATION

1.	Rebroadcast Centre Leiah (App)	30.062	0.000	5.006	5.520	4.000	0.000
2.	Rebroadcast Centre, Loralai (App)	17.111	0.000	8.533	6.948	1.000	0.000
3.	Rebroadcast Centre Parachinar (App)	20.645	0.000	14.500	4.654	1.000	0.000
4.	Video Playback Centre Dera Bugti (App)	15.641	0.000	7.675	7.675	5.000	0.000
5.	Low Power Booster Gawadur (App)	5.890	0.000	0.000	0.000	3.000	0.000
6.	Rebroadcast Centre Landi Kotal (App)	35.570	0.000	7.540	3.503	4.000	0.000
7.	Rebroadcast Centre Basali (App)	29.750	0.000	3.500	2.832	0.000	0.000
8.	Rebroadcast Centre Mianwad (App)	35.345	0.000	0.000	0.000	3.000	0.000
9.	Rebroadcast Centre, Haroonabad (App)	52.785	0.000	0.000	17.172	13.000	0.000
10.	Rebroadcast Centre, Wad (App)	17.860	0.000	0.000	0.000	3.000	0.000
11.	Rebroadcast Centre, Lasbella (App)	21.022	0.000	0.000	0.000	3.000	0.000
12.	Video Playback Centre Zhob (App)	15.641	0.000	0.000	0.000	4.000	0.000
13.	Video Playback Centre Turbat (App)	26.132	0.000	0.000	0.000	3.000	0.000
14.	Video Playback Centre Dukki (App)	14.057	0.000	0.000	0.000	3.000	0.000
15.	Video Playback Centre Darosh (App)	13.417	0.000	0.000	0.000	3.000	0.000
16.	Video Playback Centre Booni (App)	13.417	0.000	0.000	0.000	3.000	0.000
17.	Video Playback Centre Pasni (App)	17.157	0.000	0.000	0.000	3.000	0.000
18.	Video Playback Centre Panjgore (App)	0.000	0.000	0.000	0.000	4.000	0.000
19.	Rebroadcast Centre, Kohlu (App)	13.287	0.000	0.000	0.000	3.000	0.000
20.	Low Power Booster, Khuzdar (App)	17.230	0.000	0.000	0.000	3.000	0.000
21.	Low Power Booster, Gilgit (App)	0.000	0.000	0.000	0.000	2.000	0.000
22.	2nd Channel (Interest Free Loan)(Japan).	627.253	507.297	622.474	0.000	0.000	0.000
	Sub-total (P.T.V.C.)	1039.272	507.297	669.228	48.304	71.000	0.000


MASS MEDIA

(Million Rupees)

Sl. No.	Name, Location and Status of the scheme	Estimated Cost		Expenditure upto June, 1992	Revised Estimates for 1992-93	PSDP 1993-94	
		Total	Foreign Aid			Total	Foreign Aid
1	2	3	4	5	6	7	8
PAKISTAN BROADCASTING CORPORATION							
23.	10 KW MW Transmitter & B.H. Gilgit (App)	18.302	0.000	19.439	1.302	0.000	0.000
24.	10 KW MW Transmitter and Broadcasting House, Zhob (App)	21.869	0.000	19.516	4.860	4.000	0.000
25.	10 KWMW Transmitter & Broadcasting House, Loralai (Under Revision)	31.277	0.000	21.471	7.290	2.500	0.000
26.	Minor projects (App)	8.857	0.000	6.848	1.620	0.000	0.000
27.	Housing Scheme for PBC Employees (App)	25.435	0.000	22.406	2.430	0.000	0.000
28.	100 KW MW Transmitter, Peshawar (App)	56.537	0.000	34.150	7.533	6.000	0.000
29.	Village Broadcaster, Chitral (App)	4.440	0.000	4.005	2.430	1.500	0.000
30.	100 KW MW Transmitter, Rawalpindi (App)	39.478	0.000	0.000	7.742	7.000	0.000
31.	100 KW MW Transmitter, Karachi (App)	32.515	0.000	15.303	12.150	8.000	0.000
32.	Additional Security Works Phase-II (App)	8.650	0.000	0.000	0.810	2.000	0.000
33.	Broadcasting House, Karachi (App)	98.500	0.000	19.708	17.010	15.000	0.000
34.	Balancing and Modernisation of Equipment Phase-IV (App)	40.000	0.000	0.000	1.377	1.500	0.000
35.	100 KW MW & SW Transmitter & Broadcasting House, Mirpur (A.JK) (App)	109.460	0.000	0.000	1.782	2.500	0.000
	Sub-total (P.B.C)	495.320	0.000	162.846	68.336	50.000	0.000
ASSOCIATED PRESS OF PAKISTAN							
36.	Construction of APP Head Quarters, Islamabad (App)	19.800	0.000	4.000	4.050	5.000	0.000
37.	Purchase of High Speed Newsprinters Phase-I (App)	3.350	0.000	0.108	0.800	1.000	0.000
	Sub-total (APP)	23.150	0.000	4.108	4.850	6.000	0.000
	Total	1557.742	507.297	836.182	121.490	127.000	0.000
	Provisional cut of 26.7%					33.909	0.000
	Total (Mass Media)	1557.742	507.297	836.182	121.490	93.091	0.000

**CULTURE, SPORTS, TOURISM
AND YOUTH**

127—128




CULTURE, SPORTS, TOURISM AND YOUTH

(Summary)

(Million Rupees)

Sl. No.	Ministries/Divisions	PSDP 1993-94	
		Total	Foreign Aid
1	2	3	4
1.	Tourism Division	149.264	0.147
2.	Youth Affairs Division	4.032	0.000
3.	Culture & Sports Division	144.131	3.665
Total (Culture, Sports, Tourism & Youth)		297.426	3.812



CULTURE, SPORTS, TOURISM AND YOUTH

(Million Rupees)

Sl. No.	Name, Location and Status of the scheme	Estimated Cost		Expenditure upto June, 1992	Revised Estimates for 1992-93	PSDP 1993-94	
		Total	Foreign Aid			Total	Foreign Aid
1	2	3	4	5	6	7	8

TOURISM DIVISION

1. Strengthening of Tourism Research, Evaluation a and Impact Assessment of Tourism Planning in Northern Areas and Marketing Research in Tourism.	5.748	0.000	0.000	1.074	0.000	0.000
2. Development of Library for Tourism Division	2.256	0.000	0.000	1.094	0.000	0.000
3. Pakistan Institute of Tourism and Hotel Management Karachi (Phase-I).	19.950	0.000	2.000	17.950	0.000	0.000
4. Hotel and Training Institute, Swat (Austria)	90.900	66.600	0.000	14.979	1.200	0.200
5. Malam Jabba Skiing-Cum-Summer Resort, Swat, NWFP.	113.790	0.000	93.866	4.050	4.000	0.000
6. Const. of Toilets for Use of Mountaineering and Trekking Expeditions.	0.800	0.000	0.507	0.293	0.000	0.000
7. Development of Road Side Stop over Facilities at Lodhran, Chani Goth, Dad Fathiana, Moshinwala and Nurpur Narang.	4.900	0.000	1.000	1.490	0.000	0.000
8. Construction of Rest House at Mehar Garh.	2.500	0.000	0.266	0.984	0.000	0.000
9. Development of Recreational Facilities at Chashma Achuzai, Pir Ghaib and Bund Khushdil Khan	1.500	0.000	0.267	1.233	0.000	0.000
10. Development of Kirthar National Park, Sindh	8.024	0.000	7.477	0.547	0.000	0.000
Sub-total (Main Ministry)	250.368	66.600	105.383	43.694	5.200	0.200

PAKISTAN TOURISM DEV. CORPORATION

11. Motel and Road side Facilities at Khudabad	13.418	0.000	4.740	1.951	2.870	0.000
12. Extension of K-2 Motel at Skardu (Phase-II)	4.621	0.000	4.040	0.217	0.000	0.000
13. Motel at Muzaffarabad	6.198	0.000	0.973	0.144	0.000	0.000
14. Extension of Motel at Besham (Revised)	4.887	0.000	2.141	8.246	0.000	0.000
15. Beach Motel at Gwadar	19.200	0.000	0.000	0.000	5.000	0.000
16. Tourists Accommodation at Gilgit Chinar Inn (Phase-II) (Revised)	1.527	0.000	0.964	0.563	0.000	0.000
17. Motel at Taxila (Revised)	1.015	0.000	0.507	0.508	0.000	0.000
18. Extension of Motel Besham (Phase-III).	6.997	0.000	0.000	3.473	3.000	0.000

CULTURE, SPORTS, TOURISM AND YOUTH

(Million Rupees)

Sl. No.	Name, Location and Status of the scheme	Estimated Cost		Expenditure upto June, 1992	Revised Estimates for 1992-93	PSDP 1993-94	
		Total	Foreign Aid			Total	Foreign Aid
1	2	3	4	5	6	7	8
19.	PTDC Motel at Balakot/Kawai	6.776	0.000	0.000	4.450	3.000	0.000
20.	Motel at Birmoglasht	8.903	0.000	0.000	3.005	3.000	0.000
21.	Motel at Bamburret.	9.661	0.000	0.000	4.517	3.000	0.000
22.	Motel at Baran Kalay	17.762	0.000	0.000	9.000	5.000	0.000
23.	Motel at Rama Lake	7.633	0.000	0.000	3.420	3.000	0.000
24.	Motel at Khaplu.	7.633	0.000	0.000	3.420	3.000	0.000
25.	PTDC Motel at Chail/Mankial	17.802	0.000	0.000	9.000	5.000	0.000
26.	PTDC Motel at Soch/Batakundi	17.802	0.000	0.000	9.000	4.000	0.000
27.	PTDC Reception Unit at Koh-e-Taftan.	6.302	0.000	0.000	2.840	2.000	0.000
28.	Road Side Facilities on GT Bypass Road from Bahawalpur to Karachi	2.458	0.000	0.000	1.487	0.500	0.000
29.	PTDC Reception Unit at Chaman.	6.302	0.000	0.000	2.840	2.000	0.000
30.	PTDC Motel at Bahawalpur Club Raod.	6.776	0.000	0.000	3.965	2.000	0.000
31.	PTDC Tourist Information Centre at Islamabad	1.800	0.000	0.000	0.833	0.967	0.000
32.	Road Side Facilities at Chakdara.	3.706	0.000	0.000	2.151	1.000	0.000
33.	Road Side Facilities at Arandu, Chitral.	3.706	0.000	0.000	2.151	1.000	0.000
34.	PTDC Motel at Dir.	5.258	0.000	0.000	2.660	2.598	0.000
35.	Road Side Restaurant Facilities at Chowki, Islamabad.	4.256	0.000	0.000	2.575	1.000	0.000
36.	PTDC Motel at Bunni, Chitral.	6.743	0.000	0.000	2.852	2.000	0.000
37.	Camping Site at Skardu.	3.916	0.000	0.000	1.353	1.500	0.000
38.	PTDC Motel at Gupis.	7.344	0.000	0.000	3.891	2.000	0.000
39.	PTDC Motel at Hawks Bay.	9.708	0.000	0.639	4.534	2.000	0.000
40.	Tourism Complex at Saidu Sharif.	14.320	0.000	0.000	9.165	3.000	0.000
41.	PTDC Motel at Satpara Lake.	11.337	0.000	0.000	4.980	3.000	0.000
42.	PTDC Motel at Pir Sohawa.	11.329	0.000	0.000	6.117	2.000	0.000
43.	Purchase of Mdeium Size Coaches.	80.700	0.000	0.000	0.000	40.000	0.000

CULTURE, SPORTS, TOURISM AND YOUTH

(Million Rupees)

Sl. No.	Name, Location and Status of the scheme	Estimated Cost		Expenditure upto June, 1992	Revised Estimates for 1992-93	PSDP 1993-94	
		Total	Foreign Aid			Total	Foreign Aid
1	2	3	4	5	6	7	8
44.	Extension of PTDC Motel at Hunza (Phase-1).	4.056	0.000	0.000	2.080	1.000	0.000
45.	Construction of Motel at Mastuj.	7.071	0.000	0.000	3.403	0.000	0.000
46.	Construction of Motel at Phandaar.	7.021	0.000	0.000	3.890	2.000	0.000
47.	Extension of Motel at Chitral	5.749	0.000	0.000	3.483	1.000	0.000
48.	Road Side Motel Facilities at Damboodas/Shangus (Astuk).	3.630	0.000	0.000	1.904	1.000	0.000
49.	Six Chairlifts (Swat, Kaghan, Chitral, Quetta, Karachi and Islamabad).	0.000	0.000	0.000	0.000	25.000	0.000
50.	Purchase of Luxury Buses	0.000	0.000	0.000	0.000	60.000	0.000
	Sub-total (PTDC)	365.323	0.000	14.004	130.068	198.435	0.000
	Total	615.691	66.600	119.387	173.762	203.635	0.200
	Provisional cut of 26.7%					54.371	0.053
	Total (Tourism Division)	615.691	66.600	119.387	173.762	149.264	0.147

YOUTH AFFAIRS DIVISION

51.	Eight Dehi Mazdoor Training Centres in Punjab	9.900	0.000	9.447	1.407	0.000	0.000
52.	Tehsil Level Sports Stadia at Jhat Pat	2.500	0.000	1.650	0.344	0.500	0.000
53.	Seven Male Youth Vocational Training Centres in Punjab	12.766	0.000	11.267	1.258	0.000	0.000
54.	Eight Female Youth Vocational Training Centres in Punjab	6.666	0.000	6.229	0.680	0.000	0.000
55.	One Female Youth Vocational Training Centre, Embroidry and Stitching in Punjab	1.102	0.000	0.438	0.047	0.000	0.000
56.	Eight Female Leather Garments Training Centres in Punjab	4.584	0.000	2.620	0.293	0.000	0.000
57.	Eight Female Readymade Garments Training Centres in Punjab	4.831	0.000	2.589	0.293	0.000	0.000
58.	Seven Male Youth Vocational Training Centres in Sindh	15.942	0.000	11.155	2.351	0.000	0.000
59.	Eight Female Youth Vocational Training Centres in Sindh	5.203	0.000	5.187	0.016	0.000	0.000
60.	13 Male Youth Vocational Training Centres in Baluchistan	18.685	0.000	13.060	2.580	0.000	0.000

CULTURE, SPORTS, TOURISM AND YOUTH

(Million Rupees)

Sl. No.	Name, Location and Status of the scheme	Estimated Cost		Expenditure upto June, 1992	Revised Estimates for 1992-93	PSDP 1993-94	
		Total	Foreign Aid			Total	Foreign Aid
1	2	3	4	5	6	7	8
61.	Nine Female Youth Vocational Training Centres in Baluchistan	4.500	0.000	5.000	0.520	0.000	0.000
62.	Ten Female Youth vocational Training Centres in NWFP	3.287	0.000	2.085	0.010	0.000	0.000
63.	3 Male and Female Youth Vocational Training Centres in AJK	8.356	0.000	5.352	0.615	0.000	0.000
64.	Setting up of One Women Vocational Training Centre, Skardu	0.798	0.000	0.603	0.158	0.000	0.000
65.	Acquiring Consultancy Services Preparation of National Policy, Programmes & Projects for Youth Development	8.000	0.000	0.492	3.728	0.000	0.000
66.	Youth Development Fund	0.000	0.000	5.000	4.050	5.000	0.000
Total		107.120	0.000	82.174	18.350	5.500	0.000
Provisional cut of 26.7%						1.469	0.000
Total (Youth Affairs Division)		107.120	0.000	82.174	18.350	4.032	0.000

CULTURE & SPORTS DIVISION

ARCHEOLOGY

67.	Preservation & Restoration of Sange Badal Flooring of Platform of Jehangir's Mausoleum Lahore (App)	8.620	0.000	2.673	2.673	5.280	0.000
68.	Documentation of Monuments & Archaeological Sites in Sindh	6.191	0.000	0.000	0.500	1.000	0.000
69.	Preservation & Restoration of Rohtas Fort, Jhelum.	3.349	0.000	2.000	1.782	1.018	0.000
70.	Preservation & Restoration of Eastern Dalans of Jehangir's Quadrangle Inside Lahore Fort (App).	3.985	0.000	1.763	1.800	0.422	0.000
71.	Preservation & Restoration of Shish Mahal Inside, Lahore	4.567	0.000	0.224	1.884	1.559	0.000
72.	Development & Survey of Archaeological Sites in Ancient Gandhara	3.625	0.000	2.000	1.357	0.686	0.000
73.	Development & Revitalization of South Westren Corner of Lahore Fort for Expansion of PIATR, Lahore (App).	26.628	0.000	2.215	3.564	4.000	0.000
74.	Preservation & Restoration of Red Sand Stone Facades, Jahangir's Tomb, Lahore	13.552	0.000	0.415	2.430	3.500	0.000

CULTURE, SPORTS, TOURISM AND YOUTH

(Million Rupees)

Sl. No.	Name, Location and Status of the scheme	Estimated Cost		Expenditure upto June, 1992	Revised Estimates for 1992-93	PSDP 1993-94	
		Total	Foreign Aid			Total	Foreign Aid
1	2	3	4	5	6	7	8
75.	Development of Museums & Conservation of Fort at Umerkot	8.035	0.000	1.525	1.620	2.000	0.000
76.	Master Plan for preservation of Moenjodaro	352.241	0.000	211.531	0.810	0.000	0.000
77.	National Archives Building of Pakistan (Ph-II) (App).	54.210	0.000	4.356	8.100	20.000	0.000
78.	International Support for Preservation of Moenjodaro Momuments (UNDP)	27.000	0.000	5.460	4.527	5.000	5.000
79.	Preservation and Restoration of Wall of Jahangir's Tomb, Lahore	13.552	0.000	0.000	3.000	3.812	0.000
80.	Restoration and Renovation of Quaid-e-Azam's Residency at Ziarat	5.919	0.000	0.000	4.000	1.919	0.000
81.	Survey and Documentation of Archaeological Sites in Punjab	6.191	0.000	0.000	0.500	1.500	0.000
82.	Preservation and Restoration of Archaeological Remains of Takhat-e-Bahi, District Mardan	4.902	0.000	0.000	0.500	1.000	0.000
83.	Preservation and Restoration of Archaeological Sites at Jamal Garhi, Mardan	2.105	0.000	0.000	0.500	1.605	0.000
84.	Master Plan for Preservation and Restoration of Gor-Khatree at Peshawar	2.682	0.000	0.000	0.500	1.000	0.000
85.	Preservation and Restoration of Archaeological Remains at Butkara, Distt: Swat.	1.203	0.000	0.000	0.500	0.703	0.000
86.	Preservation and Revitalization of a Group of Four Anonymous Tombs at Lal Mehra Sharif, D.I. Khan	3.000	0.000	0.000	0.300	1.500	0.000
87.	Preservation and Restoration of Basement Chamber of Shish Mahl inside Lahore Fort.	5.220	0.000	0.000	0.500	2.000	0.000
88.	Preservation and Presentation of Harappa Remains and Development of Museum	10.879	0.000	0.000	0.500	4.500	0.000
89.	Preservation and Restoration of Westren Dalans of Jehangir's Quardrangles inside Lahore Fort	7.192	0.000	0.000	0.500	1.500	0.000
Sub-total (Archaeology)		574.848	0.000	234.162	42.347	65.504	5.000
CULTURE							
90.	National Art Gallery	100.215	0.000	9.615	0.000	7.202	0.000

CULTURE, SPORTS, TOURISM AND YOUTH

(Million Rupees)							
Sl. No.	Name, Location and Status of the scheme	Estimated Cost		Expenditure upto June, 1992	Revised Estimates for 1992-93	PSDP 1993-94	
		Total	Foreign Aid			Total	Foreign Aid
1	2	3	4	5	6	7	8
91.	Pakistan National Council of the Arts Hostel, Rawalpindi	14.624	0.000	4.624	4.959	5.000	0.000
92.	Landscaping at Jahangir Tomb, Shalimar Gardens and Lahore Fort.	0.000	0.000	0.000	0.000	5.000	0.000
93.	Extension of Museums Galleries Lok Virsa	9.360	0.000	7.760	1.600	0.000	0.000
94.	Expansion of facilities for Artisan Festival, Lok Virsa, Islamabad	2.825	0.000	0.000	0.000	2.825	0.000
95.	Restoration of Balahisar Fort.	0.000	0.000	0.000	0.000	2.000	0.000
96.	Schemes for Conservation and Renovation of Historical Monuments.	0.000	0.000	0.000	0.000	75.000	0.000
97.	Construction of Shahbaz Cultural Complex at Sehwan Sharif, Dadu Sindh	20.000	0.000	0.000	0.000	10.000	0.000
98.	Archaeological Excavations	0.000	0.000	0.000	0.000	10.000	0.000
99.	Education Services.	0.000	0.000	0.000	0.000	5.000	0.000
Sub-total (Culture)		147.024	0.000	21.999	6.559	122.027	0.000
SPORTS							
100.	Four Squash Courts at Pakistan Sports Complex, Islamabad (App).	33.400	0.000	13.857	5.543	0.000	0.000
101.	Sports Stadia at Kalat, Sibi & Mekran	15.000	0.000	6.752	0.405	0.343	0.000
102.	Sports Stadium at Muzaffarabad (App).	10.000	0.000	4.879	0.098	0.023	0.000
103.	Sports Stadium at D.I.Khan	16.268	0.000	4.252	0.604	0.144	0.000
104.	Sports Stadium at Kohat	5.000	0.000	2.000	0.000	0.500	0.000
105.	Laying Synthetic Athletic Track at National Sports Training and Coaching Centre, Karachi	9.950	0.000	0.000	2.715	4.090	0.000
106.	Custom Sports Complex at Karachi	19.800	0.000	15.054	0.000	4.000	0.000
Sub-total (Sports)		109.418	0.000	46.794	9.365	9.100	0.000
Total		831.290	0.000	302.955	58.271	196.631	5.000
Provisional cut of 26.7%						52.500	1.335
Total (Culture & Sports Division)		831.290	0.000	302.955	58.271	144.131	3.665
Total		1554.101	66.600	504.516	250.383	405.766	5.200
Provisional cut of 26.7%						108.340	1.388
Total (Cul. Sports, Tourism, & Youth)		1554.101	66.600	504.516	250.383	297.426	3.812

MANPOWER & EMPLOYMENT


137—138

MANPOWER & EMPLOYMENT

(Summary)

(Million Rupees)

Sl. No.	Ministries/Divisions	PSDP 1993-94	
		Total	Foreign Aid
1	2	3	4
1.	Manpower Division	264.466	248.707
2.	Labour Division	4.845	1.767
Total (Manpower & Employment)		269.312	250.473



MANPOWER AND EMPLOYMENT

(Million Rupees)


Sl. No.	Name, Location and Status of the scheme	Estimated Cost		Expenditure upto June, 1992	Revised Estimates for 1992-93	PSDP 1993-94	
		Total	Foreign Aid			Total	Foreign Aid
1	2	3	4	5	6	7	8

MANPOWER DIVISION

1.	HRD—Strengthening of Data Base (Dutch)	44.561	35.481	30.700	9.856	9.800	9.300
2.	National Vocational Training Project Phase-II, Islamabad (IDA)	2882.180	1884.020	993.060	292.223	346.000	330.000
3.	Hostel for Pakistan Manpower Institute	12.420	0.000	1.487	4.050	5.000	0.000
Total		2939.161	1919.501	1025.247	306.129	360.800	339.300
Provisional cut of 26.7%						96.334	90.593
Total (Manpower Division)		2939.161	1919.501	1025.247	306.129	264.466	248.707

LABOUR DIVISION

4.	Construction of Building for NIRC, Islamabad.	19.654	0.000	11.525	9.726	2.200	0.000
5.	Workers Education Programme (UNDP)	14.800	7.420	0.378	2.090	4.410	2.410
Total		34.454	7.420	11.903	11.816	6.610	2.410
Provisional cut of 26.7%						1.765	0.643
Total (Labour Division)		34.454	7.420	11.903	11.816	4.845	1.767
Total		2973.615	1926.921	1037.150	317.945	367.410	341.710
Provisional cut of 26.7%						98.098	91.237
Total (Manpower & Employment)		2973.615	1926.921	1037.150	317.945	269.312	250.473



WOMEN DEVELOPMENT

143—144

WOMEN DEVELOPMENT

(Summary)

(Million Rupees)

Sl. No.	Ministries/Divisions	PSDP 1993-94	
		Total	Foreign Aid
1	2	3	4

1. Women Division

85.761

0.000

Total (Women Development)

85.761

0.000

THE UNIVERSITY OF CHICAGO

PHYSICS DEPARTMENT

PHYSICS 351: QUANTUM MECHANICS

LECTURE 1: THE SCHRÖDINGER EQUATION

1.1. THE CLASSICAL LIMIT

1.2. THE QUANTUM LIMIT

1.3. THE CORRESPONDENCE PRINCIPLE

1.4. THE HEISENBERG UNCERTAINTY PRINCIPLE

1.5. THE DE BROGLIE WAVELENGTH

1.6. THE CLASSICAL LIMIT OF QUANTUM MECHANICS

1.7. THE QUANTUM LIMIT OF CLASSICAL MECHANICS

1.8. THE CORRESPONDENCE PRINCIPLE

1.9. THE HEISENBERG UNCERTAINTY PRINCIPLE

1.10. THE DE BROGLIE WAVELENGTH

1.11. THE CLASSICAL LIMIT OF QUANTUM MECHANICS

1.12. THE QUANTUM LIMIT OF CLASSICAL MECHANICS

1.13. THE CORRESPONDENCE PRINCIPLE

1.14. THE HEISENBERG UNCERTAINTY PRINCIPLE

1.15. THE DE BROGLIE WAVELENGTH


WOMEN DEVELOPMENT

(Million Rupees)

Sl. No.	Name, Location and Status of the scheme	Estimated Cost		Expenditure upto June, 1992	Revised Estimates for 1992-93	PSDP 1993-94	
		Total	Foreign Aid			Total	Foreign Aid
1	2	3	4	5	6	7	8

WOMEN DIVISION

1.	Strengthening of Secretariat Training Institute for Women (App.) Dutch Assistance	24.770	20.150	0.260	1.500	0.000	0.000
2.	Monitoring and Evaluation of Women Programme (App.) UNDP	16.180	7.110	3.890	3.500	0.000	0.000
3.	Training of Folk Women in Food Preservation & Vegetable Production in NVTP (App.) Dutch Assistance	49.400	41.400	0.000	1.710	0.000	0.000
4.	Normal Programmes for Women	0.000	0.000	0.000	113.400	0.000	0.000
5.	Women Action Plan	0.000	0.000	0.000	70.200	0.000	0.000
6.	Block Allocation for the Ministry.	0.000	0.000	335.105	120.337	117.000	0.000
Total		90.350	68.660	339.255	310.647	117.000	0.000
Provisional cut of 26.7%						31.239	0.000
Total (Women Development)		90.350	68.660	339.255	310.647	85.761	0.000



POPULATION WELFARE


149—150

POPULATION WELFARE

(Summary)

(Million Rupees)

Sl. No.	Ministries/Divisions	PSDP 1993-94	
		Total	Foreign Aid
1	2	3	4
1.	Population Welfare Division	852.479	388.490
	Total (Population Welfare)	852.479	388.490



POPULATION WELFARE

(Million Rupees)

Sl. No.	Name, Location and Status of the scheme	Estimated Cost		Expenditure upto June, 1992	Revised Estimate for 1992-93	1993-94	
		Total	Foreign Aid			Total	Foreign Aid
1	2	3	4	5	6	7	8

POPULATION WELFARE DIVISION

FEDERAL PROGRAMME

1.	Administrative Organization (USAID, UNFPA)	206.799	7.290	150.543	48.970	46.000	0.000
2.	Population Welfare Services in the Federal District of Islamabad (USAID, UNFPA)	22.681	4.485	15.170	6.000	8.154	0.900
3.	Non-Governmental Organizations	144.745	107.692	42.639	4.350	15.400	0.000
4.	Target Group Institutions	4.054	0.325	1.183	1.050	1.000	0.000
5.	Population Welfare Services in AJK	4.013	0.000	1.712	1.100	2.500	0.000
6.	Population Welfare Services in Northern Areas	1.344	0.000	0.749	0.350	1.500	0.000
7.	Involvement of Hakeems/Homoeopaths in Population Welfare Programme	6.745	0.000	0.965	0.250	0.000	0.000
8.	Communication Strategy	70.909	67.459	47.018	45.000	60.000	55.700
9.	Population Education (Formal).	9.770	8.259	3.088	0.670	0.000	0.000
10.	Population Education (Non-Formal).	5.377	3.728	0.000	0.000	1.500	1.500
11.	Non-Clinical Training (PWTIs).	32.792	23.613	24.543	8.800	12.000	5.000
12.	Clinical Training (RTIs)(UNFA)	77.148	37.558	59.991	25.000	34.700	23.000
13.	National Research Institute of Fertility Control (NRIFC) (USAID)	28.800	10.317	16.407	8.500	8.000	4.000
14.	National Research Institute of Reproductive Physiology (NRIRP)(USAID).	13.093	3.875	8.277	2.300	2.800	0.000
15.	National Institute of Population Studies (NIPS)(USAID).	47.240	14.840	33.884	10.840	15.000	10.000
16.	Population Study Centres	5.564	5.564	5.962	1.450	1.300	1.000
17.	Monitoring & Research Studies (UNFPA)	5.650	5.650	0.000	3.200	2.300	2.300
18.	Consultancy (USAID)	8.100	8.100	0.000	0.150	5.000	5.000
19.	Social Marketing of Contraceptives(USAID)	294.400	285.700	339.768	30.000	2.000	2.000
20.	Contraceptives Requirement and Distribution (USAID/UNFPA/ODA)	400.506	395.930	478.035	110.000	136.800	136.800

POPULATION WELFARE

(Million Rupees)

Sl. No.	Name, Location and Status of the scheme	Estimated Cost		Expenditure upto June, 1992	Revised Estimate for 1992-93	1993-94	
		Total	Foreign Aid			Total	Foreign Aid
1	2	3	4	5	6	7	8
21.	Construction of Federal Offices and RTI Buildings (ADB).	64.364	47.379	38.562	14.800	15.000	8.000
	Sub-total (Federal Programme)	1454.094	1037.764	1268.496	322.780	370.954	255.200

PROVINCIAL PROGRAMME**PUNJAB**

22.	Administrative Organizations	246.817	1.225	148.512	69.660	73.000	1.250
23.	Family Welfare Centres (UNFPA)	443.728	13.861	307.916	100.000	142.550	30.100
24.	Mobile Service Units (USAID/ODA)	38.176	0.000	11.406	15.000	22.950	15.580
25.	Reproductive Health Services (USAID/UNFPA)	119.805	81.565	90.165	35.000	79.930	60.830
26.	Population Welfare Programm Through Traditional Birth Attendants.	38.093	0.260	9.714	6.500	8.270	0.000
27.	Family Planning Workers (WB, ADB).	0.000	0.000	0.000	35.860	41.460	16.410
28.	Family Welfare Programme through Provincial Line & Health Departments	11.343	9.875	4.500	3.000	6.310	6.310
29.	Registered Medical Practitioners, Hakeems, and Homeos (World Bank).	2.070	2.070	1.078	1.350	8.540	8.540
30.	Communication Strategy	8.838	8.238	7.546	6.180	18.000	13.000
31.	Inovatives	4.272	4.272	0.000	0.000	2.000	0.000
32.	Construction of Provincial Offices.	0.000	0.000	0.000	0.000	4.000	0.000
33.	Transport (USAID/UNFPA)	36.608	36.608	2.834	0.250	13.060	13.060
	Sub-total (Punjab)	949.750	157.974	583.671	272.800	420.070	165.080

SINDH

34.	Administrative Organizations	112.946	0.612	78.083	41.500	48.000	1.000
35.	Family Welfare Centres (UNFPA)	143.536	8.493	111.975	32.300	45.700	8.740
36.	Mobile Service Units (USAID/ODA)	19.373	0.000	9.311	8.900	10.983	5.600
37.	Reproductive Health Services (USAID/UNFPA)	70.059	53.599	33.922	16.700	30.260	18.960
38.	Population Welfare Programm Through Traditional Birth Attendants.	15.621	0.106	5.235	2.500	4.000	0.000
39.	Family Planning Workers (WB, ADB).	0.000	0.000	0.000	8.450	12.600	5.350

POPULATION WELFARE

(Million Rupees)

Sl. No.	Name, Location and Status of the scheme	Estimated Cost		Expenditure upto June, 1992	Revised Estimate for 1992-93	1993-94	
		Total	Foreign Aid			Total	Foreign Aid
1	2	3	4	5	6	7	8
40.	Population Welfare Programme through Provincial Line & Health Departments	0.000	0.000	1.501	1.300	2.370	2.370
41.	Registered Medical Practitioners, Hakeems, and Homeos (World Bank).	0.731	0.731	0.488	0.500	3.000	3.000
42.	Communication Strategy	4.619	4.269	4.637	4.600	8.000	5.900
43.	Inovatives	2.538	2.538	0.033	0.000	1.000	0.000
44.	Construction of Provincial Offices.	0.000	0.000	0.000	0.000	2.500	0.000
45.	Transport (World Bank, ADB)	16.598	16.598	1.349	0.250	7.000	6.570
Sub-total (Sindh)		386.021	86.946	246.534	117.000	175.413	57.490
N.W.F.P.							
46.	Administrative Organizations	95.360	0.515	55.413	25.430	43.496	0.500
47.	Family Welfare Centres (UNFPA)	120.073	8.320	78.860	25.130	37.600	6.050
48.	Mobile Service Units (USAID/ODA)	11.858	0.000	3.732	3.270	6.000	3.140
49.	Reproductive Health Services (USAID/UNFPA)	31.382	22.498	15.846	5.590	15.147	10.100
50.	Population Welfare Programm Through Traditional Birth Attendants.	11.153	0.084	2.975	2.190	3.000	0.000
51.	Family Planning Workers (WB, ADB).	0.000	0.000	0.000	7.660	13.560	5.950
52.	Population Welfare Programme through Provincial Line & Health Departments	5.957	4.225	1.836	1.320	2.260	2.260
53.	Registered Medical Practitioners, Hakeems, and Homeos (World Bank).	0.385	0.385	0.669	0.400	1.750	1.750
54.	Communication Strategy (World Bank).	2.565	2.415	2.121	2.500	5.000	3.600
55.	Inovatives	1.938	1.938	0.134	0.000	0.600	0.000
56.	Construction of Provincial Offices.	0.000	0.000	0.000	0.000	2.000	0.000
57.	Transport (World Bank, ADB)	9.994	9.994	0.000	0.250	5.500	5.400
Sub-total (NWFP)		290.665	50.374	161.586	73.740	135.913	38.750
BALUCHISTAN							
58.	Administrative Organizations	63.654	0.250	34.535	21.190	30.000	0.250


POPULATION WELFARE

(Million Rupees)

Sl. No.	Name, Location and Status of the scheme	Estimated Cost		Expenditure upto June, 1992	Revised Estimate for 1992-93	1993-94	
		Total	Foreign Aid			Total	Foreign Aid
1	2	3	4	5	6	7	8
59.	Family Welfare Centres (UNFPA)	35.549	1.326	25.851	8.100	9.000	1.550
60.	Mobile Service Units (USAID/ODA)	4.905	0.000	2.179	1.520	2.200	1.800
61.	Reproductive Health Services (USAID/UNFPA)	13.809	9.485	7.490	4.440	6.550	3.100
62.	Population Welfare Programm Through Traditional Birth Attendants.	1.888	0.500	0.848	0.360	1.000	0.000
63.	Family Planning Workers (WB, ADB).	0.000	0.000	0.000	5.000	3.400	1.300
64.	Population Welfare Programme through Provincial Line & Health Departments	2.987	2.541	1.032	0.620	1.060	1.060
65.	Registered Medical Practitioners, Hakeems, and Homeos (World Bank).	0.089	0.089	0.099	0.100	0.650	0.650
66.	Communication Strategy (World Bank).	1.657	1.557	1.387	1.000	2.000	1.500
67.	Inovatives	0.550	0.550	0.079	0.000	0.400	0.000
68.	Construction of Provincial Offices.	0.000	0.000	0.000	0.000	1.500	0.000
69.	Transport (World Bank, ADB)	4.300	4.300	0.000	0.250	2.890	2.270
	Sub-total (Balochistan)	129.388	20.598	73.500	42.580	60.650	13.480
	Total (Provincial Programme)	1755.824	315.892	1065.291	506.120	792.046	274.800
	Total	3209.918	1353.656	2333.787	828.900	1163.000	530.000
	Provisional cut of 26.7 %					310.521	141.510
	Total (Population Welfare Programme)	3209.918	1353.656	2333.787	828.900	852.479	388.490

SOCIAL WELFARE

157—158




SOCIAL WELFARE

(Summary)

(Million Rupees)

Sl. No.	Ministries/Divisions	PSDP 1993-94	
		Total	Foreign Aid
1	2	3	4
1.	Establishment Division	8.245	0.000
2.	Special Education and Social Welfare Division	52.745	1.466
Total (Social Welfare)		60.990	1.466



SOCIAL WELFARE

(Million Rupees)

Sl. No.	Name, Location and Status of the scheme	Estimated Cost		Expenditure upto June, 1992	Revised Estimates for 1992-93	PSDP 1993-94	
		Total	Foreign Aid			Total	Foreign Aid
1	2	3	4	5	6	11	12

ESTABLISHMENT DIVISION

Staff Welfare Organisation

1.	Construction of Additional Building Near Ch. Rehmat Ali Community Centre at Islamabad	8.100	0.000	8.000	0.004	0.000	0.000
2.	Extension and Improvement in the Holiday Home, Murree	1.582	0.000	0.740	0.004	0.000	0.000
3.	Holiday Home, Murree (Grade 1-16)	9.768	0.000	0.000	0.004	0.000	0.000
4.	Construction of Hostel for Working Women at Islamabad	18.400	0.000	15.940	0.324	0.600	0.000
5.	Construction of Community Centre at Islamabad	8.880	0.000	8.780	0.004	0.000	0.000
6.	Const. of Multi-purpose Community Centre at Federal Govt. Employees Colony, Hasan Garhi, Peshawar	15.597	0.000	8.833	0.648	1.000	0.000
7.	Construction of Community Centre at Dhana Singhwala, Lahore	19.136	0.000	14.569	0.243	0.324	0.000
8.	Expansion of Welfare Projects & Facilities/ Buildings & Welfare Amenities on New Small Schemes	9.900	0.000	3.376	0.113	0.200	0.000
9.	Construction of Community Centre at F.C. Area, Karachi	16.872	0.000	10.777	0.648	1.000	0.000
10.	Construction of Trade Training Centre, Islamabad	8.900	0.000	7.720	0.354	0.924	0.000
11.	Extension and Improvement in the Existing Building/Projects and Establishment of Small Projects	9.782	0.000	7.871	0.004	0.000	0.000
12.	Construction of Compound Wall & Expansion of Parking Space and Other/Sundry Works in Aabpara Community Centre, Islamabad	8.645	0.000	2.445	0.174	0.500	0.000
13.	Ladies Industrial Home-cum-work Order Centres, Karachi, Peshwar, Lahore	9.000	0.000	2.068	0.004	0.000	0.000
14.	Ladies Industrial Home at F-6 Sector, Islamabad	2.495	0.000	2.088	0.004	0.000	0.000
15.	Holiday Home, Ziarat	7.400	0.000	5.500	1.633	0.000	0.000

SOCIAL WELFARE

(Million Rupees)

Sl. No.	Name, Location and Status of the scheme	Estimated Cost		Expenditure upto June, 1992	Revised Estimates for 1992-93	PSDP 1993-94	
		Total	Foreign Aid			Total	Foreign Aid
1	2	3	4	5	6	11	12
16.	Holiday Home Kinjhar Lake, Thatta.	3.000	0.000	0.240	0.004	0.000	0.000
17.	Provision of Welfare Facilities to the Retired Government Servants and Dependents	13.820	0.000	2.694	0.085	0.200	0.000
18.	Establishment of Welfare Facilities & Provision of Welfare Projects for the Federal Government Employees in Northern Area	9.980	0.000	3.361	1.341	0.500	0.000
19.	Provision of Transport/Ambulance Service at Islamabad, Peshawar, Lahore, Quetta and Karachi.	4.000	0.000	2.716	0.239	0.400	0.000
20.	Provision of Rehabilitation Aids to the Disabled Federal Government Employees and Their Dependents	5.000	0.000	1.116	0.004	0.500	0.000
21.	Hostel for Working Men at Islamabad	9.987	0.000	3.417	0.004	0.000	0.000
22.	Strengthening of Existing Welfare Institutions.	9.890	0.000	1.089	0.004	0.000	0.000
23.	Stipend for the Purchase of Text Books, Note Books etc. for the School/College Going Children of the Federal Govt. Employees.	58.200	0.000	15.580	6.050	4.000	0.000
24.	Incentive for Talented Children of Federal Government Employees.	9.490	0.000	3.673	1.010	1.100	0.000
25.	Training in Skill Trade for School/College Drop Outs (FGE's Children)	6.250	0.000	0.000	0.004	0.000	0.000
Total		284.074	0.000	132.593	12.910	11.248	0.000
Provisional cut of 26.7%						3.003	0.000
Total (Establishment Division)		284.074	0.000	132.593	12.910	8.245	0.000

SPECIAL EDUCATION AND SOCIAL WELFARE DIVISION

D.G. of Special Education

26.	National Institute for Handicapped, Islamabad	38.630	0.000	33.671	3.425	4.000	0.000
27.	National Special Education Primary Centre for Visually Handicapped, Islamabad	43.154	0.000	33.019	2.000	2.000	0.000
28.	Special Education Centres at Provincial Headquarters	170.000	0.000	71.376	30.000	5.000	0.000
29.	Special Education Centres at Divisional/District Headquarters Level	668.960	0.000	16.863	0.500	0.600	0.000

SOCIAL WELFARE

(Million Rupees)

Sl. No.	Name, Location and Status of the scheme	Estimated Cost		Expenditure upto June, 1992	Revised Estimates for 1992-93	PSDP 1993-94	
		Total	Foreign Aid			Total	Foreign Aid
1	2	3	4	5	6	11	12
30.	National Special Education Centre for Hearing Impaired Children, Islamabad	91.516	0.000	52.055	13.000	14.000	0.000
31.	National Special Education Centre for Physically Handicapped Children, Islamabad	80.045	0.000	37.017	7.250	11.220	0.000
32.	National Special Education Centre for Mentally Retarded Children, Islamabad	61.767	0.000	30.109	2.000	8.000	0.000
33.	National Special Education Centre for Integrated Education of Visually Handicapped Children, Islamabad	159.849	0.000	25.107	0.775	0.000	0.000
34.	National Institute of Special Education Islamabad (Phase-I & II)	19.960	0.000	10.344	4.000	4.000	0.000
35.	National Training Centre for Disabled Persons, Islamabad	14.406	0.000	12.982	3.800	0.000	0.000
36.	National Talking Book Centre, Islamabad	2.828	0.000	0.699	0.300	0.300	0.000
37.	Vocational Training Centre for Disabled at Lahore/Karachi	12.000	0.000	0.000	0.850	0.850	0.000
38.	Early Detection, Prevention & Community Based Rehabilitation for Children with Disability	19.950	0.000	0.000	0.400	0.400	0.000
39.	Transport Support for Special Education Centres, Islamabad (Revised)	13.800	0.000	4.311	3.000	3.000	0.000
40.	Establishment of Special Education Sequence at Post Graduate Level at the University of Karachi	9.500	0.000	4.652	1.000	1.000	0.000
41.	Expansion Plan of Sir Syed Academy for the Deaf, Rawalpindi	5.575	0.000	4.325	0.700	0.700	0.000
42.	Pilot Project on Training of Teachers in Special Education for Visually Handicapped in Collaboration with Allama Iqbal Open University, Islamabad	3.000	0.000	2.671	0.300	0.300	0.000
43.	Establishment of Special Education Sequence at Post-Graduate Level at the University of the Punjab, Lahore	9.500	0.000	2.862	0.500	0.500	0.000
44.	Pilot Vocational Training and Rehabilitation of Disabled Persons with Community Participation (ILO/UNDP).	16.890	0.000	0.000	1.010	2.500	2.000
Sub-total (Spl. Education)		1441.330	0.000	342.063	74.810	58.370	2.000

SOCIAL WELFARE

(Million Rupees)

Sl. No.	Name, Location and Status of the scheme	Estimated Cost		Expenditure upto June, 1992	Revised Estimates for 1992-93	PSDP 1993-94	
		Total	Foreign Aid			Total	Foreign Aid
1	2	3	4	5	6	11	12

Social Welfare Services

45.	Grant-in-aid for Social Work Education to Universities, Lahore, Jamshoro, Karachi, Peshawar and Quetta	1.850	0.000	0.579	0.040	0.050	0.000
46.	Construction of the building of Social Welfare Training Institute, Islamabad	14.100	0.000	0.000	0.000	0.000	0.000
47.	Grant-in-aid for Social Work Education to Colleges	1.800	0.000	1.543	0.041	0.050	0.000
48.	Pilot School Social Work Project, Islamabad	1.934	0.000	1.475	0.105	0.105	0.000
49.	Rural Community Development Project, Islamabad	4.418	0.000	3.429	0.476	0.476	0.000
50.	Establishment of Silai Markaz at, Islamabad	9.324	0.000	8.624	0.057	0.230	0.000
51.	Model Child Welfare Centre, Hummak, Islamabad	4.096	0.000	3.286	0.560	0.560	0.000
52.	Grant-in-aid to Voluntary Social Welfare Agencies Dealing with Senior Citizens, Islamabad	1.200	0.000	0.743	0.041	0.000	0.000
53.	Survey of the Elderly People, Islamabad	1.000	0.000	0.300	0.065	0.000	0.000
54.	Study of Causes & Nature of Child Labour, Islamabad	1.550	0.000	0.610	0.008	0.000	0.000
55.	Local/Foreign Training of Social Welfare Personnel in Public and Private Sector, Islamabad	7.935	0.000	0.110	0.008	0.000	0.000
56.	Social Service (Medical) Project T.B. Centre, Rawalpindi	1.063	0.000	0.889	0.104	0.114	0.000
57.	Establishment of Silai Markaz, Rawalpindi	17.984	0.000	6.882	0.209	0.000	0.000
58.	Social Welfare Training Institute, Islamabad	7.600	0.000	3.609	0.753	0.800	0.000
59.	Services for Children in Difficult Circumstances, Islamabad	11.386	0.000	0.003	0.109	0.800	0.000
60.	Social Services (Medical) Project Sheikh Zayed Hospital Complex, Lahore	1.063	0.000	0.864	0.104	0.300	0.000
61.	Senior Citizens Club at Lahore	2.437	0.000	0.000	0.061	0.000	0.000
62.	Social Services (Medical) Project National Institute of Cardiovascular Diseases, Karachi	1.063	0.000	0.776	0.104	0.110	0.000

SOCIAL WELFARE

(Million Rupees)

Sl. No.	Name, Location and Status of the scheme	Estimated Cost		Expenditure upto June, 1992	Revised Estimates for 1992-93	PSDP 1993-94	
		Total	Foreign Aid			Total	Foreign Aid
1	2	3	4	5	6	11	12
63.	Social Services (Medical) Project Jinnah Postgraduate Medical Centre, Karachi	1.866	0.000	0.830	0.104	0.110	0.000
64.	Establishment of Silai Markaz Karachi	14.336	0.000	0.000	0.073	0.090	0.000
65.	Rural Community Development Project, Jacobabad	4.800	0.000	0.516	0.220	0.200	0.000
66.	Senior Citizens Club at Karachi	2.437	0.000	0.000	0.061	0.000	0.000
67.	Senior Citizens Club at Peshawar	2.437	0.000	0.000	0.061	0.000	0.000
68.	Rural Community Development Project Sub-Division Mustuj, Chitral	4.800	0.000	0.366	0.222	0.250	0.000
69.	Social Service (Medical) Project Civil Hospital, Chitral	1.916	0.000	0.328	0.110	0.150	0.000
70.	Senior Citizens Club at Quetta	2.437	0.000	0.000	0.190	0.000	0.000
71.	Social Services (Medical) Project District HQ Hospital Skardu	1.526	0.000	0.607	0.110	0.100	0.000
72.	Comprehensive Community Centre, Chilas.	2.837	0.000	0.453	0.223	0.200	0.000
73.	Soical Services (Medical) Project District Hospital Gilgit	1.526	0.000	0.388	0.116	0.150	0.000
74.	Establishment of Senior Citizens Club, Islamabad	0.980	0.000	0.000	0.040	0.000	0.000
	Sub-total (Social Welfare Services)	133.701	0.000	37.210	4.375	4.845	0.000
National Council of Social Welfare							
75.	Financial Support and Technical Assistance to the Voluntary Social Welfare Agencies Through the National Council of Social Welfare.	19.000	0.000	4.680	4.860	7.000	0.000
76.	Grant for Holding Social Welfare Conferences (On All Pakistan Basis)	1.000	0.000	0.417	0.364	0.000	0.000
77.	Cell to Overseas Programme of the Voluntary Agecies Dealing with the Disabled.	1.573	0.000	1.258	0.102	0.102	0.000
78.	Grant for Self-Help Projects (On all Pakistan Basis)	6.500	0.000	0.900	0.891	0.891	0.000
79.	Grant for Evaluative Research Studies & Publication of Literature (On All Pakistan Basis)	6.000	0.000	1.135	0.729	0.750	0.000


SOCIAL WELFARE

(Million Rupees)

Sl. No.	Name, Location and Status of the scheme	Estimated Cost		Expenditure upto June, 1992	Revised Estimates for 1992-93	PSDP 1993-94	
		Total	Foreign Aid			Total	Foreign Aid
1	2	3	4	5	6	11	12
80.	Supportive Assistance to Voluntary Social Welfare Agencies Dealing with Welfare & Rehabilitation of Disabled, Lepers & Patients including T.B. Patients.	6.011	0.000	3.278	0.062	0.000	0.000
81.	Library Resource & Dissemination Centre	2.715	0.000	0.090	0.281	0.000	0.000
	Sub-total (N.C.S.W)	42.799	0.000	11.758	7.289	8.743	0.000
	Total	1617.830	0.000	391.031	86.474	71.958	2.000
	Provisional cut of 26.7%					19.213	0.534
	Total (Spl. Education & S.W. Div.)	1617.830	0.000	391.031	86.474	52.745	1.466
	Total	1901.904	0.000	523.624	99.384	83.206	2.000
	Provisional cut of 26.7%					22.216	0.534
	Total (Social Welfare)	1901.904	0.000	523.624	99.384	60.990	1.466

**RESEARCH, STATISTICS
AND PLANNING**

167--168




RESEARCH, STATISTICS AND PLANNING

(Summary)

(Million Rupees)

Sl. No.	Ministries/Divisions	PSDP 1993-94	
		Total	Foreign Aid
1	2	3	4
1.	Planning and Development Division	12.564	11.098
2.	Cabinet Division	7.293	0.000
3.	Economic Affairs Division	2.307	2.199
4.	Interior Division	2.932	0.000
Total (Research, Statistics & Planning)		25.096	13.297



RESEARCH, STATISTICS AND PLANNING

(Million Rupees)

Sl. No.	Name, Location and Status of the scheme	Estimated Cost		Expenditure upto June, 1992	Revised Estimates for 1992-93	PSDP 1993-94	
		Total	Foreign Aid			Total	Foreign Aid
1	2	3	4	5	6	7	8

PLANNING & DEV. DIVISION

1.	Pakistan Planning and Management Institute (PPMI) (App)	8.970	0.000	0.520	1.620	0.000	0.000
2.	Human Development Umbrella Project(UNDP).	17.640	17.640	0.000	7.500	10.140	10.140
3.	Economic Research Programme	33.240	0.000	12.660	2.430	1.000	0.000
4.	Jawaid Azfar Computer Centre (App) (World Bank).	19.000	16.000	6.808	0.810	6.000	5.000
Total		78.850	33.640	19.988	12.360	17.140	15.140
Provisional cut of 26.7%						4.576	4.042
Total (Planning & Dev. Division)		78.850	33.640	19.988	12.360	12.564	11.098

STATISTICS DIVISION

5.	Improvement of National Accounts Statistics (INAS) of Pakistan (Federal)(Netherlands) (App)(Phase-II).	89.250	89.250	76.109	11.605	0.000	0.000
6.	Pakistan Integrated House Hold Survey Project (World Bank)(Phase-III)(Un-app)	49.147	49.147	14.615	13.500	0.000	0.000
7.	Replacement and Modernization of Computer Facilities of the Federal Bureau of Statistics, Lahore, Islamabad, Peshawar & Karachi (UNDP).	154.500	80.500	113.994	6.840	0.000	0.000
8.	National Household Survey Capability Programme (UNDP/CIDA).	25.720	25.720	24.685	0.050	0.000	0.000
Total		318.617	244.617	229.403	31.995	0.000	0.000
Provisional cut of 26.7%						0.000	0.000
Total (Statistics Division)		318.617	244.617	229.403	31.995	0.000	0.000

CABINET DIVISION

9.	Upgradation and Modernization of Facilities of Pakistan Computer Bureau, Islamabad	46.141	0.000	32.541	3.164	6.950	0.000
10.	Establishment of Software Research and Development Facilities (PCB), Islamabad	9.550	0.000	0.839	0.400	0.000	0.000
11.	Purchase of Land & Construction of Building for National Language Authority, Islamabad	9.983	0.000	3.889	0.810	3.000	0.000
Total		65.674	0.000	37.269	4.374	9.950	0.000
Provisional cut of 26.7%						2.657	0.000
Total (Cabinet Division)		65.674	0.000	37.269	4.374	7.293	0.000

RESEARCH, STATISTICS AND PLANNING

(Million Rupees)

Sl. No.	Name, Location and Status of the scheme	Estimated Cost		Expenditure upto June, 1992	Revised Estimates for 1992-93	PSDP 1993-94	
		Total	Foreign Aid			Total	Foreign Aid
1	2	3	4	5	6	7	8

ECONOMIC AFFAIRS DIVISION

12. Computerisation of EAD data (Purchase of Hardware and Preparation of Software) (UNDP).	14.857	14.000	10.547	1.062	3.148	3.000
Total	14.857	14.000	10.547	1.062	3.148	3.000
Provisional cut of 26.7%					0.841	0.801
Total (Economic Affairs Division)	14.857	14.000	10.547	1.062	2.307	2.199

INTERIOR DIVISION

13. Automation of Registration Scheme—Pilot Project for Rawalpindi & Islamabad Districts (App).	64.100	0.000	43.450	4.050	4.000	0.000
Total	64.100	0.000	43.450	4.050	4.000	0.000
Provisional cut of 26.7%					1.068	0.000
Total (Interior Division)	64.100	0.000	43.450	4.050	2.932	0.000
Total (Res. Stat. & Planning)	542.098	292.257	340.657	53.841	25.096	13.297

ENVIRONMENT

173 174




ENVIRONMENT

(Summary)

(Million Rupees)

Sl. No.	Ministries/Divisions	PSDP 1993-94	
		Total	Foreign Aid
1	2	3	4
1.	Environment & Urban Affairs Divisions	36.549	11.286
2.	Planning and Development Division	7.330	7.330
3.	Agriculture Research Division	4.765	4.515
4.	Ministry of Water and Power	11.749	0.733
Total (Environment)		60.392	23.864



ENVIRONMENT

(Million Rupees)

Sl. No.	Name, Location and Status of the scheme	Estimated Cost		Expenditure upto June, 1992	Revised Estimates for 1992-93	PSDP 1993-94	
		Total	Foreign Aid			Total	Foreign Aid
1	2	3	4	5	6	7	8

ENVIRONMENT & U.A. DIVISION

1.	Development of Bagh-e-Quaid-e-Azam within grilled boundary wall, Karachi	265.640	0.000	0.001	4.050	10.000	0.000
2.	Construction of Ramp at Quaid-s Mazar	0.899	0.000	0.000	0.000	0.000	0.000
3.	Extension of Awan-e-Nawadrat-e-Quaid-e-Azam to provide space for Reception & Sauveneur Shop.	0.570	0.000	0.000	0.000	0.000	0.000
4.	Lumpsum Provision for Environment	0.000	0.000	0.000	2.249	0.000	0.000
5.	Pakistan Environmental Protection & Resource Conservation Institutional Strengthening of E & U.A. Division (App) (World Bank).	64.691	54.987	0.000	9.647	14.658	12.459
6.	Institutional Strengthening of Pakistan Environmental Protection (World Bank) (App).	26.091	22.170	0.000	6.346	3.457	2.938
7.	Strengthening of NCS Unit for Pakistan Phase-IV.	20.000	0.000	0.000	0.000	5.000	0.000
8.	Environmental Awareness through the use of Mass Media (App).	10.280	0.000	1.990	4.000	2.000	0.000
9.	Karachi Clean Development Programme.	37.000	0.000	0.000	20.000	10.000	0.000
10.	Kasur Clean Water Programme (App).	19.747	0.000	0.000	15.000	4.747	0.000
11.	Financial Support and NGOs.	50.000	0.000	0.000	0.000	0.000	0.000
12.	Engagement of Consultant for Preparation of Projects under NCS Action Plan.	2.000	0.000	0.000	0.000	0.000	0.000
13.	Establishment of Pak EPA Laboratory.	20.000	0.000	0.000	15.000	0.000	0.000
14.	Establishment of Library and Documentation Centre.	5.000	0.000	0.000	0.000	0.000	0.000
15.	Appointment of Consultant for Follow-up Action Relating to International Conventions, Treaties and Protestes.	3.000	0.000	0.000	0.000	0.000	0.000
16.	Establishment of Computerized Data Bank Documentation Centre in Respect of Physical Planning and Housing Sector in Urban Areas at National Level.	9.350	0.000	0.000	0.000	0.000	0.000

ENVIRONMENT

(Million Rupees)

Sl. No.	Name, Location and Status of the scheme	Estimated Cost		Expenditure upto June, 1992	Revised Estimates for 1992-93	PSDP 1993-94	
		Total	Foreign Aid			Total	Foreign Aid
1	2	3	4	5	6	7	8

17.	Establishment of Institute of Urban Development and Management	119.060	0.000	0.000	0.000	0.000	0.000
Total		653.328	77.157	1.991	76.292	49.862	15.397
Provisional Cut of 26.7%						13.313	4.111
Total (Env. & U.A. Division)		653.328	77.157	1.991	76.292	36.549	11.286

PLANNING & DEV. DIVISION

18.	Environment Section in Planning Division (CIDA)	19.560	15.490	0.000	0.810	0.000	0.000
Sub-total (Mian Planning)		19.560	15.490	0.000	0.810	0.000	0.000

ENERCON

19.	Consumer Power Factor Improvement Programme(ADB)	204.000	109.000	0.000	0.000	10.000	10.000
20.	Fuel Efficiency in Road Transport Sector, Islamabad (App).	178.320	175.000	0.000	0.000	0.000	0.000
21.	Agricultural Tubewell Energy Efficiency Improvement Programme	211.640	203.640	0.000	0.000	0.000	0.000
22.	Energy Efficiency Improvement Programme for Municipal Water Pumping System.	146.760	138.260	0.000	0.000	0.000	0.000
23.	Training of Tractor Operator Trainers on Operational Retrofits of Agricultural Tractors.	10.840	7.620	0.000	0.000	0.000	0.000
24.	Steam and Boiler System Efficiency Improvement Programme.	72.200	64.200	0.000	0.000	0.000	0.000
25.	Lighting Efficiency Improvement Programme.	383.200	357.000	0.000	0.000	0.000	0.000
Sub-total (ENERCON)		1206.960	1054.720	0.000	0.000	10.000	10.000
Total		1226.520	1070.210	0.000	0.810	10.000	10.000
Provisional Cut of 26.7%						2.670	2.670
Total (Planning & Dev. Division)		1226.520	1070.210	0.000	0.810	7.330	7.330

AGRI. RESEARCH DIVISION

26.	Genetic Resources Preservation and Seed Research Laboratory (Japan).	223.469	221.469	0.000	3.300	0.000	0.000
27.	Strengthening of Excotoxicological Research in Pakistan (UNDP)	16.932	14.432	0.000	0.000	6.500	6.160
Total		240.401	235.901	0.000	3.300	6.500	6.160
Provisional Cut of 26.7%						1.736	1.645
Total (Agri. Research Division)		240.401	235.901	0.000	3.300	4.765	4.515


ENVIRONMENT

(Million Rupees)

Sl. No.	Name, Location and Status of the scheme	Estimated Cost		Expenditure upto June, 1992	Revised Estimates for 1992-93	PSDP 1993-94	
		Total	Foreign Aid			Total	Foreign Aid
1	2	3	4	5	6	7	8

M/O WATER & POWER

28.	Mangla Water Shed Management Project Phase-I.	31.419	0.000	14.173	8.100	5.300	0.000
29.	Tarbella Watershed Management Project Phase-I. (WFP).	168.590	0.000	160.906	8.100	0.000	0.000
30.	Tarbella-Mangla Watershed Management Project Phase-II. (KFW/WFP).	573.883	456.865	0.000	0.000	10.728	1.000
	Total	773.892	456.865	175.079	16.200	16.028	1.000
	Provisional Cut of 26.7%					4.279	0.267
	Total (M/o Water & Power)	773.892	456.865	175.079	16.200	11.749	0.733
	Total	2894.141	1840.133	177.070	96.602	82.390	32.557
	Provisional Cut of 26.7%					21.998	8.693
	Total (Environment)	2894.141	1840.133	177.070	96.602	60.392	23.864



PART - II


**CORPORATIONS PUBLIC SECTOR
DEVELOPMENT PROGRAMME
1993-94**

181-182

WAPDA, PTC, NHA AND OGDC

(Million Rupees)

Corporations	Total	Rupee Financing through Budget	Foreign Aid Channelled through Budget	Self Financing	Bank Borrowing	Foreign Loan/ Equity
1	2	3	4	5	6	7
WAPDA	27500.000	0.000	7500.000	14044.000	0.000	5956.000
PTC	18300.000	0.000	1800.000	9800.000	1000.000	5700.000
NHA	11800.000	9160.236	2639.764	0.000	0.000	0.000
OGDC	7950.100	0.000	1000.000	5518.600	824.700	606.800
Total	65550.100	9160.236	12939.764	29362.600	1824.700	12262.800



WAPDA

(Million Rupees)

Sl. No.	Name, Location and Status of the Scheme	Estimated Cost		Expenditure upto June, 1992	Revised Estimates for 1992-93	Total PSDP 1993-94
		Total	Foreign Aid			
1	2	3	4	5	6	7

GENERATION**HYDEL**

1.	200 MW Mangla H.E.P.S. (Unit 9-10)	1390.000	726.000	1554.900	603.158	207.820
2.	Tarbela H.E.P.S.(Units 11-14)	10957.000	4922.000	9238.700	1806.649	605.235
3.	Golan Gol H.E.P.S. in Chitral	559.030	172.090	0.000	8.000	5.000
4.	Chashma Hydro Power Project.	5969.000	2924.000	96.200	754.843	912.000
5.	P & I Low Head Hydel	89.000	37.000	40.000	7.000	1.000
6.	Ghazi Brotha Hydro Power Project PC-II	249.000	64.000	277.700	66.930	5.000
7.	Basha Dam Project District Kohistan	841.740	442.520	19.600	43.339	133.300
8.	Rural Electrification in Northern Area Diamir, Gilgit & Baltistan.	4.878	0.000	4.700	1.000	0.000
9.	Comprehensive Planning in Jhelum River Basin	58.840	26.390	13.200	15.000	3.800
10.	Neelum Jhelum Complex	15012.000	7218.000	38.000	60.000	80.000
11.	Kohala Hydro Electric Project	241.070	106.850	1.000	1.000	10.000
12.	4-MW H.E.P.S. Kargha-Gilgit	141.050	0.000	104.700	23.000	0.000
13.	P & I Development in Gilgit Area	22.000	3.000	39.500	2.000	0.400
14.	Warsak Rehabilitation	1325.000	609.000	0.000	109.000	305.510
15.	Comprehensive Planning in Northern Area.	137.370	40.560	1.000	23.000	15.000
16.	Extension of Hydromat Network in N/Areas.	57.940	27.440	0.000	4.000	0.000
17.	Power Generation Coordination Improvement and Tariff Training.	17.675	14.625	0.000	0.000	17.675
Sub-total (Hydel)		37072.593	17333.475	11429.200	3527.919	2301.740

THERMAL

18.	600 MW CCP Guddu	4459.000	2750.000	4390.500	120.000	0.000
19.	3x210 MW O.F.P.S. Muzaffargarh Unit (1-3)	8568.000	3871.000	7530.600	1927.000	1600.000
20.	400 MW G.T.P.S. Kot Addu Unit (5-8)	3655.000	2128.000	4445.900	30.000	6.400
21.	224 MW Combined Cycle Kot Addu (Unit 9-10)	2777.000	1396.000	3112.500	456.400	264.500
22.	250 MW OFPS Jamshoro Unit 1	3530.000	1660.000	6306.700	171.000	29.000

WAPDA

(Million Rupees)

Sl. No.	Name, Location and Status of the Scheme	Estimated Cost		Expenditure upto June, 1992	Revised Estimates for 1992-93	Total PSDP 1993-94
		Total	Foreign Aid			
1	2	3	4	5	6	7
23.	3 x 210 MW OFPS Jamshoro (Unit 2-4)	6434.000	3426.000	7761.500	332.300	121.500
24.	Rehabilitation of Thermal Power Plant	1327.000	860.000	864.400	230.000	170.000
25.	40 MW Combined Cycle Kotri	615.000	335.000	110.400	765.200	334.600
26.	40 MW Combined Cycle Faisalabad	621.000	335.000	67.700	835.800	261.900
27.	3 x 50 MW F.B.C. Lakhra (1-3)	2651.000	1389.000	1581.500	1772.000	791.600
28.	Additional 300 MW CCP Guddu (Unit 6-7-8)	2586.000	1570.000	3873.400	2072.000	821.100
29.	350 MW O.F.P.S. Jamshoro (Units-5)	7121.000	3227.000	0.000	2.000	0.000
30.	Expansion of Coal Station Quetta (Study)	0.000	0.000	0.000	2.000	0.000
31.	224 MW CCP Kot Addu (Units 11-12)	3524.000	2712.000	145.500	1534.600	2000.000
32.	300 MW CCP Kot Addu (Units 13-15)	5249.000	3291.000	0.000	843.500	5000.000
33.	Imported Coal Lasbela	0.000	0.000	10.100	3.000	0.000
34.	3 x 50 MW F.B.C. Lakhra (4-6)	3617.000	2046.000	0.000	1.000	0.000
35.	WAPDA Private Power Group	0.000	0.000	0.000	12.000	0.000
36.	2x210 MW OFPS Muzaffergarh Unit (5-6)	6421.000	2898.000	426.200	1767.000	3000.000
37.	210 MW OFPS Muzaffergarh (Unit-4)	2958.000	1649.000	0.000	432.600	1750.000
38.	600 MW CCP at Sahiwal (Study) (Units 1-2)	11187.000	7722.000	0.000	10.000	0.000
	Sub-total (Thermal)	77300.000	43265.000	40626.900	13319.400	16150.600
	Total (Generation)	114372.593	60598.475	52056.100	16847.319	18452.340


TRANSMISSION

39.	3rd 500 KV Tarbela-Lahore Transmission Lines.	1389.000	586.000	1070.500	328.327	391.000
40.	500 KV Tarbela-Peshawar Transmission Line	1630.000	972.000	484.400	187.450	474.728
41.	Modernization of LDP.	1555.000	759.000	1880.800	174.300	146.000
42.	High Tension & Short Circuit Testing Laboratory	460.000	408.000	0.000	3.000	0.500
43.	220 KV Guddu-Sibbi Quetta Transmission Line	955.000	202.000	521.400	391.000	193.020
44.	Modernization of Network Analyser	67.900	51.910	0.700	10.000	45.000
45.	Power System Transmission Planning Study	311.310	264.000	57.400	160.000	72.200

WAPDA

(Million Rupees)

Sl. No.	Name, Location and Status of the Scheme	Estimated Cost		Expenditure upto June, 1992	Revised Estimates for 1992-93	Total PSDP 1993-94
		Total	Foreign Aid			
1	2	3	4	5	6	7
46.	2nd 500 KV Lahore-Multan- Jamshoro Transmission Line	4823.000	1992.000	7044.100	664.414	932.015
47.	500 KV Hub Chowki Jamshoro Transmission Line	4276.000	1670.000	0.000	368.000	368.000
48.	500 KV Contamination Study	4823.000	1621.000	0.000	6.000	3.000
49.	3rd 500KV Jamshoro - Lahore Transmission Line	9806.000	4383.000	727.500	1755.920	2915.780
50.	Upgrading of 220 KV S/Station at Rewat to 500 KV.	682.000	682.000	0.000	70.200	430.000
51.	220 KV D/C Peshawar - Daudkhel-7 Industrial Estates T/Line.	92.525	66.870	0.000	49.000	55.000
52.	500 KV Tadjikistan to Peshawar Transmission Line PC-II.	622.290	273.730	0.000	0.000	1.000
53.	Upgradation of 500 KV Ghakkar Grid Station In & Out Rawat - Lahore.	0.000	0.000	0.000	0.000	100.000
54.	Secondary Transmission and Grid Stations (STG)	37652.000	16022.000	0.000	3962.621	3700.000
Sub-total (Transmission)		69145.025	29953.510	11786.800	8130.232	9827.243
DISTRIBUTION						
55.	Distribution of Power(Urban)	3047.000	371.000	1378.000	503.000	900.000
56.	Distribution, Rehabilitation, Renovation and Augmentation.	2462.000	1557.000	2322.400	1193.000	1750.000
57.	Gujranwala Agricultural Development Project	176.000	95.000	122.900	65.000	70.000
Sub-total (Distribution)		5685.000	2023.000	3823.300	1761.000	2720.000
Total		189202.618	92574.985	67666.200	26738.551	30999.583
Provisional cut 11.3%						3499.583
Total (WAPDA)		189202.618	92574.985	67666.200	26738.551	27500.000



PAKISTAN TELECOMMUNICATIONS CORPORATION

(Million Rupees)

Sl. No.	Name, Location and Status of the Scheme	Estimated Cost		Expenditure upto June, 1992	Revised Estimates for 1992-93	Total PSDP 1993-94
		Total	Foreign Aid			
1	2	3	4	5	6	7

400000 NEW TELEPHONE LINES

1. Expansion of local telephone system by 446,000 lines in Pakistan (III/89-89). Appd/300	8482.000	3418.000	5257.000	1415.000	900.000
2. Expansion of local telephone system in Pakistan by 275,000 lines, (Phase-ii), 7th Plan, (XVII/90-91).	5851.000	2646.000	308.550	5042.450	500.000
3. Inst. of 100000 additional Telephone Lines in KTR during 7th Five Year Plan (VI/92-93) appd/300.	2330.000	1018.000	0.000	1830.000	500.000
4. Inst. of 130000 additional Telephone Lines in LTR during 7th Five Year Plan (VII/92-93) appd/300.	3038.000	1321.000	0.000	1947.700	1090.300
5. Inst. of 35000 additional Telephone Lines in ITR during 7th Five Year Plan (VIII/92-93) appd/300.	834.000	365.000	0.000	668.000	166.000
6. Inst. of 120000 additional Telephone Lines in CTR, FTR, NTR, STR, and WTR during 7th Five Year plan (X/92-93)(Appd/300)	2600.000	1003.000	0.000	1600.000	1000.000
7. Expansion of local Telephone system in Pakistan by 500,000 lines during 8th Plan Phase-I.	12500.000	6000.000	0.000	0.000	4670.100
8. ISDN Pilot Project.	60.000	0.000	0.000	0.000	20.000
9. Provision of Secure Cellular Mobile Telephone Service.	324.000	250.000	0.000	0.000	10.000
10. Improvement of Telecom Facilities for Murree Hills Tract Gallyat.	88.460	49.020	0.000	0.000	55.000
11. Provision of Mobile Satellite Communication System in PIA A310 and VVIP-B737 Aircrafts.	25.600	24.120	0.000	0.000	25.600
Sub-total:-	36133.060	16094.140	5565.550	12503.150	8937.000

REPLACEMENT 70000 LINES

12. Replacement of 75000 lines of F-1 equipment. (XIX/84-85) Appd/692.	529.000	247.500	480.900	11.300	36.800
13. Replacement of 6000 lines E.S.S. N.E.C. Exchange at Egerton Road, Lahore (VIII/91-92) Appd/692.	51.000	24.000	0.000	0.500	50.500

PAKISTAN TELECOMMUNICATIONS CORPORATION

(Million Rupees)

Sl. No.	Name, Location and Status of the Scheme	Estimated Cost		Expenditure upto June, 1992	Revised Estimates for 1992-93	Total PSDP 1993-94
		Total	Foreign Aid			
1	2	3	4	5	6	7

14.	Replacement of 100000 old lines	2500.000	1250.000	0.000	0.000	479.700
Sub-total:--		3080.000	1521.500	480.900	11.800	567.000

LONG DISTANCE NETWORK

15.	Establishment of Optic Fibre Link between Rawalpindi-Peshawar. (XIV/90-91) Appd/300.	139.220	80.000	2.000	107.220	30.000
16.	Establishment of Optic Fibre Transmission link between Digital Transit Exchanges (DTEs) in Pakistan. (XI/90-91) Appd/300.	234.500	92.510	0.000	5.000	199.770
17.	Establishment of Optic Fibre Link between Karachi & Peshawar alongwith Highway on West Bank of River Indus. (XVIII/91-92)Appd/300.	712.760	320.000	156.330	18.320	250.000
18.	Provision of O/F link on subsidiary routes (XIV/91-92) Appd/300.	76.250	39.000	0.000	50.000	26.250
19.	Provision of line Terminal and Multiplex eqpt. for expan. of O/F cable Network in Pakistan during 7th Five Year Plan (I/92-93) Appd/300.	129.920	93.140	0.000	70.000	59.920
20.	Provision of Multiplex equipment between Sukkur-Quetta. (I/91-92) Appd/300.	43.060	25.050	0.000	20.000	23.060
21.	Providing Digital Microwave Radio system on subsidiary routes (XVI/89-90) Appd/300.	811.000	395.500	0.000	1.000	610.000
22.	Providing transmission media for subsidiary routes. (Phase-II) (Appd.)	1167.380	499.030	0.000	200.000	223.000
23.	Establishment of Digital Transmission link (140 Mbs) on existing Optic Fibre Cable.	16.000	9.000	0.000	0.000	16.000
24.	Provision of Digital Transmission Media on Trunk & Subsidiary Routes through Digital Radio Links.	1000.000	400.000	0.000	0.000	50.000
25.	Provision of Transmission Media through Optical Fibre Link on Trunk & Subsidiary routes in Pakistan.	1200.000	480.000	0.000	0.000	210.000
26.	Loading & utilization of additional Fibre Pairs on the existing Optical Fibre Network on main trunk routes.	600.000	360.000	0.000	0.000	50.000

PAKISTAN TELECOMMUNICATIONS CORPORATION

(Million Rupees)

Sl. No.	Name, Location and Status of the Scheme	Estimated Cost Expenditure			Revised Estimates for 1992-93	Total PSDP 1993-94
		Total	Foreign Aid	upto June, 1992		
1	2	3	4	5	6	7
27.	Feasibility study for strengthening of Regional Telecommunication facilities and Optical Fibre Cable between Dushenba - Malakand on Power Transmission Lines.	5.000	2.000	0.000	0.000	2.000
28.	Optic Fibre Cable along Motorway Rawalpindi-Lahore.	150.000	100.000	0.000	0.000	50.000
Sub-total:-		6285.090	2895.230	158.330	471.540	1800.000
<u>TRANSIT AND NWD EXPANSION</u>						
29.	Providing NWD facilities to 62 important towns and 121 Tehsil Headquarters in Pakistan during 7th Five Year Plan (XVIII/88-89) Appd/300.	201.600	86.400	98.680	60.000	42.920
30.	Expansion of Existing Digital Transit Exchanges and new PTDC during 7th Five Year Plan (XVIII/89-90) Appd/300.	436.580	245.200	157.350	100.000	179.230
31.	Installation of 500 trunk positions during 7th Five Year Plan (III/91-92) Appd/300.	207.390	139.750	0.000	50.390	157.000
32.	Provision of NWD facilities to 92 new stations & expansion of existing DTEs & terminals during 7th Five Year Plan. (Phase-II) (XIX/91-92) Appd/300.	1990.000	931.000	0.000	300.000	788.850
33.	Provision of NWD facilities to new and Expansion of transit exchanges during 8th Plan (Phase-1).	1000.000	500.000	0.000	0.000	300.000
Sub-total:-		3835.570	1902.350	256.030	510.390	1468.000
<u>BUILDINGS</u>						
34.	Extension of T&T Dte-General (XVIII/85-86) Appd/300.	89.000 (23.60)	0.000	12.800	27.200	49.000
35.	Construction of Telephone House at Mall Road Peshawar Cantt. (XVI/91-92) Appd/300.	32.630	0.000	0.000	0.000	32.630
36.	Construction of Administrative Block for WTR Quetta (III/92-93) Appd/300.	30.000	0.000	0.000	3.000	20.390
37.	Construction of 2nd floor over the existing SAOTR building Zero Point, Islamabad (II/92-93) Appd/300.	2.250	0.000	0.000	1.000	1.250
38.	Provision of two additional lifts at Telecom Building, Marton Road Karachi (XIX/91-92) Appd/300.	12.000 (4.57)	0.000	0.000	4.570	7.430

PAKISTAN TELECOMMUNICATIONS CORPORATION

(Million Rupees)

Sl. No.	Name, Location and Status of the Scheme	Estimated Cost		Expenditure upto June, 1992	Revised Estimates for 1992-93	Total PSDP 1993-94
		Total	Foreign Aid			
1	2	3	4	5	6	7
39.	Establishment of Posts & Telecom. Services Museum(III/92-93) Appd/300.	140.000	0.000	0.000	0.000	38.000
40.	Construction of Multi-storeys in Telecommunication Administration Buildings in major cities.	2000.000	0.000	0.000	0.000	447.000
41.	Renovation of Major Telecom Buildings of PTC.	100.000	0.000	0.000	0.000	20.000
42.	Construction of Boundary wall Guard room for protection of Microwave stations (Key points) for WTR Quetta.	9.300	0.000	0.000	0.000	9.300
Sub-total:-		2415.180	0.000	12.800	35.770	625.000

DATA COMMUNICATION

43.	Provision of Mainframe at T&T Computer Centre Lahore (XVIII/90-91) Appd/300.	19.820	0.000	0.000	10.000	9.820
44.	Provision of 50 facsimile machines for use of Switched telephone Network Telephone lines.	16.000	0.000	0.000	0.000	6.000
45.	Computerization inventory (Store Organization)	19.870	0.000	0.000	0.000	19.870
46.	Provision of PTC Database/M.I.S.	76.000	38.000	0.000	0.000	76.000
47.	Expansion of Packet Switching Public Data Network in Pakistan.	100.000	88.000	0.000	0.000	100.000
48.	Purchase of Computer for the office of D.G. (International Communication).	2.510	0.000	0.000	0.000	2.510
49.	Provision of Computer Hardware & Software for establishment of Local Area Networks & Database in PTC.	50.000	0.000	0.000	0.000	37.800
Sub-total:-		284.200	126.000	0.000	10.000	252.000

BILLING REFORMS

50.	Implementation of Billing Reforms.	900.000	0.000	0.000	0.000	720.000
Sub-total:-		900.000	0.000	0.000	0.000	720.000

MODERNIZATION OF 17,18 POSITIONS

51.	Improving Maintenance and quality of Telephone Services (V/90-91) Appd/300.	37.600	31.800	0.000	10.000	27.600
52.	Introduction of Special Services with Uniform Codes (XIII/91-92) Appd/300.	35.000	14.750	0.000	15.880	19.120

PAKISTAN TELECOMMUNICATIONS CORPORATION

(Million Rupces)

Sl. No.	Name, Location and Status of the Scheme	Estimated Cost		Expenditure upto June, 1992	Revised Estimates for 1992-93	Total PSDP 1993-94
		Total	Foreign Aid			
1	2	3	4	5	6	7
53.	Provision of new and improved Centralized Enquiry (17) Service in KTR, Karachi (VI/91-92) Appd/300.	14.350	0.000	0.000	10.000	4.350
54.	Establishment of Telecom. Customers Services Centre in Karachi (IV/92-93) Appd/300.	12.550	0.000	0.000	3.000	9.550
55.	Computerization of Directory Assistance System for Lahore (Appd).	12.850	0.000	0.000	0.000	12.850
56.	Establishment of Customer Services Centres in Main cities of Pakistan.	200.000	0.000	0.000	0.000	130.000
57.	Providing of Computerized Directory System in major cities/towns in Pakistan.	250.000	140.000	0.000	0.000	246.530
Sub-total:-		562.350	186.550	0.000	38.880	450.000
<u>REHABILITATION OF NETWORK</u>						
58.	Replacement of 75000 Telephone lines including associated un-servicable cable network and A/C plants and also 300 vehicles (X/91-92) Appd/692.	1141.000	410.000	0.000	220.000	817.000
59.	Optimisation of Network in Pakistan.	1000.000	500.000	0.000	0.000	183.000
60.	Replacement of old assets relating to transmission sector.	356.500	191.970	0.000	0.000	100.000
Sub-total:-		2497.500	1101.970	0.000	220.000	1100.000
<u>REPLACEMENT OF OPEN WIRE</u>						
61.	Replacement of Open Wire Lines by Optical Fibre links.	500.000	300.000	0.000	0.000	180.000
Sub-total:-		500.000	300.000	0.000	0.000	180.000
<u>NETWORK MANAGEMENT CENTRE</u>						
62.	Strengthening of Radio Frequency Management & Monitoring Units (Phase-1) (Appd).	17.390	16.500	0.000	0.000	10.000
63.	Establishment of Network Management Centre at National and Regional levels in PTC.	300.000	200.000	0.000	0.000	20.000

PAKISTAN TELECOMMUNICATIONS CORPORATION

(Million Rupees)

Sl. No.	Name, Location and Status of the Scheme	Estimated Cost		Expenditure upto June, 1992	Revised Estimates for 1992-93	Total PSDP 1993-94
		Total	Foreign Aid			
1	2	3	4	5	6	7

64. Establishment of Frequency Management & Monitoring System in Pakistan (Phase-II).	300.000	200.000	0.000	0.000	15.000
---	---------	---------	-------	-------	--------

Sub-total:-	617.390	416.500	0.000	0.000	45.000
-------------	---------	---------	-------	-------	--------

TRAINING

65. Training facilities in Pakistan (UNDP) (VII/86-87) Appd/300.	148.870	57.750	15.000	30.000	50.000
--	---------	--------	--------	--------	--------

66. Establishment of Regional Telecom. School at Faisatabad (XXI/91) Appd/300.	28.630	0.000	0.000	5.000	23.630
--	--------	-------	-------	-------	--------

67. Establishment of National Post Graduate Institute of Telecommunication & Information at Islamabad (VII/91-92) Appd/300.	25.630	5.260	0.000	2.500	23.130
---	--------	-------	-------	-------	--------

68. Upgradation of existing training institutions.	414.000	63.000	0.000	0.000	11.240
--	---------	--------	-------	-------	--------

69. Establishment of new training institution.	211.000	40.000	0.000	0.000	20.000
--	---------	--------	-------	-------	--------

70. Development of laboratories & Training Services in Post Graduate Institute of Telecom. informatics at Islamabad.	60.000	33.500	0.000	0.000	60.000
--	--------	--------	-------	-------	--------

Sub-total:-	888.130	199.510	15.000	37.500	188.000
-------------	---------	---------	--------	--------	---------

CONSULTANCIES

71. Consultancy Service for Assurance of Quality Control in Local Network against 850,000 lines to be laid. (Appd).	25.000	10.000	0.000	0.000	25.000
---	--------	--------	-------	-------	--------

72. Consultancy Services for Outside Plant, Statellite Transmission, New Service, Network Management, Rural Communication and Quality assurance in PTC Network.	500.000	250.000	0.000	0.000	375.000
---	---------	---------	-------	-------	---------

Sub-total:-	525.000	260.000	0.000	0.000	400.000
-------------	---------	---------	-------	-------	---------

OVERSEAS (GATEWAY SATELLITE EARTH STATION ETC)

73. Expansion of Karachi - Islamabad International Gateway Exchanges, Karachi (XIII/90-91) Appd/300. Karachi 1500 circuits. Islamabad 1400 circuits.	765.200	523.400	20.000	365.000	380.200
--	---------	---------	--------	---------	---------

PAKISTAN TELECOMMUNICATIONS CORPORATION

(Million Rupees)

Sl. No.	Name, Location and Status of the Scheme	Estimated Cost		Expenditure upto June, 1992	Revised Estimates for 1992-93	Total PSDP 1993-94
		Total	Foreign Aid			
1	2	3	4	5	6	7
74.	Expansion of International Gateway Exchange at Islamabad by 560 I.C. as an Interim Arrangement (IX/92-93) Appd/300.	50.618	34.090	0.000	5.000	45.618
75.	Enhancement of Satellite Circuits with UK by use of digital circuits Multiplication equipment employing L.R.E. and D.S.I. (VII/89-90) Appd/300.	18.750	12.390	0.000	10.000	8.750
76.	Expansion of Satellite Earth Station at Karachi and Islamabad (Appd/300) (Current). (XII/90-91).	175.350	115.810	25.000	1.000	149.350
77.	Provision of transportable Satellite terminals for use at remote locations and during emergencies (V/90-91) Appd/300.	5.930	4.930	0.000	5.430	0.000
78.	Expansion and Modernization of Maritime Communication facilities in Pakistan (XV/91-92) Appd/300.	295.960	177.000	0.000	50.000	135.120
79.	Provision of B. Polarization to Standard 'A' Antenna at Malach - Islamabad.	7.850	5.200	0.000	0.000	7.850
80.	Improvement of Domsat Earth Station Malach, Gilgit, Skardu and Gawadar.	7.600	5.050	0.000	0.000	7.600
81.	Feasibility study for Provision of Mobile Telecommunication Services in Trains & Aircrafts.	5.000	2.000	0.000	0.000	2.000
82.	Modernization & Expansion of Satellite Earth Stations Karachi & Islamabad.	300.000	180.000	0.000	0.000	119.510
83.	Feasibility study for participating in the FLAG Submarine Cable.	5.000	2.000	0.000	0.000	2.000
84.	Expansion of Domsat Network in Pakistan including new stations.	500.000	300.000	0.000	0.000	180.000
85.	Replacement of International Gateway Exchange at Karachi.	500.000	250.000	0.000	0.000	110.000
Sub-total:-		2637.258	1611.870	45.000	436.430	1147.998
CENTRE OF DIGITAL DEVELOPMENT TECHNOLOGY						
86.	Centre for Digital Development Technology (CDT) (Appd.)	518.600	338.000	0.000	0.000	90.000
Sub-total:-		518.600	338.000	0.000	0.000	90.000

PAKISTAN TELECOMMUNICATIONS CORPORATION

(Million Rupees)

Sl. No.	Name, Location and Status of the Scheme	Estimated Cost		Expenditure upto June, 1992	Revised Estimates for 1992-93	Total PSDP 1993-94
		Total	Foreign Aid			
1	2	3	4	5	6	7

RURAL COMMUNICATIONS

87. Digitalization of Rural Communication (Phase-I).	1000.000	500.000	0.000	0.000	180.000
---	----------	---------	-------	-------	---------

Sub-total:-	1000.000	500.000	0.000	0.000	180.000
-------------	----------	---------	-------	-------	---------

WELFARE ETC.

88. Construction of Mosque and Madrassa at Telephone House Islamabad (XVII/89-90) Appd/300	2.150	0.000	0.000	0.000	2.150
--	-------	-------	-------	-------	-------

89. Provision of Welfare amenities for PTC employees and their families in Pakistan (V/92-93) Appd.	59.337	0.000	0.000	2.000	57.337
---	--------	-------	-------	-------	--------

90. Provision of 3500 Staff Quarters Residential Accommodation in KTR, LTR, ITR, CTR, WTR, NTR, FTR, STR, OTR, Training Region and PTC H/Qs Islamabad.	1000.000	0.000	0.000	0.000	480.510
---	----------	-------	-------	-------	---------

Sub-total:-	1061.487	0.000	0.000	2.000	539.997
-------------	----------	-------	-------	-------	---------

P.C.Os IN RURAL AREAS

91. Provision of 5000 LD PCOs in Pakistan (IV/91-92) Appd/300.	875.800	320.150	0.000	0.000	310.000
---	---------	---------	-------	-------	---------

Sub-total:-	875.800	320.150	0.000	0.000	310.000
-------------	---------	---------	-------	-------	---------


Total	64616.615	27773.770	6533.610	14277.460	18999.995
Provisional Cut 3.7%					699.995

Total (Pak. Telcomm. Corporation)	64616.615	27773.770	6533.610	14277.460	18300.000
--	------------------	------------------	-----------------	------------------	------------------

OIL & GAS DEVELOPMENT CORPORATION

(Million Rupees)

Sl. No.	Name, Location and Status of the Scheme	Estimated Cost		Expenditure upto June, 1992	Revised Estimates for 1992-93	PSDP 1993-94
		Total	Foreign Aid			
1	2	3	4	5	6	7
1.	Development of Oil & Gas Resources Project (DOG)	4869.200	2039.600	2575.000	1891.400	1251.700
2.	Second Oil and Gas Development Project (OGDP-II)	1935.400	1253.600	92.000	0.000	147.000
3.	Pirkoh Development Project Phase-III	4146.300	2256.300	2787.600	119.500	147.000
4.	Dhodak Development Project	2846.300	1509.800	203.900	989.200	1100.400
5.	UCH Development Project	280.100	127.700	4.800	147.000	252.000
6.	Nandpur Development Project	330.900	215.800	40.000	63.000	362.800
7.	Tando Alam Development Project	608.500	398.200	119.200	137.500	79.300
8.	Joint Venture Schemes	0.000	0.000	1256.700	1639.600	4072.700
9.	Missa Keswal Development Project	0.000	0.000	0.000	0.000	220.600
10.	Sadkal Development Project	0.000	0.000	0.000	0.000	167.700
11.	Fimkassar Development Project	0.000	0.000	0.000	102.400	68.100
12.	Development of New Discoveries	0.000	0.000	0.000	0.000	165.800
13.	Purchase of Equipment	0.000	0.000	0.000	0.000	392.600
14.	OGDC Office Building	271.200	32.700	0.000	11.600	22.400
Total		15287.900	7833.700	7079.200	5101.200	8450.100
Provisional cut 1.2%						500.000
Total(OGDC)		15287.900	7833.700	7079.200	5101.200	7950.100



NATIONAL HIGHWAYS AUTHORITY

(Million Rupees)

Sl. No.	Name, Location and Status of the scheme	Estimated Cost		Expenditure upto June, 1992	Revised Estimates for 1992-93	PSDP 1993-94
		Total	Foreign Aid			
1	2	3	4	5	6	7
1.	Fourth Highway Project (IBRD).	4801.000	2544.000	2811.636	1504.779	404.100
2.	Improvement of Indus Highway.(N-55)(OECF)	11000.000	8800.000	1150.930	1500.000	816.984
3.	Improvement of N-35 from Hasanabdal-Abbottabad (Islamic Bank)	175.000	90.000	111.000	58.156	2.196
4.	Maintenance Backlog Reduction Programme Phase-I (Appd.) (IBRD).	3600.000	1136.000	336.623	369.834	232.796
5.	Re-surfacing & Strengthening Programme (Appd.) (IBRD)	853.000	426.000	272.828	210.815	43.924
6.	ADB Provincial Highways	121.030	114.983	12.700	24.858	0.000
7.	Lahore Islamabad Motorway (M-1).	27899.000	9600.000	4124.000	2776.027	5200.000
8.	Islamabad-Peshawar Motorway (M-2).	13320.000	5328.000	0.000	2400.000	2000.000
9.	Gwadur Ratodero Motorway.	14730.570	0.000	0.000	300.000	300.000
10.	Sheikhupura - Multan - D.G. Khan	35500.000	0.000	0.000	0.000	1000.000
11.	D.I.Khan Kuchlak Road, N-50	1000.000	0.000	290.875	45.434	0.000
12.	Quetta - Taftan N-40.	400.000	0.000	174.200	72.695	0.000
13.	Hub-Bela - Saryab Road (N-25)	429.950	0.000	89.998	27.260	0.000
14.	Flood Damages N-65 (Quetta-Sibi)	102.000	0.000	93.180	8.015	0.000
15.	Balelli Bypass	32.365	0.000	0.000	30.000	0.000
16.	Highway Safety Improvement	100.000	0.000	15.100	20.000	0.000
17.	Overhead Bridge at Wazirabad	45.530	0.000	10.000	35.530	6.060
18.	Tal Parachinar Road	398.586	0.000	50.000	100.000	0.000
19.	Chiniot Bridge.	310.000	0.000	0.000	150.000	68.697
20.	Additional Carriageway Kharian to Rawalpindi (N-5)	2265.000	0.000	50.000	700.000	162.902
21.	Additional Carriageway Hala to Mian Channu. (N-5)	<u>12987.000</u>	<u>0.000</u>	<u>0.000</u>	<u>24000.000</u>	<u>516.941</u>
	a) Hala - Moro.	1561.000	0.000	0.000	0.000	54.301
	b) Moro - Kotri Kabir.	1568.000	0.000	0.000	0.000	108.601
	c) Kotri Kabir - Baberlo.	1834.000	0.000	0.000	0.000	108.601
	d) Baberlo - Ubaro.	820.000	0.000	0.000	0.000	54.301
	e) Ubaro - Rahim Yar Khan	880.000	0.000	0.000	0.000	136.836
	f) Bahawalpur - Multan.	1119.000	0.000	0.000	0.000	54.301
	g) Others	5205.000	0.000	0.000	0.000	0.000

NATIONAL HIGHWAYS AUTHORITY

(Million Rupees)

Sl. No.	Name, Location and Status of the scheme	Estimated Cost		Expenditure upto June, 1992	Revised Estimates for 1992-93	PSDP 1993-94
		Total	Foreign Aid			
1	2	3	4	5	6	7
22.	Additional Carriageway Lahore – Okara(N-5)	1900.000	0.000	0.000	300.000	135.752
23.	Lahore Bypass	2600.000	0.000	0.000	500.000	244.353
24.	Kotri Bridge and Hyderabad bypass	583.534	0.000	433.534	90.868	27.150
25.	Additional Carriageway Chablat to Nowshera	1646.478	0.000	0.000	50.000	162.902
26.	Traffic Count Programme	5.990	0.000	0.000	1.500	0.000
27.	Feasibility Study Mckran Coastal Road	21.700	0.000	0.000	12.250	0.000
28.	Dualization of Islamabad – Muree Road	<u>2300.000</u>	<u>0.000</u>	<u>0.000</u>	<u>200.000</u>	<u>27.880</u>
	a) Islamabad Chowk – Satra Mile.	130.000	0.000	0.000	0.000	0.000
	b) Satra Mile – Jhika Gali.	2070.000	0.000	0.000	0.000	0.000
	c) Others	100.000	0.000	0.000	0.000	0.000
29.	Improvement of Murree Road (Faizabad/Marir)	0.000	0.000	0.000	0.000	3.030
30.	Improvement of Kalabagh–Shakardara–Lachi Road	160.000	0.000	0.000	30.000	30.303
31.	Barian Nathia Gali Abbottabad	1500.000	0.000	0.000	200.000	60.606
32.	Improvement of N-25 Karachi – Quetta	2029.000	0.000	0.000	250.000	175.000
33.	Improvement of N-40 Quetta – Taftan	1656.000	0.000	0.000	110.000	140.000
34.	Improvement of Qila Saifullah – D.G.Khan (N-70).	950.000	0.000	0.000	110.000	17.500
35.	N-50 Kuchlak – Dhanasar – Mughalkot.	1120.000	0.000	0.000	0.000	17.500
36.	Feasibility Studies	335.350	0.000	0.000	262.250	2.424
37.	Completed Projects (Lump sum).	0.000	0.000	0.000	39.000	1.000
Total (National Highways Authority)					15086.632	11800.000

OTHER FEDERAL PUBLIC SECTORS CORPORATIONS

(Million Rupees)

Corporations	Total	Self Financing	Bank Borrowing	Local Equity	Foreign Loan/ Equity
1	2	3	4	5	6
<u>INDUSTRY</u>					
SEC	209.59	0.00	159.59	0.00	50.00
NFC	198.00	198.00	0.00	0.00	0.00
SCCP	632.00	19.00	332.00	0.00	281.00
FCCCL	5.03	0.23	0.00	0.00	4.80
USC	83.74	0.00	83.74	0.00	0.00
PIDC	3.30	3.30	0.00	0.00	0.00
Total (Industry)	1131.66	220.53	575.33	0.00	335.80
<u>FUELS</u>					
SSGC	7187.00	2039.00	800.00	1500.00	2848.00
NRL	218.83	6.80	68.03	0.00	144.00
PARL	1660.00	1152.00	0.00	0.00	508.00
Total (Fuels)	9065.83	3197.80	868.03	1500.00	3500.00
<u>TRANSPORT & COMMUNICATIONS</u>					
CAA	1285.14	0.00	0.00	556.00	729.14
PIAC	300.00	200.00	100.00	0.00	0.00
PPSC	50.00	0.00	50.00	0.00	0.00
Total (T & C)	1635.14	200.00	150.00	556.00	729.14
<u>POWER</u>					
KESC	5027.93	1614.35	1452.90	0.00	1960.68
<u>MASS MEDIA</u>					
PTV	51.57	51.57	0.00	0.00	0.00
Total:	16912.13	5284.25	3046.26	2056.00	6525.62

Muhammad Saleem Khan