

(1)



**GOVERNMENT OF PAKISTAN  
PLANNING COMMISSION**

---

---

**FEDERAL GOVERNMENT  
PUBLIC SECTOR DEVELOPMENT  
PROGRAMME 1991-92  
(REVISED)**

---

---

*(PROGRAMMING SECTION)  
SEPTEMBER 1991*

PUBLIC SECTOR DEVELOPMENT PROGRAMME 1991-92

TABLE OF CONTENTS

	Pages
<b>A. SUMMARY TABLES</b>	
I. Public Sector Development Programme (National)	(iii)
II. Financing of Public Sector Development Programme	(v)
III. Public Sector Development Programme	(vii)
IV. Broad Details by Development Sectors	(ix)
V. Broad Details by Administrative Ministries	(xv)
<b>B. PRODUCTION SECTORS</b>	
1. Agriculture	3
2. Subsidy on Fertilizer	15
3. Industry	19
4. Minerals	29
<b>C. INFRASTRUCTURE SECTORS</b>	
5. Water	37
6. Power	47
7. Fuels	57
8. Transport & Communications	67
9. Physical Planning & Housing	99
10. Rural Roads & Model Villages	115
<b>D. SOCIAL DEVELOPMENT AND HUMAN RESOURCES SECTORS</b>	
11. Education & Training	123
12. Science & Technology	143
13. Health & Nutrition	155
14. Mass Media	165
15. Culture, Sports, Tourism & Youth	171
16. Manpower & Employment	181
17. Women Development	185
18. Population Welfare	189
19. Social Welfare	195
20. Research, Statistics & Planning	207

---

---

**PUBLIC SECTOR DEVELOPMENT  
PROGRAMME 1991-92**

**A. SUMMARY TABLES**

---

---

(i — ii)

PUBLIC SECTOR DEVELOPMENT PROGRAMME 1991-92  
(NATIONAL)

(Million Rupees)

Sl. No.	Ministry/division	Ministries Budgeted Programme 1991-92		Corporations Programme 1991-92		Total PSDP for 1991-92	
		Total PSDP	Foreign Aid	Total PSDP	Foreign Aid	Total PSDP	Foreign Aid
1	2	3	4	5	6	7	8
1	Agriculture	1,650.678	344.779	0.000	0.000	1,650.678	344.779
2	Fertilizer Subsidy	589.000	0.000	0.000	0.000	589.000	0.000
3	Industry	121.453	50.859	3,543.220	2,158.510	3,664.673	2,209.369
4	Minerals	389.942	125.705	552.536	229.680	942.478	355.385
5	Water	3,724.678	1,838.345	0.000	0.000	3,724.678	1,838.345
6	Power	3,052.728	1,660.000	24,416.070	13,679.380	27,468.798	15,339.380
7	Fuels	576.651	52.196	9,299.860	2,924.023	9,876.511	2,976.219
8	Transport & Communications	2,446.175	1,038.350	19,514.230	10,307.584	21,960.405	11,345.934
9	Physical Planning & Housing	830.402	56.838	0.000	0.000	830.402	56.838
10	Rural Roads & Model Villages	593.800	441.519	0.000	0.000	593.800	441.519
11	Education and Training	640.313	64.511	0.000	0.000	640.313	64.511
12	Science and Technology	339.438	40.813	0.000	0.000	339.438	40.813
13	Health & Nutrition	502.376	67.570	0.000	0.000	502.376	67.570
14	Mass Media	260.711	183.347	0.000	0.000	260.711	183.347
15	Culture, Sports & Tourism	72.220	5.300	0.000	0.000	72.220	5.300
16	Manpower & Employment	166.800	151.450	0.000	0.000	166.800	151.450
17	Women's Development	204.000	12.000	0.000	0.000	204.000	12.000
18	Population Welfare	636.265	224.550	0.000	0.000	636.265	224.550
19	Socail Welfare	90.079	0.000	0.000	0.000	90.079	0.000
20	Research, Statistics & Planning	70.555	7.562	0.000	0.000	70.555	7.562
21	Special Grant for Sindh Programme	2,500.000	0.000	0.000	0.000	2,500.000	0.000
22	Refugees Rehabilitation Prog. for NWFP	200.000	0.000	0.000	0.000	200.000	0.000
23	Tameer-e-Watan Programme	1,600.000	0.000	0.000	0.000	1,600.000	0.000
24	Additional Funding for Special Areas	522.000	0.000	0.000	0.000	522.000	0.000
Total Federal (Gross)		21,780.264	6,365.694	57,325.916	29,299.177	79,106.180	35,664.871
Less Operational Shortfall		420.992	153.887	0.000	0.000	420.992	153.887
Total Federal (Net)		21,359.272	6,211.807	57,325.916	29,299.177	78,685.188	35,510.984
Federal Funding of the Provincial Programme							
25	Provincial Development Programme	14,700.000	538.500	0.000	0.000	14,700.000	538.500
26	Provision of Additional Foreign Aid for Provincial Development Programme	1,099.400	1,099.400	0.000	0.000	1,099.400	1,099.400
Total (PSDP)		37,158.672	7,849.707	57,325.916	29,299.177	94,484.588	37,148.884

Note: The additionality of Rs 420.992 million will be met through operational shortfall in the Federal PSDP, 1991-92. The shortfall in rupee term will be only Rs 267.105 million as the balance additional amount of Rs 153.887 million is being met from foreign aid.

FINANCING OF PUBLIC SECTOR DEVELOPMENT PROGRAMME  
1991-92

(Million Rupees)

Sl. No.	Agency/Corporation	Total Allocation	Financing Through Budget	Self Financing	Bank Credit	Local Equity/Market Loan	Foreign Loan/Equity
1	2	3	4	5	6	7	8
1.	Federal Ministries	21780.264	15414.570	0.000	0.000	0.000	6365.694
2.	WAPDA (Power)	22000.000	0.000	8311.000	0.000	1071.000	12618.000
3.	OGDC	2501.800	0.000	1027.600	0.000	0.000	1474.200
4.	P.T.C.	7000.000	0.000	5000.000	0.000	0.000	2000.000
5.	N.H.A.	4000.000	2231.700	0.000	0.000	0.000	1768.300
6.	SEC	321.000	0.000	50.000	15.000	7.650	248.350
7.	NFC	574.450	0.000	166.100	0.000	0.000	408.350
8.	SCCP	1478.000	0.000	710.000	0.000	0.000	768.000
9.	FCCL	312.970	0.000	98.270	0.000	18.890	195.810
10.	PACO	156.800	0.000	0.000	118.800	0.000	38.000
11.	Pakistan Steel	700.000	0.000	0.000	0.000	200.000	500.000
12.	Saindak Project (RDC)	552.536	0.000	0.000	322.856	0.000	229.680
13.	NRL	417.386	0.000	279.510	112.876	0.000	25.000
14.	SNGPL	2966.000	0.000	933.000	606.000	624.000	803.000
15.	SSGC	1621.000	0.000	215.000	320.000	828.000	258.000
16.	PSO	300.000	0.000	100.000	200.000	0.000	0.000
17.	PMDC	193.167	0.000	147.337	0.000	0.000	45.830
18.	PARCO	1300.507	0.000	982.514	0.000	0.000	317.993
19.	KESC	2416.070	0.000	953.970	400.720	0.000	1061.380
20.	PNSC	3024.000	0.000	248.000	89.000	0.000	2687.000

(Million Rupees)

S1. No.	Agency/Corperation	Total Allocation	Financing Through Budget	Self Financing	Bank Credit	Local Equity/ Market Loan	Foreign Loan/ Equity
1	2	3	4	5	6	7	8
21.	PIAC	3028.000	0.000	0.000	0.000	0.000	3028.000
22.	CAA	2462.230	0.000	1637.946	0.000	0.000	824.284
23.	Federal Funding of the Provincial Programme	14700.000	14161.500	0.000	0.000	0.000	538.500
24.	Provision of Additional Foreign Aid for Provincial Programme	1099.400	0.000	0.000	0.000	0.000	1099.400
Grand Total:		94905.580	31807.770	20860.247	2185.252	2749.540	37302.771
Less Operational shortfall in federal ministries programme		420.992	267.105	0.000	0.000	0.000	153.887
		94484.588	31540.665	20860.247	2185.252	2749.54	37148.884


62.144

## PUBLIC SECTOR DEVELOPMENT PROGRAMME 1991-92

(FEDERAL)

(Million Rupees)

Sl. No.	Ministry/division	Ministries Budgeted Programme 1991-92		Corporations Programme 1991-92		Total PSDP for 1991-92	
		Total PSDP	Foreign Aid	Total PSDP	Foreign Aid	Total PSDP	Foreign Aid
1	2	3	4	5	6	7	8
<b>A. PRODUCTION SECTORS</b>		2,751.073	521.343	4,095.756	2,388.190	6,846.829	2,909.533
1	Agriculture	1,650.678	344.779	0.000	0.000	1,650.678	344.779
2	Fertilizer Subsidy	589.000	0.000	0.000	0.000	589.000	0.000
3	Industry	121.453	50.859	3,543.220	2,158.510	3,664.673	2,209.369
4	Minerals	389.942	125.705	552.536	229.680	942.478	355.385
<b>B. INFRASTRUCTURE SECTORS</b>		11,224.434	5,087.248	53,230.160	26,910.987	64,454.594	31,998.235
5	Water	3,724.678	1,838.345	0.000	0.000	3,724.678	1,838.345
6	Power	3,052.728	1,660.000	24,416.070	13,679.380	27,468.798	15,339.380
7	Fuels	576.651	52.196	9,299.860	2,924.023	9,876.511	2,976.219
8	Transport and Communications	2,446.175	1,038.350	19,514.230	10,307.584	21,960.405	11,345.934
9	Physical Planning & Housing	830.402	56.838	0.000	0.000	830.402	56.838
10	Rural Development	593.800	441.519	0.000	0.000	593.800	441.519
<b>C. SOCIAL DEVELOPMENT AND HUMAN RESOURCES SECTORS</b>		2,982.757	757.103	0.000	0.000	2,982.757	757.103
11	Education and Training	640.313	64.511	0.000	0.000	640.313	64.511
12	Science and Technology	339.438	40.813	0.000	0.000	339.438	40.813
13	Health and Nutrition	502.376	67.570	0.000	0.000	502.376	67.570
14	Mass Media	260.711	183.347	0.000	0.000	260.711	183.347
15	Cul., Sports, Tourism & Youth	72.220	5.300	0.000	0.000	72.220	5.300
16	Manpower and Employment	166.800	151.450	0.000	0.000	166.800	151.450
17	Women's Development	204.000	12.000	0.000	0.000	204.000	12.000
18	Population Welfare	636.265	224.550	0.000	0.000	636.265	224.550
19	Social Welfare Programme	90.079	0.000	0.000	0.000	90.079	0.000
20	Research, Stat. & Planning	70.555	7.562	0.000	0.000	70.555	7.562
<b>D. OTHERS</b>							
21	Special Grant for Sindh Programme	2,500.000	0.000	0.000	0.000	2,500.000	0.000
22	Refugees Rehabilitation Prog. for NWFP	200.000	0.000	0.000	0.000	200.000	0.000
23	Tameer-e-Watan Programme	1,600.000	0.000	0.000	0.000	1,600.000	0.000
24	Addl. funding for special areas	522.000	0.000	0.000	0.000	522.000	0.000
<b>Total--Federal PSDP (Gross)</b>		21,780.264	6,365.694	57,325.916	29,299.177	79,106.180	35,664.871
<b>Less Operational Shortfall</b>		420.992	153.887	0.000	0.000	420.992	153.887
<b>Total Federal PSDP (Net)</b>		21,359.272	6,211.807	57,325.916	29,299.177	78,685.188	35,510.984



PUBLIC SECTOR DEVELOPMENT PROGRAMME 1991-92  
(Broad Detail by Development Sectors)

(Million Rupees)

Sl No	Sectors	Ministries Budgeted Programme 1991-92		Corporations Programme 1991-92		Total PSDP for 1991-92	
		Total PSDP	Foreign Aid	Total PSDP	Foreign Aid	Total PSDP	Foreign Aid
1	2	3	4	5	6	7	8
<b>1. AGRICULTURE</b>							
	(a) Food and Agriculture Division	1,156.132	118.971	0.000	0.000	1,156.132	118.971
	(b) Livestock Division	98.298	77.658	0.000	0.000	98.298	77.658
	(c) Agriculture Research Division	64.750	55.750	0.000	0.000	64.750	55.750
	(d) Ministry of Education	40.750	16.000	0.000	0.000	40.750	16.000
	(e) Interior Division	2.112	0.000	0.000	0.000	2.112	0.000
	(f) Narcotics Division	57.200	54.500	0.000	0.000	57.200	54.500
	(g) Planning and Development Div.	11.097	8.300	0.000	0.000	11.097	8.300
	(h) Statistics Division	11.425	6.100	0.000	0.000	11.425	6.100
	(i) Azad Kashmir	126.000	0.000	0.000	0.000	126.000	0.000
	(j) Northern Areas	37.500	7.500	0.000	0.000	37.500	7.500
	(k) FATA	45.414	0.000	0.000	0.000	45.414	0.000
	<b>Total (Agriculture)</b>	<b>1,650.678</b>	<b>344.779</b>	<b>0.000</b>	<b>0.000</b>	<b>1,650.678</b>	<b>344.779</b>
<b>2. SUBSIDY ON FERTILIZER</b>							
	(a) Food and Agriculture Division	589.000	0.000	0.000	0.000	589.000	0.000
	<b>Total (Subsidy on Fertilizer)</b>	<b>589.000</b>	<b>0.000</b>	<b>0.000</b>	<b>0.000</b>	<b>589.000</b>	<b>0.000</b>
<b>3. INDUSTRY</b>							
	(a) M/O Production	25.463	0.000	3,543.220	2,158.510	3,568.683	2,158.510
	(b) Industries Division	28.867	15.859	0.000	0.000	28.867	15.859
	(c) Planning and Development Div.	36.750	35.000	0.000	0.000	36.750	35.000
	(d) Cabinet Division	0.100	0.000	0.000	0.000	0.100	0.000
	(e) Azad Kashmir	17.250	0.000	0.000	0.000	17.250	0.000
	(f) Northern Areas	6.000	0.000	0.000	0.000	6.000	0.000
	(g) FATADC	7.023	0.000	0.000	0.000	7.023	0.000
	<b>Total (Industry)</b>	<b>121.453</b>	<b>50.859</b>	<b>3,543.220</b>	<b>2,158.510</b>	<b>3,664.673</b>	<b>2,209.369</b>

(Million Rupees)

Sl No	Sectors	Ministries Budgeted Programme 1991-92		Corporations Programme 1991-92		Total PSDP for 1991-92	
		Total PSDP	Foreign Aid	Total PSDP	Foreign Aid	Total PSDP	Foreign Aid
1	2	3	4	5	6	7	8
<b>4. MINERALS</b>							
	(a) M/O Pet. & Natural Resources	369.445	125.705	552.536	229.680	921.981	355.385
	(b) Azad Kashmir	7.500	0.000	0.000	0.000	7.500	0.000
	(c) FATA/DC	12.997	0.000	0.000	0.000	12.997	0.000
	<b>Total (Minerals)</b>	<b>389.942</b>	<b>125.705</b>	<b>552.536</b>	<b>229.680</b>	<b>942.478</b>	<b>355.385</b>
<b>5. WATER</b>							
	(a) M/O Water and Power	3,506.301	1,703.250	0.000	0.000	3,506.301	1,703.250
	(b) Food and Agriculture Division	135.095	135.095	0.000	0.000	135.095	135.095
	(c) Defence Division	1.094	0.000	0.000	0.000	1.094	0.000
	(d) Azad Kashmir	9.000	0.000	0.000	0.000	9.000	0.000
	(e) Northern Areas	5.250	0.000	0.000	0.000	5.250	0.000
	(f) FATA/DC	67.938	0.000	0.000	0.000	67.938	0.000
	<b>Total (Water)</b>	<b>3,724.678</b>	<b>1,838.345</b>	<b>0.000</b>	<b>0.000</b>	<b>3,724.678</b>	<b>1,838.345</b>
<b>6. POWER</b>							
	(a) Ministry of Water and Power	2,291.500	1,291.000	24,416.070	13,679.380	26,707.570	14,970.380
	(b) Prime Minister Secretariat	61.072	0.000	0.000	0.000	61.072	0.000
	(c) Azad Kashmir	490.500	346.500	0.000	0.000	490.500	346.500
	(d) Northern Areas	112.500	22.500	0.000	0.000	112.500	22.500
	(e) FATA	97.156	0.000	0.000	0.000	97.156	0.000
	<b>Total (Power)</b>	<b>3,052.728</b>	<b>1,660.000</b>	<b>24,416.070</b>	<b>13,679.380</b>	<b>27,468.798</b>	<b>15,339.380</b>
<b>7. FUELS</b>							
	(a) M/o Pet. & Natural Resources	541.051	22.696	9,299.860	2,924.023	9,840.911	2,946.719
	(b) Planning & Development Division	35.600	29.500	0.000	0.000	35.600	29.500
	<b>Total (Fuels)</b>	<b>576.651</b>	<b>52.196</b>	<b>9,299.860</b>	<b>2,924.023</b>	<b>9,876.511</b>	<b>2,976.219</b>

(Million Rupees)

Sl No	Sectors	Ministries Budgeted Programme 1991-92		Corporations Programme 1991-92		Total PSDP for 1991-92	
		Total PSDP	Foreign Aid	Total PSDP	Foreign Aid	Total PSDP	Foreign Aid
1	2	3	4	5	6	7	8
<b>8. TRANSPORT AND COMMUNICATIONS</b>							
	(a) M/o Communications	251.161	39.500	14,024.000	6,455.300	14,275.161	6,494.800
	(b) M/o Railways	1,757.000	995.250	0.000	0.000	1,757.000	995.250
	(c) Planning and Development Division	10.165	3.500	0.000	0.000	10.165	3.500
	(d) Aviation Division	0.000	0.000	5,490.230	3,852.284	5,490.230	3,852.284
	(e) Defence Division	4.809	0.100	0.000	0.000	4.809	0.100
	(f) Azad Kashmir	181.500	0.000	0.000	0.000	181.500	0.000
	(g) Northern Areas	125.100	0.000	0.000	0.000	125.100	0.000
	(h) FATA	116.440	0.000	0.000	0.000	116.440	0.000
	<b>Total (Transport &amp; Communications)</b>	<b>2,446.175</b>	<b>1,038.350</b>	<b>19,514.230</b>	<b>10,307.584</b>	<b>21,960.405</b>	<b>11,345.934</b>
<b>9. PHYSICAL PLANNING AND HOUSING</b>							
	(a) Cabinet Division	427.292	53.678	0.000	0.000	427.292	53.678
	(b) Works Division	170.538	0.000	0.000	0.000	170.538	0.000
	(c) Interior Division	33.813	0.000	0.000	0.000	33.813	0.000
	(d) M/o Religious Affairs	1.500	0.000	0.000	0.000	1.500	0.000
	(e) Environment & U. A. Division	2.251	0.000	0.000	0.000	2.251	0.000
	(f) Justice Division	2.000	0.000	0.000	0.000	2.000	0.000
	(g) Establishment Division	2.500	0.000	0.000	0.000	2.500	0.000
	(h) M/o Local Govt. & Rural Dev.	3.660	3.160	0.000	0.000	3.660	3.160
	(i) Azad Kashmir	66.000	0.000	0.000	0.000	66.000	0.000
	(j) Northern Areas	37.500	0.000	0.000	0.000	37.500	0.000
	(k) FATA	73.456	0.000	0.000	0.000	73.456	0.000
	(l) FATA/DC	1.892	0.000	0.000	0.000	1.892	0.000
	(m) F.C Levies/Thanas	8.000	0.000	0.000	0.000	8.000	0.000
	<b>Total (Physical Planning &amp; Housing)</b>	<b>830.402</b>	<b>56.838</b>	<b>0.000</b>	<b>0.000</b>	<b>830.402</b>	<b>56.838</b>
<b>10. RURAL ROADS &amp; MODEL VILLAGES</b>							
	(a) Local Govt. & Rural Dev. Division	303.724	267.500	0.000	0.000	303.724	267.500
	(b) Interior Division	87.824	75.000	0.000	0.000	87.824	75.000
	(c) Narcotics Division	68.000	65.000	0.000	0.000	68.000	65.000
	(d) Azad Kashmir	88.500	34.019	0.000	0.000	88.500	34.019
	(e) Northern Areas	37.500	0.000	0.000	0.000	37.500	0.000
	(f) FATA	8.252	0.000	0.000	0.000	8.252	0.000
	<b>Total (Rural Roads &amp; Model Villages)</b>	<b>593.800</b>	<b>441.519</b>	<b>0.000</b>	<b>0.000</b>	<b>593.800</b>	<b>441.519</b>

(Million Rupees)

Sl No	Sectors	Ministries Budgeted Programme 1991-92		Corporations Programme 1991-92		Total PSDP for 1991-92	
		Total PSDP	Foreign Aid	Total PSDP	Foreign Aid	Total PSDP	Foreign Aid
1	2	3	4	5	6	7	8
<b>11. EDUCATION AND TRAINING</b>							
	(a) M/o Education	373.168	49.511	0.000	0.000	373.168	49.511
	(b) Establishment Division	8.099	0.000	0.000	0.000	8.099	0.000
	(c) Azad Kashmir	84.000	15.000	0.000	0.000	84.000	15.000
	(d) Northern Areas	60.000	0.000	0.000	0.000	60.000	0.000
	(e) FATA	115.046	0.000	0.000	0.000	115.046	0.000
	<b>Total (Education &amp; Training)</b>	<b>640.313</b>	<b>64.511</b>	<b>0.000</b>	<b>0.000</b>	<b>640.313</b>	<b>64.511</b>
<b>12. SCIENCE AND TECHNOLOGY</b>							
	(a) M/o Science and Technology	306.370	38.570	0.000	0.000	306.370	38.570
	(b) M/o Pet. & Natural Resources	1.574	1.074	0.000	0.000	1.574	1.074
	(c) Defence Division	1.669	1.169	0.000	0.000	1.669	1.169
	(d) Prime Minister Secretariat	29.825	0.000	0.000	0.000	29.825	0.000
	<b>Total (Science &amp; Technology)</b>	<b>339.438</b>	<b>40.813</b>	<b>0.000</b>	<b>0.000</b>	<b>339.438</b>	<b>40.813</b>
<b>13. HEALTH AND NUTRITION</b>							
	(a) Health Division	359.501	62.570	0.000	0.000	359.501	62.570
	(b) Interior Division	1.240	0.000	0.000	0.000	1.240	0.000
	(c) Planning & Development Division	2.940	0.000	0.000	0.000	2.940	0.000
	(d) Narcotics Division	5.000	5.000	0.000	0.000	5.000	5.000
	(e) Azad Kashmir	51.000	0.000	0.000	0.000	51.000	0.000
	(f) Northern Areas	18.750	0.000	0.000	0.000	18.750	0.000
	(g) FATA	63.945	0.000	0.000	0.000	63.945	0.000
	<b>Total (Health &amp; Nutrition)</b>	<b>502.376</b>	<b>67.570</b>	<b>0.000</b>	<b>0.000</b>	<b>502.376</b>	<b>67.570</b>
<b>14. MASS MEDIA</b>							
	(a) M/o Information & Broadcasting	260.711	183.347	0.000	0.000	260.711	183.347
	<b>Total (Mass Media)</b>	<b>260.711</b>	<b>183.347</b>	<b>0.000</b>	<b>0.000</b>	<b>260.711</b>	<b>183.347</b>

(Million Rupees)

Sl No	Sectors	Ministries Budgeted Programme 1991-92		Corporations Programme 1991-92		Total PSDP for 1991-92	
		Total PSDP	Foreign Aid	Total PSDP	Foreign Aid	Total PSDP	Foreign Aid
1	2	3	4	5	6	7	8
<b>15. CULTURE, SPORTS, TOURISM AND YOUTH</b>							
	(a) Culture and Sports Division	40.931	2.000	0.000	0.000	40.931	2.000
	(b) Tourism Division	6.249	0.500	0.000	0.000	6.249	0.500
	(c) Youth Affairs Division	25.040	2.800	0.000	0.000	25.040	2.800
	<b>Total (C,S,T &amp; Youth)</b>	<b>72.220</b>	<b>5.300</b>	<b>0.000</b>	<b>0.000</b>	<b>72.220</b>	<b>5.300</b>
<b>16. MANPOWER AND EMPLOYMENT</b>							
	(a) Manpower Division	160.825	148.325	0.000	0.000	160.825	148.325
	(b) Labour Division	5.725	2.875	0.000	0.000	5.725	2.875
	(c) Planning & Development Division	0.250	0.250	0.000	0.000	0.250	0.250
	<b>Total (Manpower &amp; Employment)</b>	<b>166.800</b>	<b>151.450</b>	<b>0.000</b>	<b>0.000</b>	<b>166.800</b>	<b>151.450</b>
<b>17. WOMEN DEVELOPMENT</b>							
	(a) Women's Division	204.000	12.000	0.000	0.000	204.000	12.000
	<b>Total (Women Development)</b>	<b>204.000</b>	<b>12.000</b>	<b>0.000</b>	<b>0.000</b>	<b>204.000</b>	<b>12.000</b>
<b>18. POPULATION WELFARE PROGRAMME</b>							
	(a) Population Welfare Division	636.265	224.550	0.000	0.000	636.265	224.550
	<b>Total (Population Welfare)</b>	<b>636.265</b>	<b>224.550</b>	<b>0.000</b>	<b>0.000</b>	<b>636.265</b>	<b>224.550</b>
<b>19. SOCIAL WELFARE</b>							
	(a) Spl. Edu. & Social Welfare Div.	76.000	0.000	0.000	0.000	76.000	0.000
	(b) Establishment Division	14.079	0.000	0.000	0.000	14.079	0.000
	<b>Total (Social Welfare)</b>	<b>90.079</b>	<b>0.000</b>	<b>0.000</b>	<b>0.000</b>	<b>90.079</b>	<b>0.000</b>

(Million Rupees)


Sl No	Sectors	Ministries Budgeted Programme 1991-92		Corporations Programme 1991-92		Total PSDP for 1991-92	
		Total PSDP	Foreign Aid	Total PSDP	Foreign Aid	Total PSDP	Foreign Aid
1	2	3	4	5	6	7	8
<b>20. RESEARCH, STATISTICS AND PLANNING</b>							
	(a) Planning & Development Division	10.650	0.050	0.000	0.000	10.650	0.050
	(b) Statistics Division	9.512	5.512	0.000	0.000	9.512	5.512
	(c) Cabinet Division	5.375	0.000	0.000	0.000	5.375	0.000
	(d) Finance Division	1.313	0.000	0.000	0.000	1.313	0.000
	(e) Interior Division	40.000	0.000	0.000	0.000	40.000	0.000
	(f) Economic Affairs Divison	2.164	2.000	0.000	0.000	2.164	2.000
	(g) Azad Kashmir	0.750	0.000	0.000	0.000	0.750	0.000
	(h) FATA	0.791	0.000	0.000	0.000	0.791	0.000
	<b>Total (Research Stat. &amp; Planning)</b>	<b>70.555</b>	<b>7.562</b>	<b>0.000</b>	<b>0.000</b>	<b>70.555</b>	<b>7.562</b>
	<b>21. Special Grant for Sindh Programme</b>	<b>2,500.000</b>	<b>0.000</b>	<b>0.000</b>	<b>0.000</b>	<b>2,500.000</b>	<b>0.000</b>
	<b>22. Rehabilitation Programme for Areas Adversly Affected in NWFP by Afghan Refugees</b>	<b>200.000</b>	<b>0.000</b>	<b>0.000</b>	<b>0.000</b>	<b>200.000</b>	<b>0.000</b>
	<b>23. Tameer-e-Watan Programme</b>	<b>1,600.000</b>	<b>0.000</b>	<b>0.000</b>	<b>0.000</b>	<b>1,600.000</b>	<b>0.000</b>
	<b>24. Additional funding for Special Areas</b>	<b>522.000</b>	<b>0.000</b>	<b>0.000</b>	<b>0.000</b>	<b>522.000</b>	<b>0.000</b>
	AJK	130.000	0.000	0.000	0.000	130.000	0.000
	NA	140.000	0.000	0.000	0.000	140.000	0.000
	FATA	252.000	0.000	0.000	0.000	252.000	0.000
	<b>Total--Federal PSDP (Gross)</b>	<b>21,780.264</b>	<b>6,365.694</b>	<b>57,325.916</b>	<b>29,299.177</b>	<b>79,106.180</b>	<b>35,664.871</b>
	<b>Less Operational Shortfall</b>	<b>420.992</b>	<b>153.887</b>	<b>0.000</b>	<b>0.000</b>	<b>420.992</b>	<b>153.887</b>
	<b>Total--Federal PSDP (Net)</b>	<b>21,359.272</b>	<b>6,211.807</b>	<b>57,325.916</b>	<b>29,299.177</b>	<b>78,685.188</b>	<b>35,510.984</b>

## PUBLIC SECTOR DEVELOPMENT PROGRAMME 1991-92

(Summary by Agencies)

(Million Rupees)

Sl No	Ministry/Division	Ministries Budgeted Programme 1991-92		Corporations Programme 1991-92		Total PSDP for 1991-92	
		Total PSDP	Foreign Aid	Total PSDP	Foreign Aid	Total PSDP	Foreign Aid
1	2	3	4	5	6	7	8
1.	Food and Agriculture Division	1,880.227	254.066	0.000	0.000	1,880.227	254.066
2.	Livestock Division	98.298	77.658	0.000	0.000	98.298	77.658
3.	Agriculture Research Division	64.750	55.750	0.000	0.000	64.750	55.750
4.	Planning and Development Division	107.452	76.600	0.000	0.000	107.452	76.600
5.	Ministry of Education	413.918	65.511	0.000	0.000	413.918	65.511
6.	Statistics Division	20.937	11.612	0.000	0.000	20.937	11.612
7.	Ministry of Interior	164.989	75.000	0.000	0.000	164.989	75.000
8.	Narcotics Division	130.200	124.500	0.000	0.000	130.200	124.500
9.	Ministry of Production	25.463	0.000	3,543.220	2,158.510	3,568.683	2,158.510
10.	Ministry of Industries	28.867	15.859	0.000	0.000	28.867	15.859
11.	Finance Division	1.313	0.000	0.000	0.000	1.313	0.000
12.	Cabinet Division	432.767	53.678	0.000	0.000	432.767	53.678
13.	M/o Petroleum & Natural Resources	912.070	149.475	9,852.396	3,153.703	10,764.466	3,303.178
14.	Prime Minister Secretariat	90.897	0.000	0.000	0.000	90.897	0.000
15.	Ministry of Water and Power	5,797.801	2,994.250	24,416.070	13,679.380	30,213.871	16,673.630
16.	Aviation Division	0.000	0.000	5,490.230	3,852.284	5,490.230	3,852.284
17.	Defence Division	7.572	1.269	0.000	0.000	7.572	1.269
18.	Ministry of Communications	251.161	39.500	14,024.000	6,455.300	14,275.161	6,494.800
19.	Ministry of Railways	1,757.000	995.250	0.000	0.000	1,757.000	995.250
20.	Works Division	170.538	0.000	0.000	0.000	170.538	0.000
21.	Ministry of Religious Affairs	1.500	0.000	0.000	0.000	1.500	0.000
22.	Environment & Urban Affairs Division	2.251	0.000	0.000	0.000	2.251	0.000
23.	Justice & Parliamentary Affairs Div.	2.000	0.000	0.000	0.000	2.000	0.000
24.	M/o Information and Broadcasting	260.711	183.347	0.000	0.000	260.711	183.347
25.	M/o Local Government and Rural Dev.	307.384	270.660	0.000	0.000	307.384	270.660
26.	Ministry of Science and Technology	306.370	38.570	0.000	0.000	306.370	38.570
27.	Establishment Division	24.678	0.000	0.000	0.000	24.678	0.000
28.	Health Division	359.501	62.570	0.000	0.000	359.501	62.570
29.	Culture and Sports Division	40.931	2.000	0.000	0.000	40.931	2.000
30.	Youth Affairs Division	25.040	2.800	0.000	0.000	25.040	2.800
31.	Tourism Division	6.249	0.500	0.000	0.000	6.249	0.500
32.	Manpower Division	160.825	148.325	0.000	0.000	160.825	148.325
33.	Labour Division	5.725	2.875	0.000	0.000	5.725	2.875
34.	Women Division	204.000	12.000	0.000	0.000	204.000	12.000
35.	Population Welfare Division	636.265	224.550	0.000	0.000	636.265	224.550
36.	Special Education & Social Wel. Div.	76.000	0.000	0.000	0.000	76.000	0.000
37.	Economic Affairs Division	2.164	2.000	0.000	0.000	2.164	2.000
38.	Kashmir Affairs & Northern Aff. Div.	1,832.100	425.519	0.000	0.000	1,832.100	425.519
39.	States & Frontier Regions Division	870.350	0.000	0.000	0.000	870.350	0.000
40.	Special Grant for Sindh Programme	2,500.000	0.000	0.000	0.000	2,500.000	0.000
41.	Refugees Rehabilitation Programme for NWFP	200.000	0.000	0.000	0.000	200.000	0.000
42.	Tameer-e-Watan Programme	1,600.000	0.000	0.000	0.000	1,600.000	0.000
Total--Federal PSDP (Gross)		21,780.264	6,365.694	57,325.916	29,299.177	79,106.180	35,664.871
Less Operational Shortfall		420.992	153.887	0.000	0.000	420.992	153.887
Total--Federal PSDP (Net)		21,359.272	6,211.807	57,325.916	29,299.177	78,685.188	35,510.984



PUBLIC SECTOR DEVELOPMENT PROGRAMME 1991-92  
(Broad Detail by Administrative Agencies)

(Million Rupees)

Sl No	Ministry/Division	Ministries Budgeted Programmes 1991-92		Corporations Programme 1991-92		Total PSDP for 1991-92	
		Total PSDP	Foreign Aid	Total PSDP	Foreign Aid	Total PSDP	Foreign Aid
1	2	3	4	5	6	7	8
<b>1. FOOD AND AGRICULTURE DIVISION</b>							
	(a) Agriculture	1,156.132	118.971	0.000	0.000	1,156.132	118.971
	(b) Subsidy on Fertilizer	589.000	0.000	0.000	0.000	589.000	0.000
	(c) Water	135.095	135.095	0.000	0.000	135.095	135.095
	<b>Total (Food &amp; Agriculture Division)</b>	<b>1,880.227</b>	<b>254.066</b>	<b>0.000</b>	<b>0.000</b>	<b>1,880.227</b>	<b>254.066</b>
<b>2. LIVESTOCK DIVISION</b>							
	(a) Agriculture	98.298	77.658	0.000	0.000	98.298	77.658
	<b>Total (Livestock Division)</b>	<b>98.298</b>	<b>77.658</b>	<b>0.000</b>	<b>0.000</b>	<b>98.298</b>	<b>77.658</b>
<b>3. AGRICULTURE RESEARCH DIVISION</b>							
	(a) Agriculture	64.750	55.750	0.000	0.000	64.750	55.750
	<b>Total (Agriculture Research Division)</b>	<b>64.750</b>	<b>55.750</b>	<b>0.000</b>	<b>0.000</b>	<b>64.750</b>	<b>55.750</b>
<b>4. PLANNING &amp; DEVELOPMENT DIVISION</b>							
	(a) Agriculture	11.097	8.300	0.000	0.000	11.097	8.300
	(b) Industry	36.750	35.000	0.000	0.000	36.750	35.000
	(c) Fuels	35.600	29.500	0.000	0.000	35.600	29.500
	(d) Transport & Communications	10.165	3.500	0.000	0.000	10.165	3.500
	(e) Health & Nutrition	2.940	0.000	0.000	0.000	2.940	0.000
	(f) Manpower & Employment	0.250	0.250	0.000	0.000	0.250	0.250
	(g) Research, Statistics & Planning	10.650	0.050	0.000	0.000	10.650	0.050
	<b>Total (Planning &amp; Development Div.)</b>	<b>107.452</b>	<b>76.600</b>	<b>0.000</b>	<b>0.000</b>	<b>107.452</b>	<b>76.600</b>

(Million Rupees)

Sl No	Ministry/Division	Ministries Budgeted Programme 1991-92		Corporations Programme 1991-92		Total PSDP for 1991-92	
		Total PSDP	Foreign Aid	Total PSDP	Foreign Aid	Total PSDP	Foreign Aid
1	2	3	4	5	6	7	8
<b>5. MINISTRY OF EDUCATION</b>							
	(a) Agriculture	40.750	16.000	0.000	0.000	40.750	16.000
	(b) Education	373.168	49.511	0.000	0.000	373.168	49.511
	<b>Total (M/o Education)</b>	<b>413.918</b>	<b>65.511</b>	<b>0.000</b>	<b>0.000</b>	<b>413.918</b>	<b>65.511</b>
<b>6. STATISTICS DIVISION</b>							
	(a) Agriculture	11.425	6.100	0.000	0.000	11.425	6.100
	(b) Research, Statistics & Planning	9.512	5.512	0.000	0.000	9.512	5.512
	<b>Total (Statistics Division)</b>	<b>20.937</b>	<b>11.612</b>	<b>0.000</b>	<b>0.000</b>	<b>20.937</b>	<b>11.612</b>
<b>7. MINISTRY OF INTERIOR</b>							
	(a) Agriculture	2.112	0.000	0.000	0.000	2.112	0.000
	(b) Physical Planning & Housing	33.813	0.000	0.000	0.000	33.813	0.000
	(c) Rural Roads	87.824	75.000	0.000	0.000	87.824	75.000
	(d) Health & Nutrition	1.240	0.000	0.000	0.000	1.240	0.000
	(e) Research, Statistics & Planning	40.000	0.000	0.000	0.000	40.000	0.000
	<b>Total (M/o Interior)</b>	<b>164.989</b>	<b>75.000</b>	<b>0.000</b>	<b>0.000</b>	<b>164.989</b>	<b>75.000</b>
<b>8. NARCOTICS DIVISION</b>							
	(a) Agriculture	57.200	54.500	0.000	0.000	57.200	54.500
	(b) Rural Roads & Model Villages	68.000	65.000	0.000	0.000	68.000	65.000
	(c) Health & Nutrition	5.000	5.000	0.000	0.000	5.000	5.000
	<b>Total (Narcotics Division)</b>	<b>130.200</b>	<b>124.500</b>	<b>0.000</b>	<b>0.000</b>	<b>130.200</b>	<b>124.500</b>
<b>9. MINISTRY OF PRODUCTION</b>							
	(a) Industry	25.463	0.000	3,543.220	2,158.510	3,568.683	2,158.510
	<b>Total (M/o Production)</b>	<b>25.463</b>	<b>0.000</b>	<b>3,543.220</b>	<b>2,158.510</b>	<b>3,568.683</b>	<b>2,158.510</b>

(Million Rupees)

Sl No	Ministry/Division	Ministries Budgeted Programme 1991-92		Corporations Programme 1991-92		Total PSDP for 1991-92	
		Total PSDP	Foreign Aid	Total PSDP	Foreign Aid	Total PSDP	Foreign Aid
1	2	3	4	5	6	7	8
<b>10. MINISTRY OF INDUSTRIES</b>							
	(a) Industry	28.867	15.859	0.000	0.000	28.867	15.859
	Total (M/o Industries)	28.867	15.859	0.000	0.000	28.867	15.859
<b>11. FINANCE DIVISION</b>							
	(a) Research, Statistics & Planning	1.313	0.000	0.000	0.000	1.313	0.000
	Total (Finance Division)	1.313	0.000	0.000	0.000	1.313	0.000
<b>12. CABINET DIVISION</b>							
	(a) Physical Planning & Housing	427.292	53.678	0.000	0.000	427.292	53.678
	(b) Industry	0.100	0.000	0.000	0.000	0.100	0.000
	(c) Research, Statistics & Planning	5.375	0.000	0.000	0.000	5.375	0.000
	Total (Cabinet Division)	432.767	53.678	0.000	0.000	432.767	53.678
<b>13. M/o PETROLEUM &amp; NATURAL RESOURCES</b>							
	(a) Minerals	369.445	125.705	552.536	229.680	921.981	355.385
	(b) Fuels	541.051	22.696	9,299.860	2,924.023	9,840.911	2,946.719
	(c) Science & Technology	1.574	1.074	0.000	0.000	1.574	1.074
	Total (M/o Petroleum & Natural Res.)	912.070	149.475	9,852.396	3,153.703	10,764.466	3,303.178
<b>14. PRIME MINISTER SECRETARIAT</b>							
	(a) Power	61.072	0.000	0.000	0.000	61.072	0.000
	(b) Science & technology	29.825	0.000	0.000	0.000	29.825	0.000
	Total (Prime Minister Secretariat)	90.897	0.000	0.000	0.000	90.897	0.000

(Million Rupees)

Sl. No.	Ministry/Division	Ministries Budgeted Programmes, 1991-92		Corporations Programme, 1991-92		Grand PSDP for 1991-92	
		Total PSDP	Foreign Aid	Total PSDP	Foreign Aid	Total PSDP	Foreign Aid
1	2	3	4	5	6	7	8
<b>15. M/o WATER &amp; POWER</b>							
	(a) Water	3,506.301	1,701.250	0.000	0.000	3,506.301	1,701.250
	(b) Power	2,291.500	1,291.000	24,416.070	13,679.330	28,707.570	14,970.580
	<b>Total (M/o Water &amp; Power)</b>	<b>5,797.801</b>	<b>2,992.250</b>	<b>24,416.070</b>	<b>13,679.330</b>	<b>30,213.871</b>	<b>16,671.830</b>
<b>16. DEFENCE DIVISION</b>							
	(a) Water	1.094	0.000	0.000	0.000	1.094	0.000
	(b) Transport & Communications	4.609	0.100	0.000	0.000	4.609	0.100
	(c) Science & Technology	1.669	1.169	0.000	0.000	1.669	1.169
	<b>Total (Defence Division)</b>	<b>7.372</b>	<b>1.269</b>	<b>0.000</b>	<b>0.000</b>	<b>7.372</b>	<b>1.269</b>
<b>17. AVIATION DIVISION</b>							
	(a) Transport & Communications	0.000	0.000	5,490.230	3,852.284	5,490.230	3,852.284
	<b>Total (Aviation Division)</b>	<b>0.000</b>	<b>0.000</b>	<b>5,490.230</b>	<b>3,852.284</b>	<b>5,490.230</b>	<b>3,852.284</b>
<b>18. M/o COMMUNICATIONS</b>							
	(a) Transport & Communications	251.161	39.500	14,024.000	6,455.300	14,275.161	6,494.800
	<b>Total (M/o Communications)</b>	<b>251.161</b>	<b>39.500</b>	<b>14,024.000</b>	<b>6,455.300</b>	<b>14,275.161</b>	<b>6,494.800</b>
<b>19. MINISTRY OF RAILWAYS</b>							
	(a) Transport & Communications	1,757.000	995.250	0.000	0.000	1,757.000	995.250
	<b>Total (M/o Railways)</b>	<b>1,757.000</b>	<b>995.250</b>	<b>0.000</b>	<b>0.000</b>	<b>1,757.000</b>	<b>995.250</b>

(Million Rupees)

Sl No	Ministry/Division	Ministries Budgeted Programme 1991-92		Corporations Programme 1991-92		Total PSDP for 1991-92	
		Total PSDP	Foreign Aid	Total PSDP	Foreign Aid	Total PSDP	Foreign Aid
1	2	3	4	5	6	7	8
<b>20. WORKS DIVISION</b>							
	(a) Physical Planning & Housing	170.538	0.000	0.000	0.000	170.538	0.000
	Total (Works Division)	170.538	0.000	0.000	0.000	170.538	0.000
<b>21. M/o RELIGIOUS AFFAIRS</b>							
	(a) Physical Planning & Housing	1.500	0.000	0.000	0.000	1.500	0.000
	Total (M/o Religious Affairs)	1.500	0.000	0.000	0.000	1.500	0.000
<b>22. ENVIRONMENT &amp; URBAN AFFAIRS DIVISION</b>							
	(a) Physical Planning & Housing	2.251	0.000	0.000	0.000	2.251	0.000
	Total (E & U.A. Division)	2.251	0.000	0.000	0.000	2.251	0.000
<b>23. JUSTICE &amp; P.A. DIVISION</b>							
	(a) Physical Planning & Housing	2.000	0.000	0.000	0.000	2.000	0.000
	Total (Justice & PA Division)	2.000	0.000	0.000	0.000	2.000	0.000
<b>24. M/o INFORMATION &amp; BROADCASTING</b>							
	(a) Mass Media	260.711	183.347	0.000	0.000	260.711	183.347
	Total (M/o Information & Broadcasting)	260.711	183.347	0.000	0.000	260.711	183.347

(Million Rupees)

Sl No	Ministry/Division	Ministries Budgeted Programme 1991-92		Corporations Programme 1991-92		Total PSDP for 1991-92	
		Total PSDP	Foreign Aid	Total PSDP	Foreign Aid	Total PSDP	Foreign Aid
1	2	3	4	5	6	7	8
<b>25. M/o LOCAL GOVERNMENT &amp; RURAL DEVELOPMENT</b>							
	(a) Rural Roads & Model Villages	303.724	267.500	0.000	0.000	303.724	267.500
	(b) Physical Planning & Housing	3.660	3.160	0.000	0.000	3.660	3.160
	<b>Total (M/o Local Govt. &amp; Rural Dev.)</b>	<b>307.384</b>	<b>270.660</b>	<b>0.000</b>	<b>0.000</b>	<b>307.384</b>	<b>270.660</b>
<b>26. M/o SCIENCE &amp; TECHNOLOGY</b>							
	(a) Science & Technology	306.370	38.570	0.000	0.000	306.370	38.570
	<b>Total ( M/o Science &amp; Technology)</b>	<b>306.370</b>	<b>38.570</b>	<b>0.000</b>	<b>0.000</b>	<b>306.370</b>	<b>38.570</b>
<b>27. ESTABLISHMENT DIVISION</b>							
	(a) Education & Training	8.099	0.000	0.000	0.000	8.099	0.000
	(b) Social Welfare	14.079	0.000	0.000	0.000	14.079	0.000
	(c) Physical Planning & Housing	2.500	0.000	0.000	0.000	2.500	0.000
	<b>Total (Establishment Division)</b>	<b>24.678</b>	<b>0.000</b>	<b>0.000</b>	<b>0.000</b>	<b>24.678</b>	<b>0.000</b>
<b>28. HEALTH DIVISION</b>							
	(a) Health & Nutrition	359.501	62.570	0.000	0.000	359.501	62.570
	<b>Total (Health Division)</b>	<b>359.501</b>	<b>62.570</b>	<b>0.000</b>	<b>0.000</b>	<b>359.501</b>	<b>62.570</b>
<b>29. CULTURE &amp; SPORTS DIVISION</b>							
	(a) Culture, Sports, Tourism & Youth	40.931	2.000	0.000	0.000	40.931	2.000
	<b>Total (Culture &amp; Sports Division)</b>	<b>40.931</b>	<b>2.000</b>	<b>0.000</b>	<b>0.000</b>	<b>40.931</b>	<b>2.000</b>

(Million Rupees)

Sl No	Ministry/Division	Ministries Budgeted Programme 1991-92		Corporations Programme 1991-92		Total PSDP for 1991-92	
		Total PSDP	Foreign Aid	Total PSDP	Foreign Aid	Total PSDP	Foreign Aid
1	2	3	4	5	6	7	8
<b>30. TOURISM DIVISION</b>							
	(a) Culture, Sports, Tourism & Youth	6.249	0.500	0.000	0.000	6.249	0.500
	Total (Tourism Division)	6.249	0.500	0.000	0.000	6.249	0.500
<b>31. YOUTH AFFAIRS DIVISION</b>							
	(a) Culture, Sports, Tourism & Youth	25.040	2.800	0.000	0.000	25.040	2.800
	Total (Youth Affairs Division)	25.040	2.800	0.000	0.000	25.040	2.800
<b>32. MANPOWER DIVISION</b>							
	(a) Manpower & Employment	160.825	148.325	0.000	0.000	160.825	148.325
	Total (Manpower Division)	160.825	148.325	0.000	0.000	160.825	148.325
<b>33. LABOUR DIVISION</b>							
	(a) Manpower & Employment	5.725	2.875	0.000	0.000	5.725	2.875
	Total (Labour Division)	5.725	2.875	0.000	0.000	5.725	2.875
<b>34. WOMEN DIVISION</b>							
	(a) Women Development	204.000	12.000	0.000	0.000	204.000	12.000
	Total (Women Division)	204.000	12.000	0.000	0.000	204.000	12.000
<b>35. POPULATION WELFARE DIVISION</b>							
	(a) Population Welfare	636.265	224.550	0.000	0.000	636.265	224.550
	Total (Population Welfare Division)	636.265	224.550	0.000	0.000	636.265	224.550

(Million Rupees)

Sl No	Ministry/Division	Ministries Budgeted Programme 1991-92		Corporations Programme 1991-92		Total PSDP for 1991-92	
		Total PSDP	Foreign Aid	Total PSDP	Foreign Aid	Total PSDP	Foreign Aid
1	2	3	4	5	6	7	8
<b>36. SPECIAL EDUCATION &amp; SOCIAL WELFARE DIVISION</b>							
	(a) Social Welfare	76.000	0.000	0.000	0.000	76.000	0.000
Total (Special Edu. & Social Wel. Div)		76.000	0.000	0.000	0.000	76.000	0.000
<b>37. ECONOMIC AFFAIRS DIVISION</b>							
	(a) Research, Statistics & Planning	2.164	2.000	0.000	0.000	2.164	2.000
Total (Economic Affairs Division)		2.164	2.000	0.000	0.000	2.164	2.000
<b>38. KASHMIR AFFAIRS &amp; NORTHERN AFFAIRS DIVISION</b>							
<b>(i) AZAD KASHMIR</b>							
	(a) Agriculture	126.000	0.000	0.000	0.000	126.000	0.000
	(b) Industry	17.250	0.000	0.000	0.000	17.250	0.000
	(c) Minerals	7.500	0.000	0.000	0.000	7.500	0.000
	(d) Water	9.000	0.000	0.000	0.000	9.000	0.000
	(e) Power	490.500	346.500	0.000	0.000	490.500	346.500
	(f) Transport & Communications	181.500	0.000	0.000	0.000	181.500	0.000
	(g) Physical Planning & Housing	66.000	0.000	0.000	0.000	66.000	0.000
	(h) Rural Roads	88.500	34.019	0.000	0.000	88.500	34.019
	(i) Education & Training	84.000	15.000	0.000	0.000	84.000	15.000
	(j) Health & Nutrition	51.000	0.000	0.000	0.000	51.000	0.000
	(k) Res., Stat. & Planning	0.750	0.000	0.000	0.000	0.750	0.000
	(l) SDP	130.000	0.000	0.000	0.000	130.000	0.000
Total (Azad Kashmir)		1,252.000	395.519	0.000	0.000	1,252.000	395.519

(Million Rupees)

Sl No	Ministry/Division	Ministries Budgeted Programme 1991-92		Corporations Programme 1991-92		Total PSDP for 1991-92	
		Total PSDP	Foreign Aid	Total PSDP	Foreign Aid	Total PSDP	Foreign Aid
1	2	3	4	5	6	7	8
<b>(i) NORTHERN AREAS</b>							
	(a) Agriculture	37.500	7.500	0.000	0.000	37.500	7.500
	(b) Industry	6.000	0.000	0.000	0.000	6.000	0.000
	(c) Water	5.250	0.000	0.000	0.000	5.250	0.000
	(d) Power	112.500	22.500	0.000	0.000	112.500	22.500
	(e) Transport & Communications	125.100	0.000	0.000	0.000	125.100	0.000
	(f) Physical Planning & Housing	37.500	0.000	0.000	0.000	37.500	0.000
	(g) Rural Roads	37.500	0.000	0.000	0.000	37.500	0.000
	(h) Education & Training	60.000	0.000	0.000	0.000	60.000	0.000
	(i) Health & Nutrition	18.750	0.000	0.000	0.000	18.750	0.000
	(j) SDP	140.000	0.000	0.000	0.000	140.000	0.000
	<b>Total (Northern Areas)</b>	<b>580.100</b>	<b>30.000</b>	<b>0.000</b>	<b>0.000</b>	<b>580.100</b>	<b>30.000</b>
	<b>Total (KA &amp; NA Division)</b>	<b>1,832.100</b>	<b>425.519</b>	<b>0.000</b>	<b>0.000</b>	<b>1,832.100</b>	<b>425.519</b>
<b>39. STATES &amp; FRONTIER REGIONS DIVISION</b>							
<b>(i) FEDERALLY ADMINISTERED TRIBAL AREAS (FATA)</b>							
	(a) Agriculture	45.414	0.000	0.000	0.000	45.414	0.000
	(b) Power	97.156	0.000	0.000	0.000	97.156	0.000
	(c) Transport & Communications	116.440	0.000	0.000	0.000	116.440	0.000
	(d) Physical Planning & Housing	73.456	0.000	0.000	0.000	73.456	0.000
	(e) Rural Roads	8.252	0.000	0.000	0.000	8.252	0.000
	(f) Education & Training	115.046	0.000	0.000	0.000	115.046	0.000
	(g) Health & Nutrition	63.945	0.000	0.000	0.000	63.945	0.000
	(h) Res. Stat. & Planning	0.791	0.000	0.000	0.000	0.791	0.000
	(i) SDP	252.000	0.000	0.000	0.000	252.000	0.000
	<b>Total (FATA)</b>	<b>772.500</b>	<b>0.000</b>	<b>0.000</b>	<b>0.000</b>	<b>772.500</b>	<b>0.000</b>
<b>(ii) FEDERALLY ADMINISTERED TRIBAL AREAS DEV. CORPORATION (FATA/DC)</b>							
	(a) Industry	7.023	0.000	0.000	0.000	7.023	0.000
	(b) Minerals	12.997	0.000	0.000	0.000	12.997	0.000
	(c) Water	67.938	0.000	0.000	0.000	67.938	0.000
	(d) Physical Planning & Housing	1.892	0.000	0.000	0.000	1.892	0.000
	<b>Total (FATA-DC)</b>	<b>89.850</b>	<b>0.000</b>	<b>0.000</b>	<b>0.000</b>	<b>89.850</b>	<b>0.000</b>

(Million Rupees)

Sl No	Ministry/Division	Ministries Budgeted Programme 1991-92		Corporations Programme 1991-92		Total PSDP for 1991-92	
		Total PSDP	Foreign Aid	Total PSDP	Foreign Aid	Total PSDP	Foreign Aid
1	2	3	4	5	6	7	8
(iii) FRONTIER CONSTABULARIES, LEVIES & THANAS							
	(a) Physical Planning and Housing	8.000	0.000	0.000	0.000	8.000	0.000
	Total (Levies & Thanas)	8.000	0.000	0.000	0.000	8.000	0.000
	Total (S & FR Division)	870.350	0.000	0.000	0.000	870.350	0.000
40.	Special Grant for Sindh	2,500.000	0.000	0.000	0.000	2,500.000	0.000
41.	Afghan Refugees Rehabilitation Programme	200.000	0.000	0.000	0.000	200.000	0.000
42.	Tameer-e-Watan Programme	1,600.000	0.000	0.000	0.000	1,600.000	0.000
	Total Gross (Federal PSDP)	21,780.264	6,365.694	57,325.916	29,299.177	79,106.180	35,664.871
	Less Operational Shortfall	420.992	153.887	0.000	0.000	420.992	153.887
	Total Net (Federal PSDP)	21,359.272	6,211.807	57,325.916	29,299.177	78,685.188	35,510.984

---

---

**B. PRODUCTION SECTORS**

---

---

(1-2)

1  
2  
3  
4  
5  
6  
7  
8  
9  
10  
11  
12  
13  
14  
15  
16  
17  
18  
19  
20  
21  
22  
23  
24  
25  
26  
27  
28  
29  
30  
31  
32  
33  
34  
35  
36  
37  
38  
39  
40  
41  
42  
43  
44  
45  
46  
47  
48  
49  
50  
51  
52  
53  
54  
55  
56  
57  
58  
59  
60  
61  
62  
63  
64  
65  
66  
67  
68  
69  
70  
71  
72  
73  
74  
75  
76  
77  
78  
79  
80  
81  
82  
83  
84  
85  
86  
87  
88  
89  
90  
91  
92  
93  
94  
95  
96  
97  
98  
99  
100

---


---

**AGRICULTURE**

---

---


(3-4)



AGRICULTURE  
(SUMMARY)

(Million Rupees)

Sl. No.	Name of Sub-Sector	PSDP 1991-92	
		Total PSDP	Foreign Aid
1	2	3	4
1.	Storages	13.781	11.000
2.	Agriculture Extension	79.700	76.750
3.	Oilseed Maximization	57.500	35.000
4.	Agricultural Marketing	1.350	1.250
5.	Agri. Economics and Statistics	1.063	1.063
6.	Improved Seeds	1.222	0.950
7.	Forestry	49.344	37.954
8.	Wildlife	0.150	0.000
9.	Plant Protection	1.250	0.000
10.	Range Management	0.005	0.005
11.	Agriculture Research	74.750	65.250
12.	Research Statistics	11.425	6.100
13.	Fisheries	95.098	74.158
14.	Animal Husbandry	4.812	3.500
15.	Soil Conservation	9.566	8.300
16.	Agriculture Education	40.750	16.000
17.	Agriculture Productivity	1000.000	0.000
18.	AJK	126.000	0.000
19.	Northern Areas	37.500	7.500
20.	FATA	45.414	0.000
Total (Agriculture)		1650.678	344.780



## AGRICULTURE

(Million Rupees)

Sl. No.	Name, Location and Status of the scheme	Estimated Cost		Expenditure upto June, 1990	Revised Expenditure for 1990-91	PSDP 1991-92	
		Total	Foreign Aid			Total PSDP	Foreign Aid
1	2	3	4	5	6	7	8
<b>A. FOOD AND AGRICULTURE DIVISION</b>							
<b>STORAGES</b>							
1.	Post Harvest Management(USAID) Food Security Management project (USAID) (App)	203.284	176.000	104.476	67.196	11.750	11.000
	Total (Storages)	203.284	176.000	104.476	67.196	11.750	11.000
<b>AGRICULTURE EXTENSION</b>							
2.	Cotton Development Project Punjab (ADB) (App)	58.908	58.908	10.142	4.810	5.000	5.000
3.	Cotton Development Project, Sindh (ADB/IDA) (App)	59.554	59.554	4.180	12.500	5.000	5.000
4.	Cotton Standard Institute, Karachi ADB/UNDP (App)	132.817	127.128	19.736	23.813	12.500	12.250
	Total (Agri. Extension)	251.279	245.590	34.058	41.123	22.500	22.250
<b>OILSEED MAXIMISATION</b>							
5.	National Oilseed Development Project (IDA/IBRD) (App)	480.682	293.410	42.945	138.898	57.500	35.000
	Total (Oilseed)	480.682	293.410	42.945	138.898	57.500	35.000
<b>AGRICULTURE MARKETING</b>							
6.	Marketing Information System Improvement (Karachi & four Provincial Hqtrs.)(ADB) (App)	10.537	9.551	0.063	0.310	1.350	1.250
	Total (Agri. Marketing)	10.537	9.551	0.063	0.310	1.350	1.250
<b>AGRICULTURE ECONOMICS &amp; STATISTICS</b>							
7.	Development of Management Information System, Islamabad. (UNDP/FAO/ADB) (App)	9.983	9.983	6.836	3.021	0.063	0.063

## AGRICULTURE

(Million Rupees)

Sl. No.	Name, Location and Status of the scheme	Estimated Cost		Expendi- ture upto June, 1990	Revised Expendi- ture for 1990-91	PSDP 1991-92	
		Total	Foreign Aid			Total PSDP	Foreign Aid
1	2	3	4	5	6	7	8
8.	Economic Policy and Analysis	0.000	0.000	0.000	0.000	1.000	1.000
Total (Agri.Eco. & Stat.)		9.983	9.983	6.836	3.021	1.063	1.063
IMPROVED SEEDS							
9.	Establishment of a Seed Potato Health Laboratory and Quality Control System at Sahiwal (DUTCH GRANT) (App)	9.991	6.922	1.999	2.208	1.222	0.950
Total (Improved Seeds):		9.991	6.922	1.999	2.208	1.222	0.950
FORESTRY							
10.	Forestry Planning & Development Project, to Organize, Establish and Expand Energy Plantations Mainly on Private Lands. (USAID) (App)	536.085	358.543	368.823	67.340	41.170	30.500
11.	Forestry Sector Master Plan (UNDP/ADB) (App)	57.078	54.600	0.000	29.000	7.039	6.800
12.	Tree Water Requirement at 3 Experimental Sites, Changa Manga, Bahawalpur and Miani. (CIDA) (App)	3.298	2.967	0.000	0.000	0.313	0.313
13.	Poulowina Research in PFI, Peshawar (IDRC/CANADA) (App)	2.072	1.950	0.300	0.628	0.341	0.341
14.	Development of Forestry Education and Training at PFI, Peshawar (App.)	13.921	0.000	8.669	0.384	0.481	0.000
Total (Forestry)		612.454	418.060	377.792	97.352	49.344	37.954

## AGRICULTURE

(Million Rupees)

Sl. No.	Name, Location and Status of the scheme	Estimated Cost		Expenditure upto June, 1990	Revised Expenditure for 1990-91	PSDP 1991-92	
		Total	Foreign Aid			Total PSDP	Foreign Aid
1	2	3	4	5	6	7	8
<b>WILDLIFE</b>							
15.	Public Education in Nature and Natural Resources Conservation with Emphasis on Wildlife and its Habitat, Islamabad (App.)	3.000	0.000	0.810	0.200	0.150	0.000
	Total (Wildlife)	3.000	0.000	0.810	0.200	0.150	0.000
<b>PLANT PROTECTION</b>							
16.	Const. of New Locust Outpost at Quetta (App.)	6.224	0.000	1.265	1.920	1.250	0.000
	Total (Plant Protection)	6.224	0.000	1.265	1.920	1.250	0.000
<b>RANGE MANAGEMENT</b>							
17.	Development of Range-Management Research and Education at PFI, Peshawar. (UNDP) (Un-App.)	55.534	45.342	0.000	0.000	0.005	0.005
	Total (Range Management)	55.534	45.342	0.000	0.000	0.005	0.005
<b>AGRICULTURE RESEARCH</b>							
18.	Pakistan Cotton Development Research and Development (PCCC) Project. (All Institutions of Punjab & Sindh)(ADB)(App.)	121.697	114.733	7.067	16.882.	10.000	9.500
<b>AGRICULTURE PRODUCTIVITY</b>							
19.	Block Allocation	0.000	0.000	0.000	0.000	1000.000	0.000
	Total (Food & Agri. Division)	1764.665	1319.591	577.311	369.110	1156.133	118.971
<b>B. AGRICULTURE RESEARCH DIVISION</b>							
20.	Italian Technical Assistance for Cultivation of Fruits, Vegetables & Olives (Islamabad, Swat, Murree & Turbat)(Italian Govt.) (App)	70.357	51.813	65.800	7.215	3.550	3.000

## AGRICULTURE

(Million Rupees)

Sl. No.	Name, Location and Status of the scheme	Estimated Cost		Expendi- ture upto June, 1990	Revised Expendi- ture for 1990-91	PSDP 1991-92	
		Total	Foreign Aid			Total PSDP	Foreign Aid
1	2	3	4	5	6	7	8
21.	Management of Agriculture Research and Technology Project (All Provinces)(USAID) (App)	447.000	432.250	382.847	79.596	44.900	43.500
22.	Coordinated Research Project for Improvement of Sheep & Wool(All Provinces)(UNDP) (App)	75.358	42.668	3.308	0.962	0.500	0.250
23.	Influence of Environmental Stress on Reproductive Physiology of Selected Crops (All Provinces). (ODA/UK) (App)	19.410	16.839	0.000	0.192	0.650	0.500
24.	PL-480 (PARC/NARC All Provinces (App) (USAID-FERRO)	0.000	0.000	0.000	0.962	0.750	0.000
25.	Agriculture Research Project-II (All Provinces) (IDA) (App.)	1769.743	1267.463	0.000	0.000	6.900	5.000
26.	Genetic Resources Preservation and Seed Research Laboratories (All Provinces). (App.)(Japan Govt.)	223.469	221.469	0.000	0.000	3.750	3.500
27.	Southern Zone Agricultural Research Institute, Sujjawal, Sindh (App.)	25.422	0.000	6.402	5.772	3.750	0.000
Total (Agri. Research Division)		2630.759	2032.502	458.357	94.699	64.750	55.750

## C. LIVESTOCK DIVISION

## FISHERIES

28.	Korangi Fisheries Harbour Project Korangi Creek, Karachi (ADB) (App.)	629.661	485.308	211.657	138.260	75.000	57.500
29.	Fisheries Training Centre Karachi (ADB) (App.)	48.036	31.530	9.495	22.151	11.940	9.350
30.	Upgradation and Quality Control of Fish and Fishery Products, Karachi. (UNDP) (App.)	15.054	9.340	0.000	0.000	2.558	2.308

## AGRICULTURE

(Million Rupees)

Sl. No.	Name, Location and Status of the scheme.	Estimated Cost		Expenditure upto June, 1990	Revised Expenditure for 1990-91	PSDP 1991-92	
		Total	Foreign Aid			Total PSDP	Foreign Aid
1	2	3	4	5	6	7	8
31.	Strengthening of Fisheries Training Centre, Karachi. (UNDP) (App.)	58.971	54.040	0.000	0.000	5.000	5.000
	Total (Fisheries)	751.722	580.218	221.152	160.411	94.498	74.158
<b>ANIMAL HUSBANDRY</b>							
32.	Livestock Development Project of Pakistan (Federal Component), Islamabad. (ADB) (App.)	68.590	66.700	0.000	0.000	3.550	3.500
33.	Establishment of Animal Quarantine Station at Multan (App.)	1.630	0.000	0.630	0.288	0.250	0.000
	Total (Animal Husbandry)	70.220	66.700	0.630	0.288	3.800	3.500
	Total (Livestock Division):	821.942	646.918	221.782	160.699	98.298	77.658
<b>D. NARCOTICS DIVISION</b>							
<b>AGRICULTURE EXTENSION</b>							
34.	Dir Area Development Project. (UNFDAC) (App.)	310.342	282.947	174.394	49.000	10.700	8.000
35.	Gadoon Amzai Area Development Project. (USAID) (App.)	400.660	376.113	0.000	70.300	45.000	45.000
36.	Special Development Unit, Peshawar. (UNFDAC) (App.)	30.550	30.550	4.465	2.500	1.500	1.500
	Total (Narcotics Division)	741.552	689.610	178.859	121.800	57.200	54.500
<b>E. PLANNING AND DEVELOPMENT DIVISION</b>							
<b>AGRICULTURE (STORAGES)</b>							
37.	Construction of Faisalabad Silos (51059 Tonns) (App.)	59.348	0.000	69.157	10.980	0.500	0.000

## AGRICULTURE

(Million Rupees)

Sl. No.	Name, Location and Status of the scheme	Estimated Cost		Expenditure upto June, 1990	Revised Expenditure for 1990-91	PSDP 1991-92	
		Total	Foreign Aid			Total PSDP	Foreign Aid
1	2	3	4	5	6	7	8
38.	Construction of Karachi Silos (50,000 Tonne) (App.)	50.061	0.000	45.500	1.500	1.531	0.000
	Total (Storages)	109.409	0.000	114.657	12.480	2.031	0.000
SOILS AND FERTILIZERS							
39.	National Fertilizer Development Centre Phase-III, Islamabad (FAC/Netherland) (App)	59.802	55.053	0.000	1.728	9.066	8.300
	Total (Planning & Dev. Division)	169.211	55.053	114.657	14.208	11.097	8.300
F. INTERIOR DIVISION(ICT)							
Animal Husbandry							
40.	Expansion and Improvement of Veterinary Hospitals (Bharakau & Rawat) Construction of Buildings, Islamabad (App.)	5.188	0.000	1.664	1.920	0.802	0.000
41.	Establishment of Veterinary Diagnostic Laboratory in Islamabad District. (App.)	2.226	0.000	0.897	1.020	0.155	0.000
42.	Estab. of Artificial Insemination Facility in the Rural Areas of Islamabad (App.)	1.224	0.000	0.674	0.440	0.055	0.000
	Total (Animal Husbandry)	8.638	0.000	3.235	3.380	1.012	0.000
Fisheries							
43.	Establishment of Rich Seed Production Farms for Expansion of Fish Culture Activities in Small/ Mini Dams, Islamabad (App.)	4.946	0.000	1.346	0.960	0.600	0.000
	Total (Fisheries)	4.946	0.000	1.346	0.960	0.600	0.000

## AGRICULTURE

(Million Rupees)

Sl. No.	Name, Location and Status of the scheme	Estimated Cost		Expenditure upto June, 1990	Revised Expenditure for 1990-91	PSDP 1991-92	
		Total	Foreign Aid			Total PSDP	Foreign Aid
1	2	3	4	5	6	7	8
<b>Soil Conservation</b>							
44.	Soil Conservation on Sub-catchment Basis. (App.)	9.225	0.000	0.960	0.960	0.350	0.000
45.	Ground Water Development Project					0.150	0.000
	Total (Soil Conservation)	9.225	0.000	0.960	0.960	0.500	0.000
	Total (Interior Division)	22.809	0.000	5.541	5.300	2.112	0.000
<b>G. STATISTICS DIVISION</b>							
<b>RESEARCH STATISTICS</b>							
46.	Agricultural Data Collection (ADC) Using Area Sampling Frame Concept (ASP/USAID) (App.)	193.471	193.174	86.510	22.080	11.425	6.100
	Total (Statistics Division)	193.471	193.174	86.510	22.080	11.425	6.100
<b>H. EDUCATION DIVISION</b>							
<b>NWFP Agriculture University, Peshawar</b>							
47.	Transformation & Integration of Provincial Agricultural Network, NWFP (USAID) (App.)	637.472	458.572	509.806	48.100	24.000	14.000
<b>Faisalabad Agriculture University</b>							
48.	Improvement of facilities at Agriculture University, Faisalabad (App.)	49.958	0.000	8.000	6.734	5.000	0.000
49.	Bilateral Collaboration Between Agriculture University Faisalabad and Bangor (U.K) (App.)	9.000	0.000	3.710	1.924	1.000	1.000
	Total	58.958	0.000	11.710	8.658	6.000	1.000

## AGRICULTURE

(Million Rupees)

Sl. No.	Name, Location and Status of the scheme	Estimated Cost		Expenditure upto June, 1990	Revised Expenditure for 1990-91	PSPD 1991-92	
		Total	Foreign Aid			Total PSPD	Foreign Aid
1	2	3	4	5	6	7	8
	Bahuddin Zakirka University, Multan						
50.	Establishment of University College of Agriculture at F.Z. University, Multan (App.)	87.889	0.000	9.420	5.002	3.750	0.000
	Sindh Agriculture University, Tandojam						
51.	Establishment of S.Z.A. Bhutto Agriculture College, Dokri, Sindh (App.)	145.958	0.000	3.000	9.620	6.000	0.000
52.	Bilateral link between Sindh Agriculture University Tandojam and Bangor (UK) (App.)	9.996	0.000	4.099	1.924	1.000	1.000
	<b>Total:</b>	<b>155.954</b>	<b>0.000</b>	<b>7.099</b>	<b>11.544</b>	<b>7.000</b>	<b>1.000</b>
	<b>Total (Education Division):</b>	<b>940.273</b>	<b>458.572</b>	<b>538.035</b>	<b>73.304</b>	<b>49.750</b>	<b>15.000</b>
I.	<b>SPECIAL AREAS</b>						
53.	Area Kashmir	0.000	0.000	0.000	161.600	125.000	0.000
54.	Northern Areas	0.000	0.000	0.000	25.932	37.500	7.500
55.	FAPA	0.000	0.000	0.000	0.000	45.454	0.000
	<b>TOTAL (AGRICULTURE):</b>	<b>7284.682</b>	<b>5395.420</b>	<b>2181.052</b>	<b>1048.732</b>	<b>1650.678</b>	<b>344.780</b>

---


---

**SUBSIDY ON FERTILIZER**

---

---

(15-16)




FERTILIZER SUBSIDY

(Million Rupees)

Sl. No.	Name, Location and status of the scheme	Estimated Cost		Expenditure upto June, 1990	Revised Expenditure for 1990-91	PSDP 1991-92	
		Total	Foreign Aid			Total PSDP	Foreign Aid
1	2	3	4	5	6	7	8

FOOD & AGRICULTURE DIVISION

1.	Subsidy on Fertilizer	0.000	0.000	0.000	1385.760	589.000	0.000
Total (Fertilizer Subsidy)		0.000	0.000	0.000	1385.760	589.000	0.000



---

---

**INDUSTRY**

---

---

(19—20)


THE UNIVERSITY OF CHICAGO  
DIVISION OF THE PHYSICAL SCIENCES  
DEPARTMENT OF CHEMISTRY

PHYSICAL CHEMISTRY

PHYSICAL CHEMISTRY  
DEPARTMENT OF CHEMISTRY  
UNIVERSITY OF CHICAGO

INDUSTRY  
(SUMMARY)

		(Million Rupees)	
Sl. No.	Name of Sub-Sectors	PSDP 1991-92	
		Total PSDP	Foreign Aid
1	2	3	4
<b>MISINISTRIES/DIVISIONS</b>			
1.	N.F.C.	9.963	0.000
2.	S.E.C.	15.500	0.000
3.	Technical Training Projects in Industrial Development	28.867	15.859
4.	P.C.P.	0.100	0.000
5.	Technical Assistance Cell	36.750	35.000
6.	A.J.K.	17.250	0.000
7.	Northern Areas	6.000	0.000
8.	FATA/DC	7.023	0.000
<b>CORPORATIONS</b>			
9.	S.E.C.	321.000	248.350
10.	N.F.C.	574.450	408.350
11.	S.C.C.P.	1478.000	768.000
12.	F.C.C.C.L.	312.970	195.810
13.	P.A.C.O	156.800	38.000
14.	Pakistan Steel	700.000	500.000
Total (Industry)		3664.673	2209.369



## INDUSTRY

(Million Rupees)

Sl. No.	Name, Location and Status of the Scheme	Estimated Cost		Expenditure upto June, 1990	Revised Expenditure for 1990-91	PSDP 1991-92	
		Total	Foreign Aid			Total PSDP	Foreign Aid
1	2	3	4	5	6	7	8
<b>A. PRODUCTION DIVISION</b>							
=====							
N.F.C.							
-----							
1.	Hazara Phosphate Fertilizer (Pvt) Ltd. Haripur	281.650	57.655	204.542	0.000	9.963	0.000
S.E.C.							
-----							
2.	Heavy Electrical Complex, Kot Najibullah (ECNEC) (App)	537.000	273.000	296.000	48.100	15.500	0.000
Total (Production Division)		818.650	330.655	500.542	48.100	25.463	0.000
=====							
<b>B. INDUSTRIES DIVISION</b>							
=====							
3.	Strengthening of Patent Designs Including Establishment of Information Services (UNDP) (DDWP 29.11.87)	3.114	2.232	0.760	1.567	0.294	0.100
4.	Extension of National College of Textile Engineering, Faisalabad (DDWP 11-3-90)	9.580	0.000	0.000	0.960	2.500	0.000
5.	Facility-cum-Training Centre, Kasur (UNDP) (App) (DDWP 29-11-87)	9.738	7.250	1.000	0.960	4.493	2.940
6.	National Supervisory Training at PITAC, Lahore (UNDP) (App) (DDWP 1987)	9.454	7.195	0.000	3.350	1.800	1.500
7.	Modernisation of Central Testing Laboratories, Karachi & Lahore (UNDP) (App) (CDWP)	29.850	23.200	1.158	1.360	6.250	6.250
8.	Hides and Skins Improvement Scheme LIDO, Islamabad (UNDP) (App) (DDWP 30-3-88)	10.120	6.945	0.000	6.000	1.723	1.473
9.	Expansion and Modernization of the Net Work of Utility Stores & Warehouses Throughout Pakistan (UNDP) (ECNEC 31-12-89)	499.740	35.940	5.145	0.000	7.500	0.000
10.	Establishment & Operation of Pilot Facility for Investment Casting, Lahore (UNDP) (DDWP 29-11-87 App.)	3.080	2.240	1.440	1.620	0.733	0.620

## INDUSTRY

(Million Rupees)

Sl. No.	Name, Location and Status of the Scheme	Estimated Cost		Expenditure upto June, 1990	Revised Expenditure for 1990-91	PSDP 1991-92	
		Total	Foreign Aid			Total PSDP	Foreign Aid
1	2	3	4	5	6	7	8
11.	Assistance in the Production of Heat Treatable Steels for Automobile Industry & Agricultural Component Lahore (UNDP)(DDWP 29-11-87)	9.932	6.952	0.000	1.328	3.576	2.976
	Total (Industries Division)	584.608	91.954	9.503	17.145	28.867	15.859
<b>C. PLANNING &amp; DEVELOPMENT DIVISION</b>							
12.	Technical Assistance Credit Cell-III (IDA) (ECNEC)(World Bank)	123.500	118.000	31.000	21.500	36.750	35.000
	Total (Planning & Deve. Division)	123.500	118.000	31.000	21.500	36.750	35.000
<b>D. CABINET DIVISION</b>							
13.	Reconstruction of PCP Press, Lahore (Approved) (UNDP/Denmark)	59.494	26.800	0.000	0.000	0.050	0.000
14.	BMR of PCP Press, Islamabad (Approved) (UNDP/Sweden)	19.775	11.580	0.000	0.000	0.050	0.000
	Total (Cabinet Division)	79.269	38.380	0.000	0.000	0.100	0.000
<b>E. SPECIAL AREAS</b>							
15.	Azad Kashmir	0.000	0.000	0.000	0.000	17.250	0.000
16.	Northern Areas	0.000	0.000	0.000	0.000	6.000	0.000
17.	FATA - DC	0.000	0.000	0.000	0.000	7.023	0.000
	Total (Ministries/Divisions)	1606.027	578.989	541.045	86.745	121.453	50.859

\* Negotiation stage.

## INDUSTRY

(Million Rupees)

Sl. No.	Name, Location and Status of the Scheme	Estimated Cost		Expenditure upto June, 1990	Revised Expenditure for 1990-91	PSDP 1991-92	
		Total	Foreign Aid			Total PSDP	Foreign Aid
1	2	3	4	5	6	7	8
<b>CORPORATION PROGRAMME</b>							
<b>I. SEC</b>							
1.	High Voltage Switchgear Project, Lahore Punjab, (Approved)	37.477	12.012	0.000	5.000	30.000	7.350
2.	BMR&E Heavy Mechanical Complex Taxila District Rawalpindi (Approved)	373.000	210.000	0.000	47.000	260.000	210.000
3.	BMR&E of PECO Distt: Lahore	137.000	81.000	0.000	12.000	0.000	0.000
4.	BMR&E of Pakistan Machine Tool Factory District Karachi	300.000	233.000	0.000	28.000	0.000	0.000
5.	Constitinuous casting Plant at PECO District Lahore (Approved)	19.000	14.000	0.000	8.000	14.000	14.000
6.	Constitinuous casting Plant at EMC Taxila District Rawalpindi (Approved)	22.000	17.000	0.000	8.000	17.000	17.000
7.	BMR&E of (QSW) Quality Steel Work District Karachi, Sindh (Approved)	20.000	9.000	0.000	0.000	0.000	0.000
8.	CAD/CAM Centre at EMC Taxila District Rawalpindi (Approved)	145.000	112.000	0.000	0.000	0.000	0.000
9.	Replacement of Key Equipment at Karachi Pipe Mill Distt. Karachi (Approved)	20.000	11.000	0.000	0.000	0.000	0.000
Total (SEC)		1073.477	699.012	0.000	108.000	321.000	248.350
<b>II. NFC</b>							
10.	PAFL Modernization and Expansion Project, Daudkhel (Approved)	3580.069	2105.676	4.561	23.000	0.000	0.000
11.	Pak-Saudi Fertilizers, BMR Project, Mirpur Mathelo.	818.000	563.000	40.000	72.000	573.000	407.000
12.	Feasibility Study for NP/CAN Plant	1.450	1.350	0.000	0.725	0.725	0.675

## INDUSTRY


(Million Rupees)

Sl. No.	Name, Location and Status of the Scheme	Estimated Cost		Expenditure upto June, 1990	Revised Expenditure for 1990-91	PSDP 1991-92	
		Total	Foreign Aid			Total PSDP	Foreign Aid
1	2	3	4	5	6	7	8
13.	Study for Transportation of Raw Material and Intermediaries for Setting up Phosphatic Fertilizer Plants at Existing or New Locations	1.450	1.350	0.000	0.725	0.725	0.675
14.	Hazara Phosphate Fertilizers Ltd. Haripur Grinding Plant	17.050	3.740	0.000	17.050	0.000	0.000
15.	Pak-China Fertilizer LTD-BMR Project Haripur	547.230	341.450	0.000	5.000	0.000	0.000
16.	Pakarab Fertilizer Plant Ltd. BMR of Ammonia Plant, Multan	366.000	256.000	0.000	47.220	0.000	0.000
17.	TSP Plant, Karachi.	1026.670	349.490	0.000	0.000	0.000	0.000
	Total (NFC)	6357.919	3622.056	44.561	165.720	574.450	408.350
III. SCCP							
18.	Associated Cement (WAH) Distt. Rawalpindi	2118.000	1073.000	131.000	632.000	1148.000	556.000
19.	BMR of 5 Existing Units Located in NWFP, Sindh, Punjab.	393.000	234.000	0.000	56.000	230.000	155.000
20.	Cement Research and Development Institute	101.000	50.000	10.000	20.000	73.000	41.000
21.	Corporate Strategy & Information System	48.000	32.000	39.000	10.000	4.000	3.000
22.	Human Resource Development Programme	52.000	47.000	3.000	10.000	23.000	13.000
	Total (SCCP)	2712.000	1436.000	183.000	728.000	1478.000	768.000
IV. FCCCL							
23.	PVC Complex, Kala Shah Kaku, District Sheikhpura, Punjab.	1378.000	749.000	0.000	0.000	0.000	0.000
24.	Expansion of National Fibres Ltd. Korangi, Karachi.	1450.000	755.000	0.000	0.000	164.000	107.000
25.	Expansion of Sindh Alkalis Ltd. Landhi, Karachi	650.000	220.000	0.000	0.000	91.170	50.000
26.	Plastics Technology Centre(Ph-II)Korangi Karachi	19.100	18.600	0.000	0.000	10.600	10.500

## INDUSTRY

(Million Rupees)


Sl. No.	Name, Location and Status of the Scheme	Estimated Cost		Expendi- ture upto June, 1990	Revised Expendi- ture for 1990-91	PSDP 1991-92	
		Total	Foreign Aid			Total PSDP	Foreign Aid
1	2	3	4	5	6	7	8
27.	Synthotic Fibre Development Application Centre, Korangi Karachi.	90.550	61.600	25.490	9.000	47.200	28.310
Total (FCCCL)		3587.650	1804.200	25.490	9.000	312.970	195.810
V. PACO							
28.	Suzuki Automobile Project, Karachi.	1562.500	673.700	391.400	1014.300	156.800	38.000
VI. PAKISTAN STEEL							
29.	Balancing & Modernization of Pakistan Steel Karachi.	1500.000	862.000	0.000	130.000	700.000	500.000
Total (Corporations)		16793.546	9096.968	644.451	2155.020	3543.220	2158.510
Total (Industry)		18399.573	9675.957	1185.496	2241.765	3664.673	2209.369





**MINERALS**






MINERALS  
(SUMMARY)

(Rupees Million)

Sl. No.	Name of Sub-Sectors	PSDP 1991-92	
		Total PSDP	Foreign Aid
1	2	3	4
MINISTRIES/DIVISIONS =====			
1.	GSP	17.943	5.000
2.	RDC	329.237	108.440
3.	PMDC	17.265	12.265
4.	Lakhra Coal Company	5.000	0.000
5.	AJK	7.500	0.000
6.	N.A.	0.000	0.000
7.	FATA	12.997	0.000
CORPORATIONS =====			
8.	Saindak Project	552.536	229.680
Total (Minerals)		942.478	355.385



MINERALS

(Rupees Million)

Sl. No.	Name, Location and Status of the Scheme	Estimated Cost		Expenditure upto June, 1990	Revised Expenditure for 1990-91	PSDP 1991-92	
		Total	Foreign Aid			Total PSDP	Foreign Aid
1	2	3	4	5	6	7	8
<b>MINISTRIES/DIVISIONS</b>							
<b>A. MINISTRY OF PETROLEUM &amp; NATURAL RESOURCES</b>							
<b>GEOLOGICAL SURVEY OF PAKISTAN</b>							
1.	Exploration and Evaluation of Iron Ore in Chiniot (1990-93) (App) (DDWP)	18.170	0.000	0.000	2.390	1.443	0.000
2.	Establishment of Geo-science Laboratory in GSP, Islamabad (App) (JICA-FSP)(ECNEC)	173.609	141.219	3.351	13.695	16.500	5.000
Total (Geological Survey of Pakistan)		191.779	141.219	3.351	16.085	17.943	5.000
<b>PAKISTAN MINERAL DEVELOPMENT CORPORATION</b>							
3.	Duddar Lead-Zinc Pre-Feasibility Study, District Lassbela, Baluchistan (UNDP/UNDTCD) (App)(ECNEC)	107.343	72.790	0.000	25.720	17.265	12.265
Total (P.M.D.C.)		107.343	72.790	0.000	25.720	17.265	12.265
33							
<b>RESOURCE DEVELOPMENT CORPORATION</b>							
4.	Saindak Copper-gold Project District Chagai, Baluchistan (CHINA) (App).(ECNEC 31-12-89)	6001.000	3806.000	356.066	436.460	329.237	108.440
Total (R.D.C)		6001.000	3806.000	356.066	436.460	329.237	108.440
5.	Lakhra Coal Company	0.000	0.000	0.000	0.000	5.000	0.000
Total(M/o Petroleum & Natural Resources)		6300.122	4020.009	359.417	478.265	369.445	125.705

## MINERALS

(Rupees Million)

Sl. No.	Name, Location and Status of the Scheme	Estimated Cost		Expenditure upto June, 1990	Revised Expenditure for 1990-91	PSDP 1991-92	
		Total	Foreign Aid			Total PSDP	Foreign Aid
1	2	3	4	5	6	7	8
<b>B. SPECIAL AREAS</b>							
6.	Azad Kashmir	0.000	0.000	0.000	0.000	7.500	0.000
7.	Northern Areas	0.000	0.000	0.000	0.000	0.000	0.000
8.	FATADC	0.000	0.000	0.000	0.000	12.997	0.000
		0.000	0.000	0.000	0.000	20.497	0.000
		6300.122	4020.009	359.417	478.265	389.942	125.705
<b>CORPORATIONS</b>							
9.	Saindak Project	0.000	0.000	0.000	611.653	552.536	229.680
	Total (Corporations)	0.000	0.000	0.000	611.653	552.536	229.680
	Total (Minerals)	6300.122	4020.009	359.417	1089.918	942.478	355.385

---

---

**C. INFRASTRUCTURE SECTORS**

---

---

(35—36)

1. The first part of the document is a list of names and addresses of the members of the committee.

2. The second part of the document is a list of names and addresses of the members of the committee.

3. The third part of the document is a list of names and addresses of the members of the committee.

4. The fourth part of the document is a list of names and addresses of the members of the committee.

5. The fifth part of the document is a list of names and addresses of the members of the committee.

6. The sixth part of the document is a list of names and addresses of the members of the committee.

7. The seventh part of the document is a list of names and addresses of the members of the committee.

8. The eighth part of the document is a list of names and addresses of the members of the committee.

9. The ninth part of the document is a list of names and addresses of the members of the committee.

10. The tenth part of the document is a list of names and addresses of the members of the committee.

**WATER**

(37-38)


1947-1948

1949

1950-1951

WATER  
(Summary)

		(Million Rupees)	
Sl. No.	Name of the Sub-Sectors	PSDP 1991-92	
		Total PSDP	Foreign Aid
1	2	3	4
1.	Surface Water Development Schemes	453.550	269.050
2.	Accelerated Programme		
	(a) Punjab	814.500	233.250
	(b) Sindh	1106.250	525.000
	(c) N.W.F.P.	341.250	150.750
3.	General Investigations	75.200	20.000
4.	Indus Basin Project, Tarbela	94.451	0.050
5.	Command Water Management Programme	100.100	100.000
6.	Canal Rehabilitation	150.000	148.150
7.	Flood Control Programme (All Pakistan)	175.000	100.000
8.	Flood Damages Restoration Programme	196.000	157.000
9.	On Form Water Management	135.095	135.095
10.	Defence Division	1.094	0.000
11.	Azad Kashmir	9.000	0.000
12.	Northern Areas	5.250	0.000
13.	FATA DC	67.938	0.000
Total (Water)		3724.678	1838.345



## WATER

(Million Rupees)

Sl. No.	Name, Location and status of the scheme	Total	Cost	Expendi-	Revised	PSDP 1991-92	
		Total	Foreign Aid	ture upto June, 1990	Expendi- ture for 1990-91	Total PSDP	Foreign Aid
1	2	3	4	5	6	7	8
<b>A. M/O WATER &amp; POWER</b>							
=====							
WAPDA							
a) SURFACE WATER DEVELOPMENT SCHEMES							
-----							
1.	Chashma Right Bank Canal, Stage I+II (ADB) (App)	3477.554	503.373	2415.500	310.817	320.000	175.000
2.	Pat Feeder Canal (Rehabilitation) & Improvement Project.(ADB-Japan) (App)	3066.720	1449.556	156.925	299.925	125.000	90.000
3.	Central Material Testing Laboratory (UNDP)(App)	88.600	60.000	51.600	9.620	7.500	4.000
4.	Khanpur Dam Project (Supplementary Claim)(App)	28.946	0.000	23.360	1.198	1.000	0.000
5.	Hub & Khanpur dam	0.000	0.000	0.000	0.000	0.050	0.050
Total (Surface Water)		6661.820	2012.929	2647.385	621.560	453.550	269.050
-----							
b) ACCELERATION PROGRAMME							
=====							
CENTRAL ZONE (PUNJAB)							
-----							
6.	Scarp VI, Panjnad Abbaissa, District Rahim Yar Khan Bahawalpur (Germany, IDA, ODA) (App)	3307.000	1663.930	1953.545	67.340	37.500	37.500
7.	Lower Rechna Remaining Drainage-IV, Faisalabad (IDA, ODA) (App)	1289.860	512.460	826.000	209.548	165.000	60.000
8.	Scarp Transition Pilot Project Districts Sheikhpora & Gujranwala (IDA/ADB) (App).	295.554	130.481	146.400	86.580	0.750	0.750
9.	Khushab Sub Unit Distt: Khushab (ADB) (App)	1008.666	394.879	19.100	88.295	103.500	75.000
10.	Private T/Well Development Project Districts D.G. Khan & Rajanpur (IDA) (App).	1139.870	230.250	35.700	448.100	96.000	60.000
11.	Gojra Khewra Phase-II Districts Faisalabad Tobatake Singh & Jhang (App)	267.703	0.000	56.400	43.760	54.675	0.000

## WATER

(Million Rupees)

Sl. No.	Name, Location and status of the scheme	Total	Cost	Expendi-	Revised	PSDP 1991-92	
		Total	Foreign Aid	ture upto June, 1990	Expendi- ture for 1990-91	Total PSDP	Foreign Aid
1	2	3	4	5	6	7	8
12.	Forwah Sadiqia Remaining Project Bahawal Nagar (App)	1304.904	0.000	273.100	196.200	172.500	0.000
13.	Sukh Beas Below B.S. Districts Sahiwal and Vehari (App)	348.780	0.000	43.600	57.980	60.000	0.000
14.	Shorkot Kamalia Districts Toba Take Sing, Jhang and Multan (App)	295.204	0.000	19.300	38.070	45.000	0.000
15.	Upper Rechna Remaining Deg Basin District Gujranwala (App).	231.020	0.000	1.500	16.480	41.250	0.000
16.	Scarp D.G.Khan Districts D.G. Khan and Rajanpur (App)	178.229	0.000	0.000	12.906	0.750	0.000
17.	Effective Linkage Khairwala (App)	40.259	0.000	0.000	0.096	0.075	0.000
18.	Project Planning Punjab (App)	0.000	0.000	523.000	87.000	37.500	0.000
Total (Punjab)		9707.049	2932.000	3897.645	1352.355	814.500	233.250
SOUTHERN ZONE (SINDH)							
19.	Left Bank Outfall Drain Stage-I (OPEC, ADB, IDA, IDB, Saudi Arabia, Switzerland, Canada and ODA) (App)						
	i. Outfall Spinal Drain Project	1425.776	791.841	590.600	214.072	147.000	67.500
	ii. Scarp Nawabshah	1183.557	590.729	723.300	477.372	266.250	138.750
	iii. Scarp Sanghar	1716.143	925.312	262.000	347.078	333.750	195.000
	iv. Scarp Mirpurkhas	2144.384	1179.379	39.800	140.390	228.000	123.750
20.	North Dadu Drainage Project Phase-II (App)	314.783	0.000	64.000	82.059	106.275	0.000
21.	Larkana Shikarpur (Rehabilitation) Project (App)	106.000	0.000	12.570	17.315	3.975	0.000
22.	Project Planning - Sindh	0.000	0.000	81.700	25.000	21.000	0.000
Total (Sindh)		6890.643	3487.261	1773.970	1303.286	1106.250	525.000

## WATER

(Million Rupees)

Sl. No.	Name, Location and status of the scheme	Total	Cost	Expendi-	Revised	PSDP 1991-92	
		Total	Foreign Aid	ture upto June, 1990	Expendi- ture for 1990-91	Total PSDP	Foreign Aid
1	2	3	4	5	6	7	8
NORTHERN ZONE (N.W.F.P.)							
23.	Mardan Scarp (IDA, Canada) (App)	1790.400	600.700	1595.484	407.289	202.500	75.750
24.	Chashma Command Area Development Project(ADB) (App)	643.100	309.730	265.600	228.912	118.500	75.000
25.	Swabi Scarp (ADB) (App)	3620.240	1086.380	0.000	0.000	0.750	0.000
26.	Project Planning (NWFP) (App)	0.000	0.000	179.700	25.529	19.500	0.000
Total (NWFP)		6053.740	1996.810	2040.784	661.730	341.250	150.750
Total (Accelerated Programme)		22651.432	8416.071	7712.399	3317.371	2262.000	909.000
c) GENERAL INVESTIGATIONS							
27.	Lower Indus Water Management & Reclamation Research Project, WAPDA, Hyderabad, Sindh (USAID)(App)	24.070	0.000	9.200	7.585	3.100	0.900
28.	International Waterlogging and Salinity Research Institute WAPDA, Lahore.(UNDP)(App).	70.125	20.021	49.500	19.086	7.200	3.000
29.	Pakistan Snow and Ice Hyderology Project Phase-II-Upper Indus Basin Pakistan (CIDA)(App)	101.352	88.042	7.600	7.562	9.350	7.500
30.	Ground Water Exploration in Thal Desert Areas Punjab Province (Germany)	180.733	144.067	0.000	0.000	2.250	0.500
31.	Sectoral Environmental Assessment National Drainage Programme Punjab (IDA)	12.930	12.930	0.000	0.000	2.500	2.500
32.	Investment Project Preparation in the Water Sector Umberalla-II (UNDP).	76.101	67.404	0.000	0.000	5.600	5.600
33.	Prototype Research on Sedimentation Engineering (PROSE)	29.000	0.000	22.000	2.286	2.050	0.000
34.	Scarp Monitoring of Salinity Control and Reclamation Project Throughout Pakistan	127.651	0.000	27.000	26.828	15.000	0.000

## WATER

(Million Rupees)

Sl. No.	Name, Location and status of the scheme	Total	Cost	Expendi- ture upto	Revised Expendi- ture for	PSDP 1991-92	
		Total	Foreign Aid	June, 1990	1990-91	Total PSDP	Foreign Aid
1	2	3	4	5	6	7	8
35.	Development of Water Resources of Chitral River NWFP Province	5.904	0.000	1.500	3.078	0.650	0.000
36.	Ground Water Investigation-cum-Development in Selected Areas of D.G. Khan and Rajanpur	11.230	0.000	0.000	0.000	2.500	0.000
37.	Project Planning Study of Mirani Dam Multipurpose Project	220.000	0.000	0.000	7.500	25.000	0.000
Total (General Investigation):		859.096	332.464	116.800	73.925	75.200	20.000
IBP TARBELA							
38.	Tarbela Watershed Management Project (NWFP)	168.586	0.000	121.266	9.620	36.623	0.000
39.	Mangla Watershed Management Project (Punjab)	93.416	0.000	60.696	6.192	6.000	0.000
40.	Tarbela Resettlement:						
	a. Land Cost (NCC)	60.447	0.000	22.607	4.772	2.500	0.000
	b. Haripur Chapper Road including Krulian Bhamba Road NWFP	224.071	0.000	206.940	1.000	8.329	0.000
41.	Maintenace of Links and Barrages (Punjab)	0.000	0.000	194.816	20.202	20.950	0.000
42.	Anti Water Logging Measures (Punjab) (App)(IBRD)	170.252	0.000	78.721	0.909	0.050	0.050
43.	Increasing Water Supply for Karachi from Hub Dam (Prime Minister's Directive)	20.000	0.000	0.000	0.000	20.000	0.000
Total (IBP Tarbela)		736.772	0.000	685.046	42.695	94.451	0.050
Total (WAPDA)		30909.120	10761.464	11161.630	4055.551	2885.201	1198.100
44.	Command Water Management Project (IDA) (App)	1763.914	1763.914	736.177	106.560	100.100	100.000
45.	Canal Rehabilitation (App)(IDA, USAID and Netherlands)	4413.720	1079.240	193.094	268.800	150.000	148.150

## WATER

(Million Rupees)

Sl. No.	Name, Location and status of the scheme	Total	Cost	Expendi- ture upto	Revised Expendi- ture for	PSDP 1991-92	
		Total	Foreign Aid	June, 1990	1990-91	Total PSDP	Foreign Aid
1	2	3	4	5	6	7	8
46.	Flood Control Programme (ADB) (App)	2887.000	2309.000	0.000	203.000	125.000	100.000
47.	Flood Damages Restoration Programme (1988) (ADB/IDB)(App)	2079.120	1895.000	0.000	781.688	196.000	157.000
48.	Flood Control Programme (Punjab, Sindh, NWFP, Baluchistan, FATA, AJK, NA & FFC)	1211.565	0.000	0.000	85.000	50.000	0.000
Total (M/c Water & Power)		43264.439	17808.618	12090.901	5500.599	3506.301	1703.250
<b>B. FOOD AND AGRICULTURE DIVISION</b>							
=====							
ON-FARM WATER MANAGEMENT-II							
-----							
49.	Federal Water Management Cell (IDA) (App)	124.270	49.620	84.990	12.270	6.750	6.750
50.	Second O.F.W.M D.G Khan (ADB/IDA) (App)	513.000	5.280	176.490	114.750	40.845	40.845
51.	Federal Water Management Cell Including Provinces, FATA & N.A. (OFWM-III - World Bank/IDA Assisted) (App)	3421.950	347.740	0.000	28.350	75.000	75.000
52.	Federal Water Management Cell Including Provinces (Concept Clearance) (OFWM-III - Japan Assisted Component) (App)	2313.870	297.470	0.000	0.000	12.500	12.500
Total (Food & Agri. Division)		6373.090	700.110	261.480	155.370	135.095	135.095
<b>C. DEFENCE DIVISION</b>							
=====							
53.	Construction of Directorate Southern Circle Office Building, Survey of Pakistan, Karachi (App)	4.900	0.000	2.922	0.481	0.400	0.000
54.	Construction of Compound Wall of Survey of Pakistan Premiss Sector H-8 Islamabad for Scurity Purposes (App)	1.194	0.000	0.113	0.192	0.294	0.000

## WATER

(Million Rupees)

Sl. No.	Name, Location and status of the scheme	Total	Cost	Expendi-	Revised	PSDP 1991-92	
		Total	Foreign Aid	ture upto June, 1990	Expendi- ture for 1990-91	Total PSDP	Foreign Aid
1	2	3	4	5	6	7	8
55.	Construction of 1st Floor on the Existing Building of LPO Survey of Pakistan, Rawalpindi (App)	1.742	0.000	0.250	0.481	0.400	0.000
Total (Defence Division):		7.836	0.000	3.285	1.154	1.094	0.000
<b>D. SPECIAL AREAS</b>							
56.	Azad Kashmir	0.000	0.000	0.000	0.000	9.000	0.000
57.	Northern Areas	0.000	0.000	0.000	0.000	5.250	0.000
58.	FATA DC	0.000	0.000	0.000	0.000	67.938	0.000
Total (Water):		49645.365	18508.728	12355.666	5657.123	3724.678	1838.345

---


---

**POWER**

---

---


(47—48)



POWER  
(Summary)

(Million Rupees)

Sl. No.	Name of the Sub-Sectors	PSDP 1991-92	
		Total PSDP	Foreign Aid
1	2	3	4
<b>MINISTRIES/DIVISIONS</b>			
1.	Ministry of Water & Power (Main)	2291.500	1291.000
2.	Prime Minister's Secretariat (PAEC)	61.071	0.000
3.	Azad Kashmir	490.500	346.500
4.	Northern Areas	112.500	22.500
5.	FATA	97.156	0.000
<b>CORPORATIONS</b>			
6.	WAPDA (Power)		
	(a) Hydal	3748.000	2208.000
	(b) Thermal	10368.000	5925.000
	(c) Transmission	4400.000	3101.000
	(d) Distribution	1294.000	484.000
	(e) S.T.G.	2190.000	900.000
7.	K.E.S.C.	2416.070	1061.380
Total (Power)		27468.797	15339.380



## POWER

(Million Rupees)

Sl. No.	Name, Location and Status of the scheme	Total Cost		Expenditure upto June, 1990	Revised Expenditure for 1990-91	PSDP 1991-92	
		Total	Foreign Aid			Total PSDP	Foreign Aid
1	2	3	4	5	6	7	8
<b>MINISTRIES/DIVISIONS</b>							
<b>A. M/o WATER &amp; POWER</b>							
1.	Private Power Cell (App)(IBRD, ODA & USA)	492.000	487.000	26.500	74.600	1.500	1.000
2.	Village Electrification (App) (Japan, IDA and IBRD, USAID & Norway))	0.000	0.000	0.000	0.000	2250.000	1290.000
3.	Ashuran Hydel Power scheme	0.000	0.000	0.000	0.000	10.000	0.000
4.	Reshun Hydel Power scheme	0.000	0.000	0.000	0.000	30.000	0.000
Total (M/o Water & Power)		492.000	487.000	26.500	74.600	2291.500	1291.000
<b>B. PRIME MINISTER SECRETARIAT</b>							
<b>P.A.E.C.</b>							
5.	Chashma Nuclear Power Project 900 MW (App)	16818.000	0.000	538.425	42.950	40.000	0.000
6.	Fuel Re-Processing Plant (Classified) (App)	0.000	0.000	0.000	2.000	1.000	0.000
7.	Nuclear Minerals Survey Lahore Phase-IV(Unapp)	289.000	0.000	0.000	16.500	7.500	0.000
8.	Detailed Exploration of Uranium in D.G.Khan Phase-V (App)	150.000	0.000	65.855	11.428	12.571	0.000
Total (Prime Minister's Secretariat)		17257.000	0.000	604.280	72.878	61.071	0.000
<b>C. SPECIAL AREAS</b>							
9.	Azad Kashmir	0.000	0.000	0.000	0.000	490.500	346.500
10.	Northern Areas	0.000	0.000	0.000	0.000	112.500	22.500
11.	FATA	0.000	0.000	0.000	0.000	97.156	0.000
Total (Ministries/Divisions):		17749.000	487.000	630.780	147.478	3052.727	1660.000

## POWER

(Million Rupees)

Sl. No.	Name, Location and Status of the scheme	Total Cost		Expenditure upto June, 1990	Revised Expenditure for 1990-91	PSDP 1991-92	
		Total	Foreign Aid			Total PSDP	Foreign Aid
1	2	3	4	5	6	7	8
<b>CORPORATIONS</b>							
<b>D. WAPDA</b>							
<b>1) HYDEL</b>							
11(a)	200 MW Mangla H.E.P. (Unit 9 - 10)	2017.000	1231.000	1687.000	125.000	897.000	451.000
11(b)	Tarbela H.E.P. (Units 11-14)	12832.000	6480.000	4764.000	1800.000	2659.000	1673.000
12.	Kalbagh dam Project	122000.000	44000.000	227.000	0.000	8.000	0.000
13.	270 MW Low Head Hydrel at Chashma	10000.000	5100.000	11.000	190.000	100.000	50.000
14.	P & I low hydrel stage-II	95.000	39.000	17.000	0.000	13.000	5.000
15.	Detailed Engineering Studies of Ghazi Gariala	322.000	76.000	32.000	63.000	40.000	20.000
16.	Development of Mirpur Leading Cut in Mangla Reservoir	38.000	0.000	0.000	0.000	0.000	0.000
17.	Detailed Engineering of Basha Dam	1050.000	522.000	8.000	6.000	1.000	0.000
18.	Rural Electrification in Northern Area	0.000	0.000	1.000	0.500	4.000	2.000
19.	Comprehensive Planning in Jhelum Complex	0.000	0.000	2.000	3.000	12.000	6.000
20.	Neelum Jhelum Complex	0.000	0.000	4.000	3.000	1.000	0.000
21.	Kohala Hydro Electric Project	0.000	0.000	0.000	1.000	1.000	0.000
22.	3-MW Diesel Sets in Gilgit	52.000	11.000	37.000	2.000	0.000	0.000
23.	4-MW H.E.P. Kargah-Gilgit	53.600	11.800	71.000	20.000	4.000	0.000
24.	P & I of H.E., Development in Gilgit Area	16.000	1.800	3.300	1.500	4.000	1.000
25.	P & I HEPS Phase-II Dhasu Dam	0.000	0.000	0.000	1.000	1.000	0.000
26.	Rohri Hydro Electric Project	0.000	0.000	0.000	0.000	1.000	0.000

## POWER

(Million Rupees)

Sl. No.	Name, Location and Status of the scheme	Total Cost		Expenditure upto June, 1990	Revised Expenditure for 1990-91	PSDP 1991-92	
		Total	Foreign Aid			Total PSDP	Foreign Aid
1	2	3	4	5	6	7	8
27.	Comprehensive Planning in Northern Areas.	0.000	0.000	0.000	0.000	1.000	0.000
28.	Extension of Hyrdomet Net Work in Northern Areas.	0.000	0.000	0.000	0.000	1.000	0.000
Total (Hydel)		148475.600	57472.600	6864.300	2216.000	3748.000	2208.000
11) THERMAL							
29.	600 MW Combined Cycle Project Guddu	4381.000	3078.000	4331.000	60.000	130.000	125.000
30.	3x210 MW O.F.F.S. Muzaffargarh	10300.000	5400.000	2178.000	1790.000	3498.000	1463.000
31.	400 MW G.T.P.S. Kot Addu (Unit 5-8)	4126.000	2438.000	4126.000	325.000	34.000	0.000
32.	200 MW Combined Cycle Kot Addu (Unit 9-10)	3100.000	1658.000	2269.000	570.000	634.000	529.000
33.	300 MW Additional Combined Cycle Guddu	6300.000	4070.000	50.000	1135.000	2644.000	2094.000
34.	250 MW O.F.F.S. Jamshoro (Unit-1)	6470.000	2820.000	5707.000	420.000	139.000	90.000
35.	3 x 210 MW O.F.F.S. Jamshoro (Unit 2-4)	7800.000	2745.000	6102.000	1065.000	317.000	30.000
36.	3 x 350 MW Fluidized Bed Lakhra Project	3156.000	1550.000	226.000	111.000	1367.000	500.000
37.	Importated Coal Engineering	51.000	44.000	9.000	22.000	1.000	0.000
38.	40 MW Combined Cycle Kotri-Faisalabad	2608.000	1540.000	245.000	0.800	1580.000	1080.000
39.	Modernization of Research and Test Laboratory Guddu-Faisalabad	0.000	0.000	0.000	0.000	0.000	0.000
40.	Expansion of Coal Fired Station Quetta	0.000	0.000	0.000	1.500	1.000	0.000
41.	350 MW O.F.F.S. Jamshoro Units (5-7)	0.000	0.000	0.000	0.500	1.000	0.000
42.	200 MW Combined Cycle Project Kot Addu (Units 11-12)	0.000	0.000	0.000	1.300	1.000	0.000
43.	3 x 50 MW Fluidized Bed Lakhra (Units 5-7)	0.000	0.000	0.000	1.700	1.000	0.000

## POWER

(Million Rupees)

Sl. No.	Name, Location and Status of the scheme	Total Cost		Expenditure upto June, 1990	Revised Expenditure for 1990-91	PSDP 1991-92	
		Total	Foreign Aid			Total PSDP	Foreign Aid
1	2	3	4	5	6	7	8
44.	300 MW Combined Cycle Project Kot Addu (Units 13-15)	0.000	0.000	0.000	0.000	10.000	5.000
45.	WAPDA Private Power Group (WPPG)	0.000	0.000	0.000	0.000	10.000	9.000
Total (Thermal)		48292.000	25343.000	25243.000	5503.800	10368.000	5925.000
iii) TRANSMISSION							
46.	3rd 500 KV Tarbela-Lahore	1749.000	801.000	45.000	300.000	621.000	513.000
47.	500 KV Tarbela-Peshawar Transmission Line	1630.000	971.000	65.000	0.000	533.000	408.000
48.	Modernization of Lpad Despatch Centre	2088.000	1046.000	1283.000	258.000	240.000	115.000
49.	High Tension & Short Circuit Testing Laboratory	1029.000	256.000	24.000	15.000	22.000	3.000
50.	200 KV Guddu-Sibbi Quetta Transmission Line	0.000	0.000	20.000	100.000	483.000	300.000
51.	Modernization of Network Analyser	87.000	66.000	0.000	10.660	41.000	30.000
52.	500 KV Lahore-Multan-Jamshoro T/Line	6067.000	2745.000	2919.000	1950.000	1102.000	800.000
53.	500 KV Hub Chowki Jamshoro T/Line	4276.000	1670.000	0.000	0.000	32.000	0.000
54.	500 KV Contamination Study	0.000	0.000	0.000	0.000	5.000	1.000
55.	3rd 500KV Jamshoro - Lahore T/Line	9806.000	4383.000	0.000	0.000	1161.000	861.000
56.	Supply of Power to 7-Industrial Estate	0.000	0.000	0.000	0.000	100.000	20.000
57.	Power System Transmission Planning Study	252.000	224.000	0.000	0.000	60.000	50.000
Total (Transmission)		26984.000	12162.000	4356.000	2633.660	4400.000	3101.000
58.	Second Transmission and Grid Stations (STG)	11073.000	3793.000	5303.000	2000.000	2190.000	900.000
iv) DISTRIBUTION							
59.	Distribution of Power (Urban).	8327.000	1090.000	1077.000	400.000	400.000	0.000

## POWER

(Million Rupees)

Sl. No.	Name, Location and Status of the scheme	Total	Cost	Expendi- ture upto	Revised	PSDP 1991-92	
		Total	Foreign Aid	June, 1990	Expendi- ture for 1990-91	Total PSDP	Foreign Aid
1	2	3	4	5	6	7	8
60.	Distribution of Power (Rural)	24649.000	5295.000	3049.000	0.000	0.000	0.000
61.	Power Distribution System Rehabilitation, Energy Loss Reduction and Load Management Programme	4451.000	2354.000	1651.000	1072.000	715.000	414.000
62.	Gujranwala Agricultural Development Project	190.000	76.000	85.000	12.000	2.000	0.000
63.	Diesel Genertating Sets in Baluchistan	0.000	0.000	35.000	10.000	17.000	0.000
64.	Distribution of Load Management	0.000	0.000	0.000	0.000	160.000	70.000
	Total (Distribution)	37617.000	8815.000	5897.000	1494.000	1294.000	484.000
	Total (WAPDA)	272441.600	107585.600	47663.300	13847.460	22000.000	12618.000
E. KESC							
65.	Bin Qasim Unit 6	3791.130	2069.200	0.000	0.000	50.000	25.000
66.	West Wharf New Unit 1	4261.960	0.000	0.000	0.000	5.000	0.000
67.	Allied Trans, Line Bin Qasim Unit 6.	957.860	506.740	0.000	0.000	0.000	0.000
68.	Allied Trans. Line West Wharf New 1&2.	823.730	439.040	0.000	0.000	0.000	0.000
69.	Secondary Trans lines Grid Station	13642.930	5962.980	0.000	0.000	1409.380	683.460
70.	Normal Distribution Expenditures	23018.280	7373.290	0.000	0.000	951.690	352.920
	Total (KESC)	46495.890	16351.250	0.000	0.000	2416.070	1061.380
	Total (Corporations)	318937.490	123936.850	47663.300	13847.460	24416.070	13679.380
	Total (Power)	336686.490	124423.850	48294.080	13994.938	27468.797	15339.380

Handwritten scribbles or marks in the center of the page.

Small handwritten mark or character.

Small handwritten mark or character.

Small handwritten mark or character.

Small handwritten mark or character.

Small handwritten mark or character.

Small handwritten mark or character.

Small handwritten mark or character.

Small handwritten mark or character.

Small handwritten mark or character.

Small handwritten mark or character.

Small handwritten mark or character.

Small handwritten mark or character.

Small handwritten mark or character.

Small handwritten mark or character.

Small handwritten mark or character.

---


---

**FUELS**

---

---


(57—58)



FUELS  
(SUMMARY)

(Rupees Million)

Sl. No.	Name of the Sub-Sector	PSDP 1991-92	
		Total PSDP	Foreign Aid
1	2	3	4
<b>A. MINISTRIES/DIVISIONS</b>			
1.	DGPC	500.542	11.296
2.	SNGPL	5.000	0.000
3.	SSGC	18.110	0.000
4.	GSP	17.400	11.400
5.	ENERPLAN	16.000	15.000
6.	ENERCON	11.000	7.000
7.	Household Surveys	8.600	7.500
<b>B. CORPORATIONS</b>			
8.	OGDC	2501.800	1474.200
9.	SNGPL	2966.000	803.000
10.	SSGC	1621.000	258.000
11.	PARCO	1300.507	317.993
12.	NRL	417.386	25.000
13.	PSO	300.000	0.000
14.	PMDC	193.167	45.830
Total (Fuels)		9876.511	2976.219



## FUELS

(Rupees Million)

Sl. No.	Name, Status and Location of the Scheme	Estimated Cost		Expenditure upto June, 1990	Revised Expenditure for 1990-91	PSDP 1991-92	
		Total	Foreign Aid			Total PSDP	Foreign Aid
1	2	3	4	5	6	7	8
<b>MINISTRIES/DIVISIONS</b>							
<b>A. MINISTRY OF PETROLEUM &amp; NATURAL RESOURCES</b>							
<b>D.G.P.C.</b>							
1.	PFL-OGDC-Govt. (J.V). (App).	0.000	0.000	77.770	3.797	5.000	0.000
2.	Promotion for Petroleum Exploration Project/ Strengthening of DGPC.(USAID) (App).	42.066	36.712	0.000	0.000	12.542	11.296
3.	Occidental of Pakistan	0.000	0.000	842.948	108.000	41.500	0.000
4.	Union Texas Pakistan Inc.	0.000	0.000	2526.120	467.830	389.500	0.000
5.	Pak Hunt Petroleum Project	0.000	0.000	31.809	16.533	52.000	0.000
<b>Total (D.G.P.C)</b>		<b>42.066</b>	<b>36.712</b>	<b>3478.647</b>	<b>596.160</b>	<b>500.542</b>	<b>11.296</b>
<b>D.G. (GAS)</b>							
<b>a) S.N.G.P.L.</b>							
6.	Supply of Gas to New Towns/Localities to Cover PM's Directives in Future (PM Directive)	100.000	0.000	0.000	9.600	5.000	0.000
<b>Total (S.N.G.P.L)</b>		<b>100.000</b>	<b>0.000</b>	<b>0.000</b>	<b>9.600</b>	<b>5.000</b>	<b>0.000</b>
<b>b) S.S.G.C.</b>							
7.	Dera Bugti N.G.D. Project (App).	10.000	0.000	4.810	1.860	1.000	0.000
8.	Mirpur Khas N.G.D. Project (App).	53.890	0.000	40.600	12.220	0.500	0.000
9.	Sanghar N.G.D. Project (App).	39.890	0.000	32.500	2.630	0.750	0.000
10.	Mehar Town N.G.D. Project (App).	16.090	0.000	0.000	7.680	2.901	0.000
11.	Khairpur Nathan Shah Project (App).	15.780	0.000	0.000	7.580	2.959	0.000

## FUELS

(Rupees Million)

Sl. No.	Name, Status and Location of the Scheme	Estimated Cost		Expenditure upto June, 1990	Revised Expenditure for 1990-91	PSDP 1991-92	
		Total	Foreign Aid			Total PSDP	Foreign Aid
1	2	3	4	5	6	7	8
12.	Gas Distribution (Padidan, Naushero Feroze, Bhiria Road & Bhiria City) and Supply of Gas to New Towns of Sindh & Baluchistan (App).	196.980	0.000	0.000	55.180	10.000	0.000
	Total (S.S.G.C.):	332.630	0.000	77.910	87.150	18.110	0.000
<b>GEOLOGICAL SURVEY OF PAKISTAN</b>							
13.	Exploration and Evaluation of Sor Range Deghari Coal Fields, Baluchistan.(App).	31.365	0.000	8.941	3.000	2.500	0.000
14.	Energy Planning & Development Umbrella Project (Coal Resources Assessment).(USAID)(App)	340.000	309.000	137.809	19.590	11.000	8.500
15.	Baluchistan Coal Resources Evaluation Study (GSP/ADB) (App)	16.067	6.604	0.000	0.533	3.900	2.900
	Total (Geological Survey of Pakistan)	387.432	315.604	146.750	23.123	17.400	11.400
	Total (M/o Petroleum & N.R.)	862.128	352.316	3703.307	716.033	541.051	22.696
<b>B. PLANNING AND DEVELOPMENT DIVISION</b>							
16.	ENERPLAN (App) (USAID).	411.830	365.410	136.207	32.234	16.000	15.000
17.	ENERCON (App) (USAID).	608.920	576.420	159.820	47.856	11.000	7.000
18.	National Household Energy Survey Study (App)(USAID)	56.800	48.900	0.360	4.022	8.600	7.500
	Total(Planning & Dev. Division)	1077.550	990.730	296.387	84.112	35.600	29.500
	Total (Ministries/Divisions)	1939.678	1343.046	3999.694	800.145	576.651	52.196
<b>CORPORATIONS PROGRAMME</b>							
<b>O.G.D.C.</b>							
19.	Development of Oil & Gas Resources Project	4869.000	2040.000	1071.000	362.000	802.600	336.300
20.	Development of Tando Alam Oil Field Project-IV	609.000	398.000	79.000	100.000	264.300	220.200

## FUELS

(Rupees Million)

Sl. No.	Name, Status and Location of the Scheme	Estimated Cost		Expenditure upto June, 1990	Revised Expenditure for 1990-91	PSDP 1991-92	
		Total	Foreign Aid			Total PSDP	Foreign Aid
1	2	3	4	5	6	7	8
21.	Loti Development Project Phase-II (PC.I).	415.000	249.000	108.000	162.000	309.200	203.500
22.	Pirkoh Development Project-III.	4146.000	2256.000	0.000	714.000	653.300	390.400
23.	Second Oil & Gas Development Project(OGDCP-II)	1935.000	1254.000	0.000	35.000	311.900	231.300
24.	Acquisition of Equipment and Technology for Stimulation of Wells by Fracture Treatment.	227.000	198.000	1.000	75.000	43.500	37.000
25.	Canadian Technology Assistance Programme	310.000	228.000	65.000	65.000	65.200	55.500
26.	OGDC Office Building	260.000	0.000	0.000	2.000	51.800	0.000
Total (OGDC)		12771.000	6623.000	1324.000	1515.000	2501.800	1474.200
S.N.G.P.L.							
27.	Project-VI (Phase-II)	9769.000	2860.000	0.000	637.000	2102.000	655.000
28.	Workds Under ESL-II	440.000	264.000	0.000	230.000	210.000	148.000
29.	Dhodak Project	895.000	0.000	0.000	0.000	100.000	0.000
30.	Supply of Gas to New Towns	3000.000	0.000	0.000	285.000	100.000	0.000
31.	Distribution Development	0.000	0.000	0.000	438.000	454.000	0.000
32.	Normal Capital Expenditure	0.000	0.000	0.000	173.000	0.000	0.000
Total (SNGPL)		14104.000	3124.000	0.000	1763.000	2966.000	803.000
S.S.G.C.							
33.	Distribution Development 'A' Unit Karachi	4418.880	0.000	999.420	272.350	289.000	56.000
34.	Quetta Pipeline Compression Project (Phase-I&II)	320.000	0.000	0.000	0.000	252.000	230.000
35.	IRBP Stand by Compression Facilities	0.000	0.000	0.000	0.000	160.000	101.000

## FUELS


(Rupees Million)

Sl. No.	Name, Status and Location of the Scheme	Estimated Cost		Expenditure upto June, 1990	Revised Expenditure for 1990-91	PSDP 1991-92	
		Total	Foreign Aid			Total PSDP	Foreign Aid
1	2	3	4	5	6	7	8
36.	Distribution development "B" unit Sindh	1781.310	0.000	324.080	144.450	119.000	0.000
37.	Baluchistan normal distribution	0.000	0.000	0.000	0.000	29.000	0.000
38.	P.M. directive	0.000	0.000	0.000	0.000	235.000	0.000
39.	Other towns	251.330	0.000	0.000	0.000	156.000	0.000
40.	Mastung, Yaru and Kutchlak	0.000	0.000	0.000	0.000	165.000	0.000
41.	Purification Banks	150.000	0.000	30.000	0.000	126.000	0.000
42.	Head Office Building	220.000	0.000	0.000	5.000	50.000	0.000
43.	Normal capital expenditure	130.000	0.000	27.000	63.000	40.000	0.000
Total (SSGC)		7271.520	0.000	1380.500	484.800	1621.000	258.000
P.A.R.C.O.							
44.	PARCO Bubak & Fazalpur Pumping Stations.	370.000	161.000	28.000	193.000	204.700	70.500
45.	Pumping and Upgrading	0.000	0.000	0.000	92.460	274.000	153.000
46.	PARCO Pipeline Extension Gujrat District Muzaffargarh to Machike District Sheikhpura	1746.000	231.000	6.886	17.534	272.004	44.493
47.	PARCO Mid-Country Refinery	0.000	0.000	4.630	1.000	549.803	50.000
Total(PARCO)		2116.000	392.000	39.516	303.994	1300.507	317.993
N.R.L.							
48.	Boilers Replacement BRL, Karachi	50.000	0.000	0.000	25.000	75.000	25.000
49.	Umbrella PC-I Project (Energy Conservation Modernization, Karachi)	340.384	166.738	11.906	240.714	340.496	0.000
50.	Petroman, Lahore Branch	1.890	0.000	0.000	1.890	1.890	0.000
Total (NRL)		392.274	166.738	11.906	267.604	417.386	25.000

## FUELS

(Rupees Million)

Sl. No.	Name, Status and Location of the Scheme	Estimated Cost		Expenditure upto June, 1990	Revised Expenditure for 1990-91	PSDP 1991-92	
		Total	Foreign Aid			Total PSDP	Foreign Aid
1	2	3	4	5	6	7	8
P.S.O.							
51.	Storage Development (63,900 Tonnes)	598.000	0.000	271.000	5.000	10.000	0.000
52.	Storage Development (100,00 Tonnes)	425.000	0.000	87.000	80.000	140.000	0.000
53.	Pipri Storage (80,000 Tonnes)	445.000	0.000	15.000	60.000	150.000	0.000
54.	Karachi Jamshoro Pipelines	0.000	0.000	0.000	0.000	0.000	0.000
Total (PSO)		1468.000	0.000	373.000	145.000	300.000	0.000
P.M.D.C.							
55.	Development of Coal Mines in the Compact Block at Lakhra for Power Generation, District Dadu Sindh	1074.112	345.168	0.000	0.000	183.052	38.500
56.	Pilot coal Briquetting Plan, Lakhra, District Dadu, Sindh	228.790	131.624	0.000	0.000	10.115	7.330
Total (PMDC)		1302.902	476.792	0.000	0.000	193.167	45.830
Total (Corporations)		39425.696	10782.530	3128.922	4479.398	9299.860	2924.023
Total (Fuels)		41365.374	12125.576	7128.616	5279.543	9876.511	2976.219



---


---

**TRANSPORT & COMMUNICATIONS**

---

---


(67-68)



TRANSPORT AND COMMUNICATION  
(Summary)

(Million Rupees)

Sl. No.	Name of the Sub-Sectors	PSDP 1991-92	
		Total PSDP	Foreign Aid
1	2	3	4
1.	Ministry of Communications		
	i) D.G. Ports and Shipping	171.161	39.500
	ii) Pakistan Post Office	30.000	0.000
	iii) Special Communications Organization	25.000	0.000
	iv) National Logistic Cell	25.000	0.000
2.	Ministry of Railways	1757.000	995.250
3.	Planning & Development Division (NTRC)	10.165	3.500
4.	Aviation Division		
	i) Airport Security Force	3.771	0.000
	ii) Pakistan Metrological Department	1.038	0.100
5.	Azad Kashmir	181.500	0.000
6.	Northern Areas	125.100	0.000
7.	FATA	116.440	0.000
8.	National Highway Authority		
	a) Punjab	47.490	0.000
	b) Sindh	120.325	0.000
	c) NWFP	49.089	0.000
	d) Baluchistan	158.740	0.000
	e) NHA Schemes	1922.356	1071.610
	f) Lahore-Islamabad Motorway	1702.000	696.690
9.	Civil Aviation Authority	2462.230	824.284
10.	Pakistan National Shipping Corporation	3024.000	2687.000
11.	Pakistan International Airlines Corporation	3028.000	3028.000
12.	Pakistan Telecommunication Corporation	7000.000	2000.000
Total (Transport & Communications)		21960.404	11345.934



## TRANSPORT AND COMMUNICATIONS

(Million Rupees)

Sl. No.	Name, Status and Location of the Scheme	Estimated Cost		Estimated Expenditure upto June 1990	Revised Expenditure for 1990-91	PSDP 91-92	
		Total	Foreign Aid			Total PSDP	Foreign Aid
1	2	3	4	5	6	7	8
<b>MINISTRIES/DIVISIONS</b>							
<b>A. MINISTRY OF COMMUNICATIONS</b>							
<b>D.G. PORTS &amp; SHIPPING</b>							
1.	Port Qasim Authority, Karachi	4700.000	0.000	4522.000	25.000	35.000	0.000
2.	Inland Water Transport, Karachi	11.721	0.000	0.000	11.400	0.161	0.000
3.	Gwadur Fish Harbour, Lasbella, Baluchistan (Approved) (Belgium)	758.783	279.000	419.950	88.165	135.500	39.000
4.	Upgradation of Laboratory at Pakistan Marins Academy, Karachi (Unapproved) (UNDP)	30.400	28.200	0.000	0.000	0.500	0.500
Total (D.G. Ports & Shipping)		5500.904	307.200	4941.950	124.565	171.161	39.500
<b>PAKISTAN POST OFFICE</b>							
5.	112 Post Offices Operational Buildings and 53 Residential Quarters for Low Paid Staff and other on-going works	324.983	0.000	173.079	44.373	15.000	0.000
6.	Mechanization of Postal Services	56.000	0.000	0.000	0.000	15.000	0.000
Total (Pakistan Post Office)		380.983	0.000	173.079	44.373	30.000	0.000
<b>SPECIAL COMMUNICATIONS ORGANIZATION</b>							
7.	Expansion & Improvement of Telecommunication Facilities in Northern Areas	54.530	0.000	18.471	0.000		
8.	Expansion/Provision of Carrier Systems, Telex Services/Phonograms in Northern Areas	6.556	0.000	0.966	0.000		
9.	Expansion/Provision of Carrier Systems, Telex Services/Phonograms in A.J. & K.	17.955	0.000	2.192	0.000		
10.	Provision of VHF Links between Remote Places in A.J. & K.	8.564	0.000	3.259	0.000		

## TRANSPORT AND COMMUNICATIONS

(Million Rupees)

Sl. No.	Name, Status and Location of the Scheme	Estimated Cost		Estimated Expenditure upto June 1990	Revised Expenditure for 1990-91	PSDP 91-92	
		Total	Foreign Aid			Total PSDP	Foreign Aid
1	2	3	4	5	6	7	8
11.	Provision of VHF Links between Remote Places in Northern Areas	4.376	0.000	1.330	0.000		
12.	Expansion/Improvement of Local Telephone System, Trunk Facilities, Trunk Exchanges (Line & Wire) and Opening of New PCOs in AJ&K	58.090	0.000	39.855	13.219		
13.	Expansion/Improvement of Local Telephone System, Trunk Facilities, Trunk Exchanges (Line & Wire) and Opening of New PCOs in Northern Areas	44.750	0.000	22.820	8.900	25.000	0.000
14.	Providing of 180 Channels on Multi-Channels UHF Links for Connecting Small Towns with Main Outlets AJ&K/Pakistan	20.727	0.000	9.509	3.277		
15.	Provision of Telecommunication Facilities at Dih for Third Country Nationals	9.516	0.000	1.975	0.000		
16.	Provision of VHF Links between Remote Places in A.J. & K.	7.069	0.000	0.000	0.000		
17.	Provision of VHF Links between Remote Places in Northern Areas	3.718	0.000	0.000	0.000		
Total (Spl. Comm. Organization)		235.851	0.000	100.377	25.396	25.000	0.000
<b>HIGHWAYS, ROADS &amp; BRIDGES</b>							
18.	Construction of Kalabagh Shakardara Road (NLC)	226.318	0.000	120.460	50.000	25.000	0.000
Total (Ministry of Communications):		6344.056	307.200	5335.866	244.334	251.161	39.500
<b>B. MINISTRY OF RAILWAYS</b>							
19.	Recommission of 46 DE Locomotives Held for Want of Material (Approved)(IBRD)	322.660	235.760	44.470	145.000	242.250	167.250
20.	Spares for Unit Exchange & Inventory (App)(IBRD)	720.000	511.230	10.500	96.000	255.000	145.500

## TRANSPORT AND COMMUNICATIONS

(Million Rupees)

Sl. No.	Name, Status and Location of the Scheme	Estimated Cost		Estimated	Revised	PSDP 91-92	
		Total	Foreign Aid	Expenditure upto June 1990	Expenditure for 1990-91	Total PSDP	Foreign Aid
1	2	3	4	5	6	7	8
21.	Fitment of Roller Bearing to Freight Wagons (Approved)(IBRD)	875.610	350.510	2.000	61.000	55.500	39.750
22.	Traction Motors for Diesel Electric Locomotives (Approved)(IBRD)	582.361	469.110	61.000	125.000	202.500	138.750
23.	Feasibility Studies and Training (IBRD)	146.400	87.800	1.000	0.000	4.500	4.500
24.	Locomotives Factory Risalpur (Approved)(Japan)	1993.530	1237.000	580.000	323.000	390.000	315.000
25.	Purchase of 5 DE Loco (2000 HP) (Japan)	403.050	200.200	38.000	38.000	52.500	52.500
26.	Rehabilitation and Improvement of Track (Approved)(IBD/Kuwait)	2500.000	760.000	287.200	129.000	225.000	109.500
27.	Rehabilitation/Refurbishing of LHR 101 DE Locomotives (Approved)	2747.850	0.000	0.000	0.000	2.250	0.000
28.	Procurement of Material & Manufacture of 525 Passenger Carriages (6th Plan) (Approved)	1570.110	0.000	147.600	20.000	81.750	0.000
29.	Improved Signalling Works (Approved)	375.237	0.000	36.500	0.000	37.500	0.000
30.	Miscellaneous	0.000	0.000	0.000	0.000	26.250	22.500
31.	Additional Provision for Railways	0.000	0.000	0.000	0.000	182.000	0.000
Total (M/o Railways)		12236.808	3851.610	1208.270	937.000	1757.000	995.250
C. PLANNING AND DEVELOPMENT DIVISION							
=====							
32.	National Transport Research Centre						
	Operational Research Wing, Islamabad	50.000	0.000	11.790	4.886	4.500	0.000
	Railway Research Wing, Islamabad	19.653	0.000	0.000	2.802	0.500	0.000
	Urban Transport Wing, Islamabad	33.299	0.000	0.208	1.010	1.300	0.000
	Road Research Wing(NTRC),Islamabad (Approved)(UK)	51.745	19.132	20.149	13.632	3.365	3.000
	Multi Model Transport, Islamabad (Approved)(UK)	11.664	11.664	0.000	5.368	0.500	0.500
Total (Planning & Dev. Division)		166.361	30.796	32.147	27.698	10.165	3.500

## TRANSPORT AND COMMUNICATIONS

(Million Rupees)

Sl. No.	Name, Status and Location of the Scheme	Estimated Cost		Estimated Expenditure upto June 1990	Revised Expenditure for 1990-91	PSDP 91-92	
		Total	Foreign Aid			Total PSDP	Foreign Aid
1	2	3	4	5	6	7	8
<b>D. DEFENCE DIVISION</b>							
<b>AIRPORT SECURITY FORCES</b>							
33.	External Services for ASF Camp, Lahore (Approved)	0.747	0.000	0.617	0.125	0.000	0.000
34.	Construction of Hostel for Ladies Members, Karachi (Approved)	3.987	0.000	3.618	0.355	0.000	0.000
35.	External Services for ASF Camp-5, Karachi (Approved)	1.865	0.000	1.591	0.264	0.000	0.000
36.	Construction of Barracks for 128 Guards No.5 (Approved)	4.390	0.000	2.443	0.424	0.762	0.000
37.	Construction of Barracks for 128 Guards, Quetta	5.962	0.000	2.668	0.800	0.500	0.000
38.	Construction of Accommodation at 5 Small Airports (Pasni, Gwadur, Turbat, Skardu and Chitral) (Approved)	4.634	0.000	1.700	1.415	0.760	0.000
39.	Construction of Accommodation at 5 Small Airports (Gilgit, Saidu Sharif, Rawalakot, Muzaffarabad and Nawab Shah) (Approved)	7.453	0.000	0.000	1.924	0.750	0.000
40.	Hand Baggage X-Ray Machines (20 Nos.)	22.930	19.300	13.000	5.681	1.000	0.000
	<b>Total (Airport Security Forces)</b>	<b>51.968</b>	<b>19.300</b>	<b>25.637</b>	<b>10.988</b>	<b>3.771</b>	<b>0.000</b>
<b>PAKISTAN METEOROLOGICAL DEPARTMENT</b>							
41.	Construction of Observatory Building and Residential Accommodation at Murree	4.365	0.000	3.924	0.423	0.000	0.000
42.	Construction of PBO-cum-DMD Building at Skardu Airport	1.346	0.000	1.244	0.337	0.000	0.000
43.	Aeromet Observatory at Turbat Airport	0.839	0.170	0.614	0.011	0.000	0.000

## TRANSPORT AND COMMUNICATIONS

(Million Rupees)

Sl. No.	Name, Status and Location of the Scheme	Estimated Cost		Estimated Expendi-	Revised Expendi-	PSDP 91-92	
		Total	Foreign Aid	ture upto June 1990	ture for 1990-91	Total PSDP	Foreign Aid
1	2	3	4	5	6	7	8
44.	Establishment of an Aeromet Station at Bannu Airport	2.443	0.500	0.848	0.001	0.200	0.000
45.	Modernization Project of Pak Metrological Department (Approved - UNDP)	54.611	42.728	0.738	0.192	0.250	0.100
46.	Upper Wind Observatory, Hyderabad	1.700	0.065	0.745	0.289	0.150	0.000
47.	Rawinsonds Observatory, Lahore	5.021	2.150	0.884	1.000	0.438	0.000
	Total (Pak.Met. Department)	70.325	45.613	8.997	2.253	1.038	0.100
	Total (Defence Division)	122.293	64.913	34.634	13.241	4.809	0.100
<b>E. SPECIAL AREAS</b>							
48.	Azad Kashmir	219.892	0.000	186.727	230.000	181.500	0.000
49.	Northern Areas	173.523	0.000	147.352	174.914	125.100	0.000
50.	FATA	132.323	0.000	112.366	133.384	116.440	0.000
	Total (Ministries/Divisions)	19395.256	4254.519	7057.362	1760.571	2446.174	1038.350
<b>CORPORATIONS PROGRAMME</b>							
<b>NATIONAL HIGHWAY AUTHORITY</b>							
<b>PUNJAB</b>							
<b>MAJOR ON-GOING SCHEMES.</b>							
51.	Providing carpetted dual C/way mile 169/4-202/2 from COAS House Rawalpindi to Chablat including Chablat Bridge (Appd).	241.962	0.000	241.962	2.000	0.000	0.000

## TRANSPORT AND COMMUNICATIONS

(Million Rupees)

Sl. No.	Name, Status and Location of the Scheme	Estimated Cost		Estimated Expenditure upto June 1990	Revised Expenditure for 1990-91	PSDP 91-92	
		Total	Foreign Aid			Total PSDP	Foreign Aid
1	2	3	4	5	6	7	8
52.	Construction of Talibwala Bridge (Appd)	330.000	0.000	330.000	2.000	0.000	0.000
53.	Rehabilitation of Gujranwala-Lalamusa Section. (Appd).	77.210	0.000	80.411	2.000	0.000	0.000
54.	Rehabilitation of Sahiwal to Chichawatni Section (Appd).	70.133	0.000	70.133	1.057	0.000	0.000
55.	Addl. Carriageway Lahore-Sahiwal (N-5) (Appd)	1,157.000	0.000	1.389	0.100	0.000	0.000
56.	Construction of Bridge at Pakpattan (Unappd)	250.000	0.000	0.000	1.000	0.000	0.000
Total (Major On-going Schemes)		2126.305	0.000	723.895	8.157	0.000	0.000
NEW MAJOR SCHEMES							
57.	Rehab. of damaged road section from Babu Sabu bridge to new Ravi bridge Lahore (Un-appd)	59.910	0.000	0.000	0.000	30.000	0.000
Total (New Major Schemes)		59.910	0.000	0.000	0.000	30.000	0.000
MINOR ON-GOING SCHEMES							
58.	Rehab. of damaged road section between Chowk Yateam Khana and Babu Sabu bridge.	29.367	0.000	11.877	0.000	17.490	0.000
59.	Redecking of Kaludab bridge in mile 217 on N-5.	1.398	0.000	1.116	0.282	0.000	0.000
Total (Minor On-Going Schemes)		30.765	0.000	12.993	0.282	17.490	0.000
Total (Punjab)		2216.98	0.000	736.888	8.439	47.490	0.000
SINDE							
MAJOR ON-GOING SCHEMES.							
60.	Kotri Bridge and Hyderabad bypass	433.534	0.000	334.211	19.000	80.323	0.000
61.	Const. of More Bypass.	56.000	0.000	48.776	3.000	6.857	0.000
Total (Major Schemes)		489.534	0.000	382.987	22.000	87.180	0.000

## TRANSPORT AND COMMUNICATIONS

(Million Rupees)

Sl. No.	Name, Status and Location of the Scheme	Estimated Cost		Estimated	Revised	PSDP 91-92	
		Total	Foreign Aid	Expenditure upto June 1990	Expenditure for 1990-91	Total PSDP	Foreign Aid
1	2	3	4	5	6	7	8
<b>MINOR SCHEMES</b>							
62.	Const. of C/H Bridge on Railway Crossing Near Shikarpur N-65 (App.)	19.454	0.000	0.500	0.500	18.454	0.000
63.	Const. of C/H Bridge on N-5 Near Ranipur. (Appd)	19.573	0.000	5.000	2.000	12.573	0.000
64.	Rehab. of Shoulders & bridges on Indus Highway (N-55) from Jamshero to Dadu (App).	10.316	0.000	8.000	2.000	0.316	0.000
65.	Recondg. of N-5 mile 354-355 and 360-361. (Appd)	2.802	0.000	1.000	0.000	1.802	0.000
Total (Minor Schemes)		52.145	0.000	14.500	4.500	33.145	0.000
Total (SINDH)		541.679	0.000	397.487	26.500	120.325	0.000
<b>N.W.F.P.</b>							
<b>Major On-going Schemes.</b>							
66.	Construction of Dual Carriage Way between Nowshera and Peshawar (Appd). (R)	202.584	0.000	181.513	0.000	15.000	0.000
67.	Construction of Amangarh Bridge (Appd) (Revised)	30.425	0.000	24.336	1.000	5.089	0.000
68.	Construction & Improvement of D.I.Khan Dhansar Road (N-50).	72.263	0.000	36.977	1.000	29.000	0.000
69.	Const. of D.I.Khan-Darya Khan bridge. (Appd)	554.254	0.000	489.236	0.000	0.000	0.000
70.	Const. of 5 bridges on Peshawar Charaadda road. (Appd.)	66.078	0.000	60.582	1.000	0.000	0.000
Total (NWFP)		925.604	0.000	792.644	3.000	49.089	0.000
<b>BALUCHISTAN</b>							
<b>MAJOR ON-GOING SCHEMES</b>							
71.	Construction & Improvement of D.I.Khan Kuchlak road, N-50 Km 142-525.9 (Appd)	360.000	0.000	223.875	7.000	60.000	0.000

## TRANSPORT AND COMMUNICATIONS

(Million Rupees)

Sl. No.	Name, Status and Location of the Scheme	Estimated Cost		Estimated Expenditure upto June 1990	Revised Expenditure for 1990-91	PSDP 91-92	
		Total	Foreign Aid			Total PSDP	Foreign Aid
1	2	3	4	5	6	7	8
72.	Improvement of Quetta- Taftan N-40 (Appd)	253.339	0.000	107.200	7.000	60.000	0.000
73.	Widening/Recondg. of N-25, Hub-Bela- Saryab Road (Bela Khuzdar Section) (Appd)	429.950	0.000	50.708	10.000	29.290	0.000
74.	Repair of flood damages N-65 (Quetta-Sibi Section). Appd. (Revised Cost App.)	102.000	0.000	91.180	2.000	2.000	0.000
75.	Const. of Sui Dera Bughti road. (Appd)	109.400	0.000	15.000	10.000	0.000	0.000
	Total (Major Schemes)	1254.689	0.000	487.963	36.000	151.290	0.000
MINOR ON-GOING SCHEMES							
76.	PC-II, Lakhpass Tunnel. (Appd).	0.620	0.000	0.041	0.579	0.000	0.000
77.	Improvement of N-40 Km 440-465. (Appd).	9.950	0.000	2.000	2.000	5.950	0.000
78.	Flood damages Repair/Recondg. work on Quetta - Zhub Road N-50 (App.) N-40 Km 193-487. (Appd)	7.311	0.000	6.100	1.211	0.000	0.000
79.	Const./Recondg. of damaged Structures repairs and redecking ,culverts Kundi Khuzdar Section KM 223 To KM 386 (App.)	5.000	0.000	3.500	0.000	1.500	0.000
	Total (Minor Schemes)	22.881	0.000	11.641	3.790	7.450	0.000
	Total (BALUCHISTAN)	1277.570	0.000	499.604	39.790	158.740	0.000
N.H.A. SCHEMES							
80.	Fourth Highway Project	4800.000	2544.000	1593.894	550.000	600.000	260.338
81.	Improvement of Indus Highway. (N-55). Appd.	5472.000	2376.000	123.535	477.395	550.000	360.216
82.	Imp. of N-35 from Hasanabdal-Abbottabad.	116.500	78.000	16.000	5.000	90.000	49.120
83.	Maintenance Backlog Reduction Programme Phase-I (Appd.)	1623.000	1156.300	0.000	372.600	436.600	285.946
84.	Re-surfacing & Strengthening Programme (Appd.)	853.000	300.000	0.000	173.000	216.300	106.247

## TRANSPORT AND COMMUNICATIONS

(Million Rupees)

Sl. No.	Name, Status and Location of the Scheme	Estimated Cost		Estimated Expenditure upto June 1990	Revised Expenditure for 1990-91	PSDP 91-92	
		Total	Foreign Aid			Total PSDP	Foreign Aid
1	2	3	4	5	6	7	8
85.	Farm to Market Road. ppta. (part)	37.558	36.828	0.000	0.000	12.700	9.742
86.	Const. of Lowari Tunnel. (Unappd)	750.000	500.000	0.000	30.000	0.000	0.000
87.	Traffic Count Programme (Appd).	3.556	0.000	1.000	1.000	1.656	0.000
88.	Const. of Office Building (Appd).	17.772	0.000	17.772	3.000	0.000	0.000
89.	F/S of Bridge over Indus between Larkana-Khairpur (Appd.)	1.300	0.000	1.000	0.300	0.000	0.000
90.	PC-II of Bridge over Sutlej between Pakpattan and Munchinabad (Appd.)	2.000	0.000	1.500	1.000	0.000	0.000
91.	PC-II for Const. of Makran Coastal Road.	12.250	0.000	0.000	1.500	0.000	0.000
92.	Highway safety Improvement	59.400	0.000	0.000	0.000	15.100	0.000
Total (NHA Schemes)		13688.936	6991.128	1754.701	1614.795	1922.356	1071.610
93.	Lahore Islamabad motorway (Un-appd.)	8510.000	4255.000	0.000	250.000	1702.000	696.690
94.	Construction of Ghouri Nauseri Road (FWO)	45.000	0.000	16.366	3.834	0.000	0.000
Total (National Highway Authority)		27205.769	11246.128	4197.690	1946.358	4000.000	1768.300
CIVIL AVIATION AUTHORITY							
95.	Special Training Equipment	8.500	0.000	0.000	1.000	5.998	0.000
96.	Provision of Radar Trainer	2.000	0.455	0.000	0.500	0.500	0.000
97.	Upgradation of Computer System in MIS	4.970	0.000	0.000	4.970	0.000	0.000
98.	Procurement of Ambulances for 15 Airports	2.800	0.000	0.000	1.400	0.700	0.000
99.	Medical and Disaster Kits for 5 Airports	0.960	0.000	0.000	0.480	0.240	0.000
100.	Purchase of Computer for MIS	5.301	0.000	3.344	0.000	0.000	0.000
101.	Topographical MAPS	4.867	0.000	4.867	0.000	0.000	0.000

## TRANSPORT AND COMMUNICATIONS

(Million Rupees)

Sl. No.	Name, Status and Location of the Scheme	Estimated Cost		Estimated Expenditure upto June 1990	Revised Expenditure for 1990-91	PSDP 91-92	
		Total	Foreign Aid			Total PSDP	Foreign Aid
1	2	3	4	5	6	7	8
102.	1:10.000 MAP for Designing Instrument Approach Procedure	0.535	0.000	0.535	0.000	0.000	0.000
103.	1:10.000 MAP for Designing Instrument Approach Procedure	0.425	0.000	0.425	0.000	0.000	0.000
104.	1:10.000 MAP for Designing Instrument Approach Procedure	0.400	0.000	0.400	0.000	0.000	0.000
105.	1:10.000 MAP for Designing Instrument Approach Procedure	0.550	0.000	0.000	0.000	0.000	0.000
106.	Aeronautical Communication and Control (AC&C) Project	2272.190	1355.311	1588.154	290.000	243.559	196.994
107.	New Terminal and Associated Facilities	3353.794	365.844	167.490	0.000	8.019	0.000
108.	Construction of New Terminal Complex	4442.100	1635.580	910.663	1359.454	1369.394	367.880
109.	Construction of New Terminal Complex	861.577	150.821	98.934	0.000	0.000	0.000
110.	Project Management Costs Paid to Bechtel	138.396	100.411	138.396	0.000	0.000	0.000
111.	Airlines RAMP Technics Maintenance Facilities	19.500	0.000	0.000	17.500	2.000	0.000
112.	New PCR Building	15.148	0.000	0.000	0.000	4.326	0.000
113.	New ATC Tower Building	47.269	8.130	0.000	0.000	10.706	0.000
114.	Construction of New Runway & 2 Apron for Wide Bodies Aircraft	322.000	29.269	285.404	2.597	10.139	0.000
115.	Improvement of Radio Communication Facilities (Punjab Zone)	7.000	4.000	6.734	0.266	0.000	0.000
116.	Provision and Installation of Public Address System	0.750	0.000	0.000	0.750	0.000	0.000
117.	Provision of UHF Links	3.686	0.000	1.886	0.500	0.000	0.000
118.	D.C Paging System (KAP.HQCAA)	0.164	0.000	0.000	0.164	0.000	0.000

## TRANSPORT AND COMMUNICATIONS

(Million Rupees)

Sl. No.	Name, Status and Location of the Scheme	Estimated Cost		Estimated Expenditure upto June 1990	Revised Expenditure for 1990-91	PSDP 91-92	
		Total	Foreign Aid			Total PSDP	Foreign Aid
1	2	3	4	5	6	7	8
119.	Provision of RT Equipment/Tape Recorder/ Television Facilities for Crisis Control	5.000	3.500	2.396	0.569	0.000	0.000
120.	Procurement of Fire Fighting Equipment and Foam Material	5.000	0.000	3.414	0.100	0.286	0.000
121.	Procurement of Airconditioners	2.100	0.000	0.000	0.700	0.700	0.000
122.	Procurement of Miscellaneous Electro/Mechanical Equipment	1.500	0.000	0.000	0.500	0.500	0.000
123.	Procurement of Water Cooler, Gysers and Refrigerators etc.	2.100	0.000	0.000	0.700	0.700	0.000
124.	Procurement of Horticultural, Sanitary and Facilitation Equipment	2.400	0.000	0.000	0.800	0.800	0.000
125.	Procurement of Polishing and Floor Cleaning Machine and Material etc.	2.000	0.000	0.000	0.750	0.750	0.000
126.	Provision/Installation of Voltage Stabilizers for Technical and Operational Equipment	0.500	0.000	0.000	0.100	0.200	0.000
127.	Provision of Additional Trolleys for Passengers	0.200	0.000	0.000	0.200	0.000	0.000
128.	Provision/Installation of Fids for Quetta and Peshawar	3.000	0.000	0.000	1.750	1.250	0.000
129.	Procurement of Ancillary Benefit Equipment (Cars-A/Cs, Refrigerators etc)	4.700	0.000	0.000	4.700	0.000	0.000
130.	Procurement of Test Equipment for Fids	0.600	0.000	0.000	0.000	0.600	0.000
131.	Procurement of Crash, Fire and Rescue Vehicles for CAA Airports	419.600	310.210	0.000	0.000	259.410	259.410
132.	Provision/Installation of Moveable Flood Lights	0.900	0.000	0.000	0.300	0.300	0.000
134.	Replacement of Special Use Vehicles	2.375	0.000	2.375	0.000	0.000	0.000
135.	Procurement of Special User Vehicles	5.000	0.000	0.500	1.200	2.000	0.000

## TRANSPORT AND COMMUNICATIONS

(Million Rupees)

Sl. No.	Name, Status and Location of the Scheme	Estimated Cost		Estimated Expenditure upto June 1990	Revised Expenditure for 1990-91	PSDP 91-92	
		Total	Foreign Aid			Total PSDP	Foreign Aid
1	2	3	4	5	6	7	8
136.	Procurement of Common User Vehicles	5.000	0.000	0.000	1.000	2.000	0.000
137.	Replacement of Old NDBS	7.800	3.000	2.800	0.000	5.000	0.000
138.	Procurement of Runway Rubber Deposit Removal Machines	10.000	6.000	0.000	8.155	1.845	0.000
139.	Provision and Laying of 200 Pair Telephone Cable for ACC South	1.500	0.600	0.000	0.300	0.900	0.000
140.	Provision of UPS for TR Site New Radar	0.900	0.000	0.000	0.900	0.000	0.000
141.	Provision/Installation of 200 Pairs Telephone Cable for ACC North	1.500	0.600	0.000	0.300	1.200	0.000
142.	Provision of DVOR/DME	4.960	3.860	4.860	0.100	0.000	0.000
143.	Procurement of Electrical/Mechanical Equipment at Feeder Service Airports	1.400	0.150	0.426	0.845	0.129	0.000
144.	Provision of Communication & NAVAID Facilities	2.393	0.634	1.513	0.750	0.130	0.000
145.	Generator 25 KVA	0.300	0.000	0.000	0.300	0.000	0.000
146.	Procurement of Water Bowser	0.800	0.000	0.000	0.800	0.000	0.000
147.	Laying of Underground Cable.	0.650	0.000	0.000	0.650	0.000	0.000
148.	Provision and Instillation of TVOR	4.384	1.619	3.484	0.000	0.900	0.000
149.	Improvement of Airside Facilities Apron,T/W.	3.000	0.000	0.000	1.000	2.900	0.000
150.	Installation of Tubewell and Overhead Tank	1.000	0.000	0.000	0.000	1.000	0.000
151.	Improvement of Existing Facilities	3.000	0.000	0.000	0.100	2.900	0.000
152.	General Works	0.162	0.000	0.162	0.000	0.000	0.000
153.	Construction of D Type Flats (One Block)	2.569	0.000	1.859	0.710	0.000	0.000
154.	Extension of Apron	2.549	0.000	2.478	0.071	0.000	0.000

## TRANSPORT AND COMMUNICATIONS

(Million Rupees)

Sl. No.	Name, Status and Location of the Scheme	Estimated Cost		Estimated Expenditure upto June 1990	Revised Expenditure for 1990-91	PSDP 91-92	
		Total	Foreign Aid			Total PSDP	Foreign Aid
1	2	3	4	5	6	7	8
155.	Construction of Hardstanding Infront of Garrages and for Baggages of Arr.PAX	0.111	0.000	0.000	0.111	0.000	0.000
156.	Improvement of Runway for F-27 Operations	20.000	0.000	0.235	15.000	4.765	0.000
157.	Construction of New T-Building and Allied Facilities	0.500	0.000	0.000	0.500	0.000	0.000
158.	Improvement of Existing Aerodrome Facilities	5.000	0.000	0.000	1.000	0.600	0.000
159.	Improvement of Water Supply System	0.200	0.000	0.000	0.200	0.000	0.000
160.	Construction of Perimeter Wall Around the Airport	9.200	0.000	0.000	0.100	3.214	0.000
161.	Acquisition of Land for Approach Lights ILS System	2.000	0.000	0.000	2.000	0.000	0.000
162.	Expansion of Arrival Lounge	1.500	0.000	0.000	1.500	0.000	0.000
163.	Additional C.I.P.Lounge Including Airconditioners	1.000	0.000	0.000	0.000	1.000	0.000
164.	Strengthening of Runway for Airbus Operation	127.396	0.000	90.661	36.735	0.000	0.000
165.	Construction of 11 Feeder Services Airports	74.445	0.000	38.099	3.838	12.043	0.000
166.	Civil and Mechanical Works at Airports	3.200	0.000	0.000	0.000	3.200	0.000
167.	Provision of Second VIP Lounge at Major Airports	10.000	0.000	0.000	5.000	5.000	0.000
168.	Construction of a Visitor's Shed	0.377	0.000	0.000	0.377	0.000	0.000
169.	Improvement of Infrastructure Facilities for B-737 Operation	65.000	0.000	0.000	5.000	18.543	0.000
170.	Extension and Modification of HQCAA Building Including Electrical/Mechanical Works	1.500	0.000	0.103	0.000	1.397	0.000
171.	Improvement of Light Aircraft Apron	1.000	0.000	0.000	0.000	1.000	0.000
172.	Extension of Wide body Apron	5.000	0.000	0.000	2.000	3.000	0.000
173.	Provision of Facilities for VVIP Movement	35.000	0.000	0.000	0.145	7.417	0.000

## TRANSPORT AND COMMUNICATIONS

(Million Rupees)

Sl. No.	Name, Status and Location of the Scheme	Estimated Cost		Estimated	Revised	PSDP 91-92	
		Total	Foreign Aid	Expenditure upto June 1990	Expenditure for 1990-91	Total PSDP	Foreign Aid
1	2	3	4	5	6	7	8
174.	Terminal Improvement New International Lounge	35.000	0.000	0.826	0.100	7.778	0.000
175.	Extension of VIP Lounge	2.000	0.000	0.000	0.000	2.000	0.000
176.	Installation of 750 KVA Generator	1.652	0.000	0.000	1.652	0.000	0.000
177.	Improvement Vehicular Track Along Bay No.5 to 10	1.600	0.000	0.000	1.600	0.000	0.000
178.	Strengthening/Extension of Runway & Allied Works	152.000	0.000	0.000	8.250	50.000	0.000
179.	Construction of a Water Tank	2.187	0.000	0.000	2.187	0.000	0.000
180.	Acquisition of Land	0.231	0.000	0.000	0.231	0.000	0.000
181.	Improvement of AC System at Terminal No.I,II&III.	3.500	0.000	0.000	3.500	0.000	0.000
182.	Shopping Plaza and Officers Club	45.205	0.000	41.968	3.237	0.000	0.000
183.	Construction of 7 Additional Rooms on 2nd Floor for CAA Model School	2.973	0.000	0.000	0.718	1.000	0.000
184.	Improvement of Terminal Operational Facilities and Allied Works	6.000	0.000	1.522	3.000	1.478	0.000
185.	Construction of Residential Accommodation for (Officers & Staff)	11.000	0.000	10.944	0.056	0.000	0.000
186.	Construction of "C" Type Houses	8.700	0.000	1.441	3.759	3.500	0.000
187.	Construction of "B" Type Houses	6.607	0.000	6.416	0.191	0.000	0.000
188.	Construction of "D" Type Houses	7.075	0.000	1.000	2.312	3.763	0.000
189.	Re-building of Secondary Runway	300.000	0.000	1.500	10.000	80.355	0.000
190.	Extensive Repair of Main Runway	150.000	0.000	0.000	0.500	92.408	0.000
191.	Water Treatment Plant for Quaid-e-Azam International Airport	3.050	0.000	0.000	3.050	0.000	0.000
192.	Establishment of Basic Aerodrome Facilities	28.724	0.000	28.724	0.000	0.000	0.000

300.0

300.0

300.0

## TRANSPORT AND COMMUNICATIONS

(Million Rupees)

Sl. No.	Name, Status and Location of the Scheme	Estimated Cost		Estimated Expenditure upto June 1990	Revised Expenditure for 1990-91	PSDP 91-92	
		Total	Foreign Aid			Total PSDP	Foreign Aid
1	2	3	4	5	6	7	8
193.	Removal of Micro Wave Tower Near Airport	5.850	3.645	0.000	5.850	0.000	0.000
194.	Airconditioning of Domestic Arrival	0.686	0.000	0.186	0.000	0.500	0.000
195.	Rehabilitation of Existing Apron	5.545	0.000	5.545	0.000	0.000	0.000
196.	Construction of Drains	6.000	0.000	2.852	0.000	3.148	0.000
197.	Stone Pitching Drains	11.000	0.000	0.000	3.000	4.945	0.000
198.	Construction of 54 New Houses and Allied Facilities at Walton	9.123	0.000	9.123	0.000	0.000	0.000
199.	Widening & Improvement Existing Cargo Road/ Around Car Parking Area	4.600	0.000	0.000	1.600	3.000	0.000
200.	Improvement of Riding Quality to New Runway	50.000	23.000	0.000	30.000	20.000	0.000
201.	Construction of New Apron Expansion of VIP Lounge & Terminal Extension	45.820	0.000	0.000	15.000	9.272	0.000
202.	New ATC Tower and FCR Facilities (Merged 732P102 and 732P108)	70.916	8.130	0.000	0.100	12.364	0.000
203.	Strengthening & Existing of Runway for Boeing-737 Operation	18.600	0.000	17.284	1.316	0.000	0.000
204.	Construction of Technical Building & Allied Works	3.000	0.000	0.000	1.500	1.500	0.000
205.	Expansion of Transmitting Station	0.700	0.000	0.000	0.700	0.000	0.000
206.	Expansion of Existing Terminal Facilities	15.205	0.000	15.205	0.000	0.000	0.000
208.	Improvement of Existing Aerodrome Facilities	133.000	0.000	0.000	1.300	2.000	0.000
209.	Installation of DVOR and Allied Works	0.200	0.000	0.000	0.200	0.000	0.000
210.	Instillation of Portable Lighting System	1.288	0.000	1.055	0.233	0.000	0.000
211.	Re-habilitation of Taxiway "C".	13.113	0.000	11.128	1.985	0.000	0.000

## TRANSPORT AND COMMUNICATIONS

(Million Rupees)

Sl. No.	Name, Status and Location of the Scheme	Estimated Cost		Estimated Expenditure upto June 1990	Revised Expenditure for 1990-91	PSDP 91-92	
		Total	Foreign Aid			Total PSDP	Foreign Aid
1	2	3	4	5	6	7	8
212.	Construction of Terminal Building Apron and Allied Facilities	20.000	0.000	0.000	10.000	10.000	0.000
213.	Establishment of Basic Aerodrome Facilities	2.490	0.000	2.370	0.120	0.000	0.000
214.	Runway Lights and Related Works	4.000	0.000	0.000	0.500	3.000	0.000
215.	NDB Building & Related Works	0.300	0.000	0.000	0.000	0.300	0.000
216.	Improvement of Terminal Facilities	3.600	0.000	0.000	2.100	1.500	0.000
217.	Construction of a Hostel and VIP Lounge	0.150	0.000	0.000	0.150	0.000	0.000
218.	Recarpeting of Runway, Tubewell, Extension of Apron and Improvement of Air Field Light and Allied Works	40.000	0.000	0.000	0.000	1.000	0.000
219.	Aerodrome Fencing	0.256	0.000	0.000	0.000	0.256	0.000
220.	Construction of Mosque at the Airport	0.750	0.000	0.000	0.200	0.550	0.000
221.	Supply of Sui Gas	2.964	0.000	2.500	0.464	0.000	0.000
222.	Construction of VIP/VVIP Lounge	3.690	0.000	0.000	0.000	3.690	0.000
223.	Construction of Road for ASF	0.200	0.000	0.000	0.000	0.200	0.000
224.	Runway and Dumbli	19.000	0.000	18.260	0.000	0.740	0.000
225.	Construction of Terminal Building Royal VIP Lounge, Car Park and Allied Facilities Including Land Acquisition	101.081	24.000	0.000	20.000	35.628	0.000
226.	Construction of Flood Water Drains	1.000	0.000	0.000	0.000	1.000	0.000
227.	Construction of Tubewell	1.000	0.000	0.000	0.000	1.000	0.000
228.	Airside Facilities Including Runway Culverts	0.300	0.000	0.000	0.300	0.000	0.000
229.	New Runway (CAA's Share)	49.470	0.000	45.000	0.000	4.470	0.000

## TRANSPORT AND COMMUNICATIONS

(Million Rupees)

Sl. No.	Name, Status and Location of the Scheme	Estimated Cost		Estimated Expenditure upto June 1990	Revised Expenditure for 1990-91	PSDP 91-92	
		Total	Foreign Aid			Total PSDP	Foreign Aid
1	2	3	4	5	6	7	8
230.	Extension of Terminal Building and Allied Facilities	2.000	0.000	0.000	1.000	1.000	0.000
231.	Additions/Alterations in the Terminal Building	2.000	0.000	0.000	0.000	2.000	0.000
232.	Improvement of Infrastructure for B-737 Operations	133.490	0.000	1.325	5.000	63.365	0.000
233.	Improvement of Infrastructure Facilities for B-737 Operation	48.000	0.000	0.000	5.000	20.398	0.000
234.	Construction of Fence	1.196	0.000	0.000	1.196	0.000	0.000
235.	Recarpeting of Runway and Allied Works	19.500	0.000	0.000	0.100	9.272	0.000
236.	Construction of Water Supply System for the Residential Colony	0.600	0.000	0.000	0.600	0.690	0.000
Total (CAA)		14007.340	4038.769	3588.771	1935.294	2462.230	824.284
PAKISTAN NATIONAL SHIPPING CORPORATION							
237.	Acquisition of 2 Second Hand Bulk Carriers of 70,000 DWT Each for Import of Iron and Coal for Pakistan Steel	792.000	792.990	0.000	0.000	792.000	644.000
238.	Construction of 5 New Container Vessels of 1200 Capacity Each (Two Vessels to be Built at Foreign Shipyard and 3 at KSEW)	2970.000	2376.000	0.000	742.500	802.000	713.000
239.	Acquisition of 1 Second Hand Crude Oil Tanker of 80,000 DWT for NTC, for Import of Crude Oil	660.000	660.000	0.000	0.000	660.000	610.000
240.	Acquisition of 1 Second Hand Product Tanker of 70,000/80,000 DWT for NTC, for Import of Petroleum Products.	770.000	770.000	0.000	0.000	770.000	720.000
Total (PNSC)		5192.000	4598.990	0.000	742.500	3024.000	2687.000
P.I.A.C.							
241.	New Tech. Twin Jet (a) Aircraft (A310-300)	6648.000	5199.000	235.000	3385.000	3028.000	3028.000

## TRANSPORT AND COMMUNICATIONS

(Million Rupees)

Sl. No.	Name, Status and Location of the Scheme	Estimated Cost		Estimated	Revised	PSDP 91-92	
		Total	Foreign Aid	Expendi- ture upto June 1990	Expendi- ture for 1990-91	Total PSDP	Foreign Aid
1	2	3	4	5	6	7	8
242.	Used A300 B4 (A)	1122.000	904.000	0.000	1122.000	0.000	0.000
	Total (PIAC)	7770.000	6103.000	235.000	4507.000	3028.000	3028.000

## PAKISTAN TELECOMMUNICATION CORPORATION

## LOCAL TELEPHONE SYSTEM AND GATEWAY EXCHANGE

243.	Expansion of local telephone system in Pakistan by 520,000 Lines(I/84-85)Appd/300(under revision).	9500.000	4750.000	507.500	95.620	0.000	0.000
244.	Expansion of local telephone system by 446,000 lines in Pakistan (iii/88-89)Appd/300.	7582.000	3418.000	1441.090	2668.350	2562.000	695.178
	Tandem Exchanges	750.000	380.000	0.000	0.000	750.000	218.140
	Optic Fibre Cable	160.000	109.000	0.000	0.000	160.000	62.572
245.	Expansion of local telephone system in Pakistan by 275,000 lines (Phase-II) 7th Plan.	5164.300	2465.600	0.000	0.000	400.000	146.383
246.	Expansion of telephone system by 500,000 lines in major cities of Pakistan under BLT Scheme (Appd/300).	10620.000	0.000	0.000	0.000	0.000	0.000
247.	Expansion of Karachi-Islamabad International Gateway Exchange (Appd/300) Karachi 1500 circuits (New) Islamabad 1400 circuits	767.200	523.400	0.000	0.000	50.000	20.092
248.	Expansion in IGEs (Current) (a)Karachi 480 International Circuits and (b)Islamabad 460 International Circuits	170.000	85.000	0.000	0.000	100.000	28.703
	Total (Local Tele. System)	34713.500	11731.000	1948.590	2763.970	4022.000	1171.068

## TRANSPORT AND COMMUNICATIONS

(Million Rupees)

Sl. No.	Name, Status and Location of the Scheme	Estimated Cost		Estimated Expenditure upto June 1990	Revised Expenditure for 1990-91	PSDP 91-92	
		Total	Foreign Aid			Total PSDP	Foreign Aid
1	2	3	4	5	6	7	8
<b>OPTICAL FIBRE TRANSMISSION LINKS</b>							
249.	Optic Fibre link between Taxila-Haripur-Abbottabad and Gujranwala-Sialkot (XXII/84-85)Appd/300	34.500	20.500	8.150	0.000	3.000	0.000
250.	Providing Digital Fibre Optic transmission link (140 Mb't between Rawalpindi and Karachi via, Faisalabad, Lahore, Multan, Sukkur, Hyderabad (X/85-86)Appd/300	1011.000	498.390	11.020	297.000	698.430	229.621
251.	Establishment of Optic Fibre between Rawalpindi-Peshawar (Appd/300).	139.220	80.000	0.000	0.000	75.000	21.814
252.	Establishment of Optic Fibre transmission link between Digital Transit Exchanges (DTEs) in Pakistan (Appd/300).	234.500	92.510	0.000	0.000	125.000	28.703
253.	Establishment of Optic Fibre link between Karachi- Dadu-Larkana-D.G. Khan-D.I. Khan-Bannu-Peshawar (Appd/300)	712.760	320.000	0.000	0.000	197.000	80.941
Total(Optical Fibre Trans.)		2131.980	1011.400	19.170	297.000	1098.430	361.079
<b>TRUNK EXCHANGES AND S.T.D.</b>							
254.	Providing NWD facilities to 65 important towns in Pakistan during 6th Five Year Plan (XXI/84-85) (Appd/300)	301.000	106.960	210.450	90.550	0.000	0.000
255.	Providing NWD facilities to 62 important towns and 121 Tehsil Headquarters in Pakistan during 6th Five Year Plan (SVIII/88-89) Appd/300.	201.600	86.400	2.240	104.280	55.000	0.000
256.	Expansion of Existing Digital Transit Exchanges and new PTDC during 7th Five Year Plan (SVIII/89-90)	436.580	245.200	0.000	50.000	291.580	111.940
Total (Trunk Exchanges & STD)		939.180	438.560	212.690	244.830	346.580	111.940

## TRANSPORT AND COMMUNICATIONS

(Million Rupees)

Sl. No.	Name, Status and Location of the Scheme	Estimated Cost		Estimated	Revised	PSDP 91-92	
		Total	Foreign Aid	Expendi- ture upto June 1990	Expendi- ture for 1990-91	Total PSDP	Foreign Aid
1	2	3	4	5	6	7	8
LONG DISTANCE NETWORK/VFT/PCCs OPENWIRE AND CARRIER SYSTEM (CARRIER THAN CARRIER ON COAXIAL)							
257.	Installation of 620 VFT channels EMD and 100 S-DX units (VII/77-78) Appd/300.	18.020	8.500	11.520	5.500	0.000	0.000
258.	Multilex equipment for 2000 long distance channels (XXXIV/84-85) Appd/300.	50.000	30.000	47.510	7.490	0.000	0.000
259.	Installation of 3000 VFT channels and 400 S+Dx Units and 1000 telegraph terminal repeaters (XX/84-85) Appd/300.	158.000	72.000	69.000	99.000	0.000	0.000
260.	Expansion of subsidiary routes (Trunk Lines) in Pakistan (VII/85-86) Appd/300.	106.570	38.700	90.520	16.050	0.000	0.000
261.	Provision of 1700 PCOs in rural area of Pakistan (XXXIII/85-86) Appd/300.	273.900	82.250	170.670	103.230	0.000	0.000
262.	Procurement and installation of 40 card pay phones PCOs in Karachi and Lahore (X/88-89)	4.590	2.720	0.000	4.590	0.000	0.000
263.	Procurement and installation of 375 VHF single channel Long Distance PCOs in Pakistan (XI/88-89) Appd/300.	59.720	28.800	34.000	25.720	0.000	0.000
264.	Procurement and installation of 165 VHF single channel VHF/Small capacity TDMA Long Distance PCOs in Pakistan (I/89-90) Appd/300.	261.000	94.480	0.000	261.000	0.000	0.000
265.	Procurement and installation of 3000 card pay phones under Danish Grant (VIII/90-91) Appd/300.	153.180	150.000	0.000	0.000	55.000	28.703
Total (Long Distance Network)		1104.980	507.450	423.220	522.580	55.000	28.703
TELEGRAPH PROJECT (GENTEX, TELEPRINTERS, TELEX) ETC.							
266.	Installation of Electronic Telex Exchange 1000 lines units at Islamabad (XIII/77-78) Appd/300.	36.730	20.130	32.930	1.600	2.200	0.000

## TRANSPORT AND COMMUNICATIONS

(Million Rupees)

Sl. No.	Name, Status and Location of the Scheme	Estimated Cost		Estimated	Revised	PSDP 91-92	
		Total	Foreign Aid	Expenditure upto June 1990	Expenditure for 1990-91	Total PSDP	Foreign Aid
1	2	3	4	5	6	7	8
267.	Expansion of Telex Services in Pakistan by 9800 lines during 6th Five Year Plan (XVI/85-86) Appd/300.	338.000	46.000	6.000	211.580	100.000	0.000
268.	Provision of 11300 teleprinters for expansion of Telegraph services in Pakistan during 6th Five Year Plan (XXVII/84-85) Appd/300.	545.000	254.000	40.100	100.000	100.000	32.147
269.	Introduction of facsimile services in Pakistan (XX/85-86) Appd/300.	6.690	4.450	3.900	3.060	0.000	0.000
270.	Procurement of 360 Telefax Machine for renting out to subscribers for use of Telephone Network in Pakistan (VII/88-89) Appd/300.	19.360	13.040	0.760	15.360	3.240	0.000
Total (Telegraph Projects)		945.780	337.620	83.690	331.600	205.440	32.147
MICROWAVE SYSTEM							
271.	Procurement of emergency microwave equipment for WTR and NTR Regions of T&T Department (XIII/88-89) Appd/300.	8.700	6.320	0.000	7.700	1.000	0.000
272.	Procurement of emergency microwave equipment T&T Department (VI/88-89) Appd/300.	9.540	7.230	0.000	7.240	2.300	0.000
Total (Microwave System)		18.240	13.550	0.000	14.940	3.300	0.000
VHF AND OTHER RADIO SYSTEM							
273.	Modification/Upgradatino of Dehmandro Satellite Earth Station under IND-16 to IND-18 Plans.	149.930	99.100	60.510	89.420	0.000	0.000
274.	Providing 125 Multichannels UHF links for connecting small towns with main outlets in Pakistan. (XXXIII/84-85)Appd/300.	211.000	79.000	170.000	41.000	0.000	0.000
275.	Second Standard "A" Antenna Karachi (XXI/85-86)	101.000	63.000	20.000	81.000	0.000	0.000

## TRANSPORT AND COMMUNICATIONS

(Million Rupees)

Sl. No.	Name, Status and Location of the Scheme	Estimated Cost		Estimated Expenditure upto June 1990	Revised Expenditure for 1990-91	PSDP 91-92	
		Total	Foreign Aid			Total PSDP	Foreign Aid
1	2	3	4	5	6	7	8
276.	Provision of 252 channels CFDM equipment to work direct with USA via 3590 Satellite. (IV/86-87)	9.490	5.970	1.090	8.400	0.000	0.000
277.	Enhancement of Satellite circuits with UK by use of digital circuits Multiplication equipment employing L.R.E. and D.S.I. (VII/89-90) Appd/300.	18.750	12.390	0.000	17.350	1.000	0.000
278.	Expansion of Earth Station at Karachi and Islamabad (New).	500.000	300.000	0.000	0.000	200.000	57.520
279.	Expansion of Satellite Earth Station at Karachi and Islamabad (Appd/300) Current.	175.950	115.800	0.000	0.000	175.510	66.475
Total (VHF & Radio System)		1166.120	675.260	251.600	237.170	376.510	123.995
REQUIREMENT OF OTHER DEPARTMENT/AGENCITES.							
280.	Telecom facilities in FATA (XI/82-83) Appd/300.	19.900	9.250	9.000	0.500	10.400	0.000
281.	Communication infrastructure for new Contonment at Panno Aqil (VIII/86-87)Appd/300.	8.710	4.200	7.160	1.550	0.000	0.000
282.	Providing telecom infrastructure in Industrial Estate, Daska (XIV/88-89) Appd/300.	4.750	1.900	0.240	0.630	3.880	0.574
283.	Providing telecom infrastructure in Industrial Estate Chunnian (XI/89-90) Appd/300.	58.330	24.300	0.000	0.500	37.000	8.611
284.	Providing telecom infrastructure in Industrial Estate Larkana (V/89-90) Appd/300.	8.460	3.440	0.000	0.850	7.610	1.148
285.	Provision of Telecom Infrastructure in Industrial Estate Gadoon Amazai (II/89-90) Appd/300.	5.940	2.280	0.500	4.500	0.940	0.000
286.	Provision of Telecom Infrastructure in Industrial Estate Quetta (III/89-90) Apdd/300.	9.100	3.700	0.500	1.000	7.600	0.000
287.	Provision of Telecom Infrastructure in Industrial Estates (XVII/89-90) Apdd/300.	21.670	10.200	0.000	2.500	10.000	2.870
Total (Requirements)		136.860	59.270	17.400	12.030	77.430	13.203

## TRANSPORT AND COMMUNICATIONS

(Million Rupees)

Sl. No.	Name, Status and Location of the Scheme	Estimated Cost		Estimated Expenditure upto June 1990	Revised Expenditure for 1990-91	PSDP 91-92	
		Total	Foreign Aid			Total PSDP	Foreign Aid
1	2	3	4	5	6	7	8
<b>TRAINING AND RESEARCH</b>							
288.	Expansion of Telecomm. Research facilities (XVII/85-86) Appd/300.	4.490	3.650	0.060	4.000	0.430	0.000
289.	Provision of PCM System for training facilities at TSC under Swidish Grant (XIX/80-81) Appd/300.	2.050	1.290	0.710	1.100	0.240	0.000
290.	Training facilities in Pakistan (UNDP) (VII/86-87) Appd/300.	148.870	57.750	10.690	30.900	70.000	17.222
291.	Provision of training facilities in Pakistan under U.K. Grant. (I/88-89) Appd/300.	4.970	4.820	0.000	4.000	0.970	0.000
Total (Training & Research)		160.380	67.510	11.460	40.000	71.640	17.222
<b>BUILDINGS AND QUARTERS</b>							
292.	Construction of 10 flats Category-II type for the officers in LTR, Lahore. (II/84-85) Appd/300 (U/R)	4.000	0.000	4.150	4.650	0.000	0.000
293.	Construction of 12 quarters in WTR, Quetta (XV/85-86) Appd/300 (Under Revision)	3.890	0.000	3.890	2.110	0.000	0.000
294.	Extension of T&T Dte-General (XVIII/85-86) Appd/300 (Under Revision)	23.600	0.000	0.800	28.000	20.000	0.000
295.	Purchase of land for Islamic States Telecommunication Union Building (XXIV/85-86) Appd/300 (U/R)	4.500	0.000	0.000	18.800	0.000	0.000
296.	Construction of 3 quarters of category-I for Grade-20 and 4 quarters of category-II for Grade-19 officers at Islamabad. (III/86-87) Appd/300 (U/R)	4.860	0.000	4.860	3.140	0.000	0.000
297.	Construction of General Manager CTR Office Building at Race Course Road, Lahore. (VI/86-87) Appd/300 (U/R)	4.500	0.000	4.500	3.000	0.000	0.000
298.	Improvement strengthening, safeguarding and face lifting of Central Telephone Exchange Building	2.790	0.000	0.380	2.410	0.000	0.000

## TRANSPORT AND COMMUNICATIONS

(Million Rupees)

Sl. No.	Name, Status and Location of the Scheme	Estimated Cost		Estimated Expenditure upto June 1990	Revised Expenditure for 1990-91	PSDP 91-92	
		Total	Foreign Aid			Total PSDP	Foreign Aid
1	2	3	4	5	6	7	8
299.	Construction of residential accommodation for General Manager in Karachi (VIII/89-90) Appd/300.	3.600	0.000	0.000	3.600	0.000	0.000
300.	Construction of residence for General Manager/Director WER, Quetta (XV/89-90) Appd/300.	3.190	0.000	0.000	3.190	0.000	0.000
301.	Construction of Mosque and Madrassa at Telephone House Islamabad (XVII/89-90) Appd/300.	2.150	0.000	0.000	2.150	0.000	0.000
Total (Buildings & Quarters)		57.080	0.000	18.580	71.050	20.000	0.000
REPLACEMENT, IMPROVEMENT, WELFARE AMENITIES AND OTHER MISC. WORKS.							
302.	Modernisation of Maritime Communication system in Pakistan (III/82-83) Appd/300.	4.980	3.030	0.000	4.980	0.000	0.000
303.	Replacement of 9000 lines FI equipment and A/C Plant of Lahore Central I and II and trunk exchange (XXXIII/81-82) Appd/692.	62.300	28.370	43.900	18.400	0.000	0.000
304.	Replacement of old underground cable in Pakistan XVI/82-83 (Appd/692).	63.500	29.110	42.500	21.000	0.000	0.000
305.	Modernisation of Telephone Enquiry system (XVI/82-83) Appd/300.	4.100	0.000	0.310	3.790	0.000	0.000
306.	Provision of multipurpose Mini Computer for Peshawar (SVII/83-84) Appd/300.	2.100	0.000	0.000	0.000	2.100	0.000
307.	Replacement of 100 TPs Machines (XVIII/83-84) Appd/692.	4.770	2.250	4.140	0.630	0.000	0.000
308.	Replacement of old unserviceable local distribution network in Pakistan (VIII/85-86) Appd/692.	87.600	33.200	34.750	52.850	0.000	0.000
309.	Replacement of junction cable with PCM system/VF cable/radio linking in Multi Exchange area (XXXI/84-85) Appd/692.	50.000	20.000	26.180	23.820	0.000	0.000

## TRANSPORT AND COMMUNICATIONS

(Million Rupees)

Sl. No.	Name, Status and Location of the Scheme	Estimated Cost		Estimated	Revised	PSDP 91-92	
		Total	Foreign Aid	Expenditure upto June 1990	Expenditure for 1990-91	Total PSDP	Foreign Aid
1	2	3	4	5	6	7	8
310.	Replacement of old and unserviceable telephone instruments battery sets A/C Plants, Teleprinters.	163.560	52.880	84.730	78.830	0.000	0.000
311.	Consultancy charges for KFW Programme (XVII/84-85) Appd/300.	7.600	5.970	0.920	5.680	0.000	0.000
312.	Security arrangement for key point installations in Pakistan (XXVI/84-85) Appd/300.	3.680	0.000	0.100	3.580	0.000	0.000
313.	Replacement of 11000 old telephone instruments in ITR/STR and NTR (XIII/84-85) Appd/692.	4.110	1.800	3.850	0.260	0.000	0.000
314.	Replacement of 75000 lines of F-1 equipment (XIX/84-85) Appd/692.	529.000	247.500	250.170	158.140	60.000	17.222
315.	Replacement of 227 F-36 outlived trunk position in Pakistan. (IX/84-85) Appd/692.	12.500	4.700	4.040	8.460	0.000	0.000
316.	Replacement of old open wire carrier system in Pakistan (II/85-86) Appd/692.	16.500	9.510	2.510	13.990	0.000	0.000
317.	Introduction of Data Communication Service through Packet Switch Network in Pakistan (XXII/85-86) Appd/300.	62.430	37.000	8.550	53.880	0.000	0.000
318.	Providing engine alternator in automatic Telephone Exchanges in Pakistan (XIX/85-86) Appd/300.	10.000	0.000	2.280	7.720	0.000	0.000
319.	Replacement of existing cars of capacity more than 1000 CC in the Department by Suzuki Cars 800 CC in compliance with directive of Prime Minister of Pakistan (Phase-I) (II/87-88) Appd/692.	4.940	0.000	2.860	2.080	0.000	0.000
320.	Purchase of 35 personal computers for Principal and group officers of T&T Department (III/87-88) Appd/300.	4.240	0.000	3.980	0.260	0.000	0.000
321.	Computerised Directory Assistance System for KTR, Karachi (II/88-89) Appd/300.	9.000	5.450	0.000	9.000	0.000	0.000

## TRANSPORT AND COMMUNICATIONS

(Million Rupees)

Sl. No.	Name, Status and Location of the Scheme	Estimated Cost		Estimated Expenditure upto June 1990	Revised Expenditure for 1990-91	PSDP 91-92	
		Total	Foreign Aid			Total PSDP	Foreign Aid
1	2	3	4	5	6	7	8
322.	Replacement of three faulty EPABXs in Lahore (VIII/88-89) Appd/692.	3.400	1.700	3.000	0.300	0.000	0.000
323.	Provision of Welfare amenities for the staff of Telegraph Workshop, Kotri (IX/88-89) Appd/300.	2.600	0.000	0.000	2.600	0.000	0.000
324.	Consultancy services for proposing (i) A new organised and Financial Structure for Pakistan Telecommunication Corporation and (ii) For the establishment of Fundamental Planning System Engineering Units (XII/88-89) Appd/300.	47.220	43.860	25.000	72.220	0.000	0.000
325.	Telecommunication Services for the Prime Minister at Karachi/Larkana/Rawalpindi and other Provincial Capitals (XV/88-89) Appd/300.	0.730	0.300	0.360	0.340	0.000	0.000
326.	Modernisation of logistic & Transport facilities for fast opening of NTC at Karachi (XVI/88-89) Appd/300.	4.760	0.000	0.290	4.470	0.000	0.000
327.	Providing telecommunication facilities in Industrial Estate Hattar under one window facility (IV/89-90)	5.940	2.280	0.000	5.940	0.000	0.000
328.	Provision High Speed Printer/Ups terminal (CRTs) for T&T Computer Centre (X/89-90) Appd/300.	4.800	0.000	2.800	2.000	0.000	0.000
329.	Provision of transport and office accommodation for the consultants of Fundamental Planning Unit and System Engineering Units (IX/89-90) Appd/300	2.140	0.000	0.610	1.530	0.000	0.000
330.	Replacement of 95 old RFT Machines in Karachi (XII/89-90) Appd/692.	4.920	2.520	0.000	3.420	1.500	0.000
331.	Provision for clearance of liabilities of Schemes already completed/deleted from ADP.	0.000	0.000	0.000	89.590	0.000	0.000
332.	Establishment of maintenance Control Centre in Islamabad (Appd/300).	50.000	30.000	0.000	0.000	20.000	0.000
333.	Provision of 18 vehicles for Digital Switching R&D Region Islamabad (XIV/89-90) Appd/300.	3.950	0.000	0.000	3.950	0.000	0.000

## TRANSPORT AND COMMUNICATIONS

(Million Rupees)

Sl. No.	Name, Status and Location of the Scheme	Estimated Cost		Estimated Expenditure upto June 1990	Revised Expenditure for 1990-91	PSDP 91-92	
		Total	Foreign Aid			Total PSDP	Foreign Aid
1	2	3	4	5	6	7	8
334.	Providing of Telecommunication Facilities in Pakistan (XIII/89-90) Appd/300.	0.000	0.000	0.000	4.000	0.000	0.000
335.	Replacement of faulty and obsolete measuring instruments for Microwave maintenance Division of CTR Lahore (I/90-91) Appd/692.	4.840	0.000	0.000	4.840	0.000	0.000
336.	Replacement of faulty and obsolete measuring instruments for M/W maintenance Division of STR Karachi (II/90-91) Appd/300.	5.000	0.000	0.000	5.000	0.000	0.000
337.	Providing vehicles for consultants for preparing new organisation for Pakistan Telecommunication Corporation. (III/90-91) Appd/300.	3.850	0.000	0.000	3.850	0.000	0.000
338.	Improving Maintenance and quality of Telephone Services (V/90-91) Appd/300.	37.600	31.800	0.000	0.000	23.570	5.741
339.	Provision of Sui Gas connection in Departmental residential quarters of receiving station Malir Karchi (IV/90-91) Appd/300.	0.500	0.000	0.000	0.000	0.500	0.000
340.	Replacement of old unserviceable 1405 teleprinter machines in Pakistan (VI/90-91) Appd/692.	54.400	30.850	0.000	0.000	0.000	0.000
341.	Provision of Mainframe at T&T Computer Centre Lahore (Appd/300.)	19.900	15.900	0.000	0.000	10.000	4.592
342.	Up-gradation of Maintenance Control Centre at Lahore (Appd/300.)	9.900	8.100	0.000	0.000	0.000	0.000
	Total (Replacement/Improvement)	1373.360	648.080	547.830	671.400	117.670	27.555
343.	PCOs 2500	500.000	250.000	0.000	0.000	50.000	5.741
344.	Detailed Billing	250.000	130.000	0.000	0.000	50.000	11.481
345.	Computerised Directory	250.000	140.000	0.000	0.000	50.000	11.481
346.	Expansion Karachi-Rawalpindi Optic Fibre	250.000	175.000	0.000	0.000	0.000	0.000

## TRANSPORT AND COMMUNICATIONS

(Million Rupees)

Sl. No.	Name, Status and Location of the Scheme	Estimated Cost		Estimated	Revised	PSDP 91-92	
		Total	Foreign Aid	Expenditure upto June 1990	Expenditure for 1990-91	Total PSDP	Foreign Aid
1	2	3	4	5	6	7	8
347.	Expansion of Training Facilities	150.000	100.000	0.000	0.000	6.000	1.148
348.	Expansion Research Centre	150.000	100.000	0.000	0.000	10.000	1.722
349.	Customer Service Centre in 3 Cities	100.000	0.000	0.000	0.000	50.000	0.000
350.	Maritime Communications	200.000	177.000	0.000	0.000	30.000	1.148
351.	Replacement of 75,000 lines	22.000	100.000	0.000	0.000	100.000	5.741
352.	Trunk Positions 500	207.000	140.000	0.000	0.000	160.000	68.886
353.	Qtrs Buildings	1000.000	0.000	0.000	0.000	0.000	0.000
354.	N.W.F. Stations and Subsidiary routes	811.000	395.000	0.000	0.000	50.000	5.741
	<b>Total</b>	<b>3890.000</b>	<b>1707.000</b>	<b>0.000</b>	<b>0.000</b>	<b>556.000</b>	<b>113.088</b>
355.	Minor Works	0.000	0.000	0.000	30.000	50.000	0.000
	<b>Total (PTC):</b>	<b>46637.460</b>	<b>17196.700</b>	<b>3534.230</b>	<b>5236.570</b>	<b>7000.000</b>	<b>2000.000</b>
	<b>Total (Corporation):</b>	<b>100812.569</b>	<b>43183.587</b>	<b>11555.691</b>	<b>14367.722</b>	<b>19514.230</b>	<b>10307.584</b>
	<b>Total (Transport &amp; Communications)</b>	<b>120207.825</b>	<b>47438.106</b>	<b>18613.053</b>	<b>16128.293</b>	<b>21960.404</b>	<b>11345.934</b>

---


---

**PHYSICAL PLANNING & HOUSING**

---

---


(99—100)



PHYSICAL PLANNING AND HOUSING  
(Summary)

(Million Rupees)

Sl. No.	Name of the Sub-Sectors	PSDP 991-92	
		Total PSDP	Foreign Aid
1	2	3	4
1.	Capital Development Authority	426.542	53.678
2.	Department of Communications Security	0.750	0.000
3.	Government Offices and Buildings	13.171	0.000
4.	Government Servants Housing	150.393	0.000
5.	C B R Buildings and Offices	6.974	0.000
6.	Director General Immigration and Passport	1.527	0.000
7.	Civil Armed Forces	29.536	0.000
8.	Islamabad Administration	2.750	0.000
9.	Council of Islamic Ideology	1.500	0.000
10.	Environment & Urban Affairs	2.251	0.000
11.	Justice Division	2.000	0.000
12.	Local Government and Rural Development	3.660	3.160
13.	National Police Academy	2.500	0.000
14.	Azad Kashmir	66.000	0.000
15.	Northern Areas	37.500	0.000
16.	FATA	73.456	0.000
17.	FATA/DC	1.892	0.000
18.	FC Levies /Thanas	8.000	0.000
Total (Physical Planning & Housing)		830.401	56.838



## PHYSICAL PLANNING AND HOUSING

(Million Rupees)

Sl. No.	Name, Location and Status of the Scheme	Estimated Cost		Estimated Expenditure upto June 1990	Revised Expenditure for 1990-91	PSDP 1991-92	
		Total	Foreign Aid			Total PSDP	Foreign Aid
1	2	3	4	5	6	7	8
<b>A. CABINET DIVISION</b>							
CAPITAL DEVELOPMENT AUTHORITY							
1.	Construction of Presidential Estate Complex, Islamabad (Approved)	203.677	0.000	189.862	0.000	8.980	0.000
2.	Furnishing of Presidential Estate, Islamabad (Approved)	34.477	0.000	32.138	0.000	1.520	0.000
3.	Construction of Presidential Estate Colony, Islamabad (Approved)	174.885	0.000	71.646	0.000	5.500	0.000
4.	Prime Minister's Secretariat Cabinet/ Establishment Blocks Phase-I & II including Furnishing, Kitchen Equipment, Telephone and Security etc. (Approved)	368.055	0.000	313.425	0.000	3.000	0.000
5.	Office and Residential Accommodation for AGPR (Approved)	69.316	0.000	36.581	2.000	2.500	0.000
6.	Construction of Supreme Court Building (Approved)	377.971	0.000	36.961	10.000	86.000	0.000
7.	Construction of Federal Government Houses on Abandoned Plots (Approved)	79.160	0.000	1.500	4.000	10.000	0.000
8.	Security Measures for Aiwan-e-Sadar (Approved)	50.000	0.000	1.527	1.000	1.750	0.000
9.	Provision of individual Gas Meter in Government Houses (Approved)	43.155	0.000	14.130	2.000	1.250	0.000
10.	Roof Treatment of Government Houses (App)	0.000	0.000	26.072	2.500	1.250	0.000
11.	Bulk Water Supply (Phase-II)	643.443	0.000	599.400	12.000	10.000	0.000
12.	Water Supply Distribution System Phase-I & II (Approved)	270.091	14.271	210.565	10.000	6.000	0.000

## PHYSICAL PLANNING AND HOUSING

(Million Rupees)

Sl. No.	Name, Location and Status of the Scheme	Estimated Cost		Estimated Expenditure upto June 1990	Revised Expenditure for 1990-91	PSDP 1991-92	
		Total	Foreign Aid			Total PSDP	Foreign Aid
1	2	3	4	5	6	7	8
13.	Improvement of Airport Link Road From Islamabad Highway to Airport (Approved)	40.106	0.000	11.327	5.000	28.700	0.000
14.	Improvement of A/C system, P,Q,R&S Blocks (Approved)	13.307	0.000	0.680	3.000	2.027	0.000
15.	Replacement of 8 Lifts at Secretariat Buildings at Islamabad (Approved)	19.185	0.000	0.980	0.000	1.200	0.000
16.	Replacement of Air-Conditioning System Phase-I at Secretariat Building A.B.C & D Blocks (Approved)	40.416	0.000	2.065	0.000	1.500	0.000
17.	Conversion of Overhead LT Distribution in Sector G-6/1, Islamabad. (Approved)	4.526	0.000	0.000	1.000	0.500	0.000
18.	Provision of Flexible Pedestrian Street in Sector G-6, Islamabad. (Approved)	3.739	0.000	0.000	1.000	0.500	0.000
19.	Conversion of Single Phase Power Supply into Three Phase Power Supply in G-6, F-6, & G-7, Islamabad. (Approved)	10.280	0.000	0.000	1.000	0.500	0.000
20.	Construction of Mosque at F-7/3 and National Market at G-6/2, Islamabad (Approved)	0.000	0.000	0.000	1.000	0.500	0.000
21.	Construction of Parliament Lodge at Islamabad (Approved)	380.558	0.000	0.000	0.000	37.500	0.000
22.	Prime Minister Secretariat, Islamabad (Approved)	150.000	0.000	0.000	0.000	40.000	0.000
23.	Prime Minister House Complex, Islamabad including Infrastructure for Police Lines and Staff Colony, Conventional Centre and Gate House etc.	384.966	0.000	43.214	161.845	110.000	0.000
24.	Additional Ceiling/Exhaust Fans in Government Quarters in G-9/2, Islamabad	7.671	0.000	0.000	0.000	2.500	0.000
25.	Detailed Designing of Khanpur Dam (Japan)	76.230	60.893	0.000	68.488	3.871	1.865
26.	Water Supply from Khanpur Dam (Unapp) (Japan)	2915.590	1741.000	0.000	0.000	30.000	30.000

## PHYSICAL PLANNING AND HOUSING

(Million Rupees)

Sl. No.	Name, Location and Status of the Scheme	Estimated Cost		Estimated Expenditure upto June 1990	Revised Expenditure for 1990-91	PSDP 1991-92	
		Total	Foreign Aid			Total PSDP	Foreign Aid
1	2	3	4	5	6	7	8
27.	Detailed Designing of Simly Dam (App) (Japan)	32.196	15.460	0.000	18.207	6.995	1.813
28.	Simly Dam IIIrd Conduction Main (Unapp)(Japan)	742.515	294.371	0.000	0.000	20.000	20.000
29.	Construction of Office Accommodation for CBR, Islamabad	78.000	0.000	6.600	9.600	2.500	0.000
Total (CDA)		7213.515	2125.995	1598.673	313.640	426.542	53.678
DEPARTMENT OF COMMUNICATIONS SECURITY							
31.	Construction of Residential Accommodation at Islamabad for Officers of Department of Communications Security (Approved)	9.957	0.000	10.020	0.962	0.750	0.000
Total (Cabinet Division)		7223.472	2125.995	1608.693	314.602	427.292	53.678

## B. WORKS DIVISION

## GOVERNMENT OFFICES/BUILDINGS

32.	Construction of Office Building of Federal Public Service Commission Islamabad (App).	39.171	0.000	5.248	4.800	3.500	0.000
33.	Construction of Office Building for Election Commission Islamabad. (App).	24.055	0.000	1.372	4.800	2.500	0.000
34.	Construction and Provision of Fire Fighting Equipment and Emergency Stairs in Shaheed-e-Millat Secretariat, Islamabad (App).	14.108	0.000	5.005	4.800	4.000	0.000
35.	Construction of Additional Office Block at 94-The Mall, Lahore (App).	7.474	0.000	0.000	0.960	1.000	0.000
36.	Construction of AGPR Sub-Office at Karachi (App).	9.915	0.000	11.187	1.920	1.250	0.000
37.	Construction of Office and Residential Accommodation at Landi Kotal (App).	1.338	0.000	0.000	0.000	0.669	0.000

## PHYSICAL PLANNING AND HOUSING

(Million Rupees)

Sl. No.	Name, Location and Status of the Scheme	Estimated Cost		Estimated	Revised	PSDP 1991-92	
		Total	Foreign Aid	Expenditure upto June 1990	Expenditure for 1990-91	Total PSDP	Foreign Aid
1	2	3	4	5	6	7	8
38.	Construction of Office Accommodation at Taftan (App).	0.504	0.000	0.000	0.000	0.252	0.000
	Total (Public Works Deptt Offices)	96.565	0.000	22.812	17.280	13.171	0.000
GOVERNMENT SERVANTS HOUSING							
39.	Construction of 5160 houses for Federal Government Employees Islamabad Phase-I (App)	246.414	0.000	231.932	33.600	2.500	0.000
40.	Construction of 5160 Houses for Federal Government Employees Islamabad Phase-II(App)	1000.611	0.000	0.000	4.800	17.500	0.000
41.	Construction of Houses for Federal Government Employees under Prime Minister's, Programme to generate employment at Islamabad, Karachi, Lahore, Peshawar and Quetta (App).	350.000	0.000	183.214	38.400	15.000	0.000
42.	Construction of Federal Minister Residences at Islamabad (App).	62.673	0.000	39.575	24.207	32.500	0.000
43.	Construction of Government Owned Residences, Speaker National Assembly, Federal Minister, Federal Secretaries's Category-I & II Houses in Islamabad (App).	70.061	0.000	8.595	21.600	20.000	0.000
44.	Construction of 152 Cat-V Quarters for Federal Government Employees at Islamabad (App).	15.000	0.000	1.433	14.400	5.000	0.000
45.	Construction of 40 Additional Rooms in the Existing Two Federal Lodges for Government Officers in G-5/2, Islamabad (App).	9.187	0.000	0.816	4.800	1.784	0.000
46.	Construction of 21 Family Suits for Federal Government Officers, Islamabad (App).	12.707	0.000	2.500	7.200	1.500	0.000
47.	Construction of 72 Family Suites for Federal Government Employees, Islamabad. (App).	33.183	0.000	8.264	12.000	6.460	0.000
48.	Construction of Residential Accommodation for Federal Government Employees at Islamabad (Prime Minister's Estate) (App).	122.500	0.000	0.498	12.000	27.500	0.000

## PHYSICAL PLANNING AND HOUSING

(Million Rupees)

Sl. No.	Name, Location and Status of the Scheme	Estimated Cost		Estimated Expenditure upto June 1990	Revised Expenditure for 1990-91	PSDP 1991-92	
		Total	Foreign Aid			Total PSDP	Foreign Aid
1	2	3	4	5	6	7	8
49.	Construction of Residential Accommodation for Federal Government Employees at Dhana Singh Wala, Lahore (App).	219.703	0.000	222.655	4.800	2.500	0.000
50.	Construction of Residential Accommodation for Federal Government Servants at Hasan Ghari Peshawar (App).	87.400	0.000	82.639	1.920	1.250	0.000
51.	Construction of 2nd Floor over Federal Lodge Including Car Parking, Land Scaping and Servant Quarters at Peshawar (App).	2.104	0.000	2.079	0.480	0.400	0.000
52.	Providing Additional Ceiling Fans in Central Government Colonies, Karachi (App).	9.057	0.000	5.339	0.960	1.500	0.000
53.	Renovation of Central Government Colonies at Martin, Clayton Jehangir Road, Karachi (App).	9.995	0.000	4.370	0.960	2.500	0.000
54.	Acquisition of 50 Acres of Land and Construction of 250 Quarters of Various Categories for Central Government Servants at Sariab Road, Quetta (App).	128.170	0.000	82.766	19.200	12.500	0.000
Total (Public Works Deptt. Res.)		2378.765	0.000	876.675	201.327	150.393	0.000
CENTRAL BOARD OF REVENUES (CBR)							
55.	Construction of Office and Residential Accommodation for Income Tax Department at Abbottabad (App).	5.200	0.000	8.856	0.960	0.200	0.000
56.	Construction of Office and Residential Accommodation for Income Tax Department at D.I.Khan (App).	1.306	0.000	0.426	0.480	0.200	0.000
57.	Consturction of Residential Accommodation for Income Tax Department Islamabad (App).	7.147	0.000	2.000	0.960	0.500	0.000
58.	Construction of Office Building for the Income Tax Department at Sialkot (App).	3.032	0.000	1.063	0.000	0.500	0.000
59.	Construction of Office and Residential Accommodation at Sukkur (App).	5.700	0.000	2.554	0.960	0.500	0.000

## PHYSICAL PLANNING AND HOUSING

(Million Rupees)

Sl. No.	Name, Location and Status of the Scheme	Estimated Cost		Estimated Expenditure upto June 1990	Revised Expenditure for 1990-91	PSDP 1991-92	
		Total	Foreign Aid			Total PSDP	Foreign Aid
1	2	3	4	5	6	7	8
60.	Construction of Office-cum-Residential Accommodation for Income Tax Department at Jaccobabad (App).	2.487	0.000	1.408	0.480	0.300	0.000
61.	Construction of Office-cum-Residential Accommodation for Income Tax Department at Khairpur (App).	2.603	0.000	1.060	0.480	0.532	0.000
62.	Construction of Land Customs Station at Wagha Lahore (App).	5.050	0.000	2.612	0.960	0.739	0.000
63.	Construction of Office and Residential Accommodation for Customs Department Gujranwala (App).	3.753	0.000	2.346	0.960	0.224	0.000
64.	Acquisition of Land & Construction of Customs Check Posts at Torkham, Supusang, Bara, Landi Kotal, Chandra, Razmak and Pehukot (App).	2.500	0.000	1.500	0.480	0.260	0.000
65.	Construction of Inter-Agency Complex at Khudaabad at Khunjrabbpass N.W.F.P.(App).	15.097	0.000	0.000	0.000	1.000	0.000
66.	Construction of Customs Ware House and Vehicles Sheds at Karachi (App).	2.126	0.000	0.205	0.960	0.480	0.000
67.	Acquisition of Land and Construction of Office-cum-Residential Accommodation for Custom Department Nooriabad (App).	1.936	0.000	0.462	0.480	0.500	0.000
68.	Construction of Residential Quarters for Customs Department, Hyderabad (App).	3.415	0.000	1.018	0.000	0.790	0.000
69.	Construction of Residential Accommodation for Customs Department at Quetta (App).	1.513	0.000	0.637	0.480	0.250	0.000
Total (CBR Offices & Building)		62.865	0.000	26.147	8.640	6.974	0.000
Total (Works Division)		2538.195	0.000	925.634	227.247	170.538	0.000

## PHYSICAL PLANNING AND HOUSING

(Million Rupees)

Sl. No.	Name, Location and Status of the Scheme	Estimated Cost		Estimated Expenditure upto June 1990	Revised Expenditure for 1990-91	PSDP 1991-92	
		Total	Foreign Aid			Total PSDP	Foreign Aid
1	2	3	4	5	6	7	8
<b>C. MINISTRY OF INTERIOR</b>							
1) FC NWFP							
70.	Construction of Fort for South Waziristan Scouts at Zalai (App).	18.847	0.000	15.687	1.540	1.000	0.000
71.	Construction of Residential Accommodation for Dir Scouts at Timergara (App).	6.180	0.000	7.737	0.676	0.200	0.000
72.	Construction of Fort for South Waziristan Scouts at Zermalan (App).	12.777	0.000	11.078	0.960	0.662	0.000
73.	Construction of Wing HQ for Mohmand Rifles at Mamad Gat. (App).	22.216	0.000	20.332	0.580	0.825	0.000
74.	Construction of Residential Accommodation for Bajaur Scouts at Khar (App).	11.310	0.000	10.284	2.364	0.113	0.000
75.	Construction of Surface Water Tank Under Ground Tank and Laying of Pipelines at Ghallanai (App).	6.060	0.000	0.652	1.920	1.000	0.000
76.	Construction of Fort and water point Picquet for Bajaur Scouts at Khar (App).	1.407	0.000	1.300	0.103	0.150	0.000
77.	Water Supply Scheme for Shawal Rifles at Razhmak (App).	1.930	0.000	1.901	1.232	0.050	0.000
78.	Construction of Ammunition/Explosive Magazine for Tochi Scouts (App).	3.049	0.000	0.000	1.474	0.500	0.000
79.	Construction of Officer's colony for FC NWFP at Hayatabad, Peshawar (App)	16.350	0.000	0.000	0.000	1.000	0.000
Total (FC NWFP):		100.126	0.000	68.971	10.849	5.500	0.000
ii) FC BALUCHISTAN							
80.	Accommodation for HQ Frontier Corps at Quetta (App).	170.848	0.000	62.920	5.772	1.050	0.000

## PHYSICAL PLANNING AND HOUSING

(Million Rupees)

Sl. No.	Name, Location and Status of the Scheme	Estimated Cost		Estimated Expendi-	Revised Expendi-	PSDP 1991-92	
		Total	Foreign Aid	ture upto June 1990	ture for 1990-91	Total PSDP	Foreign Aid
1	2	3	4	5	6	7	8
81.	Construction of Wing HQ for F.C. at Mand (App).	9.890	0.000	6.490	0.289	0.200	0.000
82.	Construction of Wing H.Q. for F.C. at Panjgur (App).	8.960	0.000	6.500	0.962	0.250	0.000
83.	Construction of Company H.Q. for F.C. at Hoshab (App).	5.930	0.000	3.690	0.192	0.200	0.000
84.	Construction of Residential Accommodation for CAF in Baluchistan, Marree Bugti and Mangal Areas (App).	225.020	0.000	148.942	4.810	8.600	0.000
85.	Construction of Accommodation for F.C. (EX-BC) at Quetta (Sabi) (App).	73.014	0.000	65.051	2.405	0.500	0.000
86.	Construction of Accommodation for Officers and Followers at HQ FC Quetta (App).	7.654	0.000	3.294	0.481	0.200	0.000
Total (FC Baluchistan):		501.316	0.000	296.887	14.911	11.000	0.000
111) COAST GUARDS							
88.	Construction of 20 Cab. IV Flats for Pak Coast Guards, Karachi. (App).	3.946	0.000	2.969	0.000	0.150	0.000
89.	Construction of Check Post at Kumb and Quarter Gaurds at Ghwani and Pasni. (App).	6.443	0.000	4.141	1.920	0.191	0.000
90.	Construction of Ammunition Magazine at Gwadur (App).	1.482	0.000	0.000	0.192	0.625	0.000
Total (Coast Gaurds)		11.871	0.000	7.110	2.112	0.966	0.000
1V) PAK RANGERS							
91.	Construction of Residential Accommodation for HQ Pak Rangers at Ghazi Road, Lahore. (App).	23.737	0.000	17.770	2.347	1.000	0.000
92.	Acquisition of Private Land for Border Out Post (App).	4.068	0.000	0.000	0.000	1.500	0.000
93.	Construction for Border Out Posts (App).	168.500	0.000	20.000	14.430	6.000	0.000

## PHYSICAL PLANNING AND HOUSING

(Million Rupees)

Sl. No.	Name, Location and Status of the Scheme	Estimated Cost		Estimated Expenditure upto June 1990	Revised Expenditure for 1990-91	PSDP 1991-92	
		Total	Foreign Aid			Total PSDP	Foreign Aid
1	2	3	4	5	6	7	8
94.	Construction of Observation Towers at Bordar Out Post (App).	3.000	0.000	0.000	0.000	0.500	0.000
Total (Pak Rangers):		199.305	0.000	37.770	16.777	9.000	0.000
v) F.I.A.							
95.	Construction of Residential Accommodation for FIA at Islamabad. (App).	22.506	0.000	22.282	0.722	0.250	0.000
96.	Construction of FIA Zonal Office at Lahore. (App).	9.558	0.000	3.363	2.105	0.750	0.000
97.	Construction of FIA Office Block at Quetta (App).	4.022	0.000	3.976	0.577	0.100	0.000
98.	Construction of Residential Accommodation for FIA at Quetta (App).	9.633	0.000	1.321	0.625	0.250	0.000
99.	Construction of Inter Agency Complex at Khunjrab Pass (App).	7.059	0.000	0.000	0.012	0.200	0.000
100.	Construction of FIA Zonal Office at Karachi	19.905	0.000	0.000	0.192	0.050	0.000
Total (FIA)		72.683	0.000	30.942	4.233	1.600	0.000
vi) Civil Defence							
101.	Civil Defence Training School Lahore. (App).	5.771	0.000	5.739	0.480	0.100	0.000
102.	Civil Defence Training School Karachi (App).	8.573	0.000	8.303	0.480	0.100	0.000
103.	Civil Defence Training School Peshawar (App).	4.637	0.000	3.316	1.440	0.500	0.000
104.	Civil Defence Training School Quetta (App).	9.838	0.000	2.228	0.480	0.750	0.000
Total (Civil Defence):		28.819	0.000	19.586	2.880	1.450	0.000

## PHYSICAL PLANNING AND HOUSING

(Million Rupees)

Sl. No.	Name, Location and Status of the Scheme	Estimated Cost		Estimated Expenditure upto June 1990	Revised Expenditure for 1990-91	PSDP 1991-92	
		Total	Foreign Aid			Total PSDP	Foreign Aid
1	2	3	4	5	6	7	8
vii) IMMIGRATION AND PASSPORTS							
105.	Construction of Office Building for Director General of Immigration and Passports and Regional Passport Office, Islamabad. (App).	9.875	0.000	2.022	4.800	1.527	0.000
Total (Immigration & Passports)		9.875	0.000	2.022	4.800	1.527	0.000
Islamabad Administration							
106.	3 Water Supply Schemes in U.C. Bharakau, (Bharakau Mohra Noor, and Shahdara) (App).	9.400	0.000	1.274	1.920	0.625	0.000
107.	Provision of Drinking Water Facilities and Environmental Sanitation in ICT (UNICEF) (App).	2.222	0.000	0.000	0.000	0.250	0.000
108.	Water Supply Schemes, Talhar (App).	2.500	0.000	0.000	0.000	0.250	0.000
109.	Water Supply Scheme, Tarlai Including Chaper and Rural Road Markaz Tarlai (App).	7.200	0.000	0.000	0.000	0.250	0.000
110.	Water Supply Scheme, Humak (App).	2.200	0.000	0.000	0.000	0.125	0.000
Total (Water Supply):		23.522	0.000	1.274	1.920	1.500	0.000
111.	Construction of 50 Cate-VI Flats & One Deputy Superintendent of Police, Aabpara Circle(App)	7.900	0.000	3.983	0.000	0.460	0.000
112.	Construction of 45 Cate-VI Flats & One Deputy Superintendent of Police (Traffic), CIA Staff and Special Branch of Aabpara Circle (App).	7.760	0.000	0.221	0.000	0.675	0.000
113.	Construction of 20 Cate-IV Flats for Upper Staff of Aabpara Circle(App)	3.000	0.000	1.506	0.000	0.115	0.000
Total (Police)		18.660	0.000	5.710	0.000	1.250	0.000
Total (I.C.T.):		42.182	0.000	6.984	1.920	2.750	0.000
Total (Interior Division):		966.177	0.000	470.272	58.482	33.813	0.000

## PHYSICAL PLANNING AND HOUSING

(Million Rupees)

Sl. No.	Name, Location and Status of the Scheme	Estimated Cost		Estimated Expenditure upto June 1990	Revised Expenditure for 1990-91	PSDP 1991-92	
		Total	Foreign Aid			Total PSDP	Foreign Aid
1	2	3	4	5	6	7	8
<b>D. MINISTRY OF RELIGIOUS AFFAIRS</b>							
=====							
COUNCIL OF ISLAMIC IDEOLOGY							
-----							
114.	Construction of Office Building of Council of Islamic Ideology, G-5/2, Islamabad. (App).	12.443	0.000	3.520	3.000	1.500	0.000
		-----	-----	-----	-----	-----	-----
		12.443	0.000	3.520	3.000	1.500	0.000
=====							
<b>E. ENVIROMENT AND URBAN AFFAIRS</b>							
=====							
115.	National Conservatopm Strategy	2.000	0.000	0.000	0.000	0.250	0.000
116.	Environment Awareness Through Use of Media (App).	10.280	0.000	0.000	0.000	2.000	0.000
117.	Design & Construction of Bagh-e-Quaid-e-Azam, Karachi (Unapp).	110.320	0.000	0.000	0.000	0.001	0.000
Total (Environ. & Urban Affairs):		-----	-----	-----	-----	-----	-----
		122.600	0.000	0.000	0.000	2.251	0.000
=====							
<b>F. JUSTICE DIVISION</b>							
=====							
118.	Construction of Rest House for Honourable Judge of the Federal Shariat Court at Islamabad (App).	7.805	0.000	0.000	0.000	0.500	0.000
119.	Construction of the Campus (Offices, Classrooms, Hostel etc.) of the Federal Judicial Academy (App).	17.995	0.000	0.000	1.000	1.500	0.000
Total (Justice Division):		-----	-----	-----	-----	-----	-----
		25.800	0.000	0.000	1.000	2.000	0.000
=====							
<b>G. MINISTRY OF LOCAL GOVERNMENT AND RURAL DEVELOPMENT</b>							
=====							
120.	Federal Rural Water Supply & Sanitation Coord. Unit (UNICEF/UNDP) (App).	19.913	6.646	8.719	6.646	3.160	2.660

## PHYSICAL PLANNING AND HOUSING

(Million Rupees)

Sl. No.	Name, Location and Status of the Scheme	Estimated Cost		Estimated Expenditure upto June 1990	Revised Expenditure for 1990-91	PSDP 1991-92	
		Total	Foreign Aid			Total PSDP	Foreign Aid
1	2	3	4	5	6	7	8
121.	Rural Water Supply, Sanitation & Health Project for Sindh, Baluchistan and A.J.K. (World Bank/IDA) (App).	4530.174	3000.000	0.000	0.000	0.500	0.500
	Total (LG & RD):	4550.087	3006.646	8.719	6.646	3.660	3.160
H. ESTABLISHMENT DIVISION							
122.	Construction of National Police Academy Building in Sihala	144.548	0.000	3.568	9.620	2.500	0.000
	Total (Establishment Division)	144.548	0.000	3.568	9.620	2.500	0.000
I. SPECIAL AREAS							
123.	Azad Kashmir	82.342	0.000	69.923	83.002	66.000	0.000
124.	Northern Areas	48.425	0.000	41.121	48.813	37.500	0.000
125.	FATA	85.416	0.000	72.533	86.101	73.456	0.000
126.	FATADC	2.666	0.000	2.264	2.687	1.892	0.000
127.	F.C. Levies/thanas	18.278	0.000	15.521	18.425	8.000	0.000
	Total (Physical Planning & Housing):	15820.449	5132.641	3221.768	859.625	830.401	56.838

---


---

**RURAL ROADS & MODEL VILLAGES**

---

---

(115—116)



RURAL ROADS & MODEL VILLAGES  
(Summary)

91-92 (R)

(Million Rupees)

Sl. No.	Name of the Sub-Sectors	PSDP 1991-92,	
		Total PSDP	Foreign Aid
1	2	3	4
1.	Ministry of Local Government and Rural Development	303.724	267.500
2.	Ministry of Interior	87.824	75.000
3.	Narcotics Division	68.000	65.000
4.	Azad Kashmir	88.500	34.019
5.	Northern Areas	37.500	0.000
6.	FATA	8.252	0.000
Total (Rural Roads)		593.800	441.519

1941  
1942  
1943  
1944  
1945  
1946  
1947  
1948  
1949  
1950  
1951  
1952  
1953  
1954  
1955  
1956  
1957  
1958  
1959  
1960  
1961  
1962  
1963  
1964  
1965  
1966  
1967  
1968  
1969  
1970  
1971  
1972  
1973  
1974  
1975  
1976  
1977  
1978  
1979  
1980  
1981  
1982  
1983  
1984  
1985  
1986  
1987  
1988  
1989  
1990  
1991  
1992  
1993  
1994  
1995  
1996  
1997  
1998  
1999  
2000  
2001  
2002  
2003  
2004  
2005  
2006  
2007  
2008  
2009  
2010  
2011  
2012  
2013  
2014  
2015  
2016  
2017  
2018  
2019  
2020  
2021  
2022  
2023  
2024  
2025

## RURAL ROADS AND MODEL VILLAGES

(Million Rupees)

Sl. No.	Name, Status and Location of the Scheme	Estimated Cost		Estimated Expendi-	Revised Expendi-	PSDP 1991-92	
		Total	Foreign Aid	ture upto June 1990	ture for 1990-91	Total PSDP	Foreign Aid
1	2	3	4	5	6	7	8
<b>A. M/O LOCAL GOVERNMENT AND RURAL DEVELOPMENT</b>							
1.	ADB Farm to Market Road Project Phase-I (All Provinces).(App) (ADB)	704.000	480.000	221.000	211.640	121.500	117.500
2.	USAID Road Resource Management Project (Sindh Province).(App)(USAID)	995.590	731.000	105.000	115.440	70.000	50.000
3.	ADB Farm to Market Road Project Phase-II (All Provinces).(App)(ADB)	2493.860	2493.860	0.000	0.000	110.000	100.000
4.	Federal Rural Development Engineering Cell (App).	5.046	0.000	3.461	1.111	0.474	0.000
5.	Provision of Certain Essential & Residential Facilities at NCRD, Islamabad (App).	14.680	0.000	2.112	0.962	0.750	0.000
6.	Construction of Hostel at Muncipal Training Research Institute, Karachi (App).	5.993	0.000	0.938	1.924	1.000	0.000
Total (LG & RD):		4219.169	3704.860	332.511	331.077	303.724	267.500
<b>B. INTERIOR DIVISION</b>							
7.	Model Integrated Rural Area Development Project Phase.I & II, Islamabad (App)(Japan)	429.116	422.916	2.607	257.326	80.000	75.000
8.	Construction of 20 Km of Rural Raod in ICT (App)	9.982	0.000	7.196	1.885	1.406	0.000
9.	Construction of 14 Km of Rural Road in Tumair(App) (USAID)	9.900	0.000	4.254	2.592	1.527	0.000
10.	Construction of 5 Km Rural Road in Sihala(App)	5.964	0.000	2.052	2.400	0.756	0.000
11.	Construction of 15 Km Rural Road in Bharakau (App)	9.975	0.000	4.637	1.920	1.000	0.000
12.	Construction of 8 Km Rural Road in Pindi Begwal Jundda.(App)	8.172	0.000	1.202	1.344	0.750	0.000
13.	Construction of 23 Km Rural Road in ICT (App)	19.961	0.000	0.000	2.886	1.500	0.000

## RURAL ROADS AND MODEL VILLAGES

(Million Rupees)

Sl. No.	Name, Status and Location of the Scheme	Estimated Cost		Estimated Expendi- ture upto June 1990	Revised Expendi- ture for 1990-91	PSDP 1991-92	
		Total	Foreign Aid			Total PSDP	Foreign Aid
1	2	3	4	5	6	7	8
14.	Widening and Strengthening of 55 Km Rural Road in ICT, Phase-I.(App)	8.846	0.000	4.050	1.299	0.650	0.000
15.	IRD Plan for ICT in Collaboration with UNICEF (App)	1.978	0.000	0.958	0.550	0.235	0.000
Total (Interior Division):		503.894	422.916	26.956	272.202	87.824	75.000
<b>C. NARCOTICS DIVISION</b>							
16.	Mahmand Tribal Agency Agricultural and Area Development Project (App)(USAID)	264.800	230.000	0.000	54.300	21.500	20.000
17.	Bajaur Tribal Agency Agricultural and Area Devevelopment Project (App) (USAID)	259.950	230.000	0.000	53.950	21.500	20.000
18.	Kala Dhaka Area Development Project, District Mansehra.(App) (USAID)	677.265	677.265	0.000	72.262	25.000	25.000
Total (Narcotics Division):		1202.015	1137.265	0.000	180.512	68.000	65.000
<b>D. SPECIAL AREAS</b>							
19.	Azad Kashmir	87.022	0.000	73.897	87.720	88.500	34.019
20.	Northern Areas	48.425	0.000	41.121	48.813	37.500	0.000
21.	FATA	10.047	0.000	8.532	10.128	8.252	0.000
Total (Rural Roads & Model Villages):		6070.572	5265.041	483.017	930.452	593.800	441.519

---


---

**D. SOCIAL DEVELOPMENT AND  
HUMAN RESOURCES SECTORS**

---

---

(121—122)



---


---

**EDUCATION AND TRAINING**

---

---


(123--124)



EDUCATION AND TRAINING  
(Summary)

(Rupees Million)

Sl. No.	Name of the Sub-Sectors	PSDP 1991-92	
		Total PSDP	Foreign Aid
1	2	3	4
1.	Primary Education	12.737	5.755
2.	Secondary Education	51.524	16.050
3.	College Education	31.850	0.000
4.	Technical Education	18.684	12.727
5.	Teachers Education	2.173	0.000
6.	Libraries and Museums	0.323	0.000
7.	Literacy Programme	2.443	0.000
8.	Scholarships and Loans	102.804	0.000
9.	Text Books	0.797	0.000
10.	University Education	131.239	9.326
11.	Miscellaneous Programme	8.909	4.403
12.	University Grants Commission	9.687	1.250
13.	Establishment Division	8.099	0.000
14.	Special Areas	259.046	15.000
Total (Education & Training)		640.314	64.511



## EDUCATION AND TRAINING

(Rupees Million)

Sl. No.	Name and Location of the Scheme	Estimated Cost		Expendi- ture upto June, 1990	Revised Expendi- ture for 1990-91	PSDP 1991-92	
		Total	Foreign Aid			Total PSDP	Foreign Aid
1	2	3	4	5	6	7	8
<b>A. EDUCATION DIVISION</b>							
-----							
<b>PRIMARY EDUCATION</b>							
-----							
<b>F.G.E.I.</b>							
-----							
1.	Opening of 12 New Primary Schools in Urban Area of Islamabad (App).	29.880	0.000	33.731	0.000	1.500	0.000
2.	Opening of 22 New Primary Schools in Urban and Rural Area of Islamabad & Provision of Building to 2 Existing Primary Schools in Rural Areas (App)	43.317	0.000	28.519	14.236	3.530	0.000
Total (FGEI)		73.197	0.000	62.250	14.236	5.030	0.000
-----							
<b>CANTONMENTS</b>							
-----							
3.	Construction of Dangerous Declared Classrooms Block and Development of FG Boys Primary Schools Daryabad, Rawalpindi (App)	1.933	0.000	1.100	0.801	0.095	0.000
4.	Establishment of 5 new Primary Schools in Chaman, Rawalpindi and Karachi Regions (App)	8.172	0.000	3.800	4.206	0.615	0.000
Total (Cantonments)		10.105	0.000	4.900	5.007	0.710	0.000
-----							
<b>FEDERAL</b>							
-----							
5.	Up-dating and Distribution of Teachers Guides	2.300	0.000	1.744	0.535	0.011	0.000
6.	Primary Education Development and Expansion Project (PEDEF-II) (FIU)(IDA)	45.891	36.713	33.454	1.924	1.611	1.361
7.	Third Primary Education Project (PEDEF-III) (FCU)(IDA)	103.780	85.800	8.977	2.405	2.000	1.750
8.	Girls Primary Education Development Project (FCU)(ADB)	46.820	37.500	0.000	4.329	2.650	2.400
9.	Primary Education Curriculum Reform Project (FIU)(USAID)	5.747	4.998	5.500	0.096	0.244	0.244

## EDUCATION AND TRAINING

(Rupees Million)

Sl. No.	Name and Location of the Scheme	Estimated Cost		Expendi- ture upto June, 1990	Revised Expendi- ture for 1990-91	PSDP 1991-92	
		Total	Foreign Aid			Total PSDP	Foreign Aid
1	2	3	4	5	6	7	8
10.	Incentive Scheme for Primary and Middle School Students and Teachers	4.610	0.000	2.141	1.506	0.482	0.000
	Total (Federal)	209.148	165.011	51.816	10.795	6.997	5.755
	Total (Primary Education)	292.450	165.011	118.966	30.038	12.737	5.755
<b>SECONDARY EDUCATION</b>							
<b>F.G.E.I</b>							
11.	Construction of 2 Hostels One for Male and One for Female Teachers at Islamabad	3.643	0.000	3.054	0.576	0.280	0.000
12.	Upgradation of FG Girls Primary School, Lakhai to Middle Level.	0.925	0.000	0.000	0.667	0.129	0.000
13.	Establishment of 8 Secondary Schools at Islamabad	58.000	0.000	49.277	11.678	5.000	0.000
14.	Upgradation of 4 Primary Schools to Middle Level in Islamabad/Federal Area	5.978	0.000	2.978	2.886	1.500	0.000
15.	Upgradation of FG Boys School Rawaldam and FG Middle School Punjgran to Secondary Level in Rural Area of Islamabad	7.699	0.000	2.500	1.447	1.500	0.000
16.	Construction of the Building of Federal Directorate of Education Islamabad	14.442	0.000	2.900	3.656	2.500	0.000
17.	Establishment of 4 Secondary Schools in F-10 (Boys & Girls), I-10/2, and I-9/4, Islamabad	36.918	0.000	5.000	11.544	5.500	0.000
18.	Provision of additional Classrooms in 18 Secondary Schools & 7 Middle Schools in Islamabad Federal Area	19.947	0.000	0.000	5.033	6.000	0.000
19.	Reconstruction/Special Repairs of Dilapidated Portion of 12 Secondary Schools in F.Area	6.378	0.000	0.000	0.962	2.708	0.000
20.	Science Education Project for Secondary Schools(FIU)(ADB)	100.160	81.008	30.906	14.430	12.500	11.500

## EDUCATION AND TRAINING

(Rupees Million)

Sl. No.	Name and Location of the Scheme	Estimated Cost		Expendi- ture upto June, 1990	Revised Expendi- ture for 1990-91	PSDP 1991-92	
		Total	Foreign Aid			Total PSDP	Foreign Aid
1	2	3	4	5	6	7	8
21.	Pilot Project to Develop Low Cost Instructional Aids to Improve the Quality of Science Teaching in Schools (UNDP).	10.580	10.080	0.000	0.000	4.750	4.550
Total (FGEI)		264.670	91.088	96.615	52.879	42.367	16.050
<b>CANTONMENTS</b>							
22.	Development of 6 FG Public School Thali, FGBHS, Rawalpindi, Multan, FGBHS D.I.Khan, Warsak	11.979	0.000	7.500	4.309	0.599	0.000
23.	Construction of FG Girls High School No-2, Gracy Line Chaklala, Rawalpindi	4.619	0.000	2.000	2.519	0.244	0.000
24.	Upgradation of Two FG Primary Schools to Middle Level in Lahore Cantt.	1.531	0.000	0.000	1.473	0.077	0.000
25.	Construction of new building for FGFF Centre Middle School, CAD Kirana, Sargodha	1.733	0.000	0.000	1.667	0.087	0.000
26.	Provision of 10 Buses to FGEIs in Cantts	4.575	0.000	0.500	1.924	1.000	0.000
27.	Development of FG Girls High School Misrial Road and FG Girls High School Ch. M. Iqbal Road, Rawalpindi	5.762	0.000	1.000	1.924	1.419	0.000
28.	Developmmt of Technical High School Chaklala Rawalpindi	1.982	0.000	0.000	0.962	0.510	0.000
29.	Upgradation and Development of 2 FG Middle Schools to High Level in Lahore Cantt.	3.135	0.000	0.000	1.443	0.846	0.000
30.	Upgradation of FG Boys Middle School No.1, Nowshera to High Level	1.943	0.000	0.000	0.096	0.924	0.000
31.	Construction of New Building for FG Girls High Schools, Gujranwala Cantt.	6.337	0.000	0.000	0.096	1.000	0.000
32.	Construction of 2 Hostels (One for Male & One for Female) at Wah	7.300	0.000	0.000	0.096	1.000	0.000
Total (Cantonments)		50.896	0.000	11.000	16.509	7.704	0.000

## EDUCATION AND TRAINING

(Rupees Million)

Sl. No.	Name and Location of the Scheme	Estimated Cost		Expenditure upto June, 1990	Revised Expenditure for 1990-91	PSDP 1991-92	
		Total	Foreign Aid			Total PSDP	Foreign Aid
1	2	3	4	5	6	7	8
<b>FEDERAL</b>							
33.	Addition of Class XI & XII in Islamabad Model School for Girls F-7/4, Islamabad	7.566	0.000	4.900	1.443	0.612	0.000
34.	Const. of 5 Class Rooms for XI-XII Classes and Chowkidar Room in IMS for Girls F-6/2, Islamabad	1.647	0.000	0.000	0.962	0.343	0.000
35.	Improvement of Sindh Madrassha- tul-Islam National Pilot Secondary Schools Karachi.	6.236	0.000	0.000	1.920	0.500	0.000
Total (Federal)		15.449	0.000	4.900	4.325	1.454	0.000
Total (Secondary Education)		331.015	91.088	112.515	73.713	51.524	16.050
<b>TEACHER EDUCATION</b>							
36.	Strengthening of College of Education Gilgit (President Directive)	7.270	0.000	2.000	1.924	1.673	0.000
37.	Establishment of National English Language Institute. (Phase-II).	18.365	9.919	0.000	3.127	0.500	0.000
Total (Teacher Education)		25.635	9.919	2.000	5.051	2.173	0.000
<b>TECHNICAL EDUCATION</b>							
38.	Establishment of National Technical Teacher Training College H-8, Islamabad	140.385	61.474	131.301	7.311	0.800	0.000
39.	Baluchistan Engineering College Khuzdar	292.135	112.930	251.651	33.670	3.407	0.000
40.	Production of Technical Text Books for Polytechnics	5.916	0.000	2.402	0.962	0.250	0.000
41.	Establishment of Boys Polytechnic at Islamabad	59.560	15.090	1.316	9.620	0.500	0.000
42.	Development of Polytechnic for Women at Islamabad (ADB)	78.346	50.966	19.823	21.931	13.727	12.727
Total (Technical Education)		576.342	240.460	406.493	73.494	18.684	12.727

## EDUCATION AND TRAINING

(Rupees Million)

Sl. No.	Name and Location of the Scheme	Estimated Cost		Expendi- ture upto June, 1990	Revised Expendi- ture for 1990-91	PSDP 1991-92	
		Total	Foreign Aid			Total PSDP	Foreign Aid
1	2	3	4	5	6	7	8
<b>COLLEGE EDUCATION</b>							
<b>F.G.E.I</b>							
43.	Provision of building for FG College for Commerce, Islamabad	17.480	0.000	17.480	0.000	3.750	0.000
44.	Construction of Building for FG College for Men F-10/2 Islamabad	31.254	0.000	11.778	5.772	4.750	0.000
45.	Construction of Building for FG College for Women G-10/4, Islamabad	31.994	0.000	11.750	5.772	4.750	0.000
46.	Improvement of FG Margala College for Women, F-7/4, Islamabad	6.407	0.000	1.576	1.920	1.456	0.000
47.	Provision of Computer Facilities in Federal Colleges and FDE.	7.224	0.000	1.000	2.665	1.780	0.000
48.	Improvement of Physical Facilities & Introduction of MA Classes in English and Psychology in FG College for Women F-7/2, Islamabad	7.708	0.000	0.000	1.924	1.560	0.000
Total (FGEI)		102.067	0.000	43.584	18.053	18.045	0.000
<b>CANTONMENT</b>							
49.	Establishment of New College for Girls at Abbottabad	5.546	0.000	2.800	2.642	0.277	0.000
50.	Establishment of New Girls College at Rawalpindi	5.546	0.000	3.000	2.449	0.277	0.000
51.	Establishment of New Degree Science College for Boys Wah Cantt.	8.871	0.000	3.210	2.886	1.388	0.000
52.	Establishment of New College for Girls at Karachi	5.546	0.000	2.000	1.443	1.052	0.000
53.	Introduction of BSc Classes in FG College for Women Rawalpindi	3.412	0.000	0.000	1.924	0.744	0.000
54.	Construction of New Building for FG Inter College Gujranwala	5.833	0.000	1.200	1.924	1.355	0.000

## EDUCATION AND TRAINING

(Rupees Million)

Sl. No.	Name and Location of the Scheme	Estimated Cost		Expenditure upto June, 1990	Revised Expenditure for 1990-91	FSDP 1991-92	
		Total	Foreign Aid			Total FSDP	Foreign Aid
1	2	3	4	5	6	7	8
55.	Reconstruction / Development of FG College for Women Peshawar	15.272	0.000	1.990	1.924	2.800	0.000
56.	Construction of New Building for Federal Government Inter College, Karachi Cantt.	6.370	0.000	0.000	1.443	1.500	0.000
Total (Cantonments)		56.396	0.000	14.200	16.635	8.592	0.000
<b>FEDERAL</b>							
57.	Development of National College of Arts, Lahore	26.840	0.200	16.604	4.830	15.213	0.000
58.	Establishment of Cadet College Larkana	56.261	0.000	25.369	5.772	0.500	0.000
59.	Upgradation of ICB, G-6/3, Islamabad.	6.404	0.000	1.888	1.443	1.500	0.000
60.	Introduction of Post Graduate Classes and Auditorium at ICG, F-6/2, Islamabad	16.229	0.000	0.000	4.810	1.500	0.000
61.	Establishment of Cadet College, Sarhari (P.M. Directive)	59.000	0.000	1.000	3.620	0.500	0.000
Total (Federal)		164.734	0.200	44.861	26.455	5.213	0.000
Total (College Education)		323.197	0.200	102.545	61.143	31.850	0.000
<b>LIBRARIES AND MUSEUMS</b>							
62.	Construction of Central Library at NIML, Islamabad	5.910	0.000	2.100	3.665	0.073	0.000
63.	National Museum of Science and Technology	18.204	5.425	15.898	0.962	0.250	0.000
Total (Libraries & Museums)		24.114	5.425	17.998	4.627	0.323	0.000
<b>LITERACY AND MASS EDUCATION</b>							
64.	Motivational Campaign of Promotion of Primary Education	9.450	0.000	2.503	1.924	1.200	0.000

## EDUCATION AND TRAINING

(Rupees Million)

Sl. No.	Name and Location of the Scheme	Estimated Cost		Expendi- ture upto June, 1990	Revised Expendi- ture for 1990-91	PSDP 1991-92	
		Total	Foreign Aid			Total PSDP	Foreign Aid
1	2	3	4	5	6	7	8
65.	Use of Qurantic Literacy for Promotion of Female Literacy	7.600	0.000	0.000	1.924	1.000	0.000
66.	Rural Education and Development (READ) in 35 villages of Islamabad Distt.	2.085	0.000	0.277	0.192	0.183	0.000
Total (Literacy & Mass Education):		19.135	0.000	2.780	4.040	2.443	0.000
SCHOLARSHIPS AND LOANS							
67.	Talent Farming Scheme by UGC	10.168	0.000	7.578	0.962	0.500	0.000
68.	Award of Stipend to Indigent Students Phase-II	7.500	0.000	4.360	1.924	1.000	0.000
69.	Education of Talented Students from Rural/Under-developed Areas in Cadet Colleges and Public Schools	11.960	0.000	9.000	0.481	0.250	0.000
70.	Scholarship to the Students from other Countries	16.422	0.000	11.465	1.443	0.750	0.000
71.	Scholarship to the Students of IFSTAD	2.271	0.000	1.081	0.481	0.250	0.000
72.	Indigent Cum talented Students Education at Aitchison College, Lahore	1.678	0.000	0.000	0.962	0.358	0.000
73.	Merit Cash Award Phase-II	3.219	0.000	1.243	0.577	0.322	0.000
74.	Scholarships for Research by UGC	15.265	0.000	6.290	1.924	1.000	0.000
75.	Scholarships for higher studies in Science by University Grants Commission	6.580	0.000	2.444	0.962	1.000	0.000
76.	Award Merit Scholarship to the Students of FGCI, Islamabad	4.193	0.000	0.920	0.577	0.250	0.000
77.	Nishan-i-Haider Scholarships Phase-II	3.925	0.000	0.500	0.741	0.388	0.000
78.	Meritorius Scholarships Schemes	10.080	0.000	0.000	1.924	1.000	0.000
79.	Award of Scholarship to Japanese Students	2.940	0.000	0.345	0.192	0.110	0.000
80.	Presidents One thousand Scholarships Phase-II	29.321	0.000	2.000	2.886	1.500	0.000

## EDUCATION AND TRAINING

(Rupees Million)

Sl. No.	Name and Location of the Scheme	Estimated Cost		Expenditure upto June, 1990	Revised Expenditure for 1990-91	PSDP 1991-92	
		Total	Foreign Aid			Total PSDP	Foreign Aid
1	2	3	4	5	6	7	8
81.	Allama Iqbal Gold Medal Scholarships (Revised)	6.017	0.000	0.926	0.087	0.100	0.000
82.	Award of Merit Scholarships to the Students of FGEI in Cantts.	1.566	0.000	0.000	0.000	0.150	0.000
83.	Award of Overseas Scholarship to Polytechnic Teachers	4.408	0.000	3.358	0.673	0.239	0.000
84.	Post doctoral Training abroad by UGC.	9.390	0.000	4.562	1.924	1.000	0.000
85.	Khushal Khan khattak Scholarship Scheme	1.510	0.000	0.833	0.265		
86.	Central Overseas Training Scholarship Schemes	449.078	0.000	237.812	60.606	92.638	0.000
87.	Merit Scholarship Scheme	143.879	0.000	70.112	21.164		
88.	Quaid-e-Azam Scholarship Scheme	74.000	0.000	34.651	10.582		
	Total (Scholarships & Loans)	815.370	0.000	399.580	111.337	102.804	0.000
<b>TEXT BOOKS</b>							
89.	Promotion of Books Written by Pakistani Writers Through Purchasing Multiple Copies by NBCP	3.400	0.000	1.044	0.962	0.697	0.000
90.	Promotion of Pakistani Books abroad	1.110	0.000	0.386	0.192	0.100	0.000
	Total(Text Books)	4.510	0.000	1.430	1.154	0.797	0.000
<b>MISCELLANEOUS PROGRAMME</b>							
91.	Balancing and Modernizing of Central Bureau of Education	3.400	0.000	2.321	0.962	0.355	0.000
92.	Construction of Girls Hostel at NIML Islamabad	4.100	0.000	0.400	3.559	0.071	0.000
93.	Readers Club by NBCP (Rev.III)	7.595	0.000	4.750	1.924	0.461	0.000
94.	Encouragement and Support to New Creative Pakistani Publications	7.086	0.000	3.997	0.962	0.500	0.000

## EDUCATION AND TRAINING

(Rupees Million)

Sl. No.	Name and Location of the Scheme	Estimated Cost		Expenditure upto June, 1990	Revised Expenditure for 1990-91	PSDP 1991-92	
		Total	Foreign Aid			Total PSDP	Foreign Aid
1	2	3	4	5	6	7	8
95.	Pakistan Canada World Youth Exchange Programme	3.926	0.000	1.800	0.697	0.425	0.000
96.	National Competition for talented students (Federal component)	4.634	0.000	1.091	0.673	0.425	0.000
97.	Reproduction of Dar-ul-Mosannifeen Books, National Book Foundation	0.784	0.000	0.100	0.192	0.125	0.000
98.	Development of the Academy of Educational Planning and Management, Islamabad	3.281	0.000	0.000	1.154	0.500	0.000
99.	Incentive for publication of articles in international Journals NBCP	1.600	0.000	0.000	0.192	0.138	0.000
100.	Award to Publishers on Best Published Books by NBCP.	1.125	0.000	0.000	0.144	0.125	0.000
101.	National Book Council of Pakistan Centre	4.412	0.000	1.431	1.154	0.500	0.000
102.	Children Literature by NBCP	1.430	0.000	0.550	0.289	0.175	0.000
103.	Purchase of Laser New Computer	4.481	0.000	0.000	0.000	0.250	0.000
104.	Linkage between Bristol University, U.K. and the Curricula Centres of Pakistan (ODA)	11.939	11.894	3.631	2.929	1.005	0.997
105.	Advanced Traing Programme in Educational Management and Administration (Revised)(UNDP)	8.886	8.736	0.000	0.650	0.650	0.650
106.	Academy of Educational Planning and Management, Islamabad (Revised)(UNDP).	11.729	10.758	0.000	0.000	2.500	2.500
107.	Establishment of National Education & Management Information System (FIU)(UNDP).	50.971	32.392	0.000	0.000	0.706	0.256
Total (Miscellaneous)		131.379	63.780	20.071	15.481	8.909	4.403
UNIVERSITY EDUCATION							
=====							
PUNJAB UNIVERSITY							
-----							
108.	Punjab University New Campus Phase-III	128.100	0.000	27.274	28.860	15.000	0.000

## EDUCATION AND TRAINING

(Rupees Million)

Sl. No.	Name and Location of the Scheme	Estimated Cost		Expendi- ture upto June, 1990	Revised Expendi- ture for 1990-91	PSDP 1991-92	
		Total	Foreign Aid			Total PSDP	Foreign Aid
1	2	3	4	5	6	7	8
109.	Establishment of Centre of Clinical Psychology Punjab University	4.700	0.000	0.000	0.962	0.500	0.000
	Total (Punjab University)	132.800	0.000	27.274	29.822	15.500	0.000
<b>BAHUDDIN ZIKRIA UNIVERSITY, MULTAN</b>							
110.	Development of Bahuddin Zikria University, Multan (Phase-I)	357.693	0.000	181.051	30.784	12.500	0.000
111.	Development of the Centre for Advance Studies in Pure & Applied Maths, B.Z. University in collaboration with Department of Engg. Maths., Loughborough University, U.K.(ODA)	10.161	10.061	0.000	0.000	0.703	0.703
	Total(B.Z University)	367.854	10.061	181.051	30.784	13.203	0.703
<b>ISLAMIA UNIVERSITY BAHAWALPUR</b>							
112.	Islamia Univeristy Bahawalpur	185.370	0.000	126.483	7.825	5.000	0.000
<b>ENGINEERING UNIVERSITY, LAHORE</b>							
113.	Revised Development Project of 2nd Campus, University of Engg. & Tech. Lahore at Taxila	158.160	0.000	111.367	26.936	6.000	0.000
114.	Link Between University of Edinburgh (UK) and University of Engg. & Tech. Lahore in the field of Urban Planning (ODA).	3.260	2.438	0.930	0.000	0.500	0.500
	Total(Engg. Univ. Lahore)	161.420	2.438	112.297	26.936	6.500	0.500
<b>KARACHI UNIVERSITY</b>							
115.	HEJ Research Institute of Chemistry (ODA/Japan)	264.044	211.810	245.033	0.000	5.000	0.000
116.	Development of University of Karachi during Seventh Plan	20.000	0.000	0.000	0.962	3.500	0.000

## EDUCATION AND TRAINING

(Rupees Million)

Sl. No.	Name and Location of the Scheme	Estimated Cost		Expenditure upto June, 1990	Revised Expenditure for 1990-91	PSDP 1991-92	
		Total	Foreign Aid			Total PSDP	Foreign Aid
1	2	3	4	5	6	7	8
117.	Establishment of a Programme of Teaching and Research at the Department of Botany, Karachi University in collaboration with Department of Botany University of Readings U.K. (ODA)	3.946	3.946	1.631	2.020	0.148	0.148
	Total (Karachi University)	287.990	215.756	246.664	2.982	8.648	0.148
UNIVERSITY OF SINDH							
118.	Development scheme of the University of Sindh	50.000	0.000	3.000	17.316	7.000	0.000
119.	Academic Link between University of Sindh and Mye College, University of London in Rural Development (ODA)	13.682	11.300	0.000	0.000	1.500	1.500
	Total (Sindh University)	63.682	11.300	3.000	17.316	8.500	1.500
SHAH ABDUL LATIF BHITTAI UNIVERSITY, KHAIRPUR							
120.	Development of Shah Abdul Latif Bhittai Campus, Khairpur	150.000	10.328	28.257	22.126	10.000	0.000
MEHRAN ENGINEERING UNIVERSITY							
121.	Upgradation of Engg. College to Engineering University, Jamshoro (Revised) Phase-I (Japan)	597.763	298.250	340.064	16.354	5.275	0.000
122.	Linkage Programme Between University of Engineering and Technology, Jamshoro and the City University of London U.K. (ODA)	8.564	8.564	0.000	0.000	0.250	0.250
	Total (Mehran Engg. University)	606.327	306.814	340.064	16.354	5.525	0.250
NED ENGINEERING UNIVERSITY KARACHI							
123.	Development Plan NED Engineering and Technology University Karachi	46.821	0.000	0.000	3.848	5.000	0.000
GOMAL UNIVERSITY, D.I. KHAN							
124.	Establishment of Gomal University D.I.Khan	196.719	0.000	140.619	19.240	10.000	0.000

## EDUCATION AND TRAINING

		(Rupees Million)					
Sl. No.	Name and Location of the Scheme	Estimated Cost		Expendi- ture upto June, 1990	Revised Expendi- ture for 1990-91	PSDP 1991-92	
		Total	Foreign Aid			Total PSDP	Foreign Aid
1	2	3	4	5	6	7	8
125.	Development of Department of Pharmacy, Gomal University D.I. Khan Through a Link with Queens University Belfast, U.K. (ODA)	5.372	5.372	0.773	0.000	1.000	1.000
	Total (Gomal University)	202.091	5.372	141.392	19.240	11.000	1.000
<b>NWFP ENGINEERING UNIVERSITY</b>							
126.	Strengthening of Academic Facilities of NWFP Engeering University	80.000	0.000	7.798	17.316	10.000	0.000
127.	Collabortion Between Strathclyde University UK and NWFP Engineering Univeristy, Peshawar(ODA)	18.772	17.731	7.433	0.000	2.226	2.226
	Total (NWFP Engg. University)	98.772	17.731	15.231	17.316	12.226	2.226
<b>PESEHAWAR UNIVERSITY</b>							
128.	Development of Peshawar University during Seventh Plan	55.505	0.000	5.000	17.316	4.500	0.000
<b>BALUCHISTAN UNIVERSITY</b>							
129.	Construction of Girls hostel under Prime Minister's Directive, Baluchistan, University	7.364	0.000	5.087	0.000	1.139	0.000
130.	Revised Consolidated Development Project for Baluchitan University During Seventh Plan	54.330	0.000	0.000	9.620	8.500	0.000
131.	Research/Teaching Linkage between the Department of Physics, University of Baluchistan, Quetta and the Energy Studies Unit, University of Strathclyde, Glasccow, U.K. (ODA)	19.733	19.733	0.000	0.000	0.500	0.500
	Total (Baluchistan University)	81.427	19.733	5.087	9.620	10.139	0.500

## EDUCATION AND TRAINING

(Rupees Million)

Sl. No.	Name and Location of the Scheme	Estimated Cost		Expendi- ture upto June, 1990	Revised Expendi- ture for 1990-91	PSDP 1991-92	
		Total	Foreign Aid			Total PSDP	Foreign Aid
1	2	3	4	5	6	7	8
<b>QUAID-E-AZAM UNIVERSITY, ISLAMABAD</b>							
132.	Development of Quaid-i-Azam University Phase-II (Japan)	290.689	114.054	281.416	11.544	2.500	0.000
Total (Quaid-e-Azam University)		290.689	114.054	281.416	11.544	2.500	0.000
<b>AZAD JAMMU AND KASHMIR UNIVERSITY</b>							
133.	Development of AJK University, Muzaffarabad (Phase-II)	47.888	0.000	0.000	0.000	3.000	0.000
<b>ALLAMA IQBAL OPEN UNIVERSITY</b>							
134.	Development of AIOU including ODA Assistance	285.023	76.479	147.110	14.430	7.500	0.000
135.	Development of AIOU including ODA Assistance (Phase-IV).	77.255	76.440	0.000	0.962	2.000	2.000
136.	New Primary Teachers Orientation Course A.I.O.U. (Norway)	58.210	58.210	0.000	0.000	0.500	0.500
Total (AIOU)		420.488	211.129	147.110	15.392	10.000	2.500
Total (Universities)		3199.124	924.716	1660.326	248.421	131.239	9.326
<b>UNIVERSITY GRANTS COMMISSION</b>							
<b>UGC SCHEMES</b>							
137.	Provision of Computer facilities and training in Universities	13.515	0.000	12.600	0.962	0.990	0.000
138.	Consolidation and Improvement of Science Laboratories in General Universities	29.950	0.000	14.499	14.382	0.535	0.000
139.	Research Grant to Universities	8.646	0.000	3.974	1.443	1.115	0.000
140.	Grant-in-Aid to Science Fund for Research	0.000	0.000	60.000	28.860	0.500	0.000

## EDUCATION AND TRAINING


(Rupees Million)

Sl. No.	Name and Location of the Scheme	Estimated Cost		Expenditure upto June, 1990	Revised Expenditure for 1990-91	PSDP 1991-92	
		Total	Foreign Aid			Total PSDP	Foreign Aid
1	2	3	4	5	6	7	8
141.	Strengthening of Training Programme in English as a Foreign Second Language (NAHE) (ODA)	9.106	6.890	5.043	1.587	0.750	0.750
	Total(UGC Schemes)	61.217	6.890	96.116	47.234	3.889	0.750
Centres of Excellence							
142.	Academic and Research Link between Department of Civil Engineering, University of Birmingham U.K. and Centre of Excellence in Water Resources Engineering University, Lahore (Phase-II)(ODA)	13.037	11.840	0.000	0.000	0.500	0.500
143.	Development of Centre of Excellence in Physical Chemistry, University of Peshawar	25.736	0.000	16.275	9.101	0.180	0.000
144.	Development of Centre of Excellence in Solid State Physics, Punjab University Lahore(Ph-II)	7.730	0.000	4.086	3.506	0.069	0.000
145.	Establishment of Centre for Advanced Studies in Molecular Biology Punjab University	44.193	0.000	20.726	3.679	1.894	0.000
146.	Development of Centre of Excellence in Mineralogy, University of Baluchistan, Quetta	28.218	0.000	12.839	9.620	1.500	0.000
147.	Revised Development scheme of Pakistan study centre University of Sindh	4.909	0.000	3.597	0.000	0.500	0.000
148.	Development of Centre of Excellence in Psychology (National Institute of Psychology), Quaid-e-Azam University, Islamabad	2.790	0.000	0.000	0.481	1.155	0.000
	Total (Excellence Centres)	126.613	11.840	57.523	26.387	5.798	0.500
	Total (UGC & Centres)	187.830	18.730	153.639	73.621	9.687	1.250
	Total (Ministry of Education)	5930.101	1519.329	2998.443	702.120	373.169	49.511

## EDUCATION AND TRAINING

(Rupees Million)

Sl. No.	Name and Location of the Scheme	Estimated Cost		Expenditure upto June, 1990	Revised Expenditure for 1990-91	PSDP 1991-92	
		Total	Foreign Aid			Total PSDP	Foreign Aid
1	2	3	4	5	6	7	8
<b>B. ESTABLISHMENT DIVISION</b>							
149.	Prevention of High Sub-Soil Water Table and Recarpeting of Roads at NIPA Karachi	1.050	0.000	0.000	1.010	0.099	0.000
150.	Strengthening and Expansion of NIPA, Lahore	17.987	0.000	9.844	3.367	3.250	0.000
151.	Construction of Additional Block & Residences in STI, Islamabad	10.300	0.000	0.000	1.924	2.500	0.000
152.	Development of physical facilities at CSA Lahore	17.433	0.000	3.700	1.924	2.250	0.000
Total (Establishment Division)		46.770	0.000	13.544	8.225	8.099	0.000
<b>C. SPECIAL AREAS</b>							
153.	Azad Kashmir	0.000	0.000	0.000	0.000	84.000	15.000
154.	Northern Areas	0.000	0.000	0.000	0.000	60.000	0.000
155.	FATA	0.000	0.000	0.000	0.000	115.046	0.000
Total (Special Areas)		0.000	0.000	0.000	0.000	259.046	15.000
Total (Education & Training)		5976.871	1519.329	3011.987	710.345	640.314	64.511



---


---

**SCIENCE AND TECHNOLOGY**

---


---

(143—144)



SCIENCE AND TECHNOLOGY  
(SUMMARY)

		(Rupees Million)	
Sl. No.	Name of the Sub-Sectors	PSDP 1991-92	
		Total PSDP	Foreign Aid
1	2	3	4
1.	Ministry (Main)	205.505	0.000
2.	Centre for Advance Molecular Biology	1.250	0.000
3.	Pakistan Council of Scientific & Industrial Research	46.995	26.480
4.	Pakistan Council for Research in Water Resources	9.935	0.250
5.	Pakistan Council for Appropriate Technology	3.850	2.500
6.	Pakistan Medical Research Council	3.435	0.000
7.	National Institute of Electronics	12.615	4.840
8.	National Institute of Oceanography	11.980	4.000
9.	National Centre for Technology Transfer	0.500	0.500
10.	Council for Works and Housing Research	3.135	0.000
11.	National Institute of Power	1.105	0.000
12.	Pakistan Council for Science & Technology	0.095	0.000
13.	Pakistan Science Foundation	5.925	0.000
14.	Pakistan Institute of Silicon Technology	0.045	0.000
15.	Ministry of Petroleum & Natural Resources (HDIP)	1.574	1.074
16.	Defence Division	1.669	1.169
17.	Prime Minister's Secretariat	29.825	0.000
Total (Science and Technology):		339.438	40.813



## SCIENCE AND TECHNOLOGY

(Rupees Million)

Sl. No.	Name, Status and Location of the Schemes	Estimated Cost		Expenditure upto June, 1990	Revised Expenditure for 1990-91	PSDP 1991-92	
		Total	Foreign Aid			Total PSDP	Foreign Aid
1	2	3	4	5	6	7	8
<b>A. MINISTRY OF SCIENCE AND TECHNOLOGY</b>							
<b>I. MINISTRY (Main)</b>							
1.	Development of S&T Manpower in High Technology Fields Phase-I (App).	567.846	0.000	420.445	74.871		
2.	Development of S&T Manpower in High Technology Fields Phase-II (App).	588.561	0.000	394.362	137.113		
3.	Development of S&T Manpower in High Technology Fields Phase-III (App).	1294.834	0.000	4.000	38.313	201.505	0.000
4.	Development of High Level S&T Manpower in High Technology Fields one Batch (App).	32.270	0.000	28.410	5.175		
5.	Package of Science and Technology Services for Socio-Economic Development of Rural Areas (App).	9.920	0.000	4.710	0.962	1.500	0.000
6.	Minor Projects for Actual Research (App).	120.000	0.000	0.000	0.000	2.500	0.000
	<b>Total (Ministry-Main)</b>	<b>2613.431</b>	<b>0.000</b>	<b>851.927</b>	<b>256.434</b>	<b>205.505</b>	<b>0.000</b>
<b>CENTRE FOR ADVANCE MOLECULAR BIOLOGY</b>							
7.	MOST Unit of Applied Molecular Biology	8.331	0.000	4.221	1.059	1.250	0.000
	<b>Total (CAMB)</b>	<b>8.331</b>	<b>0.000</b>	<b>4.221</b>	<b>1.059</b>	<b>1.250</b>	<b>0.000</b>
<b>PAKISTAN COUNCIL OF SCIENTIFIC AND INDUSTRIAL RESEARCH</b>							
9.	Multipurpose Ore Benefication of Pilot Plant, Lahore (App) (UNDP)	19.710	5.410	11.620	5.910	0.530	0.000
10.	Dobby Mechanism for Small Industry, Lahore (App) IDRC)	3.880	3.610	1.580	1.060	0.620	0.620

## SCIENCE AND TECHNOLOGY

(Rupees Million)

Sl. No.	Name, Status and Location of the Schemes	Estimated Cost		Expenditure upto June, 1990	Revised Expenditure for 1990-91	PSDP 1991-92	
		Total	Foreign Aid			Total PSDP	Foreign Aid
1	2	3	4	5	6	7	8
11.	Balancing and Modernization of Instruments and Equipment of PCSIR Laboratories, Centres and Institute at Karachi (App) (Japan)	501.460	370.360	20.890	7.210	28.000	23.000
12.	Production of Poultry Feed with Low Aflatoxin Content, Karachi (App) (ODA)	16.330	14.720	6.000	9.940	0.145	0.110
13.	Establishment of Industrial Electronic Section at PSTC, Karachi (App) (Swiss).	94.610	52.650	5.070	10.100	4.950	2.750
14.	Establishment of Medicinal Botanic Centre in PCSIR Labs. Peshawar (App)	72.610	0.000	6.600	3.360	3.000	0.000
15.	Establishment of Technical Training Centre in PSTC for Process Control Instrumentation and Engineering, Karachi (App)	53.780	0.000	15.410	2.890	2.500	0.000
16.	Establishment of Technical Training Centre in PSTC for Precision Mechanical and Instrument Technology at Quetta (App)	30.000	0.000	4.180	4.810	2.750	0.000
17.	Establishment of PCSIR, Laboratories, Quetta (App)	55.490	0.000	5.150	6.850	2.000	0.000
18.	Minor Projects	60.870	0.000	24.770	5.400	2.500	0.000
Total (PCSIR)		908.740	446.750	101.270	57.530	46.995	26.480
PAKISTAN COUNCIL FOR RESEARCH IN WATER RESOURCES							
19.	Salt Affected Soils and Their Reclamation (Country Wide) (App).	9.710	4.000	0.610	0.000	0.305	0.000
20.	Water Resources Research Centres (Country Wide) (App).	35.840	0.000	10.440	1.380	1.500	0.000
21.	Promotion of Research Activities (App).	1.730	0.000	0.350	0.000	0.075	0.000
22.	International Hydrology Technician Training Course (UNESCO) (App).	5.800	0.000	3.990	0.780	0.390	0.000
23.	Ground Water Management Cell (App).	4.100	0.000	2.770	0.330	0.165	0.000

## SCIENCE AND TECHNOLOGY

(Rupees Million)

Sl. No.	Name, Status and Location of the Schemes	Estimated Cost		Expendi- ture upto June, 1990	Revised Expendi- ture for 1990-91	PSDP 1991-92	
		Total	Foreign Aid			Total PSDP	Foreign Aid
1	2	3	4	5	6	7	8
24.	Skimming Well Modelling for Irrigation and Drainage (App).	3.960	0.000	1.650	2.880	1.250	0.000
26.	Alternative Project Development for Drainage of Irrigated Lands(DRIP) (App).	9.730	0.000	0.820	0.000	0.250	0.000
27.	Irrigation System Management Programme (Country Wide) (App) (USAID).	65.210	42.210	12.780	3.280	2.000	0.250
28.	Qadirabad-Balloki link Canal	18.000	0.000	0.000	0.000	4.000	0.000
Total (PCRWR)		154.080	46.210	33.410	8.650	9.935	0.250
PAKISTAN COUNCIL FOR APPROPRIATE TECHNOLOGY							
29.	Fluid Dynamical Models for Wind Characteristics & its Application in Pakistan (Country Wide) (App)(USNSFS)	3.370	2.370	1.204	0.962	0.605	0.000
30.	Development and Dissemination of Fuel Efficient Cooking Technology (Country Wide) App) (GTZ).	49.120	42.000	0.100	0.000	3.000	2.500
31.	Dissemination of Micro Hydel Technology (app).	5.860	0.000	3.000	2.750	0.055	0.000
32.	Establishment of A.T. Dissemination/Display Centres, Bannu & Nawabshah (App).	7.020	0.000	5.610	0.380	0.190	0.000
Total (PCAT)		65.370	44.370	9.914	4.092	3.850	2.500
PAKISTAN MEDICAL RESEARCH COUNCIL							
33.	National Morbidity Pattern Survey (Country Wide) (App)(USAID)	9.790	9.790	4.600	1.920	1.635	0.000
34.	Construction of H.Q. Building at Islamabad (App).	6.620	0.000	2.300	0.000	1.300	0.000
35.	Establishment of PMRC Research Centre at Dow Medical college, Karachi (App).	2.661	0.000	0.000	0.481	0.500	0.000
Total (PMRC)		19.071	9.790	6.900	2.401	3.435	0.000

## SCIENCE AND TECHNOLOGY

(Rupees Million)

Sl. No.	Name, Status and Location of the Schemes	Estimated Cost		Expenditure upto June, 1990	Revised Expenditure for 1990-91	PSDP 1991-92	
		Total	Foreign Aid			Total PSDP	Foreign Aid
1	2	3	4	5	6	7	8
NATIONAL INSTITUTE OF ELECTRONICS							
36.	Electronic Industries Promotion Centre (Country Wide) (French) (App).	11.720	9.150	2.104	0.144	1.500	1.340
37.	Electronic Instrumentation Laboratory (Country Wide) (French) (App).	35.500	26.000	0.000	0.000	4.500	3.500
38.	Technical Services (App).	9.670	0.000	1.535	2.886	1.600	0.000
39.	Cypher Systems (App).	9.800	0.000	1.745	2.886	1.600	0.000
40.	Clean Room Facility (App).	7.811	0.000	0.499	4.473	1.420	0.000
41.	CAD/CAE/CADMAT(SRE) Revenue Engineering (App).	6.629	0.000	0.500	1.924	0.840	0.000
42.	Microprocessor Based Sinusiodal A.C. Back (App).	3.000	0.000	0.248	1.445	0.655	0.000
43.	Development of Computer Architecture with Parallel Processing Phase II (App).	6.370	0.000	0.000	1.924	0.500	0.000
Total (NIE)		90.500	35.150	6.631	15.682	12.615	4.840
NATIONAL INSTITUTE OF OCEANOGRAPHY							
44.	Revised NIO Phase-II, Karachi (UNDP) (App).	90.000	18.910	44.220	4.358	5.500	4.000
45.	Pak. US Cooperative Programme in Oceanography of the Arabian Sea, Karachi (App) (USAID)	54.940	54.220	0.200	21.549	5.000	0.000
46.	Aquaculture at Ghora Bari & Stations on Pak Coast for Prolonged Oceanographic Observations (App).	5.556	0.000	0.600	0.645	0.325	0.000
47.	Oceanographic Research Sub-Station Gwadar (App).	7.885	0.000	0.520	0.731	0.365	0.000
48.	National Oceanographic Commission (App).	2.892	0.000	1.000	0.577	0.290	0.000
49.	Establishment of Polar Cell at NIO (App).	8.510	0.000	0.000	0.000	0.500	0.000
Total (NIO)		169.783	73.130	46.540	27.860	11.980	4.000

## SCIENCE AND TECHNOLOGY

(Rupees Million)

Sl. No.	Name, Status and Location of the Schemes	Estimated Cost		Expenditure upto June, 1990	Revised Expenditure for 1990-91	PSDP 1991-92	
		Total	Foreign Aid			Total PSDP	Foreign Aid
1	2	3	4	5	6	7	8
<b>NATIONAL CENTRE FOR TECHNOLOGY TRANSFER</b>							
50.	Consultancy Development Cell, Islamabad(App)(UNDP)	13.020	12.000	0.300	0.000	0.500	0.500
	Total (NCTT)	13.020	12.000	0.300	0.000	0.500	0.500
<b>COUNCIL FOR WORKS AND HOUSING RESEARCH</b>							
51.	Evaluation of Appropriate Building Materials, Technologies and Construction Systems for Low Cost Housing (App).	0.910	0.000	0.848	0.058	0.005	0.000
52.	Study and Development of Simplified Methods of Building Design & Construction through Indigenous Materials and Techniques (App).	3.512	0.000	0.100	1.260	0.630	0.000
53.	Establishment of National Building Research Institute, Karachi (App).	41.200	0.000	18.816	5.493	2.500	0.000
	Total (CW&HR)	45.622	0.000	19.764	6.811	3.135	0.000
<b>NATIONAL INSTITUTE OF POWER</b>							
54.	National Institute of Power, Lahore (App).	39.951	0.000	19.610	2.213	1.105	0.000
	Total (NIP)	39.951	0.000	19.610	2.213	1.105	0.000
<b>PAKISTAN COUNCIL FOR SCIENCE AND TECHNOLOGY</b>							
55.	Task Force Studies for the Development of Makran Coast, Islamabad/Karachi	3.500	0.000	2.496	0.818	0.095	0.000
	Total (PCST)	3.500	0.000	2.496	0.818	0.095	0.000
<b>PAKISTAN SCIENCE FOUNDATION</b>							
56.	Establishment of Pakistan Museum of Natural History, Islamabad (App).	78.690	0.000	25.084	9.620	5.000	0.000
57.	Operation of Four Science Caravans (App).	2.901	0.000	1.152	0.962	0.350	0.000

## SCIENCE AND TECHNOLOGY


(Rupees Million)

Sl. No.	Name, Status and Location of the Schemes	Estimated Cost		Expendi- ture upto June, 1990	Revised Expendi- ture for 1990-91	PSDP 1991-92	
		Total	Foreign Aid			Total PSDP	Foreign Aid
1	2	3	4	5	6	7	8
58.	Setting up Data Base Facilities at PASTIC (App).	2.200	0.000	0.500	0.960	0.480	0.000
60.	Strengthening of PASTIC National Science Reference Library, Islamabad (App).	4.000	0.000	0.100	0.190	0.095	0.000
	Total (PSF)	87.791	0.000	26.836	11.732	5.925	0.000
PAKISTAN INSTITUTE OF SILICON TECHNOLOGY							
61.	Attenuation of Solar Radiation in Atmosphere and Application to Solar Mapping of Pakistan, Islamabad (App).	0.975	0.000	0.768	0.115	0.045	0.000
	Total (PIST)	0.975	0.000	0.768	0.115	0.045	0.000
	Total (M/O Science & Technology)	4220.165	667.400	1130.587	395.397	306.370	38.570
B. MINISTRY OF PETROLEUM & NATURAL RESOURCES							
HYDROCARBON DEVELOPMENT INSTITUTE OF PAKISTAN							
67.	Utilization of CNG in Urban Transport through the Conversion of Diesel Uses to CNG, Karachi	18.257	11.457	0.513	5.880	1.574	1.074
	Total (M/o Petroleum & N.R.)	18.257	11.457	0.513	5.880	1.574	1.074
C. DEFENCE DIVISION							
68.	Climatological Data Processing Centre, Karachi	7.880	6.020	4.440	1.500	0.169	0.169
69.	Up-grading of Institute of Metrology & Geophysics, Karachi	16.740	15.290	0.000	0.500	1.250	1.000
70.	Construction of Boundry Wall Around Metrological Complex, Karachi	2.200	0.000	1.790	0.390	0.050	0.000

## SCIENCE AND TECHNOLOGY

(Rupees Million)

Sl. No.	Name, Status and Location of the Schemes	Estimated Cost		Expenditure upto June, 1990	Revised Expenditure for 1990-91	PSDP 1991-92	
		Total	Foreign Aid			Total PSDP	Foreign Aid
1	2	3	4	5	6	7	8
71.	Regional Agromet Centre, Islamabad	0.730	0.000	0.240	0.310	0.200	0.000
Total (Defence Division)		27.550	21.310	6.470	2.700	1.669	1.169
D. PRIME MINISTER'S SECRETARIAT							
78.	National Institute of Bio-Tech and Genetic Engineering, Faisalabad	192.598	0.000	59.289	18.000	28.000	0.000
79.	Construction of Out Patient Block at AEMC Jamshoro	1.556	0.000	0.700	0.500	0.250	0.000
80.	Construction of Hostel for Providing Accommodation to 50 Students of CNS PINSTECH Islamabad	4.000	0.000	3.686	0.300	0.300	0.000
81.	Construction of 1st Floor on Existing Girls Schools at PINSTECH	2.546	0.000	1.600	0.350	0.275	0.000
82.	Provision of Additional Facilities & Essential Services at IRNUM Peshawar	2.754	0.000	0.334	0.500	1.000	0.000
Total (Prime Minister's Secretariat)		203.454	0.000	65.609	19.650	29.825	0.000
Total (Science & Technology)		4469.426	700.167	1203.179	423.627	339.438	40.813



---


---

**HEALTH AND NUTRITION**

---

---


(155—156)



HEALTH AND NUTRITION  
(SUMMARY)

(Million Rupees)

Sl. No.	Name of the Sub-Sector	PSDP 1991-92	
		Total PSDP	Foreign Aid
1	2	3	4
1.	Hospital Beds	50.448	0.500
2.	Health Manpower Development	129.500	10.750
3.	Preventive Programme.	177.829	51.320
4.	Nutrition	4.440	0.000
5.	Traditional Medicine	0.225	0.000
6.	Drug Prevention Programme	6.240	5.000
7.	Azad Jammu & Kashmir	51.000	0.000
8.	Northern Areas	18.750	0.000
9.	FATA	63.945	0.000
Total (Health & Nutrition)		502.376	67.570



## HEALTH AND NUTRITION

(Million Rupees)

Sl. No.	Name, Status and Location of the Scheme	Estimated Cost		Estimated Expenditure upto June 1990	Revised Expenditure for 1990-91	PSDP 1991-92	
		Total	Foreign Aid			Total PSDP	Foreign Aid
1	2	3	4	5	6	7	8
<b>A. HEALTH DIVISION</b>							
<b>HEALTH MANPOWER DEVELOPMENT</b>							
1.	Ayub Medical College Abbottabad (ECNEC App.).	950.000	260.000	520.534	96.000	55.000	7.500
2.	Health Services Academy (Health Manpower training in Management) (ECNEC App.).	36.924	11.025	3.221	7.000	2.000	1.500
3.	Federal Nursing Development Programme (App) (ADB).	14.750	14.750	0.750	1.000	1.250	1.250
4.	Health System Development Programme as a Component of First Family Health Project (PC-I Under Preparation) (IDA)	4.000	4.000	0.000	0.096	0.500	0.500
5.	Strengthening of Planning Capabilities of Ministry of Health, Islamabad (App).	9.022	0.000	0.000	0.480	0.250	0.000
6.	Bolan Medical College, Quetta (Revised)(App).	1021.400	0.000	493.562	96.000	60.000	0.000
7.	Postgraduate Medical Institute PIMS, Islamabad (App)	87.000	0.000	1.660	19.200	10.000	0.000
8.	Upgradation and Modernization of Existing Facilities in College of Physicians and Surgeons Pakistan, Karachi (App)	5.128	0.000	0.000	0.000	0.500	0.000
Total (Health Manpower Dev.)		2128.224	289.775	1019.727	219.776	129.500	10.750
<b>HOSPITAL AND BEDS</b>							
9.	Modernization and updating facilities at JPMC, Karachi (App) (French)	126.313	117.000	0.000	52.800	2.257	0.000
10.	Up-gradation & Standardization of Diagnostic Laboratories, Islamabad (App) (Finland)	359.646	299.381	154.438	125.000	30.599	0.000
11.	Extension of O.P.D. (Radiology, Pathology and Services Block) Diagnostic at PIMS, Islamabad (French Credit).	138.000	73.338	0.000	0.000	0.500	0.500

## HEALTH AND NUTRITION

(Million Rupees)

Sl. No.	Name, Status and Location of the Scheme	Estimated Cost		Estimated Expenditure upto June 1990	Revised Expenditure for 1990-91	PSDP 1991-92	
		Total	Foreign Aid			Total PSDP	Foreign Aid
1	2	3	4	5	6	7	8
12.	Expanding Laboratory in Children Hospital PIMS, Islamabad (App)	28.522	0.000	19.029	2.400	3.500	0.000
13.	Construction of Hostel for Doctors and Nurses FGSH, Islamabad (App)	15.588	0.000	2.137	0.096	1.500	0.000
14.	Construction of General Ward in Sub Health Centre G-6/1-4, Islamabad (App)	6.696	0.000	5.702	0.248	0.373	0.000
15.	Improvement of NICH, JPMC, Karachi (App).	28.199	0.000	0.318	17.075	3.500	0.000
16.	Establishment of Casualty Wing at JPMC, Karachi (App).	7.800	0.000	0.000	2.880	2.500	0.000
17.	Preparation and Implementation of Master Plan JPMC, Karachi (App)	5.000	0.000	2.950	0.960	0.545	0.000
18.	Establishment of Two ICUs one at Jamshoro and other in Civil Hospital Hyderabad (P.M. Directive)	26.969	0.000	0.000	12.960	3.500	0.000
19.	Residential Accommodation for Central Government Dispensary at Peshawar (App)	6.883	0.000	1.920	1.920	0.750	0.000
20.	Zanana Hospital D.I.Khan (App).	7.672	0.000	1.667	1.920	0.924	0.000
	Total (Hospital Beds)	757.288	489.719	188.161	218.259	50.448	0.500
PREVENTIVE PROGRAMMES							
21.	Polio Vaccine and Equipment Project NIH Islamabad (App)(CIDA)	113.603	113.603	61.853	9.600	8.750	8.750
22.	Strengthening of drug Central & Traditional Medical Centre HIH, Islamabad (App)(Japan)	88.890	62.400	9.542	63.741	2.000	0.000
23.	Communication/Motivation Programme for NIH, Islamabad (App)(CIDA)	32.174	30.460	31.958	9.140	4.570	4.570
24.	Malaria Control Programme (App)(USAID)	923.620	787.810	228.640	60.490	30.000	25.000
25.	Child Survival Project in Primary Health Care Centres (USAID)	1240.000	1240.000	11.264	48.000	10.500	10.500

## HEALTH AND NUTRITION

(Million Rupees)

Sl. No.	Name, Status and Location of the Scheme	Estimated Cost		Estimated	Revised	PSDP 1991-92	
		Total	Foreign Aid	Expenditure upto June 1990	Expenditure for 1990-91	Total PSDP	Foreign Aid
1	2	3	4	5	6	7	8
26.	Reinforcement of Diarrhoeal Diseases Control for Children by Enhancement of Production of ORS (NIH), Islamabad (Japan)	171.000	115.279	0.000	0.000	2.500	2.500
27.	Quality Control Department for Bacterial and Viral Vaccine NIH, Islamabad (App)	13.921	0.000	10.005	1.920	0.948	0.000
28.	Dialysis and Special Fluid Preparation Laboratory, NIH, Islamabad (App)	9.919	0.000	8.530	1.248	0.500	0.000
29.	Tetanus Toxoid Production Laboratory NIH, Islamabad (App)	36.898	0.000	1.588	2.400	3.000	0.000
30.	Procurement of Ampule Filing and Sealing Machine, NIH, Islamabad (App)	2.500	0.000	0.000	0.000	1.250	0.000
31.	Working Capital for Manufacture of Rabies Vaccine, NIH, Islamabad. (App)	28.281	0.000	0.000	0.250	5.000	0.000
32.	Oral Polio Vaccine NIH, Islamabad (App)	8.500	0.000	5.874	0.960	0.500	0.000
33.	Hostel Accommodation for Male Officers, NIH, Islamabad (App)	8.175	0.000	4.647	1.000	0.105	0.000
34.	Expansion Programme of Immunization (CDD and TSA) NIH, Islamabad (App)	461.960	0.000	129.747	72.000	100.000	0.000
35.	Programme for Prevention of AIDS Diseases in Pakistan, NIH, Islamabad (App)	20.000	0.000	9.800	1.920	1.000	0.000
36.	Non-A, Non-B and D(Delta) Hepatitis Seroprevalence and Analysis of Viruses in Pakistan, NIH, Islamabad (App)	3.325	0.000	1.205	0.576	0.306	0.000
37.	One time Special Grant for Special Repairing of E/M Installation & overhauling of Overall Air-Conditioning System NIH, Islamabad (App)	15.447	0.000	0.400	1.440	4.000	0.000
38.	One Time Special Grant for Repairs of NIH, Islamabad (App)	11.213	0.000	0.980	0.960	0.500	0.000
39.	Extension of Isolation Hospital Airport, Karachi (App)	2.635	0.000	3.317	0.096	0.500	0.000

## HEALTH AND NUTRITION

(Million Rupees)

Sl. No.	Name, Status and Location of the Scheme	Estimated Cost		Estimated Expenditure upto June 1990	Revised Expenditure for 1990-91	PSDP 1991-92	
		Total	Foreign Aid			Total PSDP	Foreign Aid
1	2	3	4	5	6	7	8
40.	Rural Child Survival Projects PIMS, Islamabad (App.)	6.635	0.000	0.375	0.480	0.500	0.000
41.	Construction of a Warehouse for the Transportation and Storage of Vaccine at NIH, Islamabad (App)	4.402	0.000	0.000	0.000	1.400	0.000
	<b>Total (Preventive Programme)</b>	<b>3203.098</b>	<b>2349.592</b>	<b>519.725</b>	<b>276.221</b>	<b>177.829</b>	<b>51.820</b>
<b>NUTRITION</b>							
42.	Goiter Central Programme NIH, Islamabad (App)	19.632	0.000	9.011	2.800	1.500	0.000
	<b>Total (Nutrition)</b>	<b>19.632</b>	<b>0.000</b>	<b>9.011</b>	<b>2.800</b>	<b>1.500</b>	<b>0.000</b>
<b>TRADITIONAL SYSTEM OF MEDICINE</b>							
43.	Traditional System of Medicine, Islamabad (App)	0.450	0.000	0.000	0.000	0.225	0.000
	<b>Total (Traditional Medicine)</b>	<b>0.450</b>	<b>0.000</b>	<b>0.000</b>	<b>0.000</b>	<b>0.225</b>	<b>0.000</b>
	<b>Total (Health Division)</b>	<b>3108.692</b>	<b>3129.646</b>	<b>1736.624</b>	<b>717.056</b>	<b>359.504</b>	<b>62.570</b>
<b>B. NARCOTICS DIVISION</b>							
44.	Drug Abuse Prevention Resource Centre Islamabad (App) (USAID)	83.996	66.086	6.000	18.275	5.000	5.000
	<b>Total (Narcotics Division)</b>	<b>83.996</b>	<b>66.086</b>	<b>6.000</b>	<b>18.275</b>	<b>5.000</b>	<b>5.000</b>
<b>C. INTERIOR DIVISION</b>							
45.	BHU at Chirah -- ICT (App.)	1.960	0.000	1.000	0.480	0.240	0.000

## HEALTH AND NUTRITION

(Million Rupees)

Sl. No.	Name, Status and Location of the Scheme	Estimated Cost		Estimated Expenditure upto June 1990	Revised Expenditure for 1990-91	PSDP 1991-92	
		Total	Foreign Aid			Total PSDP	Foreign Aid
1	2	3	4	5	6	7	8
46.	Up-gradation of 3 RHCs and 12 BHUs in ICT, Islamabad (App.).	14.136	0.000	6.717	2.880	1.000	0.000
	Total (Interior Division)	16.096	0.000	7.717	3.360	1.240	0.000
<b>D. PLANNING AND DEVELOPMENT DIVISION</b>							
47.	Nutrition Coordination Policy Planning and Evaluation (UNICEF) (All the Country) (App.).	39.860	0.000	10.066	0.960	0.480	0.000
48.	Subsidy on Iodized Salt (UNICEF) (Northern Areas, AJK & Northern Districts of NWFP) (App.).	49.496	0.000	4.922	1.920	2.460	0.000
	Total (Planning & Dev. Division)	89.356	0.000	14.988	2.880	2.940	0.000
<b>E. SPECIAL AREAS</b>							
49.	Azad Kashmir	61.758	0.000	57.104	70.000	51.000	0.000
50.	Northern Areas	20.177	0.000	18.657	20.522	18.750	0.000
51.	FATA	77.671	0.000	71.818	79.000	63.945	0.000
	Total (Special Areas)	159.606	0.000	147.579	169.522	133.695	0.000
Total (Health and Nutrition)		6504.413	3195.132	1912.908	911.093	502.376	67.570

THE HISTORY OF

1

The first part of the history of the world is the history of the human race. It is a story of progress and struggle, of triumph and defeat. It is a story of the human mind and the human heart, of the human spirit and the human soul. It is a story of the human race and the human world, of the human past and the human future.

The second part of the history of the world is the history of the human mind. It is a story of discovery and invention, of knowledge and wisdom. It is a story of the human mind and the human world, of the human past and the human future.

The third part of the history of the world is the history of the human heart. It is a story of love and compassion, of hope and faith. It is a story of the human heart and the human world, of the human past and the human future.

The fourth part of the history of the world is the history of the human spirit. It is a story of courage and strength, of honor and integrity. It is a story of the human spirit and the human world, of the human past and the human future.

The fifth part of the history of the world is the history of the human soul. It is a story of peace and harmony, of unity and brotherhood. It is a story of the human soul and the human world, of the human past and the human future.



---


---

**MASS MEDIA**

---


---

(165—166)



MASS MEDIA  
(Summary)

		(Million Rupees)	
Sl. No.	Name of the Sub-Sectors	PSDP 1991-92	
		Total PSDP	Foreign Aid
1	2	3	4
1.	Pakistan Television Corporation	245.568	183.347
2.	Pakistan Broadcasting Corporation	15.144	0.000
Total (Mass Media)		260.712	183.347



## MASS MEDIA

(Million Rupees)

Sl. No.	Name, Status and Location of the Scheme	Estimated Cost		Estimated Expenditure upto June 1990	Revised Expenditure for 1990-91	PSDP 1991-92	
		Total	Foreign Aid			Total PSDP	Foreign Aid
1	2	3	4	5	6	7	8
MINISTRY OF INFORMATION AND BROADCASTING							
=====							
PAKISTAN TELEVISION CORPORATION							
-----							
1.	2nd T.V. Channel for Education Whole of Pakistan	627.253	507.297	0.000	396.118	214.482	183.347
2.	Television Centre Islamabad	393.909	0.000	349.575	8.600		
3.	Replacement of Old Equipment	623.360	0.000	205.395	121.000		
4.	Television Centre Peshawar	194.804	0.000	186.984	0.000		
5.	Rebroadcast Centre Parachinar	20.645	0.000	14.500	0.000		
6.	Rebroadcast Centre Lelah	30.062	0.000	3.006	0.000	31.086	0.000
7.	Rebroadcast Centre Landi kotal	35.570	0.000	0.000	7.540		
8.	Rebroadcast Centre, Muzaffarabad	5.000	0.000	5.000	0.000		
9.	Rebroadcast Centre Mianwach	35.345	0.000	0.000	35.345		
10.	Rebroadcast Centre Bassali	29.750	0.000	0.000	2.115		
11.	Video Play Back Centre, Booni	7.689	0.000	0.000	0.000		
Total (PTVC)		2003.387	507.297	764.460	570.718	245.568	183.347
-----							
PAKISTAN BROADCASTING CORPORATION							
-----							
12.	10 KW MW Transmitter Skardu	15.502	0.000	15.301	0.200	0.000	0.000
13.	10 KW MW Transmitter and B.H. Gilgit	18.302	0.000	14.756	3.500	1.413	0.000
14.	Broadcasting House, Karachi	98.500	0.000	10.778	9.340	5.000	0.000
15.	10 KW MW Transmitter and Broadcasting House, Zhob	21.869	0.000	9.463	7.700	2.353	0.000
16.	10 KW MW Transmitter & Broadcasting House, Loralai	21.999	0.000	13.243	7.700	0.528	0.000

## MASS MEDIA

(Million Rupees)

Sl. No.	Name, Status and Location of the Scheme	Estimated Cost		Estimated	Revised	PSDP 1991-92	
		Total	Foreign Aid	Expenditure upto June 1990	Expenditure for 1990-91	Total PSDP	Foreign Aid
1	2	3	4	5	6	7	8
17.	Modification of Transmitters House, Khuzdar	16.426	0.000	13.799	2.600	0.000	0.000
18.	100 KW MW Transmitter, Karachi	32.515	0.000	4.408	6.900	4.000	0.000
19.	Minor projects	8.857	0.000	4.312	0.701	1.850	0.000
20.	100 KW MW Transmitter, Rawalpindi	39.478	0.000	0.000	0.000	0.000	0.000
21.	Balancing and Modernisation of Equipment	40.000	0.000	0.000	0.000	0.000	0.000
22.	100 KW MW Transmitter, Quetta.	37.000	0.000	0.000	0.000	0.000	0.000
23.	Housing Scheme for PBC Employees.	91.486	0.000	0.000	0.000	0.000	0.000
24.	Extension of Broadcasting House, Hyderabad	14.000	0.000	0.000	0.000	0.000	0.000
25.	Additional Security Works	23.830	0.000	0.000	0.000	0.000	0.000
	Total (PBC)	479.764	0.000	86.060	38.641	15.144	0.000
	Total (M/O Information and Broadcasting)	2483.151	507.297	850.520	609.359	260.712	183.347
	Total(Mass Media)	2483.151	507.297	850.520	609.359	260.712	183.347

---


---

**CULTURE, SPORTS, TOURISM  
AND YOUTH**

---

---

(171—172)



CULTURE, SPORTS, TOURISM AND YOUTH  
(SUMMARY)

		(Million Rupees)	
Sl. No.	Name of the Sub-Sector	PSDP 1991-92	
		Total PSDP	Foreign Aid
1	2	3	4
1.	Sports	13.864	0.000
2.	Culture	2.500	0.000
3.	Archeology	24.567	2.000
4.	Youth	25.040	2.800
5.	Tourism (Main)	4.706	0.500
6.	Tourism (PTDC)	1.543	0.000
Total (Culture, Sports, Tourism & Youth)		72.219	5.300

1. The first part of the document discusses the importance of maintaining accurate records of all transactions and activities. It emphasizes that this is essential for ensuring transparency and accountability in the organization's operations.

2. The second part of the document outlines the various methods and tools used to collect and analyze data. It highlights the need for consistent data collection procedures and the use of advanced analytical techniques to derive meaningful insights from the data.

3. The third part of the document focuses on the role of technology in data management and analysis. It discusses how modern software solutions can streamline data collection, storage, and analysis processes, thereby improving efficiency and accuracy.

4. The fourth part of the document addresses the challenges associated with data management, such as data quality, security, and privacy. It provides strategies to mitigate these risks and ensure that the data remains reliable and secure throughout its lifecycle.

5. The fifth part of the document concludes by summarizing the key findings and recommendations. It stresses the importance of a data-driven approach in decision-making and the need for continuous monitoring and improvement of data management practices.

## CULTURE, SPORTS, TOURISM AND YOUTH

(Million Rupees)

Sl. No.	Name, Status and Location of the Scheme	Estimated Cost		Expenditure upto June 1990	Revised Expenditure for 1990-91	PSDP 1991-92	
		Total	Foreign Aid			Total PSDP	Foreign Aid
1	2	3	4	5	6	7	8
<b>A. TOURISM DIVISION</b>							
1.	Malam Jabba Skiing-Cum-Summer Resort Swat, NWFP	113.790	0.000	83.870	8.640	1.500	0.000
2.	Construction of Toilets for Use of Mountaineering and Trekking Expeditions	0.800	0.000	0.000	0.384	0.208	0.000
3.	Tourism Development Survey in Northern Areas of Pakistan	2.000	0.000	0.000	0.144	0.000	0.000
4.	Development of Kirthar National Park	8.024	0.000	7.029	0.000	0.498	0.000
5.	Provincial Tourism Schemes, Punjab	17.870	0.000	0.000	0.000	2.000	0.000
6.	Research, Statistics & Exploration of Tourism Resources Project	9.500	0.000	0.000	0.000	0.500	0.500
Total (Ministry's Schemes)		151.984	0.000	90.899	9.168	4.706	0.500
<b>PAKISTAN TOURISM DEVELOPMENT CORPORATION (PTDC)</b>							
7.	Tourists Accommodation at Gilgit (Chinar Inn - Phase-III)	3.983	0.000	1.671	1.121	0.000	0.000
8.	Motel at Thalachi	3.314	0.000	0.800	1.951	0.000	0.000
9.	Tourist Motel at Ayubia	4.672	0.000	2.556	2.031	0.000	0.000
10.	Road Side Facilities at Chattar Plain	2.720	0.000	1.800	1.382	0.000	0.000
11.	Motel Near Choa Saidan Shah(Katas Revised)	3.211	0.000	3.211	0.178	0.000	0.000
12.	Motel at Mansehra	7.352	0.000	0.300	0.960	0.000	0.000
13.	Road Side Facilities at Danboodas on Gilgit Skardu Road	5.720	0.000	0.168	0.288	0.000	0.000
14.	Motel at Muzaffarabad	6.198	0.000	0.168	0.805	0.000	0.000
15.	Motel and Road Side Facilities at Barseen	3.719	0.000	1.391	1.296	0.550	0.000

## CULTURE, SPORTS, TOURISM AND YOUTH

(Million Rupees)

Sl. No.	Name, Status and Location of the Scheme	Estimated Cost		Expendi- ture upto June 1990	Revised Expendi- ture for 1990-91	PSDP 1991-92	
		Total	Foreign Aid			Total PSDP	Foreign Aid
1	2	3	4	5	6	7	8
16.	Extension of Motel at Skardu	4.428	0.000	0.520	3.428	0.243	0.000
17.	Road Side Facilities at Khudabad	5.720	0.000	0.168	1.440	0.750	0.000
	Total (PTDC)	51.037	0.000	12.753	14.880	1.543	0.000
	Total (Tourism)	203.021	0.000	103.652	24.048	6.249	0.500
<b>B. CULTURE AND SPORTS DIVISION</b>							
=====							
<b>CULTURE</b>							
=====							
18.	National Art Gallery Islamabad (App)	100.251	0.000	3.347	2.400	2.000	0.000
19.	Institute of Vanishing Arts and Crafts of Pakistan	0.000	0.000	0.000	0.000	0.500	0.000
	Total (Culture)	100.251	0.000	3.347	2.400	2.500	0.000
<b>ARCHEOLOGY</b>							
=====							
20.	Revitalization of Lahore Fort (App).	26.628	11.957	0.000	2.400	0.000	0.000
21.	Gandhara C.R. Centre Taxila (App).	249.630	245.000	0.000	0.500	0.000	0.000
22.	Preservation of Moenjodaro Monument	352.241	15.815	167.200	24.000	12.000	2.000
23.	Preservation and Restoration of Jahangir's Tomb, Walkways Water Channels and Perimeter Wall	21.638	0.000	3.500	8.177	2.567	0.000
24.	National Archives Building of Pakistan (Phase-II) (App).	54.210	0.000	0.000	4.329	0.000	0.000
25.	Lumpsum Allocation for Archeology	0.000	0.000	0.000	0.000	10.000	0.000
	Total (Archeology)	428.089	15.815	170.700	36.506	24.567	2.000

## CULTURE, SPORTS, TOURISM AND YOUTH

(Million Rupees)

Sl. No.	Name, Status and Location of the Scheme	Estimated Cost		Expenditure upto June 1990	Revised Expenditure for 1990-91	PSDP 1991-92	
		Total	Foreign Aid			Total PSDP	Foreign Aid
1	2	3	4	5	6	7	8
<b>SPORTS</b>							
26.	Swimming Complex at Pakistan Sports Complex, Islamabad (Phase-I) (Approved)	40.000	0.000	40.008	5.760	0.000	0.000
27.	Multi Purpose Gymnasium Hall at Islamia Club, Karachi	4.000	0.000	0.000	3.848	0.000	0.000
28.	Four Squash Courts at Pakistan Sports Complex, Islamabad (App).	19.700	0.000	6.819	1.920	2.500	0.000
29.	Sports Stadia at Kalat, Sibi and Mekran (Federal Share Rs. 7.500 million) (App).	15.000	0.000	6.004	0.000	0.748	0.000
30.	Sports Stadia at D.I.Khan (Federal Share Rs. 5.000 million) (App).	16.268	0.000	3.505	0.000	0.748	0.000
31.	Sports Stadium at Kohat (App).	5.000	0.000	1.500	0.000	0.500	0.000
32.	Sports Stadia at Muzaffarabad (App).	5.000	0.000	4.757	0.000	0.122	0.000
33.	Sports Stadia at Mansehra (Federal Share Rs. 3.5 million) (App).	8.000	0.000	1.006	0.000	1.247	0.000
34.	Sports Stadia at Kasur (Un-App).	5.000	0.000	0.000	0.096	0.500	0.000
35.	Sports Stadia at Depalpur District Okara (App).	3.000	0.000	0.000	0.000	1.500	0.000
36.	Construction of Custom, Sports Complex at Federal B-Area, Karachi (App).	19.800	0.000	8.565	2.400	1.000	0.000
37.	Sports Fund	0.000	0.000	0.000	0.000	5.000	0.000
Total (Sports)		140.768	0.000	72.164	14.024	13.864	0.000
Total (Culture & Sports Division)		669.108	15.815	246.211	52.930	40.931	2.000

## CULTURE, SPORTS, TOURISM AND YOUTH


(Million Rupees)

Sl. No.	Name, Status and Location of the Scheme	Estimated Cost		Expenditure upto June 1990	Revised Expenditure for 1990-91	PSDP 1991-92	
		Total	Foreign Aid			Total PSDP	Foreign Aid
1	2	3	4	5	6	7	8
<b>C. YOUTH AFFAIRS DIVISION</b>							
38.	Acquiring Consultancy Services Preparation of National Policy, Programmes & Projects for Youth Development	8.000	8.000	0.000	0.000	4.000	2.800
39.	Eight Dehi Mazdoor Training Centres for Men	16.610	0.000	9.900	1.484	0.785	0.000
40.	Seven Male Youth Vocational Training Centres	14.460	0.000	8.624	1.293	0.680	0.000
41.	Eight Female Youth Vocational Training Centres	7.910	0.000	4.782	0.717	0.000	0.000
42.	One Female Youth Vocational Training Centre, Embroidery and Stitching Centre	0.530	0.000	0.308	0.046	0.025	0.000
43.	Three Female Leather Garments Training Centres	3.680	0.000	2.076	0.311	0.250	0.000
44.	Three Female Readymade Garments Training Centres	3.650	0.000	2.056	0.311	0.250	0.000
45.	Four Male Two Female Youth Vocational Training Centres.	7.170	0.000	4.273	0.640	0.250	0.000
46.	Seven Male Youth Vocational Training Centres	9.900	0.000	8.665	1.235	0.750	0.000
47.	Eight Female Youth Vocational Training Centres	6.330	0.000	3.972	0.595	0.250	0.000
48.	Nine Male Youth Vocational Training Centres	15.060	0.000	8.608	1.500	0.000	0.000
49.	Nine Female Youth Vocational Training Centres	5.940	0.000	3.500	0.500	0.000	0.000
50.	Seven Male Youth Vocational Training Centres	16.190	0.000	9.900	1.484	0.750	0.000
51.	Ten Female Youth vocational Training Centres	3.290	0.000	2.087	0.050	0.075	0.000
52.	Three Male Youth Vocational Training Centres	7.420	0.000	4.378	0.565	0.250	0.000
53.	Construction of Youth Hostel, Quetta	2.800	0.000	2.000	0.000	0.375	0.000
54.	Tehsil Level Sports Stadium	2.500	0.000	0.550	1.350	0.300	0.000
55.	Women Vocational Training Centre	0.798	0.000	0.399	0.099	0.050	0.000

## CULTURE, SPORTS, TOURISM AND YOUTH

(Million Rupees)

Sl. No.	Name, Status and Location of the Scheme	Estimated Cost		Expenditure upto June 1990	Revised Expenditure for 1990-91	PSDP 1991-92	
		Total	Foreign Aid			Total PSDP	Foreign Aid
1	2	3	4	5	6	7	8
56.	Youth Hostel Karachi	3.930	0.000	0.000	0.000	1.000	0.000
57.	Youth Development Fund	0.000	0.000	0.000	0.000	5.000	0.000
58.	Block Allocation	0.000	0.000	0.000	0.000	10.000	0.000
Total (Youth Affairs Division):		136.168	8.000	76.078	12.180	25.040	2.800
Total (Culture, Sports, Tourism & Youth)		1008.297	23.815	425.941	89.158	72.219	5.300



---


---

**MANPOWER AND EMPLOYMENT**

---

---


(181—182)



## MANPOWER AND EMPLOYMENT

(Million Rupees)

Sl. No.	Name, Location and Status of the Schemes	Estimated Cost		Estimated Expenditure upto June 1990	Revised Expenditure for 1991-92	PSDP 1991-92	
		Total	Foreign Aid			Total PSDP	Foreign Aid
1	2	3	4	5	6	7	8
<b>A. PLANNING &amp; DEVELOPMENT DIVISION</b>							
1.	Formulation of Employment/Manpower Strategy Policies, Islamabad (UNDP)	9.320	9.320	8.110	0.710	0.250	0.250
Total (Planning & Development Division)		9.320	9.320	8.110	0.710	0.250	0.250
<b>B. MANPOWER DIVISION</b>							
2.	National Vocational training Project Phase-II (IDA)	2243.180	1171.410	320.000	458.000	155.000	145.000
3.	HRD-Strengthening of Data Base (Dutch)	44.560	35.480	13.050	12.410	4.325	3.325
4.	Pakistan Manpower Institute	0.000	0.000	0.000	0.000	1.500	0.000
Total (Manpower Division)		2287.740	1206.890	333.050	470.410	160.825	148.325
<b>C. LABOUR DIVISION</b>							
5.	Institutional Strengthening of Social Security Development Scheme (UNDP)	10.650	10.650	2.500	2.400	2.875	2.875
6.	Construction of Building for NIRC Islamabad	19.940	0.000	9.980	0.000	1.850	0.000
7.	Workers Education Programme (ILO, UNDP)	0.000	0.000	0.000	0.000	1.000	0.000
Total (Labour Division)		30.590	10.650	12.480	2.400	5.725	2.875
Total (Manpower & Employment)		2327.650	1226.860	353.640	473.520	166.800	151.450



---


---

**WOMEN DEVELOPMENT**

---


---

(185—186)



## WOMEN DEVELOPMENT

		(Million Rupees)					
Sl. No.	Name and Location of the Scheme	Estimated Cost		Expend- ture upto	Revised Expendi- ture for	PSDP 1991-92	
		Total	Foreign Aid	June 1990	1990-91	Total PSDP	Foreign Aid
1	2	3	4	5	6	7	8
<b>WOMEN DIVISION</b>							
1.	Strengthening of Secretariat Training Institute for Women (App. - Special Assistance)	24.770	20.150	0.260	1.500	8.500	7.000
2.	Monitoring and Evaluation of Women Programmes (App.) (UNDP)	16.180	7.110	3.890	3.500	3.210	3.000
3.	Training of Rural Women in Food Preservation and Vegetable Production (App.) (Dutch Assistance)	49.400	41.400	0.000	1.710	12.000	2.000
Total		90.350	68.660	4.150	6.710	23.710	12.000
4.	Block allocation	0.000	0.000	0.000	0.000	180.290	0.000
Total (Women Development)		90.350	68.660	4.150	6.710	204.000	12.000



---

---

**POPULATION WELFARE**

---

---

(189—190)

The following information is being furnished to you for your information only. It is not intended to constitute an offer of insurance or any other financial product. The information is provided for your information only and should not be relied upon as a basis for any investment decision. The information is provided for your information only and should not be relied upon as a basis for any investment decision.


PLEASE CONTACT YOUR AGENT FOR MORE INFORMATION.

For more information, please contact your agent or call 1-800-555-1234. The information is provided for your information only and should not be relied upon as a basis for any investment decision.

POPULATION WELFARE PROGRAMME  
(Summary)

(Million Rupees)

Sl. No.	Name of the Sub-Sectors	PSDP 1991-92	
		Total PSDP	Foreign Aid
1	2	3	4
1.	Federal Programme	311.165	189.750
2.	Provincial Programme	325.100	34.800
Total (Population Welfare)		636.265	224.550



POPULATION WELFARE PLANNING

(Million Rupees)

Sl. No.	Name and Location of the Scheme	Estimated Cost		Expenditure upto June 1990	Revised Expenditure for 1990-91	PSDP 1991-92	
		Total	Foreign Aid			Total PSDP	Foreign Aid
1	2	3	4	5	6	7	8
<b>POPULATION WELFARE DIVISION</b>							
<b>A. FEDERAL PROGRAMME</b>							
1.	Federal Administrative Organization (USAID, UNFPA)	206.799	7.290	74.351	38.500	41.500	1.500
2.	Population Welfare Services in the Federal District of Islamabad (USAID, UNFPA)	22.681	4.485	7.333	4.500	5.300	1.600
3.	Non-governmental Organizations	144.745	107.692	34.294	4.250	4.500	0.000
4.	Target Group Institutions	4.054	0.325	0.529	0.250	0.560	0.000
5.	Population Welfare Services in AJK	4.013	0.000	0.728	0.400	0.640	0.000
6.	Population Welfare Services in Northern Areas	1.344	0.000	0.290	0.280	0.330	0.000
7.	Involvement of Hakeems/Homoeopaths in Population Welfare Programme	6.745	0.000	0.554	0.400	1.500	0.000
8.	Communication Strategy	70.909	67.459	23.914	8.000	15.000	0.000
9.	Population Education (Formal).	9.770	8.259	1.190	0.500	1.000	0.000
10.	Non-Clinical Training (PWTIs).	32.792	23.615	12.718	5.500	6.560	0.000
11.	Clinical Training (RTIs)(UNFA)	77.148	37.558	26.733	14.000	17.000	6.000
12.	National Research Institute of Fertility Control (NRIFC) (USAID)	28.880	10.317	7.685	4.000	5.560	1.400
13.	National Research Institute of Reproductive Physiology (NRIRP)(USAID).	13.093	3.875	4.702	1.000	2.100	0.150
14.	National Institute of Population Studies (NIPS)(USAID).	47.240	14.840	15.851	8.000	12.000	4.000
15.	Population Study Centres	5.564	5.564	3.829	0.800	1.300	0.000
16.	Monitoring & Research Studies (UNFPA)	5.650	5.650	0.000	0.000	0.100	0.100

## POPULATION WELFARE PLANNING

(Million Rupees)

Sl. No.	Name and Location of the Schemes	Estimated Cost		Expenditure upto June 1990	Revised Expenditure for 1990-91	PSDP 1991-92	
		Total	Foreign Aid			Total PSDP	Foreign Aid
1	2	3	4	5	6	7	8
17.	Consultancy (USAID)	8.100	8.100	0.000	0.000	0.100	0.100
18.	Social Marketing of Contraceptives (USAID)	294.400	285.700	116.882	50.000	50.000	48.000
19.	Contraceptives Requirement & Distribution (USAID/UNFPA/ODA)	400.506	395.930	163.875	150.000	112.115	99.900
20.	Construction of Five Regional Training Institutes (ADB)	25.262	20.347	5.407	3.500	34.000	27.000
Total(Federal Programme)		1409.70	1007.01	500.87	293.880	311.165	189.750
<b>B. PROVINCIAL PROGRAMME</b>							
21.	Provincial & District Admn. Set-up	434.446	2.602	134.207	73.187	89.000	0.000
22.	Family Welfare Centres (UNFPA)	742.886	32.000	226.458	123.677	161.800	10.600
23.	Mobile Service Units (USAID/ODA)	74.307	0.000	0.000	2.914	9.000	1.800
24.	Reproductive Health Services (USAID/UNFPA)	235.055	167.147	45.858	25.617	40.000	16.000
25.	Traditional Birth Attendants (ODA)	66.755	0.500	0.315	4.625	13.500	2.300
26.	Population Welfare Programme through Provincial Line Departments	5.037	0.182	0.352	0.155	0.200	0.000
27.	Family Planning Inputs into Health Department (USAID)	20.184	20.184	3.331	1.319	0.500	0.500
28.	Registered Medical Practitioners (UNFPA)	3.275	3.275	0.088	1.530	2.000	2.000
29.	Communication Strategy	17.679	16.479	3.806	3.450	7.500	0.000
30.	Transport (USAID/UNFPA)	67.500	67.500	0.000	14.254	1.600	1.600
Total(Provincial Programme)		1667.12	309.87	414.42	250.728	325.100	34.800
Total(Population Welfare Programme)		3076.82	1316.88	915.28	544.608	636.265	224.550

---


---

**SOCIAL WELFARE**

---


---

(195—196)



**SOCIAL WELFARE**  
(Summary)

		(Million Rupees)	
Sl. No.	Name of the Sub-Sectors	PSDP 1991-92	
		Total PSDP	Foreign Aid
1	2	3	4
1.	Staff Welfare Services (Staff Welfare Organization)	14.079	0.000
2.	Special Education (D.G. Special Education)	42.500	0.000
3.	Social Welfare Services (Social Welfare Wing)	4.500	0.000
4.	Promotion of Voluntary Social Services (National Council of Social Welfare)	3.750	0.000
5.	Block Provision	25.250	0.000
	Total (Social Welfare)	90.079	0.000



## SOCIAL WELFARE

(Million Rupees)

Sl. No.	Name, Status and Location of the Scheme	Estimated Cost		Expenditure upto June 1990	Revised Expenditure for 1990-91	PSDP 1991-92	
		Total	Foreign Aid			Total PSDP	Foreign Aid
1	2	3	4	5	6	7	8
<b>A. ESTABLISHMENT DIVISION</b>							
=====							
Staff Welfare Organisation							
-----							
1.	Construction of Additional Building Near Ch.Rehmat Ali Community Centre, Islamabad	8.100	0.000	8.000	0.000	0.050	0.000
2.	Extension and Improvement in the Holiday Home, Murree	1.582	0.000	0.740	0.173	0.005	0.000
3.	Holiday Home, Murree (Grade 1-16)	9.768	0.000	0.000	0.481	0.005	0.000
4.	Construction of Hostel for Working Women at Islamabad (Revised)	18.000	0.000	10.324	0.019	4.079	0.000
5.	Construction of Community Centre at Islamabad	8.800	0.000	8.780	0.000	0.050	0.000
6.	Construction of Multi-purpose Community Centre at Federal Government Employees Colony Hasan Garhi, Peshawar	13.000	0.000	6.033	1.800	1.000	0.000
7.	Construction of Community Centre at Dhana Singhwala, Lahore	15.911	0.000	9.720	3.896	1.250	0.000
8.	Expansion of Welfare Projects and Facilities/Buildings & Welfare Amenities on New Small Schemes	9.900	0.000	5.016	0.962	0.025	0.000
9.	Construction of Community Centre at F.C. Area, Karachi	8.880	0.000	6.094	2.000	0.500	0.000
10.	Construction of Trade Training Centre, Islamabad	8.900	0.000	7.017	0.337	0.005	0.000
11.	Extension and Improvement in the Existing Building/Project and Establishment of Small Projects	9.782	0.000	7.775	0.577	0.005	0.000
12.	Construction of Extension of Parking Space and Other/Sundry Works in Aabpara Community Centre	8.645	0.000	1.870	0.433	1.500	0.000

## SOCIAL WELFARE

(Million Rupees)

Sl. No.	Name, Status and Location of the Scheme	Estimated Cost		Expenditure upto June 1990	Revised Expenditure for 1990-91	PSDP 1991-92	
		Total	Foreign Aid			Total PSDP	Foreign Aid
1	2	3	4	5	6	7	8
13.	Ladies Industrial Home-cum-work Order Centres, Karachi, Peshwar, Lahore	9.900	0.000	0.797	0.480	0.245	0.000
14.	Ladies Industrial Home at F-6 Sector Islamabad	2.495	0.000	1.640	0.048	0.400	0.000
15.	Holiday Home Ziarat	7.400	0.000	2.289	1.440	1.000	0.000
16.	Holiday Home Kinjhar Lake Thatta.	3.000	0.000	0.235	1.440	0.005	0.000
17.	Provision of Welfare Facilities to the Retired Government Servants & Dependents	16.820	0.000	1.000	1.154	0.400	0.000
18.	Establishment of Welfare Facilities and Provision of Welfare Projects for the Federal Government Employees in Northern Area	19.900	0.000	1.375	0.962	0.500	0.000
19.	Provision of Transport/Ambulance Service at Islamabad, Peshawar, Lahore, Quetta and Karachi	4.000	0.000	2.382	0.144	0.100	0.000
20.	Provision of Rehabilitation Aids to the Disabled Federal Government Employees and Their Dependents	5.000	0.000	0.770	0.960	0.250	0.000
21.	Hostel for Working Men at Islamabad	9.987	0.000	3.200	0.192	0.025	0.000
22.	Strengthening of Existing Welfare Institutions	9.890	0.000	1.000	0.481	0.005	0.000
23.	Stipend for the Purchase of Text Books, Note Books etc. for the School/College Going Children of the Federal Government Employees.	19.083	0.000	5.526	3.367	2.250	0.000
24.	Incentive for Talented Children of Federal Government Employees	9.490	0.000	2.072	0.577	0.400	0.000
25.	Training in Skill Trade for School/ College Drop Outs (Children of the F.G.E.)	6.250	0.000	0.000	0.096	0.025	0.000
Total (Establishment Division)		244.483	0.000	93.655	22.019	14.079	0.000

## SOCIAL WELFARE

(Million Rupees)

Sl. No.	Name, Status and Location of the Scheme	Estimated Cost		Expenditure upto June 1990	Revised Expenditure for 1990-91	PSDP 1991-92	
		Total	Foreign Aid			Total PSDP	Foreign Aid
1	2	3	4	5	6	7	8
<b>B. SPECIAL EDUCATION AND SOCIAL WELFARE DIVISION</b>							
<b>I. Special Education</b>							
26.	Local/Foreign Training of Teachers and Workers Employed in Schools of Special Education	8.056	0.000	0.298	0.300	0.000	0.000
27.	Overseas Development Administration Support and Manpower Development for Special Education	9.664	0.000	2.560	0.100	0.000	0.000
28.	National Special Education Centre for Hearing Impaired, Islamabad	91.516	0.000	21.500	8.761	6.000	0.000
29.	National Special Education Centre for Physically Handicapped, Islamabad	80.045	0.000	23.200	8.762	4.500	0.000
30.	National Special Education Centre for Mentally Retarded children, Islamabad	61.767	0.000	14.400	2.473	0.100	0.000
31.	National Special Education Centre for Integrated Education of Visually Handicapped, Islamabad	159.850	0.000	11.700	5.342	0.300	0.000
32.	National Special Education Primary Centre for Visually Handicapped, Islamabad	43.154	0.000	15.100	2.793	3.500	0.000
33.	Foreign Training and Equipment Support for Special Education of Physically Handicapped Children	8.056	0.000	0.298	0.300	0.000	0.000
34.	National Training Centre for Disabled Persons, Islamabad	13.700	0.000	6.000	4.000	1.000	0.000
35.	Pilot Project on Training of Teachers in Special Education for Visually Handicapped in Collaboration with Allama Iqbal Open University, Islamabad	3.000	0.000	1.506	0.456	0.250	0.000
36.	National Census of all Categories Disabled	9.000	0.000	2.357	0.005	0.000	0.000

## SOCIAL WELFARE

(Million Rupees)

Sl. No.	Name, Status and Location of the Scheme	Estimated Cost		Expenditure upto June 1990	Revised Expenditure for 1990-91	PSDP 1991-92	
		Total	Foreign Aid			Total PSDP	Foreign Aid
1	2	3	4	5	6	7	8
37.	National Talking Book Centre	3.900	0.000	0.600	0.456	0.250	0.000
38.	Special Education School for Mentally Retarded Children Phase-I, Islamabad	4.500	0.000	2.300	1.000	0.500	0.000
39.	Establishment of Special Education Sequence at Post-Graduate Level at the University of the Punjab	9.500	0.000	1.702	0.005	0.250	0.000
40.	Establishment of Special Education Sequence at Post Graduate Level at the University of Karachi	9.500	0.000	1.700	0.800	0.500	0.000
41.	Special Education Centres at the Provincial Level in Pakistan	170.000	0.000	16.600	11.940	15.000	0.000
42.	Special Education Centres at Divisional/District Headquarter level in Pakistan	668.960	0.000	12.800	5.566	0.100	0.000
43.	National Institute for Special Education, Islamabad Phase-II	14.100	0.000	5.102	4.000	1.775	0.000
44.	Establishment of Special Education Centres for Hearing Impaired Children (Phase-II) Islamabad.	17.267	0.000	1.800	2.200	0.556	0.000
45.	National Institute for Handicapped, Islamabad	46.260	0.000	19.600	6.000	4.000	0.000
46.	Expansion of Sir Syed Academy of Special Education, Rawalpindi	5.575	0.000	0.000	1.000	0.250	0.000
47.	National Trust for Disabled	0.000	0.000	0.000	165.086	0.000	0.000
48.	Printing and Publication of Book for the Welfare of the Handicapped	5.000	0.000	0.000	0.100	0.000	0.000
49.	Early Detection, Prevention & Community Based Rehabilitation for Children with Disability	19.950	0.000	0.000	2.500	0.670	0.000
50.	Vocational Training Centre for Disabled at Karachi	7.441	0.000	0.000	1.100	0.500	0.000

## SOCIAL WELFARE

(Million Rupees)

Sl. No.	Name, Status and Location of the Scheme	Estimated Cost		Expenditure upto June 1990	Revised Expenditure for 1990-91	PSDP 1991-92	
		Total	Foreign Aid			Total PSDP	Foreign Aid
1	2	3	4	5	6	7	8
51.	Pilot Project for Emergent Manpower Development	3.76	0.000	0.850	0.300	0.000	0.000
52.	Transport Support for Special Education Centres, Islamabad (Revised)	19.960	0.000	0.000	6.960	2.500	0.000
	Total (Special Education)	1493.481	0.000	161.973	242.305	42.500	0.000
II. Social welfare Services							
53.	Grant-in-aid for Social Work Education to Universities, Lahore, Jamshoro, Karachi, Peshawar and Quetta	1.850	0.000	0.529	0.050	0.028	0.000
54.	Grant-in-aid for Social Work Education to Colleges	1.800	0.000	1.493	0.050	0.028	0.000
55.	Rural Community Development Project, Islamabad	4.418	0.000	2.077	0.705	0.347	0.000
56.	Services for Children in Difficult Circumstances	11.386	0.000	0.000	0.109	0.060	0.000
57.	Social Services (Medical) Project District Hospital Gilgit	1.526	0.000	0.104	0.221	0.122	0.000
58.	School Social Work Project Islamabad	1.934	0.00	0.945	0.34	0.148	0.000
60.	Rural Community Development Project, Chitral	4.200	0.00	0.020	0.475	0.285	0.000
61.	Establishment of Silai Markaz at Rawalpindi	9.324	0.000	8.044	0.500	0.275	0.000
62.	Model Child Welfare Centre Hummak Islamabad	4.096	0.000	2.096	0.590	0.289	0.000
63.	Local/Foreign Training of Social Welfare Personnel in Public and Private Sector	7.935	0.000	0.100	0.010	0.005	0.000
64.	Grant-in-aid to Voluntary Social Welfare Agencies Dealing with Senior Citizens	1.200	0.000	0.670	0.073	0.040	0.000
65.	Survey of the Elderly People	1.000	0.000	0.300	0.000	0.083	0.000

## SOCIAL WELFARE


(Million Rupees)

Sl. No.	Name, Status and Location of the Scheme	Estimated Cost		Expenditure upto June 1990	Revised Expenditure for 1990-91	PSDP 1991-92	
		Total	Foreign Aid			Total PSDP	Foreign Aid
1	2	3	4	5	6	7	8
66.	Study of Causes & Nature of Child Labour	1.50	0.000	0.610	0.000	0.005	0.000
67.	Social Service Medical Project T.B. Centre Rawalpindi	1.63	0.000	0.515	0.189	0.104	0.000
68.	Social Service Medical Project Civil Hospital, Chitral	1.16	0.000	0.018	0.250	0.164	0.000
69.	Construction of Silai Markaz Karachi	14.336	0.000	0.000	0.523	0.347	0.000
70.	Construction of Silai Markaz Islamabad	17.984	0.000	4.532	0.931	0.393	0.000
71.	Social Services Medical Project Shaikh Zayed Hospital Complex Lahore	1.063	0.000	0.466	0.192	0.096	0.000
72.	Social Services Medical Project National Institute of Cardiovascular Diseases Karachi	1.063	0.000	0.304	0.160	0.110	0.000
73.	Social Services Medical Project Jinnah Postgraduate Medical Centre Karachi	3.280	0.000	0.546	0.183	0.152	0.000
74.	Social Welfare Training Institute Islamabad	7.600	0.000	3.007	1.171	0.640	0.000
75.	Social Services Medical Project District HQ Hospital Skardu	1.526	0.000	0.293	0.220	0.110	0.000
76.	Comprehensive Community Centre Chilas	2.837	0.000	0.072	0.387	0.143	0.000
77.	Senior Citizens Club at Quetta	2.437	0.000	0.000	0.298	0.190	0.000
78.	Senior Citizens Club at Karachi	2.437	0.000	0.000	0.304	0.050	0.000
79.	Senior Citizens Club at Lahore	2.437	0.000	0.000	0.295	0.050	0.000
80.	Senior Citizens Club at Peshawar	2.437	0.000	0.000	0.287	0.050	0.000
81.	Urban Community Development Project Jacobabad	4.200	0.000	0.087	0.548	0.191	0.000
Total (Social Welfare Services)		118.835	0.000	26.828	8.965	4.500	0.000

## SOCIAL WELFARE

(Million Rupees)

Sl. No.	Name, Status and Location of the Scheme	Estimated Cost		Expenditure upto June 1990	Revised Expenditure for 1990-91	PSDP 1991-92	
		Total	Foreign Aid			Total PSDP	Foreign Aid
1	2	3	4	5	6	7	8
<b>III. National Council of Social Welfare</b>							
82.	Financial Support and Technical Assistance to the Voluntary Social Welfare Agencies Through the National Council of Social Welfare	38.478	0.000	32.478	5.000	2.600	0.000
83.	Cell to Overseas Programme of the Voluntary Agencies Dealing with the Disabled	1.126	0.000	0.823	0.053	0.110	0.000
84.	Grant for Self-Help Projects (On all Pakistan Basis)	9.734	0.000	3.834	1.000	0.500	0.000
85.	Grant for Evaluative Research Studies and Publication of Literature (On All Pakistan Basis)	6.000	0.000	0.845	0.100	0.310	0.000
86.	Grant for Holding Social Welfare Conferences (On All Pakistan Basis)	2.344	0.000	1.344	0.334	0.125	0.000
87.	Supportive Assistance to Voluntary Social Welfare Agencies Dealing with Welfare and Rehabilitation of Disabled, Lepers and Patients including T.B. Patients	6.011	0.000	3.147	0.013	0.055	0.000
88.	Library Resource & Dissemination Centre	7.000	0.000	0.000	0.000	0.050	0.000
	<b>Total (N.C.S.W.)</b>	<b>70.693</b>	<b>0.000</b>	<b>42.471</b>	<b>6.500</b>	<b>3.750</b>	<b>0.000</b>
89.	Block Provision	0.000	0.000	0.000	0.000	25.250	0.000
	<b>Total (Spl. Educ. &amp; S.W. Div.)</b>	<b>1683.009</b>	<b>0.000</b>	<b>231.272</b>	<b>257.770</b>	<b>76.000</b>	<b>0.000</b>
	<b>Total (Social Welfare)</b>	<b>1927.492</b>	<b>0.000</b>	<b>324.927</b>	<b>279.789</b>	<b>90.079</b>	<b>0.000</b>



---


---

**RESEARCH, STATISTICS & PLANNING**

---

---

(207—208)



## RESEARCH, STATISTICS AND PLANNING

(Rupees Million)

Sl. No.	Name, Status and Location of the Scheme	Estimated Cost		Expenditure upto June, 1990	Revised Expenditure for 1990-91	PSPD 1991-92	
		Total	Foreign Aid			Total PSDP	Foreign Aid
1	2	3	4	5	6	7	8
<b>A. STATISTICS DIVISION</b>							
1.	National Household Survey Capability Programme (NHSCP) Whole Pakistan (CIDA/UNDP)	25.720	25.720	20.110	3.630	0.945	0.945
2.	Pakistan Integrated Household Survey Project, Islamabad (Totally Foreign Aided)(IDA/UNDP)	15.830	15.830	6.459	4.737	2.317	2.317
3.	Improvement of National Accounts Statistics (INAS) of Pakistan (Federal)(Netherlands)	45.270	45.270	34.051	7.500	2.000	2.000
4.	Census Establishment (Small Scale Industries)(IDA)	26.943	8.500	18.443	8.500	0.250	0.250
5.	Replacement & Modernization of Computer Facilities of the Federal Bureau of Statistics (Islamabad, Lahore, Peshwar & Karachi)(UNDP)	154.500	80.500	73.331	8.000	4.000	0.000
Total (Statistics Division):		268.263	175.820	152.394	32.367	9.512	5.512
<b>B. CABINET DIVISION</b>							
6.	Upgradation and Modernization of Facilities of Pakistan Computer Bureau, Islamabad	28.941	0.000	28.864	0.077	4.000	0.000
7.	Establishment of Software Research & Development Facilities (PCB), Islamabad	9.550	0.000	0.000	0.679	0.375	0.000
8.	Purchase of Land & Construction of Building for National Language Authority at Islamabad	9.983	0.000	0.000	2.016	1.000	0.000
Total (Cabinet Division)		48.474	0.000	28.864	2.772	5.375	0.000
<b>C. INTERIOR DIVISION</b>							
9.	Automation of Registration Scheme	64.100	0.000	0.000	14.400	40.000	0.000
Total (Interior Division):		64.100	0.000	0.000	14.400	40.000	0.000
<b>D. PLANNING &amp; DEVELOPMENT DIVISION</b>							
10.	Economic Research Programme (Unapp)	0.000	0.000	0.000	2.886	3.850	0.000

## RESEARCH, STATISTICS AND PLANNING

(Rupees Million)

Sl. No.	Name, Status and Location of the Scheme	Estimated Cost		Expendi- ture upto June, 1990	Revised Expendi- ture for 1990-91	PSPD 1991-92	
		Total	Foreign Aid			Total PSPD	Foreign Aid
1	2	3	4	5	6	7	8
11.	Hiring of short-term consultants	11.500	0.000	0.211	0.760	0.500	0.000
12.	Pakistan Planning and Management Institution	8.970	0.000	0.100	0.480	6.000	0.000
13.	Planning Assistance Project (UNDP)	59.500	58.500	0.000	0.000	0.300	0.050
	Total(Planning & Developmnet Division)	79.970	58.500	0.311	4.126	10.650	0.050
<b>E. ECONOMIC AFFAIRS DIVISION</b>							
14.	Computerisation of EAD data (UNDP)	8.828	8.000	0.000	4.300	2.164	2.000
	Total (Economic Affairs Division)	8.828	8.000	0.000	4.300	2.164	2.000
<b>F. FINANCE DIVISION</b>							
15.	Performance Audit (Dutch)	32.695	28.730	1.200	1.248	0.313	0.000
16.	Automization of Federal Budget					1.000	0.000
	Total (Finance Division)	32.695	28.730	1.200	1.248	1.313	0.000
<b>G. SPECIAL AREAS</b>							
17.	Azad Kashmir	0.000	0.000	0.000	0.000	0.750	0.000
18.	FATA	0.000	0.000	0.000	0.000	0.791	0.000
	Total(Special Areas)	0.000	0.000	0.000	0.000	1.541	0.000
	Total(Res. Stat & Planning)	502.330	271.050	182.769	59.213	70.555	7.562