

**GOVERNMENT OF PAKISTAN  
PLANNING COMMISSION  
(PROGRAMMING SECTION)**



**FEDERAL GOVERNMENT  
PUBLIC SECTOR DEVELOPMENT  
PROGRAMME  
1990-91**

**JUNE 1990**

**PUBLIC SECTOR DEVELOPMENT PROGRAMME 1990-91**  
**TABLE OF CONTENTS**

	<i>Page</i>
<b>A. SUMMARY TABLES</b>	
I. Budgetary Public Sector Development Programme	(iii)
II. Federal Budgetary Public Sector Development Programme	(v)
III. Broad Details by Development Sectors	(vii)
IV. Broad Details by Administrative Ministries/Divisions	(xiii)
<b>B. PRODUCTION SECTORS</b>	
1. Agriculture	3
2. Fertilizer Subsidy	17
3. Industry	21
4. Minerals	27
<b>C. INFRASTRUCTURE SECTORS</b>	
5. Water	35
6. Power	43
7. Fuels	51
8. Transport and Communications	61
9. Physical Planning and Housing	75
10. Rural Roads & Model Villages	93
<b>D. SOCIAL DEVELOPMENT &amp; HUMAN RESOURCES SECTORS</b>	
11. Education and Training	101
12. Science and Technology	125
13. Health and Nutrition	137
14. Mass Media	147
15. Culture Sports and Tourism	153
16. Manpower and Employment	163
17. Women's Development Programme	169
18. Population Welfare Programme	173
19. Social Welfare Programme	181
20. Research, Statistics & Planning	191
<b>E. PUBLIC CORPORATIONS</b> <i>(Budgetary Development Programme)</i>	
1. Water and Power Development Authority	197
2. Telegraph and Telephones	207
3. Pakistan Railways	217
<b>F. PUBLIC CORPORATIONS</b> <i>(Outside Budget)</i>	
1. Public Sector Corporations	223

---

---

**PUBLIC SECTOR DEVELOPMENT  
PROGRAMME 1990-91**

**A. SUMMARY TABLES**

---

---


(i-ii)

# BUDGETARY PUBLIC SECTOR DEVELOPMENT PROGRAMME

(SUMMARY)

(Million Rupees) ✓

Sl No	SECTORS	Allocation for 1990-91	
		Total PSDP	Foreign Aid
1	2	3	4
<b>A. FEDERAL GOVERNMENT</b>			
1	AGRICULTURE	1,254.206	892.827
2	FERTILIZER SUBSIDY	1,250.600	0.000
3	INDUSTRY	114.185	24.125
4	MINERALS	61.861	10.000
5	WATER	5,476.099	3,353.155
6	POWER	16,603.362	8,000.000
7	FUELS	3,232.173	434.838
8	TRANSPORT & COMM.	8,107.113	4,513.400
9	PHYS. PLNG. & HOUSING	797.356	0.000
10	MASS MEDIA	378.096	0.000
11	RURAL ROADS & M.V.	631.336	314.680
12	SCIENCE & TECHNOLOGY	400.981	27.100
13	EDUCATION	1,578.055	77.098
14	HEALTH	1,723.515	364.869
15	CULT. SPORTS & TOURISM	602.507	0.000
16	MANPOWER & EMPLOYMENT	308.321	187.367
17	WOMEN'S DEVELOPMENT	211.640	0.000
18	POPULATION WELFARE	598.364	185.262
19	SOCIAL WELFARE	110.726	0.000
20	RES/STAT & PLANNING	63.848	29.521
21	PEOPLE'S PROGRAMME	3,000.000	0.000
22	SPECIAL DEV. PROGRAMME	5,300.000	570.211
Total (Federal PSDP)		51,804.344	18,984.453
Less Shortfall		3,504.344	0.000
Total (Net-Federal PSDP)		48,300.000	18,984.453
<b>B. PROVINCES</b>			
23	Provincial Programme	14,700.000	120.585
Total (PSDP)		63,000.000	19,105.038




# FEDERAL BUDGETARY PUBLIC SECTOR DEVELOPMENT PROGRAMME

(Summary by Development Sectors)

(Million Rupees)

Sl. No.	Name of the Sector	Allocation for 1990-91	
		Total PSDP	Foreign Aid
1	2	3	4
A. PRODUCTION SECTORS		2,680.852	926.952
	1. Agriculture	1,254.206	892.827
	2. Subsidy on Fertilizer	1,250.600	0.000
	3. Industry	114.185	24.125
	4. Minerals	61.861	10.000
B. INFRASTRUCTURE SECTORS		34,847.439	16,616.073
	5. Water	5,476.099	3,353.155
	6. Power	16,603.362	8,000.000
	7. Fuels	3,232.173	434.838
	8. Transport and Communications	8,107.113	4,513.400
	9. Physical Planning & Housing	797.356	0.000
	10. Rural Development	631.336	314.680
C. SOCIAL DEVELOPMENT AND HUMAN RESOURCES SECTORS		5,976.053	871.217
	11. Education and Training	1,578.055	77.098
	12. Science and Technolgy	400.981	27.100
	13. Health and Nutrition	1,723.515	364.869
	14. Mass Media	378.096	0.000
	15. Cul., Sports, Tourism & Youth	602.507	0.000
	16. Manpower and Employment	308.321	187.367
	17. Women's Development	211.640	0.000
	18. Population Welfare	598.364	185.262
	19. Social Welfare Progrmme	110.726	0.000
	20. Research, Stat. & Planning	63.848	29.521
D. SPECIAL DEVELOPMENT PROGRAMME		5,300.000	570.211
E. PEOPLE's PROGRAMME		3,000.000	0.000
Total (Gross)		51,804.344	18,984.453
Less Shortfall		3,504.344	0.000
Total (Net-PSDP)		48,300.000	18,984.453



## BROAD DETAILS BY DEVELOPMENT SECTORS

(Million Rupees)

Sl. No.	Name of the Sector	Allocation for 1990-91	
		Total PSDP	Foreign Aid
1	2	3	4
<b>1. AGRICULTURE</b>			
	(a) Food and Agriculture Division	386.432	304.505
	(b) Livestock Division	196.756	163.298
	(c) Agriculture Research Division	120.250	103.546
	(d) Industries Division	23.858	0.000
	(e) Ministry of Education	82.600	33.848
	(f) Interior Division	5.984	0.000
	(g) Narcotics Division	169.238	168.294
	(h) Planning and Development Div.	14.238	1.200
	(i) Statistics Division	22.126	22.126
	(j) Azad Kashmir	160.946	96.010
	(k) Northern Areas	25.726	0.000
	(l) FATA	46.052	0.000
	<b>Total (Agriculture)</b>	1,254.206	892.827
<b>2. SUBSIDY ON FERTILIZER</b>			
	(a) Food and Agriculture Division	1,250.600	0.000
	<b>Total (Subsidy on Fertilizer)</b>	1,250.600	0.000
<b>3. INDUSTRY</b>			
	(a) M/O Production	48.100	0.000
	(b) Industries Division	24.660	14.125
	(c) Commerce Division	2.597	0.000
	(d) Planning and Development Div.	10.582	10.000
	(e) Azad Kashmir	22.281	0.000
	(f) Northern Areas	1.412	0.000
	(g) FATADC	4.553	0.000
	<b>Total (Industry)</b>	114.185	24.125

(Million Rupees)

Sl. No.	Name of the Sector	Allocation for 1990-91	
		Total PSDP	Foreign Aid
1	2	3	4
<b>4. MINERALS</b>			
	(a) Ministry of Petroleum and Natural Resources	37.518	10.000
	(b) Planning and Development Div.	0.000	0.000
	(c) Azad Kashmir	11.228	0.000
	(d) Northern Areas	0.252	0.000
	(e) FATADC	12.863	0.000
	<b>Total (Minerals)</b>	<b>61.861</b>	<b>10.000</b>
<b>5. WATER</b>			
	(a) M/O Water and Power	5,211.037	3,195.420
	(b) Food and Agriculture Division	154.330	154.330
	(c) Aviation Division	4.692	3.405
	(d) Defence Division	1.923	0.000
	(e) Azad Kashmir	13.101	0.000
	(f) Northern Areas	7.062	0.000
	(g) FATADC	83.954	0.000
	<b>Total (Water)</b>	<b>5,476.099</b>	<b>3,353.155</b>
<b>6. POWER</b>			
	(a) Ministry of Water and Power	16,125.044	8,000.000
	(b) President Secretariat	93.773	0.000
	(c) Interior Division	0.000	0.000
	(d) Azad Kashmir	177.786	0.000
	(e) Northern Areas	97.859	0.000
	(f) FATA	108.900	0.000
	<b>Total (Power)</b>	<b>16,603.362</b>	<b>8,000.000</b>
<b>7. FUELS</b>			
	(a) M/O Petroleum and Natural Resources	3,142.103	354.180
	(b) Planning & Development Division	90.070	80.658
	<b>Total (Fuels)</b>	<b>3,232.173</b>	<b>434.838</b>

\* Including Rs.2007.300 Million Self Financing by OGDC.

(Million Rupees)

Allocation for 1990-91			
Sl. No.	Name of the Sector	Total PSDP	Foreign Aid
1	2	3	4
<b>8. TRANSPORT AND COMMUNICATIONS</b>			
	(a) M/O Communications	6,097.168	3,607.400
	(b) M/O Railways	1,452.620	902.000
	(c) Planning and Development Div.	16.354	4.000
	(d) Aviation Division	12.923	0.000
	(e) Defence Division	2.310	0.000
	(f) Azad Kashmir	219.892	0.000
	(g) Northern Areas	173.523	0.000
	(h) FATA	132.323	0.000
	<b>Total (Transport &amp; Commn.)</b>	<b>8,107.113</b>	<b>4,513.400</b>
<b>9. PHYSICAL PLANNING AND HOUSING</b>			
	(a) Cabinet Division	192.592	0.000
	(b) Works Division	288.461	0.000
	(c) Interior Division	65.308	0.000
	(d) M/O Foreign Affairs	6.539	0.000
	(e) M/O Religious Affairs	2.886	0.000
	(f) Environment & U. A. Division	0.481	0.000
	(g) Justice Division	0.962	0.000
	(h) Commerce Division	3.000	0.000
	(i) Azad Kashmir	82.342	0.000
	(j) Northern Areas	48.425	0.000
	(k) FATA	85.416	0.000
	(l) FATADC	2.666	0.000
	(m) F.C Levies/Thanas	18.278	0.000
	<b>Total (Phy. Planning &amp; Housing)</b>	<b>797.356</b>	<b>0.000</b>
<b>10. RURAL ROADS &amp; MODEL VILLAGES</b>			
	(a) Local Govt. & Rural Dev. Div.	331.174	180.000
	(b) Interior Division	19.988	0.000
	(c) Narcotics Division	134.680	134.680
	(d) Azad Kashmir	87.022	0.000
	(e) Northern Areas	48.425	0.000
	(f) FATA	10.047	0.000
	<b>Total (Rural Roads &amp; MV)</b>	<b>631.336</b>	<b>314.680</b>

(Million Rupees)

Sl. No.	Name of the Sector	Allocation for 1990-91	
		Total PSDP	Foreign Aid
1	2	3	4
<b>11. EDUCATION AND TRAINING</b>			
	(a) M/O Education	1,274.322	77.098
	(b) Establishment Division	17.845	0.000
	(c) Azad Kashmir	96.209	0.000
	(d) Northern Areas	49.938	0.000
	(e) FATA	139.741	0.000
	<b>Total (Education &amp; Training)</b>	<b>1,578.055</b>	<b>77.098</b>
<b>12. SCIENCE AND TECHNOLOGY</b>			
	(a) M/O Science and Technology	400.981	27.100
	<b>Total (Science &amp; Tech.)</b>	<b>400.981</b>	<b>27.100</b>
<b>13. HEALTH AND NUTRITION</b>			
	(a) Health Division	1,539.730	347.288
	(b) Interior Division	3.712	0.000
	(c) Planning & Development Div.	2.886	0.000
	(d) Narcotics Division	17.581	17.581
	(e) Azad Kashmir	61.758	0.000
	(f) Northern Areas	20.177	0.000
	(g) FATA	77.671	0.000
	<b>Total (Health &amp; Nutr.)</b>	<b>1,723.515</b>	<b>364.869</b>
<b>14. MASS MEDIA</b>			
	(a) M/O Information & Broadcasting	378.096	0.000
	(b) Planning & Development Div.	0.000	0.000
	<b>Total (Mass Media)</b>	<b>378.096</b>	<b>0.000</b>

\* Including Rs. 342.014 Million self financing by PTVC.

(Million Rupees)

Sl. No.	Name of the Sector	Allocation for 1990-91	
		Total PSDP	Foreign Aid
1	2	3	4
15. CULTURE, SPORTS, TOURISM AND YOUTH			
	(a) Culture and Sports Division	62.530	0.000
	(b) Tourism Division	25.012	0.000
	(c) Youth Affairs Division	513.468	0.000
	(d) Azad Kashmir	1.497	0.000
	Total (C,S,T & Youth)	602.507	0.000
16. MANPOWER AND EMPLOYMENT			
	(a) Manpower Division	304.954	184.000
	(b) Labour Division	2.405	2.405
	(c) Planning & Development Div.	0.962	0.962
	Total (Manpower & Emp.)	308.321	187.367
17. WOMEN'S DEVELOPMENT			
	(a) Women's Division	211.640	0.000
	Total (Women's Dev.)	211.640	0.000
18. POPULATION WELFARE PROGRAMME			
	(a) Population Welfare Div.	598.364	185.262
	Total (Population Welf.)	598.364	185.262
19. SOCIAL WELFARE			
	(a) Special Education and Social Welfare Division	89.562	0.000
	(b) Establishment Division	21.164	0.000
	Total (Social Welfare)	110.726	0.000


(Million Rupees)

Sl. No.	Name of the Sector	Allocation for 1990-91	
		Total PSDP	Foreign Aid
1	2	3	4
20. RESEARCH, STATISTICS AND PLANNING			
	(a) Planning & Development Div.	7.504	2.000
	(b) Statistics Division	21.347	13.651
	(c) Cabinet Division	2.777	0.000
	(d) Finance Division	1.251	0.300
	(e) Interior Division	14.430	0.000
	(f) Economic Affairs Divison	8.300	8.000
	(g) Azad Kashmir	6.774	5.570
	(h) Northern Areas	0.505	0.000
	(i) FATA	0.960	0.000
	Total (R.S. & P)	63.848	29.521
21. PEOPLE'S PROGRAMME			
	(a) Local Govt. & Rural Dev. Div.	3,000.000	0.000
	Total (People's Prg.)	3,000.000	0.000
22. SPECIAL DEVELOPMENT PROGRAMME			
	(a) Special Dev. Prog.	5,300.000	570.211
	Total (S.D.P)	5,300.000	570.211
	Total--Federal PSDP (Gross)	51,804.344	18,984.453
	Less shortfall	3,504.344	0.000
	Total--Federal PSDP (Net)	48,300.000	18,984.453

## BROAD DETAILS BY ADMINISTRATIVE MINISTRIES/DIVISIONS

(Million Rupees)

Sl. No.	Name of the Sector	Allocation for 1990-91	
		Total PSDP	Foreign Aid
1	2	3	4
<hr style="border-top: 1px dashed black;"/>			
1.	Food and Agriculture Division	1,791.362	458.835
2.	Livestock Division	196.756	163.298
3.	Agriculture Research Division	120.250	103.546
4.	Planning and Development Division	142.596	98.820
5.	Ministry of Education	1,356.922	110.946
6.	Statistics Division	43.473	35.777
7.	Ministry of Interior	109.422	0.000
8.	Narcotics Division	321.499	320.555
9.	Ministry of Production	48.100	0.000
10.	Ministry of Industries	48.518	14.125
11.	Finance Division	1.251	0.300
12.	Cabinet Division	195.369	0.000
13.	Ministry of Commerce	5.597	0.000
14.	M/o Petroleum & Natural Resources	3,179.621	364.180
15.	President Secretariat	93.773	0.000
16.	Ministry of Water and Power	21,336.081	11,195.420
17.	Aviation Division	17.615	3.405
18.	Defence Division	4.233	0.000
19.	Ministry of Communications	6,097.168	3,607.400
20.	Ministry of Railways	1,452.620	902.000
21.	Works Division	288.461	0.000
22.	Ministry of Foreign Affairs	6.539	0.000
23.	Ministry of Religious Affairs	2.886	0.000
24.	Environment & Urban Affairs Div.	0.481	0.000
25.	Justice & Parliamentary Aff. Div.	0.962	0.000
26.	M/o Information and Broadcasting	378.096	0.000
27.	Local Government and R.D. Div.	3,331.174	180.000
28.	Ministry of Science and Technology	400.981	27.100
29.	Establishment Division	39.009	0.000
30.	Health Division	1,539.730	347.288
31.	Culture and Sports Division	62.530	0.000
32.	Youth Affairs Division	513.468	0.000
33.	Tourism Division	25.012	0.000
34.	Manpower Division	304.954	184.000
35.	Labour Division	2.405	2.405
36.	Women's Division	211.640	0.000
37.	Population Welfare Division	598.364	185.262
38.	Special Educ. & Social Welfare Div.	89.562	0.000
39.	Economic Affairs Division	8.300	8.000
40.	Kashmir Aff. & Northern Aff. Div.	1,414.140	101.580
41.	States & Frontier Regions Div.	723.424	0.000
<hr style="border-top: 1px dashed black;"/>			
Total (Gross-Agencies)		46,504.344	18,414.242
Less Shortfall		3,504.344	0.000
<hr style="border-top: 1px dashed black;"/>			
Total (Net-Agencies)		43,000.000	18,414.242
<hr style="border-top: 1px dashed black;"/>			



PUBLIC SECTOR DEVELOPMENT PROGRAMME 1990-91  
(Broad Detail by Administrative Agencies)

(Million Rupees)

Sl. No.	Name of the Sector	Allocation for 1990-91	
		Total PSDP	Foreign Aid
1	2	3	4
-----			
1.	FOOD AND AGRICULTURE DIV.		
	(a) Agriculture	386.432	304.505
	(b) Subsidy on Fertilizer	1,250.600	0.000
	(c) Water	154.330	154.330
	Total (F & Agri. Div.)	1,791.362	458.835
-----			
2.	LIVESTOCK DIVISION		
	(a) Agriculture	196.756	163.298
	Total (Livestock Div.)	196.756	163.298
-----			
3.	AGRICULTURE RESEARCH DIVISION		
	(a) Agriculture	120.250	103.546
	Total (A.R. Div.)	120.250	103.546
-----			
4.	PLANNING & DEVELOPMENT DIVISION		
	(a) Agriculture	14.238	1.200
	(b) Industry	10.582	10.000
	(c) Minerals	0.000	0.000
	(d) Fuels	90.070	80.658
	(e) Transport & Communications	16.354	4.000
	(f) Mass Media	0.000	0.000
	(g) Health & Nutrition	2.886	0.000
	(h) Manpower & Employment	0.962	0.962
	(i) Research, Statistics & Plng.	7.504	2.000
	Total (Planning Div.)	142.596	98.820
-----			

(Million Rupees)

Sl. No.	Name of the Sector	Allocation for 1990-91	
		Total PSDP	Foreign Aid
1	2	3	4
-----			
5.	MINISTRY OF EDUCATION		
	(a) Agriculture	82.600	33.848
	(b) Education	1,274.322	77.098
	Total (M/o Education)	1,356.922	110.946
-----			
6.	STATISTICS DIVISION		
	(a) Agriculture	22.126	22.126
	(b) Research, Stat. & Planning	21.347	13.651
	Total (Statistics Div.)	43.473	35.777
-----			
7.	MINISTRY OF INTERIOR		
	(a) Agriculture	5.984	0.000
	(b) Power	0.000	0.000
	(c) Physical Planning & Housing	65.308	0.000
	(d) Rural Roads & M.V.	19.988	0.000
	(e) Health & Nutrition	3.712	0.000
	(f) Research, Stat. & Planning	14.430	0.000
	Total (Ministry Interior)	109.422	0.000
-----			
8.	NARCOTICS DIVISION		
	(a) Agriculture	169.238	168.294
	(b) Rural Roads & M.V.	134.680	134.680
	(c) Health & Nutrition	17.581	17.581
	Total (Narcotics Division)	321.499	320.555
-----			
9.	MINISTRY OF PRODUCTION		
	(a) Industry	48.100	0.000
	Total (Ministry Production)	48.100	0.000
-----			
10.	MINISTRY OF INDUSTRIES		
	(a) Agriculture	23.858	0.000
	(b) Industry	24.660	14.125
	Total (Ministry Industries)	48.518	14.125
-----			

(Million Rupees)

Sl. No.	Name of the Sector	Allocation for 1990-91	
		Total PSDP	Foreign Aid
1	2	3	4
11. FINANCE DIVISION			
	(a) Research, Statistics & Planning	1.251	0.300
	Total (Finance Div.)	1.251	0.300
12. CABINET DIVISION			
	(a) Physical Planning & Housing	192.592	0.000
	(b) Research, Statistics & Planning	2.777	0.000
	Total (Cabinet Div.)	195.369	0.000
13. MINISTRY OF COMMERCE			
	(a) Industry	2.597	0.000
	(b) Physical Planning & Housing	3.000	0.000
	Total (Ministry Commerce)	5.597	0.000
14. M/o PETROLEUM & NATURAL RESOURCES			
	(a) Minerals	37.518	10.000
	(b) Fuels	3,142.103	354.180
	Total (M/o Petroleum & N.R.)	3,179.621	364.180
15. PRESIDENT SECRETARIAT (PAEC)			
	(a) Power	93.773	0.000
	Total (P.A.E.C.)	93.773	0.000

(Million Rupees)

Sl. No.	Name of the Sector	Allocation for 1990-91	
		Total PSDP	Foreign Aid
1	2	3	4
16. MINISTRY OF WATER & POWER			
	(a) Water	5,211.037	3,195.420
	(b) Power	16,125.044	8,000.000
	Total (M/o Water & Power)	21,336.081	11,195.420
17. AVIATION DIVISION			
	(a) Water	4.692	3.405
	(b) Transport & Communications	12.923	0.000
	Total (Aviation Div.)	17.615	3.405
18. DEFENCE DIVISION			
	(a) Water	1.923	0.000
	(b) Transport & Communications	2.310	0.000
	Total (Defence Div.)	4.233	0.000
19. MINISTRY OF COMMUNICATIONS			
	(a) Transport and Communications	6,097.168	3,607.400
	Total (M/o Communications)	6,097.168	3,607.400
20. MINISTRY OF RAILWAYS			
	(a) Transport and Communications	1,452.620	902.000
	Total (M/o Railways)	1,452.620	902.000
21. WORKS DIVISION			
	(a) Physical Planning & Housing	288.461	0.000
	Total (Works Div.)	288.461	0.000

(Million Rupees)

Sl. No.	Name of the Sector	Allocation for 1990-91	
		Total PSPD	Foreign Aid
1	2	3	4
22. MINISTRY OF FOREIGN AFFAIRS			
	(a) Physical Planning & Housing	6.539	0.000
	Total (M/o Foreign Affairs)	6.539	0.000
23. MINISTRY OF RELIGIOUS AFFAIRS			
	(a) Physical Planning & Housing	2.886	0.000
	Total (M/o Religious Affairs)	2.886	0.000
24. ENVIRONMENT & URBAN AFFAIRS DIV.			
	(a) Physical Planning & Housing	0.481	0.000
	Total (E & U.A. Div.)	0.481	0.000
25. JUSTICE & P.A. DIVISION			
	(a) Physical Planning & Housing	0.962	0.000
	Total (J & PA Div.)	0.962	0.000
26. MINISTRY OF INFORMATION & BROADCASTING			
	(a) Mass Media	378.096	0.000
	Total (M/o Inf. & Broadcasting)	378.096	0.000
27. LOCAL GOVERNMENT AND RURAL DEVELOPMENT DIVISION			
	(a) Rural Roads & Model Villages	331.174	180.000
	(b) People's Programme	3,000.000	0.000
	Total (M/O LG & RD)	3,331.174	180.000

(Million Rupees)

Sl. No.	Name of the Sector	Allocation for 1990-91	
		Total ESDP	Foreign Aid
1	2	3	4
-----			
28. MINISTRY OF SCIENCE AND TECHNOLOGY			
	(a) Science & Technology	400.981	27.100
	Total (M/o Science & Tech.)	400.981	27.100
-----			
29. ESTABLISHMENT DIVISION			
	(a) Education & Training	17.845	0.000
	(b) Social Welfare	21.164	0.000
	Total (Establishment Div.)	39.009	0.000
-----			
30. HEALTH DIVISION			
	(a) Health & Nutrition	1,539.730	347.288
	Total (Health Div.)	1,539.730	347.288
-----			
31. CULTURE & SPORTS DIVISION			
	(a) Culture, Sports, Tourism & Youth	62.530	0.000
	Total (C & S Div.)	62.530	0.000
-----			
32. TOURISM DIVISION			
	(a) Culture, Sports, Tourism & Youth	25.012	0.000
	Total (Tourism Div.)	25.012	0.000
-----			
33. YOUTH AFFAIRS DIVISION			
	(a) Culture, Sports, Tourism & Youth	513.468	0.000
	Total (Y.A Div.)	513.468	0.000
-----			

(Million Rupees)


Sl. No.	Name of the Sector	Allocation for 1990-91	
		Total PSDP	Foreign Aid
1	2	3	4
<b>34. MANPOWER DIVISION</b>			
	(a) Manpower & Employment	304.954	184.000
	Total (Manpower Div.)	304.954	184.000
<b>35. LABOUR DIVISION</b>			
	(a) Manpower & Employment	2.405	2.405
	Total (Labour Div.)	2.405	2.405
<b>36. WOMEN'S DIVISION</b>			
	(a) Women's Development	211.640	0.000
	Total (Women's Div.)	211.640	0.000
<b>37. POPULATION WELFARE DIVISION</b>			
	(a) Population Welfare	598.364	185.262
	Total (Population Welf.Div.)	598.364	185.262
<b>38. SPL. EDUC. &amp; S.W. DIVISION</b>			
	(a) Social Welfare	89.562	0.000
	Total (S.E. & S.W.Div.)	89.562	0.000
<b>39. ECONOMIC AFFAIRS DIVISION</b>			
	(a) Research, Statistics & Planning	8.300	8.000
	Total (Economic Affair Div.)	8.300	8.000

(Million Rupees)

Sl. No.	Name of the Sector	Allocation for 1990-91	
		Total PSDP	Foreign Aid
1	2	3	4
<b>40. KASHMIR AFFAIRS AND NORTHERN AFFAIRS DIVISION</b>			
<b>(i) AZAD KASHMIR</b>			
	(a) Agriculture	160.946	96.010
	(b) Industry	22.281	0.000
	(c) Minerals	11.228	0.000
	(d) Water	13.101	0.000
	(e) Power	177.786	0.000
	(f) Transport & Communications	219.892	0.000
	(g) Physical Planning & Housing	82.342	0.000
	(h) Rural Roads	87.022	0.000
	(i) Education	96.209	0.000
	(j) Health	61.758	0.000
	(k) Res. Stat. & Planning	6.774	5.570
	(l) Culture, Sports, Tourism & Youth	1.497	0.000
	<b>Total (Azad Kashmir)</b>	<b>940.836</b>	<b>101.580</b>
<b>(ii) NORTHERN AREAS</b>			
	(a) Agriculture	25.726	0.000
	(b) Industry	1.412	0.000
	(c) Minerals	0.252	0.000
	(d) Water	7.062	0.000
	(e) Power	97.859	0.000
	(f) Transport & Communications	173.523	0.000
	(g) Physical Planning & Housing	48.425	0.000
	(h) Rural Roads	48.425	0.000
	(i) Education	49.938	0.000
	(j) Health	20.177	0.000
	(k) Res. Stat. & Planning	0.505	0.000
	<b>Total (Northern Areas)</b>	<b>473.304</b>	<b>0.000</b>
	<b>Total (KA &amp; NA Div.)</b>	<b>1,414.140</b>	<b>101.580</b>
<b>41. STATES &amp; FRONTIER REGIONS DIVISION</b>			
<b>(i) FEDERALLY ADMINISTERED TRIBAL AREAS (FATA)</b>			
	(a) Agriculture	46.052	0.000
	(b) Power	108.900	0.000
	(c) Transport & Communications	132.323	0.000
	(d) Physical Planning & Housing	85.416	0.000
	(e) Rural Roads	10.047	0.000
	(f) Education	139.741	0.000
	(g) Health	77.671	0.000
	(h) Res. Stat. & Planning	0.960	0.000
	<b>Total (FATA)</b>	<b>601.110</b>	<b>0.000</b>

(Million Rupees)

Sl. No.	Name of the Sector	Allocation for 1990-91	
		Total PSDP	Foreign Aid
1	2	3	4
<hr/>			
(ii) FEDERALLY ADMINISTERED TRIBAL AREAS DEVELOPMENT CORPORATION (FATA/DC)			
	(a) Industry	4.553	0.000
	(b) Minerals	12.863	0.000
	(c) Water	83.954	0.000
	(d) Physical Planning & Housing	2.666	0.000
Total (FATA/DC)		104.036	0.000
<hr/>			
(Million Rupees)			
(iii) FRONTIER CONSTABULARIES, LEVIES AND THANAS			
	(a) Physical Planning & Housing	18.278	0.000
Total (S & FR Division)		723.424	0.000
Total--(Gross-PSDP)		46,504.344	18,414.242
Less Shortfall		3,504.344	0.000
Total--(Net-PSDP)		43,000.000	18,414.242



---


---

**B. PRODUCTION SECTORS**

---

---

(1-2)



---


---

**AGRICULTURE**

---

---


(3-4)



AGRICULTURE  
(Summary)

(Million Rs.)

Sl. No.	Sub-sector	Total PSDP	Foreign Aid
1	2	3	4
1.	Storages	79.942	54.810
2.	Agriculture Extension	227.921	226.774
3.	Oilseed Maximisation	122.845	83.888
4.	Agriculture Research	144.094	119.932
5.	Agriculture Economics and Statistics	34.773	34.773
6.	Improved Seeds	3.463	1.700
7.	Soil and Fertilizers	8.947	1.200
8.	Agriculture Marketing	1.680	1.326
9.	Forestry	104.676	73.000
10.	Watershed Management	3.817	2.268
11.	Wildlife	2.636	0.000
12.	Fisheries	196.660	163.298
13.	Animal Husbandry	5.118	0.000
14.	Agri. Mechanization	0.000	0.000
15.	Agriculture Education	82.600	33.848
16.	Plant Protection	2.309	0.000
17.	Special Areas	232.724	96.010
Total (Agriculture)		1,254.206	892.827



## AGRICULTURE

(Million Rupees)

Sl. No.	Name, Location and status of the Scheme	Total Cost	Foreign Aid	Estimated Expenditure upto June 1989	Revised Expenditure for 1989-90	Allocation for 1990-91	
						Total PSDP	Foreign Aid
1	2	3	4	5	6	7	8
A. FOOD AND AGRICULTURE DIVISION							
I. STORAGES							
1.	Post Harvest Management (USAID) Food Security Management project	203.284	176.000	48.330	51.000	62.530	50.000
2.	Pakistan Grain Storage Project Additional Work Credit	78.220	47.714	37.376	41.000	0.096	0.000
3.	Wheat storage Project (ADB)	643.077	535.913	0.000	0.000	4.810	4.810
Total (Storages)					92.000	67.436	54.810
II. AGRICULTURE EXTENSION							
PCCC							
4.	Cotton Development Project Punjab	58.908	58.908	1.878	8.959	4.810	4.810
5.	Cotton Development Project, Sindh	59.554	59.554	0.115	11.140	2.886	2.886
6.	Cotton Standards Institute, PCCC Karachi	132.817	127.128	32.438	21.077	20.202	20.000
7.	Punjab extension and Agriculture Development Project Phase-II	461.964	461.964	63.287	60.000	19.240	19.240
8.	Sind Agriculture Extension and Adaptive Research Project	260.127	260.127	81.640	34.400	11.544	11.544
Total (Agriculture Extension)					135.576	58.682	58.480
III. OILSEED MAXIMISATION							
9.	National Oilseed Development Project	480.682	293.410	0.000	80.000	98.988	83.888
Total (Oilseed Maximisation)					80.000	98.988	83.888
IV. AGRICULTURE RESEARCH							
10.	Strengthening of Research Capabilities of PCCC's institutes (Karachi, Sakrand and Multan)	70.892	46.259	47.380	7.493	6.926	0.000

## AGRICULTURE

(Million Rupees)							
Sl. No.	Name, Location and status of the Scheme	Total Cost	Foreign Aid	Estimated Expenditure upto June 1989	Revised Expenditure for 1989-90	Allocation for 1990-91	
						Total PSDP	Foreign Aid
1	2	3	4	5	6	7	8
11.	Pakistan Cotton Development Project, PCCC, Karachi (ADB Assisted)	121.697	114.733	1.171	21.676	16.918	16.386
Total (Agriculture Research)					29.169	23.844	16.386
V. AGRICULTURE ECONOMICS AND STATISTICS							
12.	Food Security Management Project, Economic & Policy Analysis	151.045	64.890	94.372	10.800	0.000	0.000
13.	Food Security Management Project, Economic & Policy Analysis Phase II	105.170	104.670	0.000	0.000	9.620	9.620
14.	Development of Management Information System, Islamabad	9.983	9.983	3.270	3.566	3.027	3.027
Total (Agri. Economics & Stat)					14.366	12.647	12.647
VI. IMPROVED SEEDS							
15.	Extension of Quality Control Cover to Vegetables and to Pre-basic Stocks of Crops at the Research Institute (Ph-II)	8.868	2.048	4.930	1.287	1.251	0.000
16.	Estab. of Seed Potato Health Laboratory and Quality Control System at Sahiwal.	9.910	6.922	0.000	1.999	2.213	1.700
Total (Improved Seeds)					3.286	3.463	1.700
VII. SOILS AND FERTILIZERS							
17.	Transfer of Soil Technology to Agriculture Deptt. (Phase-II) Lahore	4.216	0.000	5.783	1.473	0.000	0.000
18.	Procurement and Distribution of Gypsum for Improvement of Saline Sodic Soils in Punjab, Sind and NWFP	63.000	0.000	3.706	5.000	4.810	0.000
19.	Transfer of soil Technology to Agriculture Deptt. (Ph- III) Lahore.	5.400	0.000	0.000	0.000	1.443	0.000
Total (Soils and Fertilizers)					6.473	6.253	0.000
VIII. AGRICULTURE MARKETING							
20.	Construction of Grading Centre at Karachi Airport	0.452	0.000	0.084	0.000	0.354	0.000

## AGRICULTURE

(Million Rupees)

Sl. No.	Name, Location and status of the Scheme	Total Cost	Foreign Aid	Estimated Expenditure upto June 1989	Revised Expenditure for 1989-90	Allocation for 1990-91	
						Total PSDP	Foreign Aid
1	2	3	4	5	6	7	8
21.	Fruit and Vegetable Marketing & Storage Development Umbrella Project.						
	i) Quality standards Improvement, Karachi	7.152	4.997	0.000	0.296	0.285	0.285
	ii) Project Administration & Monitoring Cell	4.997	2.698	0.000	1.787	0.743	0.743
	iii) Marketing Information System improvement ( Four Provincial Capitals)	10.537	9.551	0.000	0.310	0.298	0.298
	Total (Agri. Marketing)				2.393	1.680	1.326
IX. FORESTRY							
22.	Forestry Planning and Development Project, Islamabad	536.000	358.000	246.323	71.700	67.340	46.000
23.	Development of Training and Research Facilities in Forest Products, Logging & Management, PFI, Peshawar	33.849	20.383	27.453	8.997	1.924	0.000
24.	Development of Sericulture PFI Peshawar	18.070	10.920	16.757	1.413	1.045	0.000
25.	Silkseed Production in PFI, Peshawar	9.853	6.188	2.149	3.000	3.463	0.000
26.	Development of Forestry Education and Training in PFI, Peshawar	13.921	0.000	7.053	1.000	0.962	0.000
27.	Forestry Master Plan	57.078	54.600	0.000	0.000	27.898	27.000
28.	Special Purpose Afforestation in Azad Kashmir	15.912	0.000	2.414	0.500	0.481	0.000
29.	Special Purpose Roadside Afforestation in Sindh	14.520	0.000	6.644	0.700	0.481	0.000
30.	Land Scaping and Afforestation of PAF Base Mirpur Khas, Sindh	3.180	0.000	1.996	0.400	0.385	0.000
31.	Raising of Plantation in Pishin and Gulistan, Baluchistan	1.623	0.000	0.798	0.300	0.120	0.000

## AGRICULTURE

(Million Rupees)							
Sl. No.	Name, Location and status of the Scheme	Total Cost	Foreign Aid	Estimated Expenditure upto June 1989	Revised Expenditure for 1989-90	Allocation for 1990-91	
						Total PSDP	Foreign Aid
1	2	3	4	5	6	7	8
32.	Paulownia Research in Pakistan, PFI, Peshawar (Kohistan, Mansehra, Changa Manga and Peshawar).	2.072	1.950	0.721	0.650	0.000	0.000
33.	National Wood Resources Inventory Phase-I	4.490	0.000	0.074	0.400	0.577	0.000
Total (Forestry)					89.060	104.676	73.000
X. PLANT PROTECTION							
34.	Construction of New locust output at Quetta	6.224	0.000	0.370	0.000	1.924	0.000
35.	Establishment of Pesticide Registration Cell, Karachi	6.000	0.000	0.000	0.000	0.385	0.000
Total (Plant Protection)					0.000	2.309	0.000
XI. WATERSHED MANAGEMENT							
36.	Development of Watershed Management Research and Education at PFI, Peshawar	33.758	27.399	28.582	2.790	3.817	2.268
Total (Watershed Management)					2.790	3.817	2.268
XII. WILDLIFE							
37.	Public Education in Nature and Natural Resources Conservation with Emphasis on Wildlife and its Habitats, Islamabad	3.000	0.000	0.310	0.500	0.192	0.000
38.	Survey & Study of the Fauna of Arid Zone of Pakistan, Multan	5.099	0.000	0.321	0.450	0.385	0.000
39.	Survey and Study of the Fauna of Mountainous Regions of Pakistan, Peshawar	5.543	0.000	2.854	0.500	0.481	0.000
40.	Survey and Study of the Fauna of Palaectric Region of Pakistan, Quetta	3.330	0.000	0.865	0.400	0.385	0.000
41.	Houbara Bustard Research and Management Karachi, Sindh	1.000	0.000	0.434	0.250	0.096	0.000
42.	Zoo-Cum-Botanical Garden at Islamabad.	1.954	0.000	1.721	0.113	0.096	0.000

## AGRICULTURE

(Million Rupees)

Sl. No.	Name, Location and status of the Scheme	Total Cost	Foreign Aid	Estimated Expenditure upto June 1989	Revised Expenditure for 1989-90	Allocation for 1990-91	
						Total PSDP	Foreign Aid
1	2	3	4	5	6	7	8
43.	Improvement / Development of Wildlife and its Habitats in Khunjrab National Park, N.Areas	0.550	0.000	0.595	0.100	0.096	0.000
44.	Conservation of Wildlife in Shigar Areas of N.Areas	4.993	0.000	0.000	0.400	0.289	0.000
45.	Inventory of Wildlife Resources of Sind with Special Emphasis on the Present Day Survival Status of Threatend Species	1.755	0.000	0.321	0.450	0.385	0.000
46.	Education and research in wild life management at PFI, Peshawar	2.342	0.000	2.053	0.312	0.231	0.000
Total (Wildlife)					3.475	2.636	0.000
Total (M/O Food & Agri.)					458.588	386.432	304.505
B. LIVESTOCK DIVISION							
I. FISHERIES							
47.	Korangi Fisheries Harbour Project Korangi Creek Karachi	428.949	343.000 <sup>e</sup>	93.823	123.823	192.400	160.800
48.	Fisheries Training Centre, Karachi.	48.036	31.530	8.282	12.000	0.001	0.000
49.	Development of Fish Marketing and Utilization (UNDP)	10.458	9.958	3.430	4.200	2.720	2.498
Total (Fisheries)					140.023	195.121	163.298
II. ANIMAL HUSBANDRY							
50.	Strengthening of Animal Quarantine Department Karachi	15.121	0.000	10.890	4.230	0.000	0.000
51.	Establishment of Animal Quarantine Station, Quetta	3.788	0.000	2.567	0.656	0.577	0.000
52.	Establishment of Animal Quarantine Station, Islamabad	4.518	0.000	2.913	0.861	0.770	0.000
53.	Establishment of Animal Quarantine Station, at Multan	1.630	0.000	0.286	0.378	0.289	0.000
Total (Animal Husbandry)					6.125	1.635	0.000
Total (Livestock Division)					146.148	196.756	163.298

## AGRICULTURE

(Million Rupees)

Sl. No.	Name, Location and status of the Scheme	Total Cost	Foreign Aid	Estimated Expenditure upto June 1989	Revised Expenditure for 1989-90	Allocation for 1990-91	
						Total PSDP	Foreign Aid
1	2	3	4	5	6	7	8
C. AGRICULTURE RESEARCH DIVISION							
I. Agriculture Research							
54.	Management of Agriculture Research and Technology (MART) (USAID)	447.000	432.250	288.561	71.000	79.846	79.846
55.	Crop Maximization Programme for Improving Productivity of Wheat, Rice Maize and Groundnut in three Districts Gujrat, Mardan & Islamabad	164.513	130.000	154.038	0.348	0.000	0.000
56.	Southern Zone Agricultural Research Centre in Sind (Sujawal)	25.422	0.000	3.442	3.000	5.772	0.000
57.	Barani (Rainfed) Agriculture Research and Development Project (CIDA)	183.282	140.595	182.470	21.000	19.240	15.000
58.	Coopt. Res. Programme for Productivity Improvement and Marketing of Potatoes in Pakistan (Phase-II) (Swiss Govt.)	19.000	12.500	7.664	4.100	4.329	3.000
59.	Coordinated Research Project on Imp. of Sheep & Wool in Pakistan ( Australian Government)	75.358	42.668	2.541	1.000	0.962	0.500
60.	Soybean Research & Development Project (IDRC)	3.380	3.380	1.283	0.400	0.000	0.000
61.	PL 480 Projects	90.849	90.849	92.506	3.500	0.962	0.000
62.	Italian Tech. Assist. for Cultivation of Fruits, Vegetables and Olives	70.357	51.813	54.247	8.610	7.215	5.000
63.	National Chickpea Improvement Phase-II.	7.272	5.963	2.059	2.000	0.000	0.000
64.	Pak-German Beekeeping Project ( German Govt.) Phase-II.	6.395	3.167	1.346	0.855	0.000	0.000
65.	National AGRIS. Centre	4.970	1.906	0.000	0.500	0.770	0.200
66.	Reduction of Post harvest Food Losses Farm Level Technology Development and Transfer.	9.960	6.358	0.453	0.500	0.000	0.000
67.	National Research Programme on Weed control	9.912	0.000	0.586	1.060	0.962	0.000
68.	Influence of Environmental Stress on Reproductive Physiology of Selected Crops	6.387	3.827	0.000	0.570	0.192	0.000
69.	Strengthening of National Herbarium	5.609	2.871	0.082	0.600	0.000	0.000

## AGRICULTURE

Sl. No.	Name, Location and status of the Scheme	Total Cost	Foreign Aid	Estimated Expenditure upto June 1989	Revised Expenditure for 1989-90	(Million Rupees)	
						Allocation for 1990-91	
						Total PSDP	Foreign Aid
1	2	3	4	5	6	7	8
70.	Establishment of Embryo Transfer Labs. to increase Capabilities of Indigenous breeds of Livestock	10.429	6.807	0.143	1.700	0.000	0.000
71.	Establishment of Tea Research centre at Manshera	12.960	0.000	0.000	1.010	0.000	0.000
72.	Pakistan Agriculture Research Development Project Phase II	1,784.436	1,282.204	0.000	11.758	0.000	0.000
Total (Agri. Res. Div.)					133.511	120.250	103.546
D. INDUSTRIES DIVISION							
(i) Oilseed Maximisation							
73.	Non-traditional Oilseed Development Project	95.872	0.000	15.659	30.610	23.858	0.000
Total (Industries Division)					30.610	23.858	0.000
E. EDUCATION DIVISION							
(i) Faisalabad Agri. University							
74.	Improvement of Facilities at University of Agriculture Faisalabad	49.958	0.000	0.000	8.000	6.734	0.000
75.	Bilateral Collaboration Between Agri. University Faisalabad and Bangor	9.000	9.000	3.510	0.200	1.924	1.924
76.	Water Management Research and training programme for rural development Phase-II	8.800	0.000	4.287	4.000	0.494	0.000
77.	Special Repairs Renovation of Hostels Water Proofing of Roofs and Resurfacing of Roads at Faisalabad	3.697	0.000	3.232	1.500	0.000	0.000
(ii) NWFP Agri. University							
78.	Transformation and Integration of Prov. Agri. network to NWFP Agri. University	637.472	458.572	309.840	80.000	48.100	30.000
(iii) Sindh Agri. University							
79.	Estt. of Sindh Agriculture University Tandojam	199.642	30.414	177.492	8.000	8.802	0.000

## AGRICULTURE

(Million Rupees)								
Sl. No.	Name, Location and status of the Scheme	Total Cost	Foreign Aid	Estimated Expenditure upto June 1989	Revised Expenditure for 1989-90	Allocation for 1990-91		
						Total PSDP	Foreign Aid	
1	2	3	4	5	6	7	8	
80.	Bilateral link between Sind Agriculture University Tandojam and University College North wales Bangor UK	9.996	9.996	3.889	0.200	1.924	1.924	
81.	Establishment of Z.A. Bhutto Agri. College at Dokri  (iv) B.Z. University, Multan	126.897	0.000	0.000	3.000	9.620	0.000	
82.	College of Agriculture at Bahauddin Zakria University, Multan (Phase-I)	87.889	0.000	4.220	5.200	5.002	0.000	
Total (Education Division)						110.100	82.600	33.848
F. NARCOTICS DIVISION								
I. Agriculture Extension								
83.	Gadoon Amazai Area Development Project, Topi. (Phase-I)	273.459	256.000	205.776	55.908	0.000	0.000	
84.	Gadoon Amazai Area Development Project, Topi. (Phase II)	400.665	376.113	0.000	0.000	106.997	106.997	
85.	Dir District Development Project Timergara	310.342	282.947	153.555	32.317	59.644	58.700	
86.	Special Development Unit	30.550	30.550	2.606	2.500	2.597	2.597	
Total (Narcotics Division)						90.725	169.239	168.294
G. INTERIOR DIVISION								
II. ICT Programme								
(i) Animal Husbandry								
87.	Expansion and Imp. of Vety. Hospitals ( Bhara Kau & Rawat ) Construction of Building	6.080	0.000	0.397	1.000	1.924	0.000	
88.	Eradication of Parasites of Sheep and Goats in ICT	0.260	0.000	0.066	0.184	0.096	0.000	
89.	Establishment of Vety. Diagnostic Lab. in Islamabad District	2.226	0.000	0.664	0.500	1.022	0.000	
90.	Establishment of Artificial Insemination Facility in the R. Areas of Islamabad.	1.224	0.000	0.338	0.403	0.441	0.000	
Total (Animal Husbandry)						2.087	3.482	0.000

## AGRICULTURE

(Million Rupees)

Sl. No.	Name, Location and status of the Scheme	Total Cost	Foreign Aid	Estimated Expenditure upto June 1989	Revised Expenditure for 1989-90	Allocation for 1990-91				
						Total PSDP	Foreign Aid			
1	2	3	4	5	6	7	8			
(ii) Fisheries										
91	Fish Culture in Simly Dam	2.298	0.000	0.920	0.281	0.577	0.000			
92	Establishment of Fish Seeds production Farm for Expansion of Fish Culture Activities in Small / Mini Dams.	9.971	0.000	0.825	0.521	0.962	0.000			
Total (Fisheries)					0.802	1.539	0.000			
(iii) Mechanization										
93	Replacement / Purchase of Agriculture Machinery and Equipment in ICT	1.275	0.000	1.026	0.249	0.000	0.000			
94	Lift Irrigation in ICT.	4.127	0.000	0.175	0.800	0.000	0.000			
Total (Mechanization)					1.049	0.000	0.000			
iv) Soil and Fertilizer										
95	Soil Conservation Work on Sub-catchment Basis	9.975	0.000	0.000	0.000	0.962	0.000			
Total (Soil & Fertilizer)					0.000	0.962	0.000			
Total (Interior Division)					3.938	5.984	0.000			
H. PLANNING AND DEVELOPMENT DIVISION										
(i) Soils & Fertilizer										
96	National Fertilizer Development Centre (Phase-II), Islamabad	38.654	37.088	32.841	6.475	1.732	1.200			
(ii) Govt. Storages										
97	Payment of Liabilities of ongoing Project wheat storage godown NLC	195.271	0.000	176.562	13.864	12.506	0.000			
Total (Planning Division)					20.339	14.238	1.200			
H. STATISTICS DIVISION										
(i) Agriculture Economics & Statistics										
98	Agricultural Data Collection (ADC) Component of Food Security Management Project Islamabad	193.471	193.471	68.656	23.000	22.126	22.126			
Total (Statistics Division)					193.471	193.471	68.656	23.000	22.126	22.126

## AGRICULTURE

Sl. No.	Name, Location and status of the Scheme	Total Cost	Foreign Aid	Estimated Expenditure upto June 1989	Revised Expenditure for 1989-90	(Million Rupees)	
						Allocation for 1990-91	
1	2	3	4	5	6	7	8
I. KA & NA DIVISION							
	(i) Azad Kashmir				160.379	160.946	96.010
	(ii) Northern Areas				25.500	25.726	0.000
	Total (KA & NA Division)				185.879	186.672	96.010
J. S & FR DIVISION							
	(i) FATA				45.591	46.052	0.000
	Total (S & FR Division)				45.591	46.052	0.000
	Total (Agriculture)				1,248.429	1,254.206	892.827

\* Rs. 7.00 Million is FEC reimbursable. This amount is required in local currency for operating PLA

---


---

**SUBSIDY ON FERTILIZER**

---

---

(17-18)




## FERTILIZER SUBSIDY

## FERTILIZER SUBSIDY


(Million Rupees)

Sl. No.	Name, Location and status of the scheme	Total Cost	Foreign Aid	Estimated Expenditure upto June 1989	Revised Expenditure for 1989-90	Allocation for 1990-91	
						Total PSDP	Foreign Aid
A. FOOD AND AGRICULTURE DIVISION							
1.	Subsidy on distribution of fertilizer	0.000	0.000	16774.790	1508.600	1250.600	0.000
Total--Fertilizer Subsidy				16774.790	1508.600	1250.600	0.000



INDUSTRY


(21 22)



INDUSTRY  
(Summary)

(Million Rs.)

Sl. No.	Sub-sector	Total PSDP	Foreign Aid
1	2	3	4
1.	S E C	48.100	0.000
2.	Technical Training Projects in Industrial Development	24.659	14.125
3.	Foreign Trade Institute	2.597	0.000
4.	Technical Assistance Credit	10.582	10.000
5.	Special Areas	28.246	0.000
Total (Industry)		114.185	24.125



## INDUSTRY

(Million Rupees)

Sl. No.	Name, Location and status of the Scheme	Total Cost	Foreign Aid	Estimated Expenditure upto June 1989	Revised Expenditure for 1989-90	Allocation for 1990-91	
						Total PSDP	Foreign Aid
1	2	3	4	5	6	7	8
A. PRODUCTION DIVISION							
N.F.C.							
1.	Hazara Phosphate Fertilizers (PVT) Ltd.	270.000	57.961	161.956	50.000	0.000	0.000
S.E.C							
2.	Heavy Electrical Complex, Kot Najibullah, NWFP	536.900	272.700	216.000	96.530	48.100	0.000
*Total (Production Division)					146.530	48.100	0.000
B. INDUSTRIES DIVISION							
1.	Modernisation of CTL, Karachi, Lahore	29.850	23.200	1.158	0.300	11.352	10.000
2.	Improvement of Policy Planning & Development and statistical, Cell	1.238	1.238	0.000	0.545	0.667	0.693
3.	Establishment and Operation of Pilot Facility for Investment casting to provide assistance to local industry, (MIRD) Lahore	3.085	2.240	0.000	0.000	1.451	0.000
4.	Strengthening of patent and Design system including establishment of patent information services, Karachi	3.114	2.232	0.000	0.567	1.570	1.432
5.	Facility-cum-Training Centre, Kasur	9.738	7.250	0.000	0.000	0.962	0.000
6.	Assistance in the Production of Heat Treatment Steels for Automobile Industry & Agricultural Component (MIRDC) Lahore	9.932	6.952	0.000	0.000	2.886	2.000
7.	Hides and Skins improvement Scheme (LIDC), Islamabad	9.865	7.290	0.000	0.000	0.962	0.000
8.	Treatment of Tannery Effluents at Kasur	34.000	25.000	0.000	0.000	0.962	0.000
9.	Extension of National College of Textile Engineering, Faisalabad	17.153	0.000	0.000	0.000	0.962	0.000
10.	Development of National Scheme of Industrial Training, Karachi	9.850	8.350	0.774	0.000	0.481	0.000
11.	National Supervisory Training at PITAC, Lahore	9.454	7.195	0.000	0.000	0.673	0.000
12.	Integrated Project for the Development of Leather Products Industry, Islamabad	28.266	25.100	0.000	0.000	0.770	0.000

INDUSTRY

(Million Rupees)

Sl. No.	Name, Location and status of the Scheme	Total Cost	Foreign Aid	Estimated Expenditure upto June 1989	Revised Expenditure for 1989-90	Allocation for 1990-91	
						Total PSDP	Foreign Aid
1	2	3	4	5	6	7	8
13.	Upgradation and Strengthening of IACP, Islamabad	3.134	0.000	0.000	0.000	0.962	0.000
Total (Industries Div.)					1.412	24.659	14.125
<b>C. COMMERCE DIVISION</b>							
17.	Foreign Trade Institute	9.078	0.000	3.200	2.700	2.597	0.000
Total (Commerce Div.)					2.700	2.597	0.000
<b>D. PLANNING AND DEVELOPMENT DIVISION</b>							
18.	Technical Assistance Credit Cell (TAC-II)	121.700	121.700	121.800	0.000	0.000	0.000
19.	Technical Assistance Credit Cell (TAC-III)	118.000	118.000	62.620	11.000	10.582	10.000
Total (Planning Div.)					11.000	10.582	10.000
<b>E. KASHMIR AFFAIRS &amp; NORTHERN AFFAIRS DIVISION</b>							
	i) Azad Kashmir	0.000	0.000	19.800	22.202	22.281	0.000
	ii) Northern Areas	0.000	0.000	1.900	1.400	1.412	0.000
Total (KA & NA Div.)					23.602	23.693	0.000
<b>F. STATES &amp; FR DIVISION</b>							
	(i) FATA/DC	0.000	0.000	4.500	4.525	4.553	0.000
Total (S & FR Div.)					4.525	4.553	0.000
Total (Industry)					189.769	114.185	24.125

---


---

**MINERALS**

---

---


(27-28)



## MINERALS

(SUMMARY)


		(Million Rupees)	
		Allocation for 1990-91	
Sl. No.	Name of the Sub-sector	Total PSDP	Foreign Aid
1	2	3	4
1.	Geological Survey of Pakistan	19.240	10.000
2.	Resource Development Corporation	17.316	0.000
3.	Pakistan Mineral Development Corporation	0.962	0.000
4.	Special Areas	24.343	0.000
Total (Minerals)		61.861	10.000



## MINERALS

(Million Rupees)

Sl. No.	Name, Location and status of the scheme	Total Cost	Foreign Aid	Estimated Expenditure upto June 1989	Revised Expenditure for 1989-90	Allocation for 1990-91	
						Total PSDF	Foreign Aid
1	2	3	4	5	6	7	8
<b>A. MINISTRY OF PETROLEUM AND NATURAL RESOURCES</b>							
<b>I. GEOLOGICAL SURVEY OF PAKISTAN</b>							
1.	Construction of Laboratories, Office, Buildings at Lahore	18.970	0.000	1.944	3.000	2.886	0.000
2.	Establishment of Geo-science laboratory in GSP	173.609	141.219	0.000	0.000	13.468	10.000
3.	Exploration and evaluation of iron ore in Chiniot area	19.940	0.000	0.000	0.000	2.886	0.000
Total (GSP)					3.000	19.240	10.000
<b>II. RESOURCE DEVELOPMENT CORPORATION</b>							
4.	Saindak copper and gold project plant, machinery and civil works	4874.927	3347.606	0.000	375.000	17.316	0.000
5.	Saindak infrastructure support by Govt. of Pakistan	1126.073	458.394	0.000	262.000	0.000	0.000
Total (RDC)					637.000	17.316	0.000
<b>III. PAKISTAN MINERAL DEVELOPMENT CORPORATION</b>							
6.	Detailed exploration of lead-zinc deposits of Duddar, Baluchistan	107.343	72.780	0.000	0.000	0.962	0.000
Total (PMDC)					0.000	0.962	0.000
Total (M/O Pet. & N.R.)					640.000	37.518	10.000
<b>C. KANA DIVISION</b>							
(i)	A.K	0.000	0.000	0.000	14.000	11.228	0.000
(ii)	Northern Areas	0.000	0.000	0.000	0.000	0.252	0.000
Total (KANA DIV.)					14.000	11.481	0.000
<b>C. S &amp; FR DIVISION</b>							
(i)	FATA/DC	0.000	0.000	0.000	10.000	12.863	0.000
Total (S & FR Div.)					10.000	12.863	0.000
Total (MINERALS)					664.000	61.861	10.000



---


---

**C. INFRASTRUCTURE SECTORS**

---

---

(33-34)



---


---

**WATER**

---

---


(35-36)



WATER  
(Summary)

(Million Rupees)

Sl. No.	Sub-sector	Allocation for 1990-91	
		Total PSDP	Foreign Aid
1	2	3	4
1.	Water Development Schemes	479.557	302.448
2.	SCARPS	3046.943	1569.800
4.	IBP/Tarbela	207.739	125.000
5.	Command Water Management	106.782	106.782
6.	Canal Rehabilitation Programme	269.360	276.500
7.	Flood Protection Programme	288.600	162.500
8.	On-Farm Water Management	154.330	154.330
9.	Flood Damages	626.390	626.390
10.	Meteorological Department	4.692	3.405
11.	Survey of Pakistan	1.924	0.000
12.	Dams (Mirani Dam)	96.200	0.000
13.	Investigations	89.466	26.000
13.	Special areas	104.116	0.000
Total(Water)		5476.098	3353.155



## WATER

(Million Rupees)

Sl. No.	Name, Location and status of the Scheme	Total Cost	Foreign Aid	Estimated Expenditure upto June, 1989	Revised Expenditure for 1989-90	Allocation for 1990-91	
						Total FSDP	Foreign Aid
1	2	3	4	5	6	7	8
A. MINISTRY OF WATER & POWER							
I. WAPDA							
(a) Surface Development Schemes							
1.	Pat Feeder Canal Rehabilitation and Improvement	3066.720	1448.456	0.000	58.692	169.023	138.448
2.	Chashma Right Bank Canal Project Stage-II	548.928	89.179	476.126	215.500	300.817	161.000
3.	Central Material Testing Laboratory	0.000	0.000	0.000	10.100	9.620	3.000
4.	Khanpur Dam Project (Supplementary Claims)	0.000	0.000	0.000	0.000	0.096	0.000
Total (W/Dev schemes)					284.292	479.557	302.448
(b) Accelerated Programme (SCARPS)							
(i) Punjab				2682.151	833.200	990.860	260.000
(ii) Sind				2857.276	1096.000	1392.976	928.800
(iii) N.W.F.P				1181.270	248.000	663.107	381.000
Total (SCARPS)					2177.200	3046.943	1569.800
(c) Investigations				519.246	105.000	89.466	26.000
Total (Investigations)					105.000	89.466	26.000
II. IBP/TARBELA							
5.	Tarbela Watershed Management	412.088	0.000	94.481	25.000	9.620	0.000
6.	Mangla Watershed Management	61.997	0.000	4.556	7.500	3.848	0.000
7.	Tarbela Re-settlement	285.148	0.000	145.025	12.000	5.772	0.000
8.	Maintenance of Links and Barrages	21.000	0.000	210.224	19.000	20.202	0.000
9.	Reservoir Maintenance Facilities Tarbela Mangla and Chashma	467.698	248.432	398.548	55.000	35.883	25.200
10.	Reservoir Maintenance Facilities Hub and Khanpur Dam	80.902	66.168	0.000	0.000	54.545	49.800
11.	Anti-waterlogging measures	172.252	0.000	147.794	2.500	0.909	0.000
12.	Tarbela Add./Remedial and Future Works	0.000	0.000	0.000	29.000	76.960	50.000
Total (IBP/Tarbela)					150.000	207.739	125.000
Total (WAPDA)					2716.492	3823.705	2023.248

## WATER

(Million Rupees)

Sl. No.	Name, Location and status of the Scheme	Total Cost	Foreign Aid	Estimated Expenditure upto June, 1989	Revised Expenditure for 1989-90	Allocation for 1990-91	
						Total PSDP	Foreign Aid
1	2	3	4	5	6	7	8
	III. Command Water Management	0.000	0.000	155.200	111.000	106.782	106.782
	IV. Canal Rehabilitation	0.000	0.000	286.512	222.000	269.360	276.500
	V. Flood Control Programme	0.000	0.000	136.400	1180.000	288.600	162.500
	VI. Flood Damages	0.000	0.000	0.000	1050.000	626.390	626.390
	VII. Mirani Dam	0.000	0.000	0.000	0.000	96.200	0.000
	Total (M/O Water & Power)				5279.492	5211.037	3195.420
B. FOOD AND AGRICULTURE DIVISION							
I. On-Farm Water Management							
13.	On-Farm Water Management Project Phase-II (Strengthening of Water Management Cell IDA Assisted)	124.274	79.620	41.069	136.551	0.000	0.000
14.	ADB Assisted On-Farm Water Management Project Phase-II	513.000	5.287	63.712	64.000	0.000	0.000
15.	Strengthening of Federal On-Farm Water Management Cell Phase-III (FATA/NA & Federal Cell)	0.000	0.000	0.000	0.000	0.000	0.000
16.	Strengthening of On-Farm Water Management Cell (Punjab, Sindh, Baluchistan and NWFP)	0.000	0.000	0.000	0.000	0.000	0.000
II. Tubewell Subsidy							
17.	Diesel tubewell Subsidy	0.000	0.000	27.990	8.000	0.000	0.000
	Total (F. & Agri. Division)				208.551	154.330	154.330
C. AVIATION DIVISION							
Pakistan Meteorological Department							
18.	Const. of Residential accommodation at Geophysical centre Quetta	3.287	0.000	3.263	0.050	0.318	0.000
19.	Construction of boundary wall around Met. complex University Road Karachi	2.204	0.000	1.787	0.000	0.385	0.000
20.	Institute of Meteorology and Geophysics, Karachi	6.550	0.000	5.956	0.500	0.090	0.000

## WATER

(Million Rupees)

Sl. No.	Name, Location and status of the Scheme	Total Cost	Foreign Aid	Estimated Expenditure upto June, 1989	Revised Expenditure for 1989-90	Allocation for 1990-91	
						Total PSDF	Foreign Aid
1	2	3	4	5	6	7	8
21.	Data Processing Centre, Karachi	7.880	6.019	2.840	1.600	1.443	1.443
22.	Establishment of National Agromet Centre at Islamabad.	6.034	5.143	4.104	1.200	1.058	1.000
23.	Establishment of Regional Agromet Centre at Islamabad.	0.734	0.000	0.317	0.200	0.313	0.000
24.	Regional Agromet Centre Quetta	0.734	0.000	0.782	0.510	0.000	0.000
25.	Regional Agromet Centre, Tandojam	0.734	0.000	0.615	0.110	0.000	0.000
26.	Construction of Approach Road at Seismic Observatory Saidpur, Islamabad	0.689	0.000	0.497	0.075	0.113	0.000
27.	Re-location of Nilore Observatory to Saidpur.	4.148	0.000	3.538	0.010	0.000	0.000
28.	Establishment of Weather Surveillance Radar at Islamabad	13.900	4.085	0.700	0.100	0.000	0.000
29.	Seismic observatory at Khuzdar.	2.050	0.240	1.866	0.050	0.010	0.000
30.	Upgrading of IMG	17.202	15.290	0.000	0.000	0.962	0.962
Total (Aviation Division)					4.405	4.692	3.405
D. DEFENCE DIVISION							
Survey of Pakistan							
31.	Construction of D.S.C.O building, Survey of Pakistan Karachi	4.900	0.000	2.322	0.600	0.481	0.000
32.	Construction of compound wall of Survey of Pakistan Islamabad	1.194	0.000	0.013	0.100	0.192	0.000
33.	Construction of bachelor hostel in Survey of Pakistan Quetta	3.406	0.000	3.153	0.200	0.289	0.000
34.	Construction of Ist Floor on the existing building of L.P.O. Survey of Pakistan, Rawalpindi.	1.742	0.000	0.150	0.100	0.481	0.000
35.	Construction of Additional Space for Machine Hall of LPO Building, SOP, Rawalpindi	0.466	0.000	0.000	0.400	0.063	0.000
36.	Construction of 11 No. Houses, Category VI in Survey of Pakistan, Murree.	2.821	0.000	0.204	0.617	0.232	0.000
37.	Construction of Guard Reception Room and Incineator in Survey of Pakistan, Quetta.	0.227	0.000	0.033	0.100	0.090	0.000

## WATER

(Million Rupees)

Sl. No.	Name, Location and status of the Scheme	Total Cost	Foreign Aid	Estimated Expenditure upto June, 1989	Revised Expenditure for 1989-90	Allocation for 1990-91	
						Total PSDP	Foreign Aid
1	2	3	4	5	6	7	8
38.	Installation of Tube-well in Survey of Pakistan Residential Colony, Quetta.	0.930	0.000	0.000	0.830	0.095	0.000
39.	Construction of Ist Floor of Hostel Building in Survey Training Institute, Islamabad	3.042	0.000	0.000	0.251	0.000	0.000
Total (Defence Division)					3.198	1.924	0.000
E. KA & NA DIVISION							
	(i) Azad Kashmir	0.000	0.000	15.818	12.937	13.101	0.000
	(ii) Northern Areas	0.000	0.000	12.733	6.974	7.062	0.000
Total (KA & NA Div)					19.911	20.163	0.000
F. S & FR DIVISION							
	(i) FATA-DC	0.000	0.000	0.000	74.041	83.954	0.000
Total (S & FR Div)					74.041	83.954	0.000
Total (Water)					5589.598	5476.098	3353.155

---


---

**POWER**

---

---


(43-44)



POWER  
(Summary)

(Million Rupees)

Sl. No.	Sub-sector	Allocation for 1990-91	
		Total PSDP	Foreign Aid
1	2	3	4
1.	WAPDA (Power)	16,081.754	8,000.000
	(a) Generation	8,774.338	4,555.700
	(b) Transmission & STG	4,858.164	2,294.300
	(c) Distribution	942.760	250.000
	(d) Village Electrification	1,506.492	900.000
2.	Power Private Cell	0.962	0.000
3.	Small Hydrel Schemes	42.328	0.000
4.	P.A.E.C.	93.773	0.000
5.	Special Areas	384.545	0.000
	Total (Power)	16,603.362	8,000.000



## POWER

(Million Rupees)

Sl. No.	Name, Location and status of the Scheme	Total Cost	Foreign Aid	Estimated Expenditure upto June 1989	Revised Expenditure for 1989-90	Allocation for 1990-91	
						Total PSDP	Foreign Aid
1	2	3	4	5	6	7	8
A. MINISTRY OF WATER AND POWER							
I. WAPDA							
	(i) Generation	98,889.800	48,677.415	21,322.200	10,715.910	8,774.338	4,555.700
✓	(ii) Transmission	26,568.900	10,083.000	8,349.600	2,740.770	3,126.564	1,394.300
	(iii) Distribution				1,494.000	942.760	250.000
	(iv) Village Electrification	0.000	0.000	8,460.000	2,392.000	1,506.492	900.000
	(v) STG	0.000	0.000	15,133.100	2,000.000	1,731.600	900.000
Total (WAPDA)					19,342.680	16,081.754	8,000.000
II. MINISTRY (MAIN)							
Small Hydel Projects							
1.	Reshum hydro-electric project, District Chitral.	0.000	0.000	0.000	11.625	28.860	0.000
2.	Development of Mini / Small Hydel Power Resource for Rural Electrification of Remote Areas of NWFP.	40.750	30.750	3.938	19.400	4.810	0.000
3.	Construction of Hydel Power Schemes at Ashura District Swat.	21.220	0.000	3.660	3.800	5.772	0.000
4.	Construction of Hydel Power Schemes at Upper Thal District Dir.	20.140	0.000	4.496	2.200	2.886	0.000
Total (SHYDO)					37.025	42.328	0.000
III Private Power Cell							
5.	M/o Water & Power Private Power Cell				71.747	0.962	0.000
Total (M/o Water & Power)					19,451.452	16,125.044	8,000.000
B. PRIME MINISTER SECRETARIAT							
Pakistan Atomic Energy Commission							
6.	Chashma Nuclear Power Project 900 MW	16,818.000	9,965.000	500.497	28.000	28.860	0.000
7.	Fuel Re-Processing Plant (Classified)	0.000	0.000	0.000	4.250	4.089	0.000
8.	Nuclear Minerals Survey Lahore Phase-III	316.547	75.047	260.934	22.000	19.240	0.000
9.	Detailed Exploration of Uranium in D.G.Khan Phase-V	75.484	14.957	57.215	18.800	16.354	0.000

## POWER


(Million Rupees)

Sl. No.	Name, Location and status of the Scheme	Total Cost	Foreign Aid	Estimated Expenditure upto June 1989	Revised Expenditure for 1989-90	Allocation for 1990-91	
						Total PSDP	Foreign Aid
1	2	3	4	5	6	7	8
10.	Residential Colony for NIAB Faisalabad	29.260	0.000	30.838	1.000	0.962	0.000
11.	Nuclear Medical Centre (CENAR) Quetta	41.259	13.934	39.468	1.500	0.279	0.000
12.	National Institute for Bio-Tech and Genetic Engg. Faisalabad.	192.598	39.000	41.607	14.150	17.316	0.000
13.	Residential Colony for Employees of PINSTECH	25.083	0.000	8.222	0.500	0.770	0.000
14.	Construction of Scientific Store and Admin Block for PINSTECH	9.600	0.000	9.049	0.100	0.481	0.000
15.	Construction of Girls School for PINSTECH Residential Colony	3.894	0.000	2.596	0.000	0.900	0.000
16.	Provision of Additional Facilities and Essential Services at IRNUM Peshawar	2.756	0.000	0.234	0.100	1.366	0.000
17.	Construction of Bioassay Laboratory at PINSTECH	3.269	0.300	1.923	1.600	0.000	0.000
18.	Construction of Seed Storage Building Solvent Store Room and Net House at NIAB Faisalabad	1.972	0.000	3.800	0.500	0.192	0.000
19.	Construction of Out Patient Block at AEMC Jamshoro	1.555	0.000	0.500	1.000	0.192	0.000
20.	Construction of Laboratory Building at NIAB Faisalabad	3.843	0.000	3.235	0.600	0.529	0.000
21.	Development of NIAB Experimental Farm NIAB Faisalabad	1.640	0.000	1.155	0.000	0.467	0.000
22.	Provision of Additional Essential Facilities at IRNUM Peshawar	2.754	0.000	0.234	0.100	0.000	0.000
23.	Construction of Hostel for Providing Accommodation to 50 Students of CNS PINSTECH Islamabad	4.000	0.000	3.486	0.200	0.866	0.000
24.	Construction of Bio-Saline Research Laboratory at AARC Tandojam	3.914	0.000	3.418	0.750	0.000	0.000
25.	Const. of Animal House Services Building and Director Res. at Lahore	3.127	0.000	2.526	0.100	0.000	0.000
26.	Const. of Cafeteria for Staff at PINSTEC	3.614	0.000	0.000	1.000	0.000	0.000
27.	Computer Training Lab. for Medical Application at AEMC, Jamshoro	1.000	0.000	3.987	1.000	0.000	0.000

## POWER

(Million Rupees)

Sl. No.	Name, Location and status of the Scheme	Total Cost	Foreign Aid	Estimated Expenditure upto June 1989	Revised Expenditure for 1989-90	Allocation for 1990-91	
						Total PSDP	Foreign Aid
1	2	3	4	5	6	7	8
28.	Extension in AEARC, Tandojam	0.000	0.000	3.800	0.300	0.000	0.000
29.	Construction of 1st Floor on Existing Girls Schools at PINSTECH	2.547	0.000	0.000	1.600	0.910	0.000
Total (P. M. Sectt.)					99.150	93.773	0.000
C. MINISTRY OF INTERIOR							
30.	Electrification of Villages	9.928	0.000	9.050	0.500	0.000	0.000
Total (M/O Interior)					0.500	0.000	0.000
D. KA & NA DIVISION							
	(i) Azad Kashmir	0.000	0.000	0.000	177.159	177.786	0.000
	(ii) Northern Areas	0.000	0.000	467.973	97.000	97.858	0.000
Total (KA & NA Division)					274.159	275.645	0.000
E. S & FR DIVISION							
	(i) FATA	0.000	0.000	0.000	107.811	108.900	0.000
Total (S & FR Div. )					107.811	108.900	0.000
Total (Power)					19,933.072	16,603.362	8,000.000



---


---

**FUELS**

---

---


(51-52)



## FUELS

(Summary)

		(Million Rupees)	
Sl No	Name of Sub-sector	Allocation for 1990-91	
		Total PSDP	Foreign Aid
1	2	3	4
1.	Oil & Gas Development Corporation	2245.308	326.700
2.	Petroleum Concession	597.402	0.000
3.	HDIP	12.139	5.880
4.	DG Energy Resources	0.000	0.000
5.	PMDC	6.032	0.000
6.	GSP	26.936	21.600
7.	Gas Operations	254.286	0.000
8.	ENERPLAN, ENERCON & HESS	90.070	80.658
Total (Fuels)		3232.173	434.838



## FUELS

(Million Rupees)

Sl No	Name, Location and Status of the Scheme	Total Cost	Foreign Aid	Estimated Expenditure upto June 1989	Revised Expenditure for 1989-90	Allocation for 1990-91	
						Total PSDP	Foreign Aid
1	2	3	4	5	6	7	8
A. M/O PETROLEUM & NATURAL RESOURCES							
	✓ I. OGDC	0.000	0.000	0.000	1783.100	2245.308	326.700
Total (OGDC)					1783.100	2245.308	326.700
II. D.G.PETROLEUM CONCESSION							
1.	Union Texas of Pakistan Inc. GOP's share 40%	0.000	0.000	2046.013	543.000	522.366	0.000
2.	Oxy's GOP Share 25%	0.000	0.000	777.752	58.000	55.796	0.000
3.	Pak-Hunt Petroleum Project GOP's share 12.5%	0.000	0.000	14.706	29.423	4.810	0.000
4.	PPL-GOP-OGDC Joint Venture GOP's share 11%	0.000	0.000	73.073	20.500	14.430	0.000
Total (Petroleum Concessions)					650.923	597.402	0.000
III. HDIP							
5.	Review of Petroleum Exploration and Evaluation of Sedimentary Basins of Pakistan, Islamabad.	9.844	0.000	8.372	1.472	0.000	0.000
6.	Pilot Plant Station for Process Development and Training Karachi.	9.987	0.000	7.196	2.791	0.000	0.000
7.	Construction of Laboratory Building for PTC Quetta.	2.100	0.000	2.055	0.045	0.000	0.000
8.	Promotion of use of CNG Automobiles, Lahore.	7.500	5.000	6.313	0.000	1.142	0.000
9.	HDIP Laboratory Building Complex, Islamabad.	9.771	0.000	9.387	0.384	0.000	0.000
10.	Petroleum Testing Centre, Multan.	1.465	0.000	1.328	0.137	0.000	0.000
11.	HDIP Analytical and Research Laboratory, Islamabad.	3.300	0.000	1.769	0.000	1.473	0.000
12.	HDIP-BGR Technical Cooperation Project, Islamabad.	8.500	6.500	7.357	0.419	0.000	0.000

## FUELS

(Million Rupees)							
Sl No	Name, Location and Status of the Scheme	Total Cost	Foreign Aid	Estimated Expenditure upto June 1989	Revised Expenditure for 1989-90	Allocation for 1990-91	
						Total PSDF	Foreign Aid
1	2	3	4	5	6	7	8
13.	Construction of Building of HDIP Petroleum Training Centre, Peshawar.	3.594	0.000	3.423	0.171	0.000	0.000
14.	Internal Substitution Laboratory, Karachi.	3.940	0.000	3.240	0.000	0.673	0.000
15.	Strengthening of Regional Centres Lahore, Peshawar and Quetta.	7.560	0.000	6.300	0.000	0.962	0.000
16.	Utilization of CNG in urban transport through the conversion of diesel buses	18.257	0.000	0.000	2.513	6.621	5.880
17.	The Establishment of Advance Sedimentological Laboratory, Islamabad.	5.522	0.000	4.485	0.000	0.998	0.000
18.	HDIP-DGR Collaborationn Project, Ph-III Islamabad.	4.780	0.000	4.500	0.000	0.269	0.000
Total (HDIP)					7.932	12.139	5.880
IV. DG (NRER)							
19.	Operation repair / maintenance of solar /wind system	4.500	0.000	0.000	4.500	0.000	0.000
20.	Renewable Energy for Village electrification (Revised (UNDP)	12.514	0.000	0.000	0.722	0.000	0.000
Total (D.G. NRER)					5.222	0.000	0.000
V. PMDC							
21.	Detailed Exploration of Northern Block of Lakhra Coal Field, Sind.	54.144	0.000	33.405	4.000	0.000	0.000
22.	Coal Utilization Studies.	1.172	0.000	0.000	0.000	1.126	0.000
23.	Development of coal mines in compact block at Lakhra for power generation	1074.112	0.000	0.000	41.861	4.810	0.000
24.	Exploration and evaluation of coal reserves in Makarwal, Mianwali	43.022	0.000	0.000	0.000	0.096	0.000
Total (PMDC)					45.861	6.032	0.000

## FUELS

(Million Rupees)

Sl No	Name, Location and Status of the Scheme	Total Cost	Foreign Aid	Estimated Expenditure upto June 1989	Revised Expenditure for 1989-90	Allocation for 1990-91	
						Total PSDP	Foreign Aid
1	2	3	4	5	6	7	8
IX. SNGPL							
25.	Supply of Gas to Abbottabad and Mansehra.	213.243	38.838	67.000	96.000	30.784	0.000
26.	Supply of Gas to FatehJhang.	15.763	0.000	0.000	0.000	7.582	0.000
27.	Supply of Gas to Abdul Hakim , Khanewal	3.300	0.000	0.000	0.000	1.933	0.000
28.	Supply of Gas to new towns / localities under FM's directives	100.000	0.000	0.000	36.000	0.000	0.000
29.	Supply of Gas to Chak Jhumra	56.132	0.000	0.000	0.000	29.551	0.000
30.	Supply of Gas to Lalian	15.097	0.000	0.000	0.000	7.262	0.000
31.	Supply of Gas to Shujabad	19.927	0.000	0.000	0.000	9.585	0.000
32.	Supply of Gas to Jalalpur Pirwala	4.230	0.000	0.000	0.000	2.035	0.000
33.	Supply of Gas to new towns / localities to cover future FM's directives	0.000	0.000	0.000	0.000	9.620	0.000
34.	Supply of Gas to Qila Masita Dist. Sheikhpura	3.026	0.000	0.000	0.000	1.456	0.000
35.	Supply of Gas to 19 localities in NA-115 and PP-161, Multan	33.436	0.000	0.000	0.000	16.083	0.000
36.	Supply of Gas to People's colony Sheikhpura	3.787	0.000	0.000	0.000	1.818	0.000
Total (SNGPL)					132.000	117.707	0.000
37.	Supply of Natural Gas to small industrial estate Larkana	11.760	0.000	10.000	8.820	0.676	0.000
38.	Quetta Natural Gas Distribution Project.	207.596	0.000	12.888	8.696	31.694	0.000
39.	Sui Field Villages Natural gas Distribution Project.	0.000	0.000	0.000	1.748	3.839	0.000
40.	Supply of Natural Gas to Mirpur Khas.	53.888	0.000	47.161	2.000	12.243	0.000
41.	Supply of Natural Gas to Sanghar.	39.890	0.000	13.500	19.380	2.632	0.000

## FUELS

(Million Rupees)

Sl No	Name, Location and Status of the Scheme	Total Cost	Foreign Aid	Estimated Expenditure upto June 1989	Revised Expenditure for 1989-90	Allocation for 1990-91	
						Total FSDP	Foreign Aid
1	2	3	4	5	6	7	8
42.	Supply of Natural Gas to Mahar town	16.088	0.000	0.000	0.000	7.700	0.000
43.	Supply of Natural Gas to small industrial estate Quetta	30.380	0.000	0.000	0.000	13.044	0.000
44.	Supply of Natural Gas to Bhiria city	12.027	0.000	0.000	0.000	9.947	0.000
45.	Supply of Gas to Padidan town	16.169	0.000	0.000	0.000	12.819	0.000
46.	Supply of Gas to Khairpur Nathan Shah	15.783	0.000	0.000	0.000	7.591	0.000
47.	Supply of Natural Gas to Bhiria Road	22.607	0.000	0.000	0.000	19.906	0.000
48.	Dera bugti natural gas distribution project	9.719	0.000	4.809	2.340	1.861	0.000
49.	Supply of Gas to Noshero Feroze	6.641	0.000	0.000	0.000	3.006	0.000
50.	Supply of Gas to new towns / localities to cover future EM's directives	100.000	0.000	0.000	0.000	9.620	0.000
Total (SGTC)					42.984	136.579	0.000

## XI. GEOLOGICAL SURVEY OF PAKISTAN

51.	Energy Planning and Development Umbrella Project (Coal Resource Assessment; A GSP-USAID Collaborative Project)-1984-88.	248.670	217.280	11.590	20.000	19.240	15.000
52.	Exploration & Evaluation of Sor Range-Deghari Coal Fields, Baluchistan, Pakistan (1987-91) (New approved Scheme)	31.365	0.000	5.070	5.000	0.000	0.000
53.	Baluchistan Coal Resource Evaluation Study (GSP-Government of Baluchistan-Asian Development Bank Joint Project)(1988-90)	16.067	6.604	0.000	0.000	7.696	6.600
Total (GSP)					25.000	26.936	21.600
Total (M/O Pet. Nat. Res.)					2693.022	3142.103	354.180

## FUELS

(Million Rupees)							
Sl No	Name, Location and Status of the Scheme	Total Cost	Foreign Aid	Estimated Expendi- ture upto June 1989	Revised Expendi- ture for 1989-90	Allocation for 1990-91	
						Total PSDP	Foreign Aid
1	2	3	4	5	6	7	8
B. PLANNING & DEVELOPMENT DIVISION							
54.	ENERPLAN	411.830	365.410	107.155	23.000	36.670	34.918
55.	Pakistan national household energy survey and strategy formulation study	56.800	48.900	0.000	1.000	5.445	3.210
56.	National Energy Conservation Project, ENERCON Islamabad.	225.180	207.700	116.210	32.600	47.956	42.530
Total (Planning Div.)					56.600	90.070	80.658
Total (Fuels)					2749.622	3232.173	434.838



---


---

**TRANSPORT & COMMUNICATION**

---

---


(61--62)



TRANSPORT AND COMMUNICATION  
SUMMARY

(Million Rupees)

Sl. No.	Sub-sector	Allocation for 1990-91	
		Total PSDP	Foreign Aid
1	2	3	4
1.	COMMUNICATIONS		
	(i) Telegraph and telephone	3799.900	2275.000
	(ii) Special Communication Organisation	38.480	0.000
	(iii) Other Communications	9.620	0.000
	(iv) Post Offices	44.466	0.000
2.	TRANSPORT		
	(i) Ports and Shipping	452.621	270.500
	(ii) Roads, Bridges & Highways	1752.082	1061.900
	(iii) Railways	1452.620	902.000
3.	RESEARCH	16.354	4.000
4.	AIR TRANSPORT		
	(i) Airport Security Force	12.923	0.000
	(ii) Pakistan Met. Deptt.	2.310	0.000
5.	Special Areas	525.738	0.000
	Total (Transport & Communication)	8107.113	4513.400



## TRANSPORT AND COMMUNICATIONS

(Million Rupees)

Sl. No.	Name, Location and status of the scheme	Total Cost	Foreign Aid	Estimated Expenditure upto June 1989	Revised Estimates for 1989-90	Allocation for 1990-91	
						Total PSDP	Foreign Aid
1	2	3	4	5	6	7	8
<b>A. MINISTRY OF COMMUNICATIONS</b>							
	✓ i) TELEGRAPH AND TELEPHONES				3751.200	3799.900	2275.000
	Total (Telegraph and Telephones)				3751.200	3799.900	2275.000
	ii) HQ SCO						
1.	Expansion and Improvement of Telecom facilities in AJ & K (Project II/78-79)	56.768	17.983	36.185	0.000	11.163	0.000
2.	Expansion of local telephone system trunk facilities AJ&K (Project V/84-85)	58.090	23.750	31.384	8.471	15.603	0.000
3.	Expansion/Improvement of local Telephone system trunk facilities for new exchanges and opening of new PCOs in N.A. (Project VI/84-85)	44.750	18.830	18.970	3.849	8.562	0.000
4.	Expansion/Provision of carrier system/Telex Services Phonogramme in N.As	6.556	1.757	0.686	0.280	0.000	0.000
5.	Providing 180 channels for connecting small towns with main outlets in AJK (Project VII/84-85)	20.727	6.800	9.509	0.000	3.152	0.000
	Total (Spel. Communication Organ.)				12.600	38.480	0.000
	iii) OTHER TELECOMMUNICATIONS						
	✓ 6. Other Telecommunications	101.000	46.000	796.000	8.410	9.620	0.000
	Total (Other Communications)				8.410	9.620	0.000
	iv) PAKISTAN POST OFFICES						
7.	Mechnization of Postal Service-II	19.940	0.000	8.863	9.855	1.176	0.000
8.	Computerization (New)	5.000	0.000	0.556	4.444	0.000	0.000
9.	160 Buildings and 78 Quarters for Low Paid Staff	368.702	83.800	123.624	57.556	43.290	0.000
	Total (Pakistan Post Offices)				71.855	44.466	0.000

## TRANSPORT AND COMMUNICATIONS

(Million Rupees)

Sl. No.	Name, Location and status of the scheme	Total Cost	Foreign Aid	Estimated Expenditure upto June 1989	Revised Estimates for 1989-90	Allocation for 1990-91	
						Total PSDP	Foreign Aid
1	2	3	4	5	6	7	8
v) PORTS AND SHIPPING							
10.	Procurement of dredger P.Q.A.	407.000	301.000	8.346	0.010	0.962	0.000
11.	Light House at Ketty Bunder	6.950	0.000	2.693	1.090	0.000	0.000
12.	Construction of Jinnah Bridge (Phase-II)	200.000	40.000	6.098	1.000	0.000	0.000
13.	Construction of temporary oil handling facility	47.000	23.918	0.500	47.000	0.000	0.000
14.	Gawader Fish Harbour	759.000	279.000	121.182	400.000	400.192	250.000
15.	Equipment of night navigation for container terminal at Port Qasim	0.000	0.000	0.000	0.000	6.734	5.000
16.	Feasibility Study for oil Terminal at Port Qasim, Jiwani & Gandani Fish Harbours and other Studies	34.270	13.800	0.000	7.300	9.620	5.000
17.	B.M.R. Facilities K.S. and E.W.	0.000	0.000	0.000	0.000	0.096	0.000
18.	Port Qasim Authority (Phase-I)	4700.000	1913.000	4455.191	12.500	24.050	0.000
19.	Inland Water Transport Feasibility Study	12.032	8.750	0.000	0.632	10.967	10.500
Total (Ports & Shipping)					469.532	452.621	270.500
vi) NATIONAL HIGHWAYS AND BRIDGES							
a) PUNJAB							
20.	Providing carpetted dual C/way mile 169/4-202/2 from COAS House RWP-Chablat including Bridge	241.962	0.000	232.857	2.165	1.924	0.000
21.	Construction of Talibwala Bridge	301.796	0.000	237.867	75.500	1.924	0.000
22.	Rehabilitation of Gujranwala-Lalamusa Section	88.790	0.000	60.410	20.000	1.924	0.000
23.	Rehabilitation of Sahiwal to Chichawatni Section	70.133	0.000	53.087	15.989	1.017	0.000
24.	Additional C/way Lahore-Sahiwal (N-5)	1157.000	0.000	1.389	5.000	0.096	0.000
25.	Rehabilitation of NH mile 417-425, km 630.42 to 644.10 Distt. R.Y. Khan	14.458	0.000	9.458	5.000	0.000	0.000
26.	Rehabilitation/Imp. of NH mile 474/4 to 480/6, km 723.5 to 732.5	11.093	0.000	8.073	3.000	0.000	0.000
27.	Reconstruction of 2 old Arch Bridges km 1477 in N-5 near Jhelum	18.330	0.000	15.127	4.916	0.000	0.000

## TRANSPORT AND COMMUNICATIONS

(Million Rupees)

Sl. No.	Name, Location and status of the scheme	Total Cost	Foreign Aid	Estimated Expenditure upto June 1989	Revised Estimates for 1989-90	Allocation for 1990-91	
						Total PSDP	Foreign Aid
1	2	3	4	5	6	7	8
28.	Rehabilitation/Imp. of NH mile 485/4 to 486/6, Distt. R.Y. Khan	4.579	0.000	2.579	2.000	0.000	0.000
29.	Repairing of Kalndab Bridge in mile 217 on HN N-5	1.398	0.000	0.463	1.116	0.271	0.000
30.	Reconstruction of damaged bridge and C/W on N-5 between km 1266-1279 Lahore, Kala Shah Kaku	18.525	0.000	0.000	10.000	0.000	0.000
31.	Construction of Bridge at Pak-Pattan	250.000	0.000	0.000	0.000	0.962	0.000
Total (Punjab)					144.686	8.118	0.000
b) SINDH							
32.	Kotri Bridge and Hyderabad bypass Project	433.534	0.000	294.211	86.407	18.278	0.000
33.	Moro Bypass Project	48.776	0.000	33.881	1.450	2.886	0.000
34.	W/R of NH mile 45/2 to 48/0 Sukkur Division	12.011	0.000	11.562	0.449	0.000	0.000
35.	W/R of mile 191/0-191/4, 193/2, 194/4 and 213/3-214/0	5.361	0.000	3.561	1.800	0.000	0.000
36.	Overhead Bridge on Railway Crossing Near Shikarpur N-65	19.454	0.000	0.000	1.500	0.481	0.000
37.	Overhead Bridge on N-5 near Ranipur	19.570	0.000	0.000	5.000	1.924	0.000
38.	Rehabilitation of Shoulders and repair of damaged Culverts from Jamshoro to Dadu	14.900	0.000	0.000	8.000	1.924	0.000
39.	Construction of Bridge between Khairpur and Larakana on River Indus	400.000	0.000	0.000	1.000	0.096	0.000
Total (Sindh)					105.606	25.589	0.000
c) NWFP							
40.	Construction of Bridge over river Kurram between Bannu and Kohat	29.280	0.000	29.280	2.000	0.000	0.000
41.	Construction of Dual Carriage Way between Nowshera and Peshawar	181.514	0.000	171.639	9.874	0.000	0.000
42.	Construction of D.I. Khan Darya Khan Bridge	554.254	0.000	487.236	2.000	0.000	0.000
43.	Construction and improvement of D.I. Khan Dhansar Road	72.263	0.000	26.977	10.000	0.962	0.000

## TRANSPORT AND COMMUNICATIONS

(Million Rupees)							
Sl. No.	Name, Location and status of the scheme	Total Cost	Foreign Aid	Estimated Expenditure upto June 1989	Revised Estimates for 1989-90	Allocation for 1990-91	
						Total PSDP	Foreign Aid
1	2	3	4	5	6	7	8
44.	Construction of Amangarh Overhead Bridge N-5	30.200	0.000	24.366	3.664	0.962	0.000
45.	Construction of 5 bridges Peshawar-Charsadda Road.	66.078	0.000	53.582	7.000	0.962	0.000
46.	Construction of Bridge over River Gambila between Bannu and D.I. Khan	39.930	0.000	38.930	1.000	0.000	0.000
47.	Construction and improvement of KKH (N-35) Hassan abdal - Abbotabad Road.	116.500	0.000	1.000	30.000	4.810	0.000
48.	Reconstruction of 21 Nos. Culverts from Jarikass to Qalanderabad N-35.	4.209	0.000	3.089	1.120	0.000	0.000
49.	Construction of five bridges between Peshawar-Nowshera (N-5) Old Carriage Ways	9.400	0.000	0.000	9.400	0.000	0.000
Total (NWFP)					76.058	7.696	0.000
d) BALUCHISTAN							
50.	Construction and improvement of D.I. Khan Kutchlak Road, N-50.	270.000	0.000	190.875	30.000	6.734	0.000
51.	Improvement of Quetta-Taftan Road, N-40.	253.339	0.000	85.900	35.000	6.734	0.000
52.	Widening/Raising of N-25, Hub Bela Saryab Road.	429.950	0.000	20.708	15.000	9.620	0.000
53.	Repair of flood damages N-65 Qyetta Bibi Section	98.680	0.000	91.180	1.000	1.924	0.000
54.	Construction of Sui Dera Bughti Road	109.400	0.000	0.000	15.000	9.620	0.000
55.	Special resurfacing patch work N-40 km 193-487	6.864	0.000	5.960	0.894	0.000	0.000
56.	Widening/Reconditioned of N-25, km 340-342	8.756	0.000	7.614	1.224	0.000	0.000
57.	Improvement of N-65 (W&S) km 153-186	8.262	0.000	8.202	0.060	0.000	0.000
58.	Provision of structures, km 269 5-462 N-50	4.335	0.000	4.315	0.020	0.000	0.000
59.	Improvement/Strengthening of N-40 KM 309-315-5 Nushki Taftan Section	11.200	0.000	9.690	1.519	0.000	0.000
60.	Improvement of N-40 quetta-Naushki-Taftan Section Km 160-183 from Lakhpass	10.416	0.000	9.136	1.280	0.000	0.000
61.	Improvement of N-40 quetta-Naushki-Taftan Section Km 259-279 from Lakhpass	9.144	0.000	7.994	1.150	0.000	0.000

## TRANSPORT AND COMMUNICATIONS

(Million Rupees)							
Sl. No.	Name, Location and status of the scheme	Total Cost	Foreign Aid	Estimated Expenditure upto June 1989	Revised Estimates for 1989-90	Allocation for 1990-91	
						Total PSDP	Foreign Aid
1	2	3	4	5	6	7	8
62.	Improvement of N-40 Quetta-Naushki-Taftan Section Km 290-3111 from Lakhpass	8.913	0.000	7.963	0.950	0.000	0.000
63.	PC-II, Lakhpass Tunnel	0.620	0.000	0.000	0.041	0.557	0.000
64.	Kishori Bridge N-25	3.026	0.000	3.026	0.132	0.000	0.000
65.	Improvement of N-40 Km 440-465	9.950	0.000	1.167	2.000	1.924	0.000
66.	Construction/Re-conditioning of Damaged Structures, Repairs and re-decking culverts Kunki-Khuzdar Section Km 223 to Km 386	5.000	0.000	0.000	5.000	0.000	0.000
67.	Flood Damages Repair/Re-construction work on Quetta-Zhob Road N-50	7.311	0.000	0.000	6.100	1.165	0.000
Total (Baluchistan)					116.370	38.278	0.000
e) NHB Schemes							
✓ 68.	Improvement of Indus Highway:	5471.000	2735.000	23.535	100.000	481.000	350.000
-	Consultancy					34.632	0.000
Punjab							
-	Rajnapur-Kashmore Section					81.770	0.000
-	D.G. Khan-Ramak Section.					78.884	0.000
Sindh							
-	Nooriabad-Sehwan Section					168.350	0.000
-	Kashmore-Badani Section					24.050	0.000
NWFP							
-	Peshawar-Karappa Section					67.340	0.000
-	Razmak-D.I. Khan Section					25.974	0.000
69.	Feasibility study Design of Indus Highway	34.454	0.000	29.960	4.494	0.000	0.000
70.	Feasibility study of bridge over Satluj near Pakpattan and Minchinabad	2.000	0.000	0.000	0.000	0.962	0.000
71.	Third Highway Project	1251.269	86.000	1070.882	10.000	0.000	0.000

## TRANSPORT AND COMMUNICATIONS

(Million Rupees)

Sl. No.	Name, Location and status of the scheme	Total Cost	Foreign Aid	Estimated Expenditure upto June 1989	Revised Estimates for 1989-90	Allocation for 1990-91	
						Total PSDP	Foreign Aid
1	2	3	4	5	6	7	8
72.	Fourth Highway Project	4800.000	2544.000	980.893	500.000	577.200	310.000
	Punjab						
-	Mian Channu-Chak Behni Section					57.720	0.000
-	Chak Behni-Sahiwal Section					57.720	0.000
-	Gujranwala-Chenab Bridge Section					52.910	0.000
-	Chenab Bridge-Kharian Section					76.960	0.000
-	Chenab Bridge & 3 other Bridges					72.150	0.000
	Sindh						
-	Karachi-Hyderabad Section (Km 13-Km 81)					105.820	0.000
-	Hyderabad-Hala Section					86.580	0.000
-	Karachi-Hyderabad Section (Km 81-Km 148)					67.340	0.000
73.	Feasibility study of lowari Tunnel	14.615	7.600	10.423	4.196	0.000	0.000
74.	Feasibility study for Bridges over River Between Larkana and Khairpur	1.200	0.000	0.000	1.000	0.192	0.000
75.	Construction of Mekran Coastal Road.	12.500	0.000	0.000	0.000	1.443	0.000
76.	Lowari Tunnel Project (Dir Chitral)	2445.000	1410.000	8.290	4.750	28.860	20.000
77.	Maintenance of Backlog Reduction Programme	0.000	0.000	0.000	0.000	358.441	260.900
78.	Traffic Count Programme	3.656	0.000	1.067	1.000	0.962	0.000
79.	Re-surfacing Programme	0.000	0.000	0.000	0.000	166.426	121.000
80.	Construction of NHB Office Building	18.652	0.000	9.311	4.161	2.886	0.000
	Total (NHB Schemes)				629.601	1618.373	1061.900
	f) NATIONAL LOGISTIC CELL						
81.	Kalabagh Chakardara Road	226.318	0.000	103.460	17.000	48.100	0.000
	Total (NLC Roads)				17.000	48.100	0.000

71

TRANSPORT AND COMMUNICATIONS

(Million Rupees)

Sl. No.	Name, Location and status of the scheme	Total Cost	Foreign Aid	Estimated Expenditure upto June 1989	Revised Estimates for 1989-90	Allocation for 1990-91	
						Total PSDF	Foreign Aid
1	2	3	4	5	6	7	8
g) FRONTIER WORKS ORGANISATION							
82.	Replacement of damaged portion of KKH at Gulkin Glacier (Revised)	7.400	0.000	5.078	0.000	2.080	0.000
83.	Construction of Ghorī Mausreri Road	45.000	0.000	6.366	10.000	3.848	0.000
84.	CMTC Development	37.671	0.000	35.008	2.663	0.000	0.000
Total (FWO Roads)					12.663	5.928	0.000
Total (National Highway & Bridges)					1101.984	1752.082	1061.900
Total (M/o Communications)					5415.581	6097.169	3607.400
B. MINISTRY OF RAILWAY							
✓	Pakistan Railways	0.000	0.000	0.000	844.767	1452.620	902.000
Total (M/o Railways)					844.767	1452.620	902.000
C. PLANNING & DEVELOPMENT DIVISION							
85.	National Transport Research Centre	136.000	25.000	28.000	22.000	16.354	4.000
Total (P&D Division)					22.000	16.354	4.000
D. AVIATION DIVISION							
Airport Security Force							
86.	Construction of Barrack for 128 Guards No.2 at Lahore.	3.029	0.000	1.537	1.492	0.000	0.000
87.	Constructin of Barrack for Guards No.1 Faisalabad.	3.659	0.000	2.605	1.054	0.000	0.000
88.	Construction for Barrack for 128 ASF Guards No.1, Multan	3.916	0.000	3.791	0.125	0.000	0.000
89.	Construction of Hostel for Ladies members at Karachi.	3.987	0.000	2.942	0.676	0.355	0.000
90.	Construrction of Barrack Accommodation of Guard No.1 (a.b.c.) at Karachi.	0.233	0.000	0.000	0.233	0.000	0.000
91.	Construction for Barrack for ASF Guards No.4, Karachi	2.884	0.000	1.815	0.628	0.424	0.000
92.	Construction for Barrack for 128 ASF Guards No.1, Quetta	3.446	0.000	2.634	0.000	0.800	0.000

## TRANSPORT AND COMMUNICATIONS

(Million Rupees)

Sl. No.	Name, Location and status of the scheme	Total Cost	Foreign Aid	Estimated Expenditure upto June 1989	Revised Estimates for 1989-90	Allocation for 1990-91	
						Total FSDP	Foreign Aid
1	2	3	4	5	6	7	8
93.	External Services for ASF Camp, at Karachi.	1.865	0.000	1.200	0.391	0.264	0.000
94.	Construction of accommodation at 5 small airports Pasni, Gwadar, Turbat, Skardu, Chitral	4.634	0.000	1.700	0.000	1.443	0.000
95.	Construction of accommodation at 5 small airports Gilgit, Saidu Sharif, Rawala Kot, Muzaffarabad and Nawabshah	10.000	0.000	0.000	0.000	1.924	0.000
96.	Cook House for Guards at Islamabad.	2.518	0.000	1.500	1.018	0.000	0.000
97.	External services for ASF Cam, Lahore.	0.747	0.000	0.218	0.399	0.125	0.000
98.	External services for ASF Camp, Faisalabad.	0.659	0.000	0.275	0.384	0.000	0.000
99.	Hold Baggage screening Machine No.4	5.330	0.000	4.200	0.500	0.606	0.000
100.	Hand Baggage X-Ray Machine (20 Nos)	18.930	0.000	4.500	8.500	5.705	0.000
101.	Walk through gates metal detector (20 Nos.)	2.541	0.000	0.614	0.600	1.277	0.000
Total (Airport Security Force)					16.000	12.923	0.000
Total (Aviation Division)					16.000	12.923	0.000

## E. DEFENCE DIVISION


## Pakistan Meteorological Deptt.

102.	Pilot Balloon Equipment at Karachi	1.278	0.000	0.860	0.070	0.000	0.000
103.	Construction of Observatory Building and residential accommodatino at Murree	4.365	0.000	2.924	1.000	0.424	0.000
104.	Provision of additional Met. facilities in Northern Regions	13.522	2.800	10.513	0.300	0.000	0.000
105.	Rewinsonde observatory Lahore	5.021	2.150	0.000	1.314	0.962	0.000
106.	Construction of observatory building at Garhi Depatta	0.833	0.000	0.854	0.050	0.000	0.000
107.	Upgradation of surface observatory at Muzaffarabad to upperwind observatory	1.953	0.105	1.111	0.200	0.000	0.000
108.	Establishment of Aeromet Station Pasni Airport	1.609	5.000	0.800	0.040	0.000	0.000
109.	Establishment of Aeromet Station Bannu Airport	2.443	0.500	0.848	0.476	0.010	0.000

## TRANSPORT AND COMMUNICATIONS

(Million Rupees)

Sl. No.	Name, Location and status of the scheme	Total Cost	Foreign Aid	Estimated Expenditure upto June 1989	Revised Estimates for 1989-90	Allocation for 1990-91	
						Total PSDP	Foreign Aid
1	2	3	4	5	6	7	8
110.	Establishment of Aeromet Station Skardu Airport	1.346	0.000	0.224	1.000	0.337	0.000
111.	Modernization Project Pakistan Metrological Department	54.611	42.728	0.884	0.200	0.192	0.000
112.	Upper Wind observatory Hyderabad	1.700	0.650	0.445	0.300	0.289	0.000
113.	Aeromet Observatory at Turbat Airport	0.839	0.170	0.614	0.100	0.096	0.000
114.	Establishment of Model Observatory at Karachi.	1.115	0.000	0.000	0.250	0.000	0.000
Total (P.M.D.)					5.300	2.310	0.000
Total (Defence Division)					5.300	2.310	0.000
F. KAHAMIR AFF. AND NORTHERN AFF. DIVISION							
	(i) Azad Jammu and Kashmir	0.000	0.000	0.000	239.410	219.892	0.000
	(ii) Northern Areas	0.000	0.000	0.000	149.980	173.523	0.000
Total (KA & NA Division)					389.390	393.415	0.000
G. STATES & FRONTIER REGIONS DIVISION							
	(i) FATA	0.000	0.000	0.000	211.280	132.323	0.000
Total (S & FR Division)					211.280	132.323	0.000
Total (Transport And Communications)					6904.318	8107.113	4513.400



---


---

**PHYSICAL PLANNING & HOUSING**

---

---


(75-76)



PHYSICAL PLANNING AND HOUSING  
(Summary)

(Million Rupees)

Sl. No.	Sub-sector	Allocation For 1990-91	
		Total PSDP	Foreign Aid
1	2	3	4
1.	Capital Development Authority	191.630	0.000
2.	Government Servants Housing	239.409	0.000
3.	Government Offices and Buildings	19.326	0.000
4.	C B R Housing & Offices	29.726	0.000
5.	Director General Immigration & Passport	4.810	0.000
6.	Civil Armed Forces	58.574	0.000
7.	Islamabad Administration	1.924	0.000
8.	Foreign Affairs Buildings	6.539	0.000
9.	FC/Levies/Thanas	18.278	0.000
10.	Special Areas	218.849	0.000
11.	Other Programmes	8.291	0.000
Total (Physical Planning & Housing)		797.356	0.000



## PHYSICAL PLANNING AND HOUSING

(Million Rupees)

Sl. No.	Name, Location and status of the scheme	Total Cost	Foreign Aid	Estimated Expenditure upto June 1989	Revised Expenditure for 1989-90	Allocation for 1990-91	
						Total PSDP	Foreign Aid
1	2	3	4	5	6	7	8
A. CABINET DIVISION							
i) Capital Development Authority							
1.	Presidential Estate Colony	82.977	0.000	71.203	3.000	0.000	0.000
2.	Office and Residential Accommodation for AGPR	69.316	0.000	33.869	1.100	1.924	0.000
3.	Provision of individual Gas Meter in Government Houses	43.155	0.000	4.034	5.000	1.924	0.000
4.	Miscellaneous Works	0.000	0.000	77.799	2.000	1.924	0.000
5.	Roof treatment of Govt. houses	40.000	0.000	25.962	2.500	2.405	0.000
6.	Improvement of A/C system, P,Q,R&S Blocks	13.307	2.407	0.756	10.000	2.886	0.000
7.	Construction of Supreme Court Building	377.971	36.769	16.503	1.115	9.620	0.000
8.	Construction of Mosque at Sectt. Complex	1.605	0.000	0.251	0.605	0.000	0.000
9.	Security Measures for Aiwan-e-Sadar	50.000	0.000	1.527	1.000	0.962	0.000
10.	Prime Minister's Sectt. Cabinet/ Establishment Blocks Phase-I & II	367.878	38.825	272.553	19.000	0.000	0.000
11.	Aiwan-i-Saddar i/c furnishing	238.124	34.434	218.030	3.000	0.000	0.000
12.	Construction of Federal Govt. Houses on abandoned plots	79.160	0.000	0.000	1.500	3.848	0.000
13.	Beautification of Islamabad.	50.000	0.000	4.214	2.000	0.481	0.000
14.	Introduction and Development of Wildlife at Margallah Hills	2.700	0.030	0.693	0.200	0.192	0.000
15.	Prime Minister's House Complex, infrastructure facilities ancillary works sports facilities and residence of staff.	108.416	8.006	7.289	77.000	52.910	0.000
16.	Prime Minister's House Furnishing	0.000	0.000	0.000	0.000	6.734	0.000
17.	Construction of accommodation for Police in P.M. Complex	119.103	0.000	0.000	0.000	9.620	0.000
18.	Dev. of Infrastructure & ext. services for PM. for police & staff colony.	53.491	0.000	0.000	0.000	19.240	0.000
19.	Bulk water supply (Phase-II) i/c Water Shed Management	643.443	36.895	849.023	16.000	11.544	0.000
20.	Improvement of water supply scheme	59.963	0.000	0.000	2.000	0.000	0.000

## PHYSICAL PLANNING AND HOUSING

(Million Rupees)							
Sl. No.	Name, Location and status of the scheme	Total Cost	Foreign Aid	Estimated Expenditure upto June 1989	Revised Expenditure for 1989-90	Allocation for 1990-91	
						Total PSDP	Foreign Aid
1	2	3	4	5	6	7	8
21.	Water Supply from Khanpur Dam (Detailed Designing)	37.290	34.419	1.442	15.000	19.240	0.000
22.	Bulk Water Supply Phase-III (3rd Conduction)	742.515	294.371	0.000	15.000	24.050	0.000
23.	Water supply distribution system Phase-I&II	970.111	14.271	0.000	13.390	9.620	0.000
24.	Drainage System	38.000	0.000	24.156	3.000	0.962	0.000
25.	Bulk Water Supply Scheme (Phase-I)	56.577	4.420	0.000	0.850	0.000	0.000
26.	Sewerage System	72.265	7.600	63.920	1.000	1.924	0.000
27.	Carpetting of Khyaban-i-Suharwardhy Islamabad.	21.020	0.000	0.000	5.000	0.000	0.000
28.	Improvement of Airport link road from Islamabad highway to airport	40.106	0.000	8.854	13.000	4.810	0.000
29.	Recarpetting of Kashmir Highway	64.335	0.000	0.000	8.000	0.000	0.000
30.	Islamabad Highway	190.000	0.000	0.000	7.000	0.000	0.000
31.	Roads i/c Traffic Signals	250.000	0.000	0.000	25.000	0.000	0.000
32.	I.J.P. Road	190.000	0.000	0.000	6.000	0.000	0.000
33.	Conversion of overhead LT Distribution in Sector G-6/1, Islamabad.	4.526	0.000	0.000	0.000	0.962	0.000
34.	Provision of flexible pedestrian Street in Sector G-6, Islamabad.	3.793	0.000	0.000	0.000	0.962	0.000
35.	Conversion of single phase power supply into three phase power supply in G-6, F-6, & G-7, Islamabad.	19.760	0.000	0.000	0.000	0.962	0.000
36.	Construction of Mosque, F-10/3, Islamabad.	0.000	0.000	0.000	0.000	0.962	0.000
37.	Construction of fountain at Central Square, Islamabad.	10.547	0.000	0.000	0.000	0.962	0.000
Total (CDA)					259.260	191.630	0.000
ii) Deptt. of Communications Security							
38.	Construction of residential accommodation at Islamabad for Officers of Department of Communications Security	9.957	0.000	9.020	1.000	0.962	0.000
Total (Communications Security)					1.000	0.962	0.000
Total (Cabinet Division)					260.260	192.592	0.000

## PHYSICAL PLANNING AND HOUSING

(Million Rupees)

Sl. No.	Name, Location and status of the scheme	Total Cost	Foreign Aid	Estimated Expenditure upto June 1989	Revised Expenditure for 1989-90	Allocation for 1990-91	
						Total PSDP	Foreign Aid
1	2	3	4	5	6	7	8
B. WORKS DIVISION							
i) Offices/Buildings							
39.	Construction of FPSC Office Building Islamabad.	39.171	0.000	0.000	0.000	4.810	0.000
40.	Construction of Additional Office Block at 94-Upper Mall, Lahore.	7.474	0.000	0.000	0.000	0.962	0.000
41.	Construction of C.E. Office and 3 Circle Office, PWD Islamabad.	9.652	0.000	9.552	0.100	0.000	0.000
42.	Construction of FIC (Now PMIC) Building at Islamabad.	14.430	0.000	14.335	0.095	0.000	0.000
43.	Construction of Office of Director General Pakistan PWD, Islamabad Phase-I	5.708	0.000	4.330	0.100	1.229	0.000
44.	Construction Architect's Office and Divisional Office, PWD Islamabad.	9.515	0.000	9.415	0.100	0.000	0.000
45.	Construction of Dispensary at Aiwan-e-Saddar, Rawalpindi.	1.400	0.000	0.000	0.149	0.000	0.000
46.	Construction of 10 Garages (Aiwan-e-Saddar) Rawalpindi	0.780	0.000	0.376	0.675	0.087	0.000
47.	Provision of Sui Gas / Gas Heaters in Santry posts at PM,s house & Sectt. Islamabad	0.181	0.000	0.000	0.000	0.174	0.000
48.	Provision of Sui Gas / Gas Heaters in Santry posts at PM,s house & Sectt. Islamabad (Senate Buldg. & General block)	0.109	0.000	0.000	0.000	0.105	0.000
49.	Replacement of PIDC woolen carpets in cafeteria in PM's Sectt. Islamabad	0.199	0.000	0.000	0.000	0.191	0.000
50.	Govt. of Lavatry Block near Guest House in PM's Sectt. Islamabad	0.112	0.000	0.000	0.000	0.108	0.000
51.	Repair of Jamai Mosque at Nagar Parkar, Distt. Tharparkar	0.200	0.000	0.100	0.100	0.010	0.000
52.	Construction of Mosque/Madrassa Chachro Distt. Tharparkar	0.506	0.000	0.000	0.505	0.087	0.000
53.	Re-building of Mosque in Circuit House Sukkur	0.349	0.000	0.000	0.000	0.019	0.000
54.	Construction of AGPR Sub-Office at Karachi	9.915	0.000	5.109	6.000	1.924	0.000
55.	Construction and Promotion of Fire Fighting Equipment and Emergency Stairs in Shaheed-e-Millat Sectt. Islamabad	14.108	0.000	0.000	5.000	4.810	0.000

## PHYSICAL PLANNING AND HOUSING

(Million Rupees)

Sl. No.	Name, Location and status of the scheme	Total Cost	Foreign Aid	Estimated Expenditure upto June 1989	Revised Expenditure for 1989-90	Allocation for 1990-91	
						Total PSDP	Foreign Aid
1	2	3	4	5	6	7	8
56.	Construction of Mosque in Guest House Area of Prime Minister's Estate Rawalpindi	1.133	0.000	0.000	0.513	0.000	0.000
57.	Construction of Office of Director General Pakistan PWD, Islamabad	9.991	0.000	2.269	0.100	0.000	0.000
58.	Construction of office building for Election Commission Islamabad	24.055	0.000	5.000	0.100	4.810	0.000
Total (Public Works Deptt Offices)					13.537	19.326	0.000
ii) Government Servants Housing							
59.	Construction of 3000 quarters for Federal Govt. servants at Islamabad (Phase-I)	352.426	0.000	355.870	2.700	0.962	0.000
60.	Construction of 3000 quarters for Federal Govt. servants at Islamabad (Phase-II)	282.355	0.000	238.478	18.500	24.050	0.000
61.	Construction of 21 Family Suits for FG Officers, Islamabad	12.707	0.000	0.000	2.500	7.215	0.000
62.	Construction of 5160 houses for Federal Government Employees at Islamabad Phase-I	246.414	0.000	203.868	30.000	33.670	0.000
63.	Construction of 52 Federal Minister residences at Islamabad	62.673	0.000	14.457	40.000	24.258	0.000
64.	Construction of 72 Family Suites for Federal Govt. Employees, Islamabad.	33.183	0.000	0.000	6.400	12.025	0.000
65.	Construction of Federal Lodges for Govt. Officers in Sector G-5/2, Islamabad	38.082	0.000	34.740	3.000	0.000	0.000
66.	Construction of Govt. Owned Res. an abandoned plots at Islamabad (66 residences)	70.061	0.000	0.000	9.500	21.645	0.000
67.	Construction of residential accommodation for Federal Govt. Employees Dhana Singh Wala, Lahore	235.000	0.000	217.600	13.000	4.810	0.000
68.	Construction of residential accommodation for I.B. Employees at College Road Lahore	4.170	0.000	3.622	0.300	0.241	0.000
69.	Construction of residential accommodation for I.B. Employees at 94-Upper Mall, Lahore	5.015	0.000	4.613	0.500	0.481	0.000

## PHYSICAL PLANNING AND HOUSING

(Million Rupees)							
Sl. No.	Name, Location and status of the scheme	Total Cost	Foreign Aid	Estimated Expenditure upto June 1989	Revised Expenditure for 1989-90	Allocation for 1990-91	
						Total PSDP	Foreign Aid
1	2	3	4	5	6	7	8
70.	Renovation of Central Govt. Colonies at Martin, Clayton Jehangri Road, Karachi	9.995	0.000	4.364	0.500	0.962	0.000
71.	Providing Additional Ceiling Fans in Central Govt. Colonies, Karachi	9.057	0.000	1.668	0.000	0.962	0.000
72.	Construction of 2nd floor over Federal Lodge Lahore	3.347	0.000	2.560	0.730	0.096	0.000
73.	Construction of 2nd Floor over Federal Lodge i/c Car Parking, Land scaping and Servant quarters at Peshawar	2.100	0.000	0.575	0.000	0.481	0.000
74.	Construction of residential accommodation for Federal Govt. Servants at Peshawar	87.400	0.000	78.589	5.317	1.924	0.000
75.	Construction of Residential Accommodation for Federal Govt. Servants at Quetta	8.174	0.000	7.714	0.100	0.096	0.000
76.	Acquisition of 50 Acres of Land and construction of 250 quarters of various categories for Central Govt. Servants at Sariab Road, Quetta	128.170	0.000	59.593	15.000	19.240	0.000
77.	Construction of Residential Accommodation for Audit Department at Quetta	9.892	0.000	5.069	5.000	1.635	0.000
78.	Const. of houses for F.G. Employees under PMs, Programme to generate employment at Islamabad, Karachi, Lahore, Peshawar, Quetta and Bannu	350.000	0.000	132.710	35.000	38.480	0.000
79.	Provision of distri. system for House to House Service connection in Matryin, Clayton, Jehangir and Pakistan Quarters in place of Bulk supply Karachi	14.078	0.000	11.418	0.500	0.481	0.000
80.	Construction of 5160 Houses for Federal Government Employees Islamabad Phase-II	1,000.611	0.000	0.000	5.000	4.810	0.000
81.	Construction of 40 Additional rooms to existing Federal Lodges Islamabad	9.187	0.000	0.000	1.400	4.810	0.000
82.	Const. of Res. Accommodation for FG Employees at Islamabad (P.M. Estate)	122.500	0.000	0.000	2.500	12.025	0.000
83.	Acquisition of Land & Const. of 20 Officers Federal Lodge Cum Office at Multan	30.000	0.000	0.000	0.000	9.620	0.000
84.	Construction of 150 Cat-V Quarters/ Flats for Federal Government Employees, Islamabad	0.000	0.000	0.000	0.000	14.430	0.000
Total (Public Works Deptt. Res.)					197.447	239.409	0.000

## PHYSICAL PLANNING AND HOUSING

(Million Rupees)

Sl. No.	Name, Location and status of the scheme	Total Cost	Foreign Aid	Estimated Expenditure upto June 1989	Revised Expenditure for 1989-90	Allocation for 1990-91	
						Total PSDP	Foreign Aid
1	2	3	4	5	6	7	8
iii) CBR Offices/Buildings							
85.	Construction of Residential Accommodation for Income Tax Department at Gujranwala	14.078	0.000	11.418	0.500	0.962	0.000
86.	Construction of residential accommodation for Income Tax Department Islamabad	7.147	0.000	1.000	1.000	0.962	0.000
87.	Acquisition of land and const. of office building for Income Tax Department at Islamabad	10.000	0.000	1.600	2.000	0.000	0.000
88.	Construction of office building for the Income Tax Department at Sialkot	0.032	0.000	1.063	0.185	0.481	0.000
89.	Construction of 6th and 7th floors of office building for Income Tax Department at Lahore	5.486	0.000	5.500	0.400	0.000	0.000
90.	Construction of Land Customs Station at Wagha (Lahore)	5.070	0.000	1.252	0.500	0.962	0.000
91.	Installation of Lifts in Income Tax Department	4.950	0.000	4.159	1.300	0.000	0.000
92.	Construction of office building for the Income Tax Department at Faisalabad	13.010	0.000	13.186	3.160	0.000	0.000
93.	Construction of office building for Income Tax Department at Gujranwala	10.000	0.000	12.163	2.920	0.962	0.000
94.	Construction of Custom Sports Complex at FG Area, Karachi	19.800	0.000	8.588	1.023	2.405	0.000
95.	Construction of office-cum-residential accommodation at Badin	2.340	0.000	1.540	0.300	0.481	0.000
96.	Construction of office/residential accommodation at Sukkur	5.069	0.000	2.318	0.300	0.962	0.000
97.	Construction of office cum residential accommodation for Income Tax Department at Sanghar	2.369	0.000	1.563	0.300	0.481	0.000
98.	Construction of 6 'A' type quarters for Income Tax Department at Clifton Karachi	3.270	0.000	0.558	0.300	0.577	0.000
99.	Construction of residential accommodation for the Directorate of Training Vigilance, Inspection and Intelligence (Customs & Excise) at Karachi	4.600	0.000	4.220	0.213	0.000	0.000

## PHYSICAL PLANNING AND HOUSING

(Million Rupees)

Sl. No.	Name, Location and status of the scheme	Total Cost	Foreign Aid	Estimated Expenditure upto June 1989	Revised Expenditure for 1989-90	Allocation for 1990-91	
						Total PSDP	Foreign Aid
1	2	3	4	5	6	7	8
100.	Construction of residential accommodation of non-gazetted staff for Central Excise and Customs at Karachi	3.045	0.000	3.208	0.069	0.000	0.000
101.	Construction of office-cum-residential accommodation at Thatta	1.961	0.000	1.061	0.400	0.481	0.000
102.	Construction of office and residential accommodation for Custom Department at Larkana	2.904	0.000	1.640	0.500	0.481	0.000
103.	Renovation of Office and residential accommodation for custom department Port Qasim Karachi at Karachi	8.000	0.000	0.748	1.000	0.000	0.000
104.	Construction of office/residential accommodation for Custom Department Nooriabad	3.544	0.000	0.444	1.000	0.481	0.000
105.	Aquisition of land and const. of office-cum-residence for I.T. Department at Dadu	2.515	0.000	1.615	0.300	0.577	0.000
106.	Construction of new custom house at Karachi	68.359	0.000	67.759	0.500	0.096	0.000
107.	Construction of office-cum-residential accommodation for I.T. Department at Khairpur	2.603	0.000	1.437	0.500	0.481	0.000
108.	Construction of office-cum-residential accommodation for I.T. Department at Jaccobabad	2.400	0.000	1.645	0.500	0.481	0.000
109.	Construction of Customs Ware House and Vehicles Sheds at Karachi	3.900	0.000	0.406	0.000	0.962	0.000
110.	Construction of Pesid Accommodation for Customs Department at Peshawar	7.694	0.000	0.000	1.000	0.000	0.000
111.	Construction of office and residential accommodation for Income Tax Department at D.I.Khan	2.196	0.000	0.726	0.300	0.481	0.000
112.	Construction of residential accommodation for Income Tax Department Peshawar	6.500	0.000	0.000	1.000	0.000	0.000
113.	Construction of office building for income tax department at Peshawar	3.805	0.000	12.263	1.000	0.962	0.000
114.	Construction of Check Posts at Kohat, Malakand, Mansehra	4.450	0.000	0.300	0.300	0.000	0.000
115.	Construction of office and residential accommodation for Income Tax Department at Abbottabad	5.200	0.000	1.796	0.500	0.962	0.000

## PHYSICAL PLANNING AND HOUSING

(Million Rupees)							
Sl. No.	Name, Location and status of the scheme	Total Cost	Foreign Aid	Estimated Expenditure upto June 1989	Revised Expenditure for 1989-90	Allocation for 1990-91	
						Total PSDP	Foreign Aid
1	2	3	4	5	6	7	8
116.	Acquisition of land and construction of Check Posts for Customs Department at Torkham Pehor, Remak, Bara and Landi-Kotal	2.500	0.000	1.536	0.100	0.481	0.000
117.	Construction of office and residential accommodation for Income Tax Department at Bannu	1.000	0.000	5.639	0.300	0.481	0.000
118.	Acquisition of land and concentral Excise & Land Customs at Quetta	0.000	0.000	9.850	0.915	0.000	0.000
119.	Construction of residential accommodation for Customs Department at Quetta	3.600	0.000	0.637	0.000	0.481	0.000
120.	Construction of Custom chemical Lab at Karachi	1.719	0.000	1.400	1.400	0.096	0.000
121.	Construction of Office Accommodation for CBR, Islamabad	94.962	0.000	6.000	0.000	9.620	0.000
122.	Construction of Inter-Agency Complex at Khuda-abad at Khujjrabpass	15.097	0.000	0.000	0.000	1.924	0.000
123.	Construction of residential accommodation for Incom Tax Department at Karachi	4.412	0.000	0.000	0.019	0.000	0.000
124.	Construction of Office/Residential Accommodation for customs department Gujranwala	3.933	0.000	1.151	0.000	0.962	0.000
Total (CBR Offices & Building)					26.004	29.726	0.000
Total (Works Division)					236.988	288.461	0.000
C. MINISTRY OF INTERIOR							
i) FC NWFP							
125.	Construction of officers colony for FC NWFP at Haytabad Peshawar	40.703	0.000	7.140	0.000	2.405	0.000
126.	Construction of Residential accommodation for Bajaur Scouts at Khar	11.310	0.000	6.825	2.000	0.866	0.000
127.	Construction of Surface water Tank under ground tank and laying of pipe lines at Challanai Mohmand Rifles	6.060	0.000	0.140	1.000	1.924	0.000
128.	Construction of Fort and water point Picquet for Bajaur Scouts at Khar	1.407	0.000	0.000	1.300	0.103	0.000

## PHYSICAL PLANNING AND HOUSING

(Million Rupees)

Sl. No.	Name, Location and status of the scheme	Total Cost	Foreign Aid	Estimated Expenditure upto June 1989	Revised Expenditure for 1989-90	Allocation for 1990-91		
						Total PSDP	Foreign Aid	
1	2	3	4	5	6	7	8	
129.	Construction of Wing HQ for Bajaur Scouts at Nawagai	46.814	0.000	5.805	0.100	0.962	0.000	
130.	Water supply scheme for Shawal rifles at Razhmak	1.930	0.000	0.000	1.900	0.308	0.000	
131.	Water supply scheme for Cantt. type accommodation at Kitkot Bajaur Scouts	2.469	0.000	1.191	0.778	0.481	0.000	
132.	Construction of Fort for South Waziristan Scouts at Zarmelan	12.717	0.000	9.280	2.600	0.962	0.000	
133.	Construction of Fort for South Waziristan Scouts at Sarkanda	13.365	0.000	10.918	0.100	1.924	0.000	
134.	Construction of Wing HQ for Mohmand Rifles at Mamad Cat.	22.216	0.000	15.843	2.000	0.481	0.000	
135.	Construction of Fort for South Waziristan Scouts at Zalai	18.847	0.000	13.232	1.500	1.443	0.000	
136.	Construction of Residential Accommodation for Dir Scouts at Timergara	6.180	0.000	6.654	1.419	0.577	0.000	
Total (FC NWFP)						14.697	12.436	0.000
ii) FC Baluchistan								
137.	Construction of accommodation for Officers and Followers at HQ FC Quetta	5.660	0.000	1.922	1.508	0.481	0.000	
138.	Construction of accommodation for EX-BC at Baleliand Sibi	73.014	0.000	29.320	2.500	2.405	0.000	
139.	Construction of Wing H.Q. for F.C. at Panjgur	8.960	0.000	0.023	1.000	0.962	0.000	
140.	Construction of Wing H.Q. at Mand Distt. Mekran	9.890	0.000	6.829	1.000	0.289	0.000	
141.	Construction of Wing H.Q. at Hoshab (Distt. Mekran)	5.930	0.000	3.823	0.200	0.192	0.000	
142.	Const. of Residential accommodation for CAF at various places in Balochistan	225.020	0.000	66.736	2.000	4.810	0.000	
143.	Construction of accommodation for HQFC at Quetta Distt.	94.894	0.000	54.893	5.000	5.772	0.000	
Total (FC Baluchistan)						13.208	14.911	0.000

## PHYSICAL PLANNING AND HOUSING

(Million Rupees)							
Sl. No.	Name, Location and status of the scheme	Total Cost	Foreign Aid	Estimated Expenditure upto June 1989	Revised Expenditure for 1989-90	Allocation for 1990-91	
						Total PSDP	Foreign Aid
1	2	3	4	5	6	7	8
iii) Pak Rangers							
144.	Construction of Residential Accommodation for HQ Pak Rangers at Ghazi Road, Lahore.	32.050	0.000	14.870	3.500	1.347	0.000
145.	Construction of 25 bedded hospital for H.Q. Chenab Rangers at Sialkot.	6.440	0.000	2.261	0.739	0.000	0.000
146.	Construction of Residential Accommodation for Sutlaj Rangers at Wagha.	2.688	0.000	2.700	0.000	0.096	0.000
147.	Construction for Border Out Posts.	168.500	0.000	10.000	10.000	14.430	0.000
148.	Construction of observation towers.	3.000	0.000	0.000	0.000	1.924	0.000
Total (Pak Rangers)					14.239	17.797	0.000
iv) FIA							
149.	Construction of FIA HQ building G-9/4, Islamabad (F.A)	18.621	0.000	17.745	0.450	0.410	0.000
150.	Const. of Residential accommodation for FIA at Islamabad.	22.506	0.000	21.036	1.470	0.722	0.000
151.	Construction of FIA zonal office at Lahore.	9.550	0.000	2.668	0.702	1.154	0.000
152.	Construction of FIA zonal office at Karachi.	19.905	0.000	0.000	0.000	0.192	0.000
153.	Construction of FIA office accommodation at Quetta.	4.002	0.000	3.116	0.800	0.577	0.000
154.	Construction of Inter Agency Complex at Khunjrab Pass	7.059	0.000	7.590	0.000	0.962	0.000
155.	Construction of Residential accommodation for FIA at Quetta.	9.633	0.000	1.030	0.100	0.625	0.000
Total (FIA)					3.522	4.643	0.000
v) Coastal Roads							
156.	Construction of Amne Magazine one at Korangi, Uthal and Gwadur	1.482	0.000	0.000	0.000	0.192	0.000
157.	construction of check post at Kumb, Quarter Gaurds at Jiwani, and Pasni.	6.443	0.000	2.542	2.000	1.924	0.000
158.	Construction of Company HQ at Chuhar Jamali	3.250	0.000	2.762	0.350	0.130	0.000

## PHYSICAL PLANNING AND HOUSING

							(Million Rupees)	
Sl. No.	Name, Location and status of the scheme	Total Cost	Foreign Aid	Estimated Expenditure upto June 1989	Revised Expenditure for 1989-90	Allocation for 1990-91		
1	2	3	4	5	6	Total PSDP	Foreign Aid	
159.	Construction of Office type accommodation at Battalion HQ Korangi Karachi.	7.681	0.000	6.637	1.760	0.000	0.000	
160.	Construction of Residential Accommodation 24x Cat-V Flat for at HQ Coast Guards.	3.590	0.000	2.189	2.150	0.096	0.000	
161.	Const. of 16 Cat.IV Flats for Pak Coast Guards, Karachi.	3.946	0.000	1.719	1.250	0.000	0.000	
162.	Const. of Ware House No.1 at HQ Coast Guard Karachi.	2.320	0.000	1.471	0.843	0.192	0.000	
Total (Coast Gaurds)					8.353	2.535	0.000	
vi) Civil Defence								
163.	Civil Defence Training School Lahore.	5.771	0.000	4.005	1.765	0.481	0.000	
164.	Civil Defence Training School Karachi	8.573	0.000	5.603	2.969	0.481	0.000	
165.	Civil Defence Training School Peshawar	4.637	0.000	3.016	0.300	1.443	0.000	
166.	Civil Defence Training School Quetta	9.838	0.000	1.628	0.300	0.481	0.000	
167.	National Institute of Fire Technology Islamabad.	59.627	0.000	0.000	0.000	2.405	0.000	
168.	Director General Civil Defence Islamabad.	9.985	0.000	0.000	0.000	0.962	0.000	
Total (Civil Defence)					5.334	6.253	0.000	
Total (Civil Armed Forces)					59.353	58.574	0.000	
vii) DG Immigration								
169.	Construction of Office Building for Director General of Immigration and Passports and Regional Passport Office, Islamabad.	9.875	0.000	2.022	0.000	4.810	0.000	
Total (DG Immigration)					0.000	4.810	0.000	
viii) Islamabad Admisnistration								
170.	Water Sippy Schemes in U.C. Bharakau, (Bharakau Mohra Noor, and Shahdara)	9.400	0.000	1.190	0.000	1.924	0.000	
171.	Water Supply Scheme Kirpa.	3.524	0.000	0.646	2.004	0.000	0.000	
Total (Islamabad Admn.)					2.004	1.924	0.000	
Total (M/O Interior)					61.357	65.308	0.000	

(1)


PHYSICAL PLANNING AND HOUSING

(Million Rupees)

Sl. No.	Name, Location and status of the scheme	Total Cost	Foreign Aid	Estimated Expenditure upto June 1989	Revised Expenditure for 1989-90	Allocation for 1990-91	
						Total FSDP	Foreign Aid
1	2	3	4	5	6	7	8
<b>D. MINISTRY OF FOREIGN AFFAIRS</b>							
172.	Purchase of Crypto Material for HQ	0.000	0.000	0.000	5.050	3.848	0.000
173.	Purchase of new Wireless Sets/Antennas.	0.000	0.000	0.000	4.950	1.924	0.000
174.	Const. of Foreign Office Lodge (Phase-I)	18.800	0.000	15.943	0.400	0.577	0.000
175.	Construction of Kitchen/Dining Hall and Community Toilets for Police Guards	0.500	0.000	0.000	0.050	0.190	0.000
Total (M/O Foreign Affairs)					10.450	6.539	0.000
<b>E. MINISTRY OF RELIGIOUS AFFAIRS</b>							
176.	Construction of Mosque in Hajj Complex I-14, Islamabad.	6.848	0.000	5.320	3.000	0.000	0.000
177.	Construction of Office building for Council of Islamic Ideology at G-5/2, Islamabad.	12.443	0.000	3.520	0.000	2.886	0.000
Total (M/O Religious Affairs)					3.000	2.886	0.000
<b>F. MINISTRY OF COMMERCE</b>							
178.	Const. office building for CCI&E Islamabad.	14.072	0.000	1.467	0.000	0.192	0.000
179.	Construction of office building of office of the Deputy Controller of Imports and Exports, Faisalabad.	3.191	0.000	1.032	0.000	1.924	0.000
180.	Construction of office building of office of the Controller of Imports and Exports, Lahore.	5.138	0.000	5.138	0.000	0.385	0.000
181.	Construction of office building of office of the Controller of Imports and Exports, Peshawar.	2.018	0.000	1.500	0.000	0.498	0.000
Total (M/O Commerce)					0.000	3.000	0.000
<b>G. JUSTICE &amp; PARLIAMENTARY AFFAIRS DIVISION</b>							
182.	Construction of New Building for the Federal Sharit Court, Islamabad.	59.777	2.900	3.155	2.000	0.000	0.000
183.	Construction of New Building for Office etc. of the Federal Judicial Academy, Islamabad.	17.995	0.000	0.000	4.533	0.962	0.000
Total (J & PA Division)					6.533	0.962	0.000

## PHYSICAL PLANNING AND HOUSING

(Million Rupees)							
Sl. No.	Name, Location and status of the scheme	Total Cost	Foreign Aid	Estimated Expenditure upto June 1989	Revised Expenditure for 1989-90	Allocation for 1990-91	
1	2	3	4	5	6	Total PSDP	Foreign Aid
<b>H. ENVIRONMENTS AND URBAN AFFAIRS DIVISION</b>							
184.	Construction of grilled boundry wall on peripheril area of Quaid-i-Azam mausoleum	2.380	0.000	2.070	0.000	0.385	0.000
185.	National Human Settlement Policy	1.605	0.000	1.310	0.500	0.000	0.000
186.	Coordinated Environmental Education Programme	3.941	0.000	3.410	0.500	0.000	0.000
187.	Preparation of National Conservation Stretagy of Pakistan	0.200	0.000	0.930	0.200	0.096	0.000
188.	Technical Assistance for Urban Water Supply and sanitation study essisted by Asian Development Bank.	0.300	0.000	0.100	0.150	0.000	0.000
189.	Building material and other logistic requirements for construction	0.950	0.000	0.618	0.332	0.000	0.000
190.	Promotion of environmental education establishment of M.Sc Programme in environmental planning and management at Peshawar University.	4.976	0.000	0.100	4.874	0.000	0.000
Total (Envir. & Urban Aff. Div.)					6.556	0.481	0.000
<b>I. KASHMIR AFF. AND NORTHERN AFF. DIVISION</b>							
	(i) Azad Kashmir	0.000	0.000	0.000	82.052	82.342	0.000
	(ii) Northern Areas	0.000	0.000	0.000	48.000	48.425	0.000
Total (KA & NA Division)					130.052	130.768	0.000
<b>J. STATES &amp; FRONTIER REGIONS DIVISION</b>							
	(i) FATA	0.000	0.000	0.000	84.562	85.416	0.000
	(ii) FATA DC	0.000	0.000	0.000	2.650	2.666	0.000
	(iii) FC/Levies	0.000	0.000	0.000	20.500	18.278	0.000
Total (S & FR Division)					107.712	106.360	0.000
Total (Physical Planning & Housing)					822.908	797.356	0.000



---


---

**RURAL ROADS**

---

---

(93-94)




## RURAL ROADS &amp; MODEL VILLAGES

(summary)

90-91

(Million Rupees)

Sl. No.	Name of Sub-sector	Allocation for 1990-91	
		Total PSDP	Foreign Aid
1.	Ministry of Interior	19.987	0.000
2.	Ministry of Local Govt. & Rural Dev.	331.174	180.000
3.	Narcotics Division	134.680	134.680
4.	Special Areas	145.494	0.000
Total (Rural Roads & M.V.)		631.336	314.680



## RURAL ROADS AND MODEL VILLAGES

(Million Rupees)

Sl. No.	Name, Location and status of the scheme	Total Cost	FEC	Estimated Expenditure upto June 1989	Revised Expenditure for 1989-90	Allocation for 1990-91	
						Total PSDP	Foreign Aid
1	2	3	4	5	6	7	8
A. MINISTRY OF INTERIOR							
1.	14 K.M. rural roads in U.C. Taimair	9.900	0.000	1.254	4.000	2.597	0.000
2.	Construction of 20 Km Rural Road in ICT	9.892	0.000	4.146	3.000	1.889	0.000
3.	Widening and Strengthening of Rural Roads	8.846	0.000	2.617	4.117	1.443	0.000
4.	Model integrated rural area development project (MIRAD) Phase I & II	429.116	422.916	4.000	0.000	3.848	0.000
5.	Const. of 15 K.M. Road at Bharakahu	9.975	0.000	1.643	3.000	1.924	0.000
6.	7 K.M. rural roads in Shah Allah Ditta	5.600	0.000	1.437	2.676	1.119	0.000
7.	Const. of 8 K.M. Road in Pind Begwal Jandda	8.172 *	0.000	0.000	1.206	1.347	0.000
8.	5 K.M. rural roads in U.C. Sihala	5.964	0.000	1.165	1.200	2.405	0.000
9.	IRD for ICT in collaboration with UNICEF	1.978	0.000	0.000	0.000	0.529	0.000
10.	Const. of 23 K.M. Roads in ICT	19.961	0.000	0.000	0.000	2.886	0.000
Total (Interior Division)					19.199	19.987	0.000
B. MINISTRY OF LOCAL GOVERNMENT AND RURAL DEVELOPMENT							
11.	ADB Farm to Market Road Project Phase-I	704.000	268.800	83.980	200.000	211.640	100.000
12.	USAID Road Resource Management Project	993.590	731.000	50.000	150.000	115.440	80.000
13.	Federal Rural Development Engg. Cell	5.146	0.530	1.932	1.155	1.111	0.000
14.	Construction of Hostel Building for local Council trainees at NCRD	3.973	0.000	3.672	0.200	0.097	0.000
15.	Provision of certain essential residential and other facilities at NCRD	14.680	0.000	3.267	0.200	0.962	0.000
16.	Construction of Hostel at Municipal Training Research Institute Karachi	5.993	0.000	0.939	0.000	1.924	0.000
Total (LG & RD)					351.555	331.174	180.000

## RURAL ROADS AND MODEL VILLAGES

(Million Rupees)

Sl. No.	Name, Location and status of the scheme	Total Cost	FEC	Estimated Expenditure upto June 1989	Revised Expenditure for 1989-90	Allocation for 1990-91	
						Total PSDP	Foreign Aid
1	2	3	4	5	6	7	8
C. NARCOTICS DIVISION							
17.	Bajaur Area Dev. Project	256.140	256.140	0.000	0.000	38.480	38.480
18.	Kala Dhaka Area Dev. Project	677.265	677.265	0.000	40.000	57.720	57.720
19.	Mahmand Area Dev. Project	260.000	260.000	0.000	0.000	38.480	38.480
Total (Narcotics Division)					40.000	134.680	134.680
D. KASHMIR AFFAIRS & NORTHERN AFFAIRS DIVISION							
	(i) Azad Kashmir	0.000	0.000	0.000	86.715	87.022	0.000
	(ii) Northern Areas	0.000	0.000	0.000	48.000	48.425	0.000
Total (KA & NA Division)					134.715	135.447	0.000
E. STATES & FRONTIER REGIONS DIVISION							
	(i) FAITA	0.000	0.000	0.000	9.947	10.047	0.000
Total ( S & FR Division)					9.947	10.047	0.000
Total (Special Areas)					144.662	145.494	0.000
Total (RURAL ROADS & MODEL VILLAGES)					555.416	631.336	314.680

---


---

**D. SOCIAL DEVELOPMENT AND HUMAN  
RESOURCES SECTORS**

---

---

(99 100)



---


---

**EDUCATION AND TRAINING**

---

---


(101-102)



EDUCATION AND TRAINING  
SUMMARY

(Million Rupees)

Sl. No.	Sub-sector	Allocation for 1990-91	
		Total PSDP	Foreign Aid
1	2	3	4
1.	Primary Education	418.012	8.816
2.	Secondary Education	82.973	12.000
3.	Teachers Education	5.077	2.000
4.	Technical Education	93.488	25.549
5.	College Education	81.951	0.000
6.	Labraries and Museums	5.171	0.000
7.	Literacy Programme	61.760	0.000
8.	Scholarships and Loans	121.149	0.000
9.	Text Books	2.116	0.000
10.	University Education	372.599	18.541
11.	Miscellaneous Programme	30.025	10.192
12.	Administrative Training	17.845	0.000
13.	Special Areas	285.888	0.000
Total (Education & Training)		1578.055	77.098



## EDUCATION AND TRAINING

(Million Rupees)

Sl. No.	Name, Location and status of the scheme	Total Cost	Foreign Aid	Estimated Expenditure upto June 1989	Revised Expenditure for 1989-90	Allocation for 1990-91	
						Total PSDP	Foreign Aid
1	2	3	4	5	6	7	8
A. EDUCATION DIVISION							
I. Primary Education							
(a) FGEI							
1.	Opening of 12 new primary schools in urban area of Islamabad	29.880	0.000	32.102	1.629	0.000	0.000
2.	Opening of 22 new Primary Schools in Urban and rural area of Islamabad and provision of building to two existing Primary Schools in rural area	43.317	0.000	13.519	15.000	14.236	0.000
3.	Introduction of Prep. Classes in 37 Primary Schools at Islamabad	6.830	0.000	2.474	2.356	1.924	0.000
4.	Construction of Retaining walls for avoiding erosion and drain holes for disposal of rain water in FGPS, I-8, Islamabad	0.200	0.000	0.000	0.000	0.192	0.000
Sub Total (FGEI)					18.985	16.352	0.000
(b) Cantonments							
5.	Construction of dangerous declared block and development of FG Boys primary school Daryabad Rawalpindi	1.933	0.000	0.100	1.000	0.801	0.000
6.	Establishment of 5 new Primary Schools in Chaman, Rawalpindi and Karachi regions	8.172	0.000	0.800	3.000	4.206	0.000
7.	Establishment of 4 new Primary Schools at Rawalpindi	7.023	0.000	5.745	1.278	0.000	0.000
Sub-Total (Cantonments)					5.278	5.007	0.000
Federal							
8.	Primary Education Development and Expansion Project (PEDEP-II) FIU	45.891	36.713	31.854	1.600	1.924	1.500
9.	Primary Education Curriculum reform Project FIU	5.747	4.998	0.700	0.700	0.096	0.096
10.	Hygiene training safe drinking sanitation in rural primary schools with UNDP & facilities WHO Assistance.	4.632	4.432	2.045	0.100	1.058	1.000

## EDUCATION AND TRAINING

(Million Rupees)

Sl. No.	Name, Location and status of the scheme	Total Cost	Foreign Aid	Estimated Expenditure upto June 1989	Revised Expenditure for 1989-90	Allocation for 1990-91	
						Total PSDP	Foreign Aid
1	2	3	4	5	6	7	8
11.	Incentive Scheme for Primary and Middle School Students and Teachers	4.610	0.000	1.641	0.500	1.506	0.000
12.	Up-dating production and distribution of teachers guides	2.300	0.000	1.744	0.000	0.535	0.000
13.	Improvement of primary education (employment of teachers)	1900.000	0.000	0.000	944.000	384.800	0.000
14.	Third Primary Education Project (PEDEP) Phase-III FCU	103.780	85.800	4.977	4.000	2.405	2.000
15.	Girls primary education development project with ADB development Assistance	59.500	58.000	0.000	0.000	4.329	4.220
Total (Federal)					950.900	396.653	8.816
Total (Primary Education)					975.163	418.012	8.816
SECONDARY EDUCATION							
FGEI							
16.	Provision of additional Classrooms in 12 existing Secondary Schools located in Islamabad	12.211	0.000	12.211	1.000	0.000	0.000
17.	Constt. of building of Federal Directorate of Education Islamabad	6.700	0.000	1.900	1.000	3.656	0.000
18.	Upgradation of FGB Secondary Schools Rawat to Higher Secondary level	2.550	0.000	1.200	1.350	0.319	0.000
19.	Upgradation of FG Boys Middle School Rawal Dam and FG Girls Middle School Panjgran to Secondary level in Islamabad	4.004	0.000	1.500	1.000	1.447	0.000
20.	Establishment of 8 Secondary Schools at Islamabad	58.000	0.000	35.837	10.024	11.678	0.000
21.	Construction of 2 hostels one for male and one for female teachers at Islamabad	3.643	0.000	2.375	0.679	0.577	0.000
22.	Face lifting of the building of FGG model school F-7/2 Islamabad	0.236	0.000	0.000	0.236	0.000	0.000
23.	Upgradation of FG Girls Primary School Lakhwal to middle level	0.925	0.000	0.000	0.000	0.667	0.000

## EDUCATION AND TRAINING

(Million Rupees)

Sl. No.	Name, Location and status of the scheme	Total Cost	Foreign Aid	Estimated Expenditure upto June 1989	Revised Expenditure for 1989-90	Allocation for 1990-91	
						Total PSDP	Foreign Aid
1	2	3	4	5	6	7	8
24.	Reconstruction/ special repairs of dilapidated portion of 12 secondary / Middle schools in Federal Area	8.146	0.000	0.000	0.000	0.962	0.000
25.	Upgradation of FG Girls secondary school Herdoger to Higher Secondary level, Islamabad	0.418	0.000	0.000	0.000	0.402	0.000
26.	Provision of transport facilities for female teachers working in the rural school Sihala, Turnoul and Bharakau	1.698	0.000	0.000	0.000	1.633	0.000
27.	Improvement of physical facilities in FG Boys Secondary School at Bharakau in Federal Area, Islamabad (President's Directive)	1.747	0.000	0.000	0.000	1.681	0.000
28.	Upgradation of 4 Primary Schools to Middle Level in Islamabad F.Area	5.978	0.000	0.100	2.878	2.886	0.000
29.	Provision of additional class rooms in 18 Secondary Schools and 7 middle schools in Islamabad/Federal Area	19.947	0.000	0.000	0.000	5.033	0.000
30.	Establishment of 4 Secondary Schools in F-10-, I-10, and I-9, Islamabad	36.918	0.000	0.000	5.000	11.544	0.000
Total (FGEI)					23.167	42.485	0.000
(b) Cantonments							
31.	Development of 6 FG Public School Thall, FGBHS, Rawalpindi, Multan, FMBHS, D.I. Khan, Warsak	11.979	0.000	2.500	5.000	4.309	0.000
32.	Provision of Furniture to FGEIS in Peshawar, Wah, Quetta, and Karachi Regions	7.500	0.000	4.000	2.000	1.443	0.000
33.	Reconstruction of dangerous declared block of classrooms and Dev. of FG Girls High School, Daryabad, Rawalpindi	3.708	0.000	1.422	2.286	0.000	0.000
34.	Provision of 10 Buses to FGEI in Cantts	4.575	0.000	0.500	0.000	1.924	0.000
35.	Establishment of new Girls middle school at Peshawar	2.642	0.000	1.500	1.142	0.000	0.000
36.	Upgradation of 2 Primary Schools to Middle Level in Lahore Cantt.	1.531	0.000	0.000	0.000	1.473	0.000
37.	Construction of new building for FG Girls High School Gujranwala	4.120	0.000	0.000	0.000	0.096	0.000

## EDUCATION AND TRAINING

(Million Rupees)							
Sl. No.	Name, Location and status of the scheme	Total Cost	Foreign Aid	Estimated Expend- ture upto June 1989	Revised Expendi- ture for 1989-90	Allocation for 1990-91	
						Total PSDP	Foreign Aid
1	2	3	4	5	6	7	8
38.	Construction of 2 Hostels one for Male and one for Female Teachers at Wah	7.306	0.000	0.000	0.000	0.096	0.000
39.	Upgradation and Development of 2 FG Middle Schools to High level in Lahore cantt.	3.135	0.000	0.000	0.000	1.443	0.000
40.	Development of FG Technical High School, Chaklala, Rawalpindi	1.982	0.000	0.000	0.000	0.962	0.000
41.	Development of FG Girls High School Misrial Road and FGG High School Ch. Mohammad Iqbal Road Rawalpindi	5.762	0.000	0.000	1.000	1.924	0.000
42.	Construction of FG Girls High School No.2, Gracy lines Chaklala, Rawalpindi	4.619	0.000	0.000	2.000	2.519	0.000
43.	Upgradation of FG Boys Middle School No.1 Nowshera	1.343	0.000	0.000	0.000	0.096	0.000
44.	Construction of Building of FG Middle School CAD Kirana, Sargodha	1.733	0.000	0.000	0.000	1.667	0.000
Total (Cantonments & Garrisons)					13.428	17.953	0.000
FEDERAL							
45.	Establishment of Model school for girls F-10/2, Islamabad	12.120	0.000	9.958	1.000	1.118	0.000
46.	Establishment of new Model School for boys G-10/4, Islamabad	13.511	0.000	9.958	1.000	2.456	0.000
47.	Construction of girls middle schools for Pakistan Rangers, Ghazi Abad, Lahore	2.672	0.000	1.710	0.852	0.106	0.000
48.	Construction of 6 Classrooms for XI & XII in Model School for Girls, F-5/2, Islamabad	2.564	0.000	0.000	0.000	0.962	0.000
49.	Upgradation of Islamabad Model School for Boys F-8/4, Islamabad to Intermediate level	4.024	0.000	4.024	0.055	0.000	0.000
50.	Science Education Project for Secondary Schools (FIU)	100.160	81.008	19.906	11.000	14.430	12.000
51.	Addition of Class XI & XII in Islamabad Modal School for Girls F-7/4, Islamabad	7.566	0.000	2.900	1.000	1.443	0.000
52.	Improvement and Elevation of Sindh Madrassah-tut-Islam, National Pilot Secondary School, Karachi (Rev.) (APP)	6.236	0.000	0.000	0.000	1.924	0.000

## EDUCATION AND TRAINING

(Million Rupees)

Sl. No.	Name, Location and status of the scheme	Total Cost	Foreign Aid	Estimated Expenditure upto June 1989	Revised Expenditure for 1989-90	Allocation for 1990-91	
						Total PSDF	Foreign Aid
1	2	3	4	5	6	7	8
53.	Upgradation of IMS for Boys, F-7/3 to Inter Levl. (Un.App)	1.838	0.000	0.000	0.000	0.096	0.000
Total (Federal)					14.907	22.535	12.000
Total (Secondary Education)					51.502	82.973	12.000
<u>TEACHERS' EDUCATION</u>							
54.	Provision of B.Edu. evening Classes in Federal College of Education Islamabad	2.025	0.000	0.557	1.440	0.027	0.000
55.	Allotment of Land for Federal College of Education H-9, Islamabad	0.968	0.000	0.000	0.968	0.000	0.000
56.	Strengthening of College of Education Gilgit (President's Directives)	7.270	0.000	0.000	2.000	1.924	0.000
57.	Establishment of National Eng. Language Institute Phase-II	13.000	9.919	0.000	0.000	3.127	2.000
58.	Establishment of Institute of English Language and Research Phase-I	3.690	1.000	3.485	0.295	0.000	0.000
Total (Teachers' Education)					4.703	5.077	2.000
<u>TECHNICAL EDUCATION</u>							
59.	Development of Polytechnic for Women at Islamabad	45.620	27.825	10.823	12.000	21.931	18.238
60.	Establishment of Boys Polytechnic at Islamabad	59.560	15.090	16.556	1.000	9.620	0.000
61.	Expansion of National Educational Equipment Centre, Lahore	9.840	0.000	8.056	1.000	0.754	0.000
62.	Baluchistan Engineering College Khuzdar	292.135	112.930	226.901	20.000	33.670	0.000
63.	Production of Tech. Text Books for Polytechnics	5.916	0.000	1.902	0.500	0.962	0.000
64.	Establishment of National Technical Teachers Training College Islamabad	140.385	61.474	129.701	1.600	7.311	7.311
65.	Establishment of Shaheed Z.A. Bhutto Institute of Science and Technology of Pakistan	100.000	0.000	35.521	20.000	19.240	0.000

## EDUCATION AND TRAINING

(Million Rupees)

Sl. No.	Name, Location and status of the scheme	Total Cost	Foreign Aid	Estimated Expenditure upto June 1989	Revised Expenditure for 1989-90	Allocation for 1990-91	
						Total PSDP	Foreign Aid
1	2	3	4	5	6	7	8
66.	Strengthening of Department of Electronics, Dawood College of Engg. & Technology, Karachi	4.590	1.531	2.760	1.830	0.000	0.000
Total (Technical Education)					57.930	93.488	25.549
COLLEGE EDUCATION							
FGEI							
67.	Provision of computer facilities in Feder Colleges and FDE	7.224	0.000	0.000	1.000	2.665	0.000
68.	Establishment of F.G. College for Men F-10, Islamabad	19.142	0.000	5.700	4.000	5.772	0.000
69.	Improvement of physical facilities and Introduction of MA Psychology classes in FG College for Women F/7-2, Islamabad	7.708	0.000	0.000	0.000	1.924	0.000
70.	Establishment of FG College of Home Economics and Management Sciences at Islamabad	19.774	0.000	0.000	0.000	3.848	0.000
71.	Introduction of MA (Mass Communication) Classes in FG Margalla College for Women, F-7/4, Islamabad	0.230	0.000	0.000	0.000	0.221	0.000
72.	Establishment of FG College for Women G-10, Islamabad	19.404	0.000	4.750	5.000	5.772	0.000
73.	Provision of Building for FG College of Commerce Islamabad	17.480	0.000	13.678	3.802	0.000	0.000
74.	Provision of Additional facilities furniture equipment to FG College for Men H-8, Islamabad	9.082	0.000	5.832	2.000	1.203	0.000
75.	Improvement of FG Margala College for Women, F-7/4, Islamabad (President's Directive)	6.407	0.000	0.576	1.000	1.924	0.000
76.	Development of FG Margalla Colleges for Women F-7/4, Islamabad	5.233	0.000	4.690	0.543	0.000	0.000
Total (FGEI)					17.345	23.329	0.000
CANTONMENTS							
77.	Establishment of New College for Girls at Karachi	5.546	0.000	1.000	1.000	1.443	0.000
78.	Establishment of New College for Girls at Abbottabad	5.546	0.000	0.800	2.000	2.642	0.000

## EDUCATION AND TRAINING

(Million Rupees)

Sl. No.	Name, Location and status of the scheme	Total Cost	Foreign Aid	Estimated Expend- ture upto June 1989	Revised Expendi- ture for 1989-90	Allocation for 1990-91		
						Total PSDP	Foreign Aid	
1	2	3	4	5	6	7	8	
79.	Introduction of B.Sc Classes in all subjects in FG Sir Syed College, Rawalpindi (President's Directive)	3.142	0.000	0.000	0.000	1.924	0.000	
80.	Construction of new building for Federal Government Inter College, Karachi Cantt.	6.370	0.000	0.000	0.000	1.443	0.000	
81.	Establishment of new Girls College at Rawalpindi	5.546	0.000	1.000	2.000	2.449	0.000	
82.	Establishment of new Degree Science College for Boys Wah	8.871	0.000	1.210	2.000	2.886	0.000	
83.	Reconstruction/Development of FG College for Women Peshawar	15.272	0.000	0.100	1.890	1.924	0.000	
84.	Construction of New Building for FG Inter College Gujranwala	5.833	0.000	0.200	1.000	1.924	0.000	
Total (Cantonments)						9.890	16.635	0.000
FEDERAL								
85.	Expansion and Development of Home Economics College Rana Liaquat Ali Khan, Karachi	12.879	0.000	10.905	2.838	0.000	0.000	
86.	Purchase of Military Land measuring 4 Kanals for expansion of National College of Art, Lahore	2.000	0.000	1.000	1.000	0.000	0.000	
87.	Establishment of Govt. Girls College, Bannu	8.943	0.000	3.624	2.000	3.193	0.000	
88.	Provision of additional Classrooms and amenities at FG Urdu Arts College, Karachi	7.324	0.000	5.469	1.855	0.000	0.000	
89.	Introduction of second shift in ICB G-6/3 and IMCB F-8/4, Islamabad (Phase-II)	0.672	0.000	0.135	0.672	0.000	0.000	
90.	Development of National College of Arts, Lahore	26.840	0.000	11.604	5.000	4.810	0.000	
91.	Furnishing of Science Laboratory at ICG, F-6/2, Islamabad	1.890	0.000	0.000	0.000	0.962	0.000	
92.	Upgradation of ICB, G-6/3, Islamabad	6.404	0.000	0.888	1.000	1.443	0.000	
93.	Establishment of Federal College of Arts and Design Jamshoro	72.533	18.180	0.000	3.000	9.620	0.000	
94.	Establishment of Cadet College, Sarhari	59.000	0.000	0.000	1.000	9.620	0.000	
95.	Establishment of Cadet College Larkana	56.261	0.000	20.369	5.000	5.772	0.000	

## EDUCATION AND TRAINING

(Million Rupees)

Sl. No.	Name, Location and status of the scheme	Total Cost	Foreign Aid	Estimated Expenditure upto June 1989	Revised Expenditure for 1989-90	Allocation for 1990-91	
						Total PSDP	Foreign Aid
1	2	3	4	5	6	7	8
96.	Upgradation of ICG F-6/2, Islamabad	3.327	0.000	0.500	1.000	1.758	0.000
97.	Introduction of Post Graduate Classes at ICG, F-6/2, Islamabad	16.229	0.000	0.000	0.000	4.810	0.000
Total (Federal)					24.365	41.987	0.000
Total (College Education)					51.600	81.951	0.000
LIBRARIES AND MUSEUMS							
98.	Model Children Library, Islamabad	1.495	0.000	1.260	0.235	0.048	0.000
99.	National Library of Pakistan, Islamabad	130.322	0.000	127.574	0.500	0.000	0.000
100.	National Museum of Science and Technology	18.204	5.425	15.148	0.910	0.962	0.000
101.	Promotion of Serious Journals and Magazines in Colleges	1.100	0.000	0.685	0.000	0.399	0.000
102.	Construction of Khushal Khan Khattak Library	8.200	0.000	0.000	0.000	0.096	0.000
103.	Construction of Central Library at NIML, Islamabad	5.910	0.000	0.100	2.000	3.665	0.000
Total(Libraries & Museums)					3.645	5.171	0.000
LITERACY PROGRAMME							
104.	Rural Education and Development (READ) in 35 Villages of Islamabad District Phase-II	1.200	0.000	0.087	0.190	0.192	0.000
105.	Nai Roshani Schools	3153.207	0.000	740.935	150.000	57.720	0.000
106.	Use of Quranic Literacy for Promotion of female Literacy	8.000	0.000	0.000	0.000	1.924	0.000
107.	Motivational Programme for Promotion of Primary Education	9.450	0.000	1.507	1.000	1.924	0.000
Total (Literacy Programme)					151.190	61.760	0.000
SCHOLARSHIPS AND LOANS							
108.	Scholarship to the Students from other Countries	16.422	0.000	10.465	1.000	1.443	0.000

## EDUCATION AND TRAINING

(Million Rupees)

Sl. No.	Name, Location and status of the scheme	Total Cost	Foreign Aid	Estimated Expenditure upto June 1989	Revised Expenditure for 1989-90	Allocation for 1990-91	
						Total PSDP	Foreign Aid
1	2	3	4	5	6	7	8
109.	Merit Scholarships to students of Federal Area, Islamabad	1.380	0.000	1.121	0.259	0.192	0.000
110.	Indigent Cum talented Students Education at Aitchension College, Lahore	4.442	0.000	3.554	1.000	0.000	0.000
111.	Scholarships to Students belonging to Marri Bugti Agency (Balochistan), Phase-II	0.192	0.000	0.144	0.048	0.000	0.000
112.	Talent Farming Scheme by UGC	10.168	0.000	6.678	1.000	0.962	0.000
113.	Scholarships for higher studies in Science by UGC	6.580	0.000	1.944	0.500	0.962	0.000
114.	100 foreign scholarships for talented students of BFS-1-15 FG Employees	247.027	234.072	2.820	3.468	6.253	0.000
115.	Award of Scholarship to Japanese Students	2.940	0.000	0.245	0.100	0.192	0.000
116.	Allama Iqbal Gold Medal and Scholarships (Revised)	6.017	5.522	0.876	0.500	0.087	0.000
117.	Scholarships for Research by UGC (Phase-II)	15.625	0.000	5.290	1.000	1.924	0.000
118.	Scholarship to the Students of IFSTAD	2.271	0.000	1.013	0.150	0.481	0.000
119.	Supplementing Scholarships received from Foreign Government/Organization with inadequate terms Phase-II	22.785	0.000	1.777	2.600	3.367	0.000
120.	Education of Talented Students from Rural/Under developed Areas in Cadet Colleges and Public Schools	11.960	0.000	2.000	7.000	0.481	0.000
121.	Nishan-i-Haider Scholarships Phase-II	3.925	0.000	0.000	0.500	0.741	0.000
122.	Award of Stipend to Indigent Students Phase-II	7.500	0.000	2.360	2.000	1.924	0.000
123.	Indigent Cum Talented Students Education at Aitchension College Lahore (Phase-II)	5.000	0.000	0.000	0.000	0.962	0.000
124.	Award of Merit Scholarship to the Students of FGEI in Cantts.	4.193	0.000	0.920	0.000	0.577	0.000
125.	Meritorious Scholarship Scheme	10.080	0.000	0.000	0.000	1.924	0.000
126.	Merit Cash Award Phase-II	3.219	0.000	0.643	0.600	0.577	0.000
127.	President's one thousand Scholarships Phase-II	29.321	0.000	0.000	2.000	2.886	0.000
128.	Quaid-i-Azam Scholarship Scheme	74.000	0.000	24.651	10.000	10.582	0.000
129.	Merit Scholarship Scheme	143.879	136.651	50.112	20.000	21.164	0.000

## EDUCATION AND TRAINING

(Million Rupees)

Sl. No.	Name, Location and status of the scheme	Total Cost	Foreign Aid	Estimated Expenditure upto June 1989	Revised Expenditure for 1989-90	Allocation for 1990-91	
						Total PSDP	Foreign Aid
1	2	3	4	5	6	7	8
130.	Central Overseas Training Scholarship Scheme	449.078	441.692	177.812	60.000	60.606	0.000
131.	Post-doctoral training abroad by University Grants Commission	9.390	0.000	3.562	1.000	1.924	0.000
132.	Khushal Khan Khattak Scholarship Scheme	1.510	1.450	0.833	0.275	0.265	0.000
133.	Award of Overseas Scholarship to Polytechnic Teachers	4.408	0.000	3.358	1.000	0.673	0.000
Total (Scholarships and Loans)					116.000	121.149	0.000
TEXT BOOKS							
134.	Donation of Pakistani Books Abroad by NBCP.	1.100	0.000	0.300	0.086	0.192	0.000
135.	Supply of Supplementary Reading Material to Primary Scholls by NPF	1.500	0.000	0.000	0.000	0.962	0.000
136.	Promotion of Books by purchasing multiple copies	3.400	0.000	0.544	0.500	0.962	0.000
Total (Text Books)					0.586	2.116	0.000
UNIVERSITY EDUCATION							
PUNJAB UNIVERSITY							
137.	Development of the Section of Industrial Minerology at Geology Instt. Punjab University in Collaboration with University of Hull UK	4.700	4.700	2.489	0.200	0.000	0.000
138.	Development of Punjab University New Campus Lahore Phase-III	128.100	0.000	7.274	20.000	28.860	0.000
139.	Establishment of Centre of Clinical Psychology, Punjab University	4.000	0.000	0.000	0.000	0.962	0.000
Total (Punjab University, Lahore)					20.200	29.822	0.000
BAHAUDDIN ZIKRIA UNIVERSITY							
140.	Development of Bahuddin Zikria University, Multan Phase-I (Revised)	357.693	26.310	165.051	16.000	30.784	0.000
Total (B.Z. University, Multan)					16.000	30.784	0.000

## EDUCATION AND TRAINING

(Million Rupees)

Sl. No.	Name, Location and status of the scheme	Total Cost	Foreign Aid	Estimated Expend- ture upto June 1989	Revised Expendi- ture for 1989-90	Allocation for 1990-91	
						Total PSDP	Foreign Aid
1	2	3	4	5	6	7	8
ISLAMIA UNIVERSITY BAHAWALPUR							
141.	Islamia University Bahawalpur (Revised)	161.840	11.845	116.483	10.000	7.825	0.000
142.	Establishment of Islamia University Bahawalpur (Phase-II)	50.000	0.000	0.000	0.000	0.962	0.000
Total (Islamia University, Bahawalpur)					10.000	8.787	0.000
ENGG. AND TECHNOLOGY UNIVERSITY, LAHORE							
143.	Revised Development Project of 2nd Campus, University of Engg. & Tech. at Taxila	158.160	21.300	96.132	15.235	26.936	0.000
144.	Rev. Dev. Project of the University of Engg. & Tech. Lahore	165.925	17.861	164.327	1.598	0.000	0.000
145.	Replacement/Repair of 3 old hostels at the University of Engg. and Tech. Lahore	7.604	0.000	7.037	0.567	0.000	0.000
146.	Scheme for special repair of old main academic block, Annexed Block and Allied Buildings at University of Engg. and Tech. Lahore	2.800	0.000	0.500	2.300	0.000	0.000
Total (Engineering University, Lahore)					19.700	26.936	0.000
KARACHI UNIVERSITY							
147.	Establishment of a Programme of Teaching & Research at the Department of Botany, Karachi University in collaboration with University of Readings U.K.	3.946	3.946	1.531	0.100	2.020	2.020
148.	Linkage Programme b/w physics department University of Karachi and Royal Holloway and Befford New College, University of London U.K.	3.958	3.598	1.879	0.100	2.020	2.020
149.	Development of University of Karachi	19.444	0.000	8.384	11.150	0.000	0.000
150.	Development of Karachi University during 7th Plan	50.000	0.000	0.000	0.000	0.962	0.000
151.	Establishment of Clinical Psychology, Karachi University	9.331	0.000	4.538	0.000	4.810	0.000
152.	HEJ Research Institute of Chemistry University of Karachi Phase-II	226.567	190.210	214.368	46.600	0.000	0.000

## EDUCATION AND TRAINING

Sl. No.	Name, Location and status of the scheme	Total Cost	Foreign Aid	Estimated Expend- ture upto June 1989	Revised Expendi- ture for 1989-90	(Million Rupees)	
						Allocation for 1990-91 Total PSDP	Foreign Aid
1	2	3	4	5	6	7	8
153.	Establishment of an Audeo-Visual Lab. for Development of Mass Communication and Award of Scholarship (P.M's Directives)	1.071	0.678	0.200	0.250	0.597	0.000
Total (Karachi University)					58.200	10.410	4.040
UNIVERSITY OF SINDH							
154.	Development Scheme of the University of Sindh under 7th Plan	50.000	0.000	0.000	3.000	17.316	0.000
Total (University of Sindh)					3.000	17.316	0.000
SHAH ABDUL LATIF BHITAI							
155.	Development of Shah Abdul Latif Bhitai University Khairpur Phase-I	150.000	10.328	13.257	15.000	22.126	0.000
Total (Shah Abdul Latif Bhitai University)					15.000	22.126	0.000
MEHRAN ENGG. UNIVERSITY							
156.	Upgradation of Engg. College to Engg. University Jamshoro	601.965	62.000	323.258	16.806	16.354	0.000
157.	Construction of remaining facilities of newly constructed Boys hostel of Mehran Engg. University	1.644	0.000	1.450	0.194	0.000	0.000
Total (Mehran Engineering University)					17.000	16.354	0.000
NED ENGG. UNIVERSITY							
158.	Development Plan for NED Engg. and Technology University Karachi	20.000	0.000	0.000	2.000	3.848	0.000
159.	Development of NED University of Engg. Karachi Phase-II	63.545	17.627	63.298	0.247	0.000	0.000
Total (NED Engineering University)					2.247	3.848	0.000
GOMAL UNIVERSITIY D.I.KHAN							
160.	Development of Department of Pharmacy, Gomal University D.I. Khan through a link with Queens University Belfast with ODA Assistance	5.372	5.372	0.673	0.100	0.000	0.000
161.	Establishment of Gomal University D.I. Khan	196.719	15.057	130.719	9.900	19.240	0.000
Total (Gomal University, D.I. Khan)					10.000	19.240	0.000

## EDUCATION AND TRAINING

(Million Rupees)

Sl. No.	Name, Location and status of the scheme	Total Cost	Foreign Aid	Estimated Expend- ture upto June 1989	Revised Expendi- ture for 1989-90	Allocation for 1990-91	
						Total PSDF	Foreign Aid
1	2	3	4	5	6	7	8
NWFP ENGG. UNIVERSITY							
162	Establishment of Scientific Instrumentation Centre at NWFP Engg. University	7.930	5.657	5.324	0.200	0.000	0.000
163	Collaboration between Strathclyde University UK and NWFP Engg. University, Peshawar	8.901	7.860	4.933	2.500	0.000	0.000
164	Strengthening of Academic facilities of NWFP Engg. University	80.000	40.289	3.798	4.000	17.316	0.000
Total (NWFP Engineering University)					6.700	17.316	0.000
PESHAWAR UNIVERSITY							
165	Provision of books for Central Library, Peshawar University	2.000	0.000	1.790	0.210	0.000	0.000
166	Establishment of a teaching and research programme in Urban/Rural Planning Department of Geography University Peshawar with the collaboration of university of Nottingham	1.904	1.904	1.485	0.200	0.192	0.192
167	Development of Peshawar University during 7th Plan	55.505	0.000	0.000	5.000	17.316	0.000
Total (Peshawar University)					5.410	17.508	0.192
BALOUCHISTAN UNIVERSITY							
168	Construction of Main Library, Balochistan University	19.998	1.000	17.949	2.000	0.047	0.000
169	Construction of Girls hostel at Baluchistan, University (P.M.'s Directive)	7.364	0.000	3.842	1.245	0.000	0.000
170	Establishment of Programme of Teaching and Research in Bio-Chemistry and Allied Subjects and Institute of Bio-Chemistry, Balochistan University and University of Manchester UK	3.006	3.006	0.712	2.300	0.000	0.000
171	Revised Consolidated Development Project for 7th Plan Balochistan University	50.000	0.000	0.000	4.000	9.620	0.000
Total (Balochistan University)					9.545	9.667	0.000

## EDUCATION AND TRAINING

(Million Rupees)

Sl. No.	Name, Location and status of the scheme	Total Cost	Foreign Aid	Estimated Expenditure upto June 1989	Revised Expenditure for 1989-90	Allocation for 1990-91	
						Total PSDP	Foreign Aid
1	2	3	4	5	6	7	8
<b>QUAID-I-AZAM UNIVERSITY</b>							
172	Development of Quaid-i-Azam University Phase-II	290.689	114.054	271.416	10.000	11.544	0.000
Total (Quaid-i-Azam University)					10.000	11.544	0.000
<b>A.J.K. UNIVERSITY</b>							
173	Establishment of A.J.K. University	103.071	10.844	79.092	11.900	12.506	0.000
174	Immediate needs (Revised Development Scheme 1989-90) AJK University)	11.934	0.000	9.850	0.000	2.005	0.000
Total (A.J.K. University)					11.900	14.511	0.000
<b>ISLAMIC UNIVERSITY</b>							
175	Programme of Dawah	19.920	1.000	18.906	1.014	0.000	0.000
176	Establishment of Islamic University, Islamabad (Phase-I) (App)	67.045	1.400	31.931	3.500	4.810	0.000
Total (Islamic University, Islamabad)					4.514	4.810	0.000
<b>ALLAMA IQBAL OPEN UNIVERSITY</b>							
177	Establishment of Allama Iqbal Open University, including ODA Assistance	285.023	78.479	134.610	12.500	14.430	0.000
178	Integrated Functional Literacy and Primary Education Project for Females in Rural Areas	2.940	2.940	0.060	0.000	1.866	1.866
179	Promotion of Teaching of Arabic and Training of in Service Arabic Teachers (Middle and Secondary Level) Allama Iqbal Open University, Islamabad	3.800	2.950	0.000	0.000	0.481	0.481
180	ODA Assistance to AIOU, Phase-IV	70.000	70.000	0.000	0.000	0.962	0.962
Total (Allama Iqbal Open University )					12.500	17.739	3.309
<b>UGC PROJECTS</b>							
181	Construction of pandharvin Sadi Hijri Yadgar (Hijra Manzil)	4.993	0.000	3.688	1.000	0.293	0.000
182	Strengthening of training programme in English as a foreign second language (NAHE)	9.106	6.890	5.043	0.000	1.587	1.000
183	Provision of Computer facilities and Training in Universities	13.515	0.000	1.100	11.500	0.962	0.000

## EDUCATION AND TRAINING

(Million Rupees)

Sl. No.	Name, Location and status of the scheme	Total Cost	Foreign Aid	Estimated Expenditure upto June 1988	Revised Expenditure for 1988-89	Allocation for 1990-91		
						Total PSDP	Foreign Aid	
1	2	3	4	5	6	7	8	
184	Research Grant to Teachers/Universities	8.646	0.000	2.974	1.000	1.443	0.000	
185	Teacher development programme (Sandwich Programme aimed at providing M.Phil & Phd)	3.952	0.000	2.544	1.000	0.402	0.000	
186	Establishment of Regional Centre of UGC at Lahore	3.410	0.000	0.000	2.000	1.356	0.000	
187	Production of Monographs on topics of syllabs	2.120	0.000	1.430	0.069	0.597	0.000	
188	USAID Co-operation & Collaboration for the Institutional Excellence Programme	782.722	601.000	0.000	5.000	10.101	10.000	
189	Construction of Two houses for Chairman and Whole Time Member, University Grants Commission Islamabad	1.800	0.000	0.000	0.000	1.732	0.000	
190	Inter-University Exchange of Teachers	3.030	0.000	1.970	0.800	0.250	0.000	
191	Consolidation and Improvement of Sc. Labs. in General Universities for Teaching and Research	29.950	0.000	9.028	5.471	14.382	0.000	
192	Science Fund for Research	0.000	0.000	0.000	0.000	28.860	0.000	
Total (UGC)						27.840	61.966	11.000
PAKISTAN STUDY CENTRES								
193	Development of National Institute of Pakistan Studies, Quaid-e-Azam University Islamabad	4.309	0.147	3.391	0.296	0.598	0.000	
194	Development of Pakistan Study Centre Karachi University	3.732	0.000	2.315	1.000	0.401	0.000	
195	Development of Pakistan Study Centre Peshawar University, Peshawar	2.296	0.000	2.290	0.005	0.000	0.000	
Total (Pakistan Study Centres)						1.302	1.000	0.000
AREA STUDY CENTRES								
196	Establishment of Academic Link b/w Area Study Centre for Africa North and South America Q.A. University and various American Universities	2.345	2.345	0.000	0.100	0.000	0.000	
197	Establishment of India Study Cell P.U. Lahore	2.520	0.300	2.519	0.001	0.000	0.000	

## EDUCATION AND TRAINING

(Million Rupees)

Sl. No.	Name, Location and status of the scheme	Total Cost	Foreign Aid	Estimated Expenditure upto June 1989	Revised Expenditure for 1989-90	Allocation for 1990-91	
						Total FSDP	Foreign Aid
1	2	3	4	5	6	7	8
198	Development of Area Study Centre for Africa North and South America, Q.A. University Islamabad	5.940	0.666	5.942	0.001	0.000	0.000
199	Establishment and Development of Area Study Centre for South Asian Studies Punjab University, Lahore	4.755	0.300	4.753	0.002	0.000	0.000
200	Area Study Centre for Central Asia University of Peshawar Phase-II	2.204	0.552	0.000	0.100	2.024	0.000
Total (Area Study Centres)					0.204	2.024	0.000
CENTRES OF EXCELLENCE							
201	Development of Centre of Excellence in Minerology, University of Balochistan	28.218	21.194	11.739	1.100	9.620	0.000
202	Centre of Excellence in Solid State Physics, Punjab, University, Lahore Phase-II	7.730	5.000	2.586	1.500	3.506	0.000
203	Centre of Excellence in Marine Biology University of Karachi Phase-II	8.741	5.227	6.789	1.952	0.000	0.000
204	Development of Centre of Excellence of Physical Chemistry University of Peshawar	25.736	11.120	14.275	2.000	9.101	0.000
205	Development of Centre of Excellence in Psychology Q.A. University Islamabad	2.790	0.000	0.000	0.000	0.481	0.000
206	Establishment of Centre for advanced Studies in Molecular Biology Phase-II Punjab University	24.550	10.600	15.726	5.000	3.679	0.000
207	Development of Centre of Excellence in Analytical Chemistry University of Sindh Jamshoro	23.783	8.896	19.681	3.700	0.387	0.000
208	Improvement and Strengthening of Centre of Excellence in Psychology, Quaid-e-Azam University, Islamabad	5.114	0.000	3.102	2.012	0.000	0.000
209	Centre of Excellence in Water Resource Engineering Lahore	26.613	11.125	24.412	2.000	0.193	0.000
210	Development of Centre of Excellence in Geology University of Peshawar	20.910	8.942	15.872	3.038	1.924	0.000
Total (Centre of Excellence)					22.302	28.891	0.000
Total (University Education)					283.564	372.599	18.541

## EDUCATION AND TRAINING

(Million Rupees)

Sl. No.	Name, Location and status of the scheme	Total Cost	Foreign Aid	Estimated Expend- ture upto June 1989	Revised Expendi- ture for 1989-90	Allocation for 1990-91	
						Total PSDP	Foreign Aid
1	2	3	4	5	6	7	8
<b>MISCELLANEOUS PROGRAMME</b>							
211.	Completion of Guest House Lodge at the regional office of the Department of Libraries at Karachi	0.490	0.000	0.000	0.000	0.471	0.000
212.	Construction of Girls Hostel for the students at NIML, Islamabad Phase II	4.100	0.000	0.400	0.000	3.559	0.000
213.	Reproduction of Dar-ul-Mosannifeen Books, National Book Foundation	0.784	0.000	0.100	0.000	0.192	0.000
214.	Awards to Authors of Books on Science, Economics and Math	0.795	0.000	0.400	0.200	0.188	0.000
215.	Awards to Publishers on Best Published Books, by NBCP	1.125	0.000	0.000	0.000	0.144	0.000
216.	Development of Education Planning and Management, Islamabad (Revised)	1.288	0.000	0.000	0.000	1.154	0.000
217.	Advanced Training Programme in Educational Management and Administration	8.886	8.736	0.000	0.000	1.650	1.650
218.	Guidance and Counselling	38.328	0.000	0.000	3.000	0.000	0.000
219.	National Book Foundation Building Islamabad	6.000	0.000	0.000	2.000	3.848	0.000
220.	Pilot phase of National Educational Management Information system	6.023	5.835	0.000	0.000	5.613	5.613
221.	Book Banks	60.000	0.000	0.000	2.000	0.481	0.000
222.	Staff Development Programme for improvement of Educational Planning & Management in Pakistan	9.985	9.985	0.000	2.000	0.000	0.000
223.	Encouragement and Support to New Creative Pakistan Publications NBCP	7.086	0.000	2.997	1.000	0.962	0.000
224.	Readers Club by NBCP Rev-III	7.595	0.000	2.750	2.000	1.924	0.000
225.	National Competition for talented students (Federal component)	4.634	0.000	0.691	0.500	0.673	0.000
226.	Children Literature by NBCP	1.430	0.000	0.350	0.200	0.289	0.000
227.	Pakistan Canada World Youth Exchange Programme	3.926	0.000	1.300	0.500	0.697	0.000
228.	Incentive for publication of articles in international Journals NBCP (Phase-II)	1.460	0.000	0.000	0.000	0.192	0.000

## EDUCATION AND TRAINING


(Million Rupees)

Sl. No.	Name, Location and status of the scheme	Total Cost	Foreign Aid	Estimated Expenditure upto June 1989	Revised Expenditure for 1989-90	Allocation for 1990-91	
						Total PSDP	Foreign Aid
1	2	3	4	5	6	7	8
229.	Balancing and modernizing of Central Bureau of Education	3.400	0.000	1.924	0.476	0.962	0.000
230.	Pakistan Academy of letters Islamabad	14.577	0.000	8.121	4.500	1.882	0.000
231.	Development of Educational Innovations	2.400	0.000	1.613	0.200	0.096	0.000
232.	Construction of National Headquarter of PBSA	4.252	0.000	2.152	0.400	0.000	0.000
233.	Construction of Additional Accommodation for Curriculum Wing by CBE	1.508	0.000	0.305	1.203	0.000	0.000
234.	National Book Council of Pakistan Centre	4.142	0.000	0.431	1.000	1.154	0.000
235.	Computrized Research and Office Automation Iqbal Academy Lahore Pakistan	1.600	0.000	1.140	0.460	0.000	0.000
236.	Linkage between Bristol University UK and the Curriculum Centres of Pakistan	11.939	11.894	0.722	6.900	2.929	2.929
237.	Upgradation and Repair of computer for Planning Wing	0.132	0.000	0.100	0.032	0.000	0.000
238.	Preparation of Feasibility Studies for Projects	15.000	0.000	0.000	0.600	0.962	0.000
Total (Miscellaneous)					28.571	30.025	10.192
Total (Ministry of Education)					1724.454	1274.322	77.098
<b>B. ESTABLISHMENT DIVISION</b>							
239.	Prevention of high Sub-Soil Water tube and reconfetting of road at NIPA, Karachi	1.050	0.000	0.000	0.000	1.010	0.000
240.	Construction of National Police Academy Islamabad	153.942	0.000	3.565	0.000	9.620	0.000
241.	Extension of Office and Residential Building at Rural Development Academy Peshawar	6.290	0.000	5.377	0.336	0.000	0.000
242.	Construction of additional block and residences in STI at Islamabad	10.300	0.000	0.000	0.000	1.924	0.000
243.	Construction of Male Probationers Hostel at Walton Campus	9.750	0.000	9.399	0.351	0.000	0.000
244.	Strengthening and expansion of NIPA, Lahore	15.000	0.000	4.262	5.582	3.367	0.000

## EDUCATION AND TRAINING

(Million Rupees)

Sl. No.	Name, Location and status of the scheme	Total Cost	Foreign Aid	Estimated Expenditure upto June 1989	Revised Expenditure for 1989-90	Allocation for 1990-91	
						Total PSDP	Foreign Aid
1	2	3	4	5	6	7	8
245.	Renovation of staff quarters at both Campuses	2.584	0.000	1.884	0.700	0.000	0.000
246.	Construction of new hostel block including furnishing NIPA, Karachi	6.144	0.000	3.994	2.150	0.000	0.000
247.	Development of physical facilities at Walton Campus	6.445	0.000	1.700	2.000	1.924	0.000
248.	Improvement of 'A' Block Hostel, PASC, Lahore	1.047	0.000	0.000	1.047	0.000	0.000
249.	Furnishing of hostel rooms, PASC, Lahore	0.428	0.000	0.360	0.068	0.000	0.000
Total (Establishment Division)					12.234	17.845	0.000
<b>C. KASHMIR AFFAIRS AND NORTHERN AFFAIRS DIVISION</b>							
(i) Azad Jammu & Kashmir		0.000	0.000	0.000	101.820	96.209	0.000
(ii) Northern Areas		0.000	0.000	0.000	38.200	49.938	0.000
Total (Kashmir Affairs and Northern Affairs Division)					140.020	146.147	0.000
<b>D. STATES FRONTIER REGION DIVISION</b>							
(i) FATA					138.344	139.741	0.000
Total (States Frontier Region Division)					138.344	139.741	0.000
Total (Education and Training)					2015.052	1578.055	77.098



---


---

**SCIENCE & TECHNOLOGY**

---

---


(125-126)



SCIENCE AND TECHNOLOGY  
(Summary)

(Million Rupees)

Sl. No.	Sub-sector	Allocation for 1990-91	
		Total PSDP	Foreign Aid
1	2	3	4
1.	Ministry (Main)	258.201	0.000
2.	National Institute of Power	2.213	0.000
3.	National Centre for Technology Transfer	0.000	0.000
4.	Pakistan Council of Scientific & Industrial Research	59.933	27.100
5.	Pakistan Science Foundation	12.342	0.000
6.	Pakistan Council of Appropriate Tech.	4.579	0.000
7.	Pakistan Council of Research in Water Resources	9.841	0.000
8.	Council for Works and Housing Research	6.811	0.000
9.	National Institute of Oceanography	27.898	0.000
10.	National Institute of Electronics	15.681	0.000
11.	Pakistan Council for Science & Technology	0.962	0.000
12.	Pakistan Medical Research Council	2.405	0.000
13.	National Institute of Silicon Technology	0.115	0.000
	Total (Science & Technology)	400.981	27.100



## SCIENCE AND TECHNOLOGY

(Million Rupees)

Sl. No.	Name, Location and status of the Scheme	Total Cost	Foreign Aid	Estimated Expenditure upto June 1989	Revised Expenditure for 1989-90	Allocation for 1990-91	
						Total PSDP	Foreign Aid
1	2	3	4	5	6	7	8
A. MINISTRY OF SCIENCE AND TECHNOLOGY							
I. MINISTRY (Main)							
1.	Development of High Level S&T Manpower in Hi-Tech. Fields one Batch	32.270	31.550	23.410	7.630	4.675	0.000
2.	Development of S&T Manpower in High Technology fields Phase-I	567.840	535.570	329.900	100.330	58.730	0.000
3.	Development of S&T Manpower in High Technology Fields Phase-II	586.561	571.810	179.660	131.500	96.566	0.000
4.	Development of S&T Manpower in High Technology Fields Phase-III	1294.834	1239.621	0.000	5.450	96.210	0.000
5.	Establishment of Collaborative Ties between the Centre for Applied Molecular Biology and Cold Spring Harbour Laboratories (App)	9.900	9.900	0.000	0.100	0.000	0.000
6.	Package of Services for socio-economic Development of Rural Areas	9.920	0.370	3.160	1.550	0.962	0.000
7.	MOST Unit of Applied Molecular Biology, Lahore	8.330	2.650	4.430	2.000	1.058	0.000
8.	Creation of Advanced Facilities for Research and Development in Microbial Technologies.	9.540	9.540	0.000	0.100	0.000	0.000
9.	Study of the Mechanism of DNA repair and Cloning of repair Gene, Lahore	1.950	1.950	0.432	0.500	0.000	0.000
10.	Study of Restriction Endonuclease Lahore	0.700	0.700	0.355	0.350	0.000	0.000
11.	National Commission for Genetic Engineering and Bio-Technology, Lahore	1.750	0.000	0.020	0.010	0.000	0.000
12.	Implementation of MOU between MOST & US-NSF economic Support Fund	36.000	36.000	0.100	0.100	0.000	0.000
13.	Potable Water for Rural Areas.	100.000	30.000	0.000	0.100	0.000	0.000
Total (Ministry-Main)					249.720	258.201	0.000

## SCIENCE AND TECHNOLOGY

(Million Rupees)

Sl. No.	Name, Location and status of the Scheme	Total Cost	Foreign Aid	Estimated Expenditure upto June 1989	Revised Expenditure for 1989-90	Allocation for 1990-91	
						Total PSDP	Foreign Aid
1	2	3	4	5	6	7	8
II. NATIONAL INSTITUTE OF POWER							
14.	National Institute of Power, Lahore Phase-II	39.950	0.000	16.360	2.300	2.213	0.000
15.	German Technical Assistance to NIP	6.000	6.000	0.064	0.100	0.000	0.000
16.	Electric Power Generation with wind Mills.	106.000	99.465	0.000	0.100	0.000	0.000
Total (NIP)					2.500	2.213	0.000
III. NATIONAL CENTRE FOR TECHNOLOGY TRANSFER							
17.	Establishment of Computerized Technology information data bank (TTDB)	4.065	2.025	0.000	0.250	0.000	0.000
18.	Institutional Infrastructure, Strengthening of National Centre for Technology Transfer Phase-II	19.762	6.000	0.788	0.500	0.000	0.000
Total (NCTT)					0.750	0.000	0.000
IV. PAKISTAN COUNCIL OF SCIENTIFIC AND INDUSTRIAL RESEARCH							
19.	Establishment of Technical Training Centre in PSTC for Process Control Instrumentation and Engineering, Karachi	53.780	33.550	12.410	3.000	2.886	0.000
20.	Establishment of Technical Training Centre in PSTC for Precision Mechanical and Instrument Technology at Quetta	30.000	0.000	1.180	3.000	4.810	0.000
21.	Establishment of PCSIR, Laboratories, Quetta	55.490	21.100	1.020	4.130	6.859	0.000
22.	Balancing and Modernization of Instruments and Equipment of PCSIR Laboratories, Centres and Institute at Karachi	290.660	170.560	14.390	7.500	7.215	5.900
23.	Production of Poultry Feed with low Aflatoxin Contents, Karachi	16.330	14.720	4.500	1.490	9.937	9.860
24.	Establishment of Medicinal Botanic Centre in PCSIR Labs. Peshawar	72.510	20.200	3.100	3.500	3.367	0.000

## SCIENCE AND TECHNOLOGY

(Million Rupees)

Sl. No.	Name, Location and status of the Scheme	Total Cost	Foreign Aid	Estimated Expenditure upto June 1989	Revised Expenditure for 1989-90	Allocation for 1990-91		
						Total PSDP	Foreign Aid	
1	2	3	4	5	6	7	8	
25.	Multipurpose Ore Benefication of Pilot Plant Lahore	19.710	10.390	9.120	2.500	5.907	3.640	
26.	Transmitters for the Dissemination of Pakistan Standard Time and Standard Frequency Signals.	3.940	1.290	0.200	0.500	0.000	0.000	
27.	Dobby Mechanism for Small Industry.	3.880	3.610	1.430	0.150	1.058	1.058	
28.	Edible Oil Seed Labs. in Pakistan	225.000	208.000	0.000	0.100	0.000	0.000	
29.	R&D and Pilot Plant Studies for Appropriate Mobile Processing and Bulk Packing Technologies for Northern Areas	3.600	0.000	0.400	0.400	1.539	0.000	
30.	Studies on new Isoquinoline Alkaloids-Search for Antineoplastic Agents Phase-II	3.880	3.880	0.400	0.400	1.443	1.000	
31.	Production of Dyes on Semi-Commercial Scale through technical know-how developed by the PCSIR	3.500	2.780	0.500	1.500	0.000	0.000	
32.	Establishment of Industrial Electronic Section at PSTC, Karachi.	94.610	52.150	2.570	2.500	10.101	5.600	
33.	Minor new Projects approved by PCSIR	0.000	0.000	0.000	0.000	4.810	0.000	
Total (PCSIR)						30.670	59.933	27.100
V. PAKISTAN SCIENCE FOUNDATION								
34.	Construction & Equipment of Science Caravans	4.780	0.880	3.500	0.100	1.116	0.000	
35.	Pakistan Museum of Natural History Islamabad	78.690	25.000	20.080	5.000	9.620	0.000	
36.	Construction of PSF Building at Science Complex	9.767	0.000	0.100	1.200	0.000	0.000	
37.	Bisbenzy lisoquinoline Alkaloids from Medicinal Plants of Pakistan Karachi.	0.530	0.000	0.000	0.080	0.000	0.000	
38.	Chromosome Number of Vascular Plants of Pakistan(University of the Karachi,	1.750	1.750	1.180	0.300	0.260	0.000	
39.	Operation of Four Science Caravans	2.900	0.100	0.530	0.500	0.962	0.000	
40.	Setting up Data Base Facilities at PASTIC.	2.200	0.000	0.000	0.850	0.096	0.000	
41.	Current Content Services	0.200	0.000	0.000	0.100	0.096	0.000	

## SCIENCE AND TECHNOLOGY

(Million Rupees)

Sl. No.	Name, Location and status of the Scheme	Total Cost	Foreign Aid	Estimated Expenditure upto June 1989	Revised Expenditure for 1989-90	Allocation for 1990-91	
						Total PSDP	Foreign Aid
1	2	3	4	5	6	7	8
42.	Strengthening of PASTIC National Science Reference Library, Islamabad.	4.000	0.000	0.000	0.100	0.192	0.000
Total (PSF)					8.230	12.342	0.000
VI. PAKISTAN COUNCIL FOR APPROPRIATE TECHNOLOGY							
43.	Establishment of A.T. Dissemination Display Centres	7.020	0.000	3.610	2.000	0.385	0.000
44.	Dissemination of Micro Hydrel Technology	5.860	0.000	2.000	1.000	2.751	0.000
45.	Strengthening of PCAT for Development and Dissemination of Appropriate Technologies	21.400	2.000	2.435	3.000	0.000	0.000
46.	A.T. Training for Women	9.950	8.900	2.227	1.500	0.000	0.000
47.	Fluid Dynamical Models for wind characteristics and their application in Pakistan	3.370	1.480	0.400	0.400	0.962	0.000
48.	Development and Dissemination of fuel	30.000	22.000	0.100	0.000	0.000	0.000
49.	Development of Wind Energy in Coasal Baluchistan	10.000	8.400	0.000	0.000	0.481	0.000
Total (PCAT)					7.900	4.579	0.000
VII. PAKISTAN COUNCIL FOR RESEARCH IN WATER RESOURCES							
50.	Irrigation Systems Management						
	a. Competitive Grants Programme	29.877	26.310	2.280	0.350	0.904	0.000
	b. Surface Drainage(ISM), and Encouraging Water users	10.750	9.010	0.610	0.150	0.933	0.000
	c. Documentation and Information Centre LDIC-ISM(NADLIN)	24.580	10.440	6.270	1.000	1.443	0.000
51.	Establishment of Water Resources Research Centres	35.850	0.000	7.410	3.030	1.279	0.000
52.	Strength Evaluation of Cohessionless Soil with Over Size Particles	3.810	3.810	0.520	0.000	0.029	0.000
53.	Special Short Term Research Studies	9.400	0.000	3.495	0.600	0.000	0.000

## SCIENCE AND TECHNOLOGY

(Million Rupees)

Sl. No.	Name, Location and status of the Scheme	Total Cost	Foreign Aid	Estimated Expenditure upto June 1989	Revised Expenditure for 1989-90	Allocation for 1990-91				
						Total PSDP	Foreign Aid			
1	2	3	4	5	6	7	8			
54.	Promotion of Research activities at National Universities	1.733	0.000	0.386	0.100	0.000	0.000			
55.	International Hydrology Technicians Training Course	5.800	0.000	3.390	0.600	0.779	0.000			
56.	Ground Water Management Cell	4.100	0.000	2.470	0.300	0.337	0.000			
57.	Development of Tile Drainage Phase-I DRIP East Khairpur Tile Drainage Pilot Project.	2.200	1.000	1.220	0.370	0.289	0.000			
58.	Skimming Well Modelling for Irrigated and Drainage Lands	8.960	0.000	1.150	0.500	2.886	0.000			
59.	Alternative Project Development for Drainage of Irrigated Lands(DRIP)	9.730	0.000	0.323	0.500	0.000	0.000			
60.	Salt Affected Soils and their Reclamation	9.708	0.000	0.107	0.500	0.000	0.000			
61.	National Institute of Hydrology.	16.940	13.940	0.000	0.100	0.000	0.000			
62.	Minor Projects	0.000	0.000	0.000	0.000	0.962	0.000			
Total (PCRWR)					8.100	9.841	0.000			
VIII. COUNCIL FOR WORKS AND HOUSING RESEARCH										
63.	National Building Research Institute, Karachi	24.825	5.277	16.500	2.310	5.493	0.000			
64.	Evaluation of Appropriate Construction Materials, Technologies & Construction Systems for Low Cost Housing	0.910	0.000	0.258	0.590	0.058	0.000			
65.	Study and Development of Simplified Methods of Building Design and Construction through Indigenous Materials and Techniques.	3.954	1.514	0.000	0.100	1.260	0.000			
Total (CW&HR)					29.689	6.791	16.758	3.000	6.811	0.000
XI. NATIONAL INSTITUTE OF OCEANOGRAPHY										
66.	NIO Phase-II	44.271	6.710	34.470	0.000	4.358	0.000			
67.	Acquisition of an Oceanographic & Geophysical Research Vessel for NIO.	561.250	560.000	0.000	0.100	0.000	0.000			

## SCIENCE AND TECHNOLOGY

						(Million Rupees)	
Sl. No.	Name, Location and status of the Scheme	Total Cost	Foreign Aid	Estimated Expenditure upto June 1989	Revised Expenditure for 1989-90	Allocation for 1990-91	
						Total PSDP	Foreign Aid
1	2	3	4	5	6	7	8
68.	Aquaculture Ghora Bari & stations on Pak Coast for Prolonged Oceanographic observations	5.556	0.000	0.500	1.130	0.645	0.000
69.	UNDP Assistance to NIO	1.900	1.900	0.050	0.310	0.000	0.000
70.	Pakistan-US Cooperative Programme in Oceanography of the Arabian sea	52.660	51.690	0.000	0.200	21.549	0.000
71.	Food web dynamics of mangrove habitat in Pakistan.	5.510	5.510	0.000	0.100	0.000	0.000
72.	Oceanographic Research Vessel for NIO (CC)	461.250	460.000	0.000	0.100	0.010	0.000
73.	Geological and Geophysical Mapping and Natural Resources Exploration in Pak Marine Areas.	14.360	14.000	0.000	0.300	0.010	0.000
74.	National Oceanographic Commission	2.892	0.100	0.500	0.500	0.577	0.000
75.	Oceanographic Research Sub-Station Gwadar	7.886	0.000	0.100	1.100	0.731	0.000
76.	Training Workshop for Transfer of Technology in Specialized Marine Areas from US Institutes.	4.571	3.560	0.000	0.100	0.000	0.000
77.	Strengthening of NIO (UNDP Assistance)	19.460	19.460	0.000	0.000	0.010	0.000
78.	Pakistan Antirctic Expedition	123.800	113.230	0.000	0.000	0.010	0.000
Total (NIO)					3.940	27.898	0.000
X. NATIONAL INSTITUTE OF ELECTRONICS							
79.	Clean Room Facility	7.811	3.530	0.000	0.500	4.473	0.000
80.	Pilot Integrated Circuit Fabrication & Design Facility.	9.390	6.250	7.355	2.030	0.000	0.000
81.	Enhanced Version of 250 lines/PABX	2.000	1.900	1.232	0.770	0.000	0.000
82.	Computer Controlled Security System	0.700	0.500	0.250	0.450	0.000	0.000
83.	Summer Schooling & Digital Communication	0.880	0.000	0.080	0.800	0.000	0.000
84.	Technical Services	9.670	7.500	1.280	0.250	2.886	0.000
85.	Cypher Systems	9.800	5.800	0.600	1.000	2.886	0.000
86.	Electronic Industries Promotion Centre Phase-I.	12.000	9.150	1.200	1.000	0.144	0.000

## SCIENCE AND TECHNOLOGY

(Million Rupees)

Sl. No.	Name, Location and status of the Scheme	Total Cost	Foreign Aid	Estimated Expenditure upto June 1989	Revised Expenditure for 1989-90	Allocation for 1990-91	
						Total PSDP	Foreign Aid
1	2	3	4	5	6	7	8
87.	Microprocessor Based Sinusiodal A.C. Back.	3.000	0.000	0.250	0.250	1.443	0.000
88.	CAD / CAE / CADMAT (Revenue Earning)	6.620	1.500	0.500	0.500	1.924	0.000
89.	Electronic Instrumentation Laboratory.	22.200	14.900	0.000	0.100	0.000	0.000
90.	Electronic Material Laboratory.	24.500	17.700	0.000	0.100	0.000	0.000
91.	Expansion of NIE Building.	8.000	2.000	0.000	0.300	0.000	0.000
92.	High Tech Township.	100.000	20.000	0.000	0.100	0.000	0.000
93.	Development of computer Architecture with paralalled Prcessing Phase II	6.370	5.500	0.000	0.000	1.924	0.000
Total (NIE)					8.150	15.681	0.000
XI. PAKISTAN COUNCIL FOR SCIENCE & TECHNOLOGY							
94.	Development and Strengthening of Pakistan Council for Science & Technology	9.340	0.000	9.388	1.100	0.000	0.000
95.	Establishment of Task Force for Studies on Development of Makran Coast	3.500	0.000	3.230	1.270	0.818	0.000
96.	Futuristic Studies for Identification of High Technologies and their Feasibility Studies with particular reference to State of S&T in Pakistan	9.690	0.000	0.200	0.010	0.144	0.000
Total (PC&ST)					2.380	0.962	0.000
XII. PAKISTAN MEDICAL RESEARCH COUNCIL							
97.	Strengthening of PMRC Research Centres	6.658	0.000	4.749	1.410	0.000	0.000
98.	National Morbidity Pattern Survey	9.787	9.787	2.110	2.500	1.924	0.000
99.	National Health Research Complex, Sheikh Zayed Hospital, Lahore	6.958	0.000	3.141	2.100	0.000	0.000
100.	Establishment of PMRC Research centre at Dow Medical college, Kararchi	2.661	0.000	0.000	0.000	0.481	0.000
101.	Establishment of Research Library (PMRC office, Karachi)	0.677	0.000	0.080	0.590	0.000	0.000
Total (PMRC)					6.600	2.405	0.000

## SCIENCE AND TECHNOLOGY

Sl. No.	Name, Location and status of the Scheme	Total Cost	Foreign Aid	Estimated Expenditure upto June 1989	Revised Expenditure for 1989-90	(Million Rupees)	
						Allocation for 1990-91	
1	2	3	4	5	6	Total PSDP	Foreign Aid
XII. NATIONAL INSTITUTE OF SILICON TECHNOLOGY							
102.	Evaluation & Initiation of Thick & Thin Film Solar Cells with Amorphous Silicon Route	6.000	0.050	0.050	0.050	0.000	0.000
103.	Attenuation of Solar Radiation in Atmosphere and Application to Solar Mapping in Pakistan	0.975	0.000	0.600	0.250	0.115	0.000
Total (NIST)					0.300	0.115	0.000
Total (Science & Technology)					332.240	400.981	27.100

---


---

**HEALTH AND NUTRITION**

---


---

(137-138)



HEALTH AND NUTRITION  
(Summary)

		(Million Rupees)	
Sl. No.	Sub-sector	Allocation for 1990-91	
		Total PSDP	Foreign Aid
1	2	3	4
1.	Hospital Beds	109.536	50.000
2.	Health Manpower development	227.638	15.000
3.	Preventive Programme	262.261	149.521
4.	Rural Health programme	76.824	75.000
5.	Nutrition	6.195	0.000
6.	Traditional Medicine	63.874	61.397
7.	Lumpsum provision for Health Coverage	800.000	0.000
8.	Drug prevention programme	17.581	18.275
9.	Special Areas	159.605	0.000
Total (Health & Nutrition)		1723.515	369.193



## HEALTH AND NUTRITION

(Million Rupees)

Sl. No.	Name Location and Status of the Scheme	Total Cost	Foreign Aid	Estimated Expenditure upto June 1989	Revised Expenditure for 1989-90	Allocation for 1990-91	
						Total PSDP	Foreign AID
1	2	3	4	5	6	7	8
A. HEALTH DIVISION							
i) Hospital Beds							
1.	Const. of Civil Surgeon Dispansary at Peshawar	6.633	0.000	0.000	2.000	1.924	0.000
2.	O.P.D. Block and Expanding Laboratories in Children Hospital PIMS Islamabad	28.552	6.000	11.000	17.522	2.405	0.000
3.	Construction of General Ward at Sub Health Centre G-6/1-4, Islamabad	5.288	0.000	4.938	1.500	0.248	0.000
4.	Construction of Doctors and Nurses Hostel FGSH, Islamabad	15.588	0.000	1.167	1.000	0.096	0.000
5.	Preparation and Implementation of Master Plan JPMC, Karachi	5.000	0.000	2.000	1.050	0.962	0.000
6.	Improvement of Chest Diseases (Pulmonary Medicine) JPMC Karachi	12.274	0.000	11.665	0.609	0.527	0.000
7.	Armed Forces Institute of Cardiology (NIHD), Rawalpindi	237.853	122.250	111.983	17.000	6.734	0.000
8.	Improvement of NICH, JPMC, Karachi	28.199	0.000	0.138	0.138	4.810	0.000
9.	Installation of Digital telephone exchange at JPMC, Karachi	3.972	1.720	3.972	1.100	0.674	0.000
10.	Procurement of Refuse Collection Van and Sweeper machine for JPMC, Karachi	3.841	3.841	0.000	0.000	3.695	0.000
11.	Establishment of two ICUs one at Jamshoro and other at civil hospital Hyderabad	26.969	0.000	0.000	0.000	12.987	0.000
12.	Construction of residential accommodation in AFIC in NIND, Rawalpindi	36.000	0.000	0.000	0.000	0.962	0.000
13.	Construction of new casualty wing at JPMC Karachi	9.890	0.000	0.000	0.000	2.886	0.000
14.	Upgradation of Liaquat Medical College into Post-graduate Medical College	10.000	0.000	0.000	0.000	4.810	0.000
15.	Improvement of water supply system at JPMC Karachi	1.349	0.000	0.000	0.000	1.298	0.000
16.	Air-conditioning of Khyber teaching Hospital Peshawar	10.829	3.230	9.500	1.300	0.029	0.000
17.	Expansion of Zanana Hospital D.I. Khan	7.672	0.000	1.900	2.000	1.924	0.000
18.	Construction of General Ward in Sub-Health Centre G-7/3-4, Islamabad	0.996	0.000	0.861	0.100	0.034	0.000

## HEALTH AND NUTRITION

(Million Rupees)

Sl. No.	Name Location and Status of the Scheme	Total Cost	Foreign Aid	Estimated Expenditure upto June 1989	Revised Expenditure for 1989-90	Allocation for 1990-91		
						Total PSDP	Foreign Aid	
1	2	3	4	5	6	7	8	
19.	Modernization and updating facilities at JPMC, Karachi	126.313	117.000	0.000	0.000	52.910	50.000	
20.	Ambulances for VIP, FGSH, Islamabad	5.000	0.000	0.000	0.000	4.810	0.000	
21.	Digital Gama Camera.	5.100	0.000	5.100	0.000	0.001	0.000	
21A	Hospitals/500 beded hospital, Peshawar	0.000	0.000	0.000	0.000	4.810	0.000	
Total (Hospital Beds)						45.319	109.536	50.000
ii) Health Manpower Development								
22.	Health Services Academy (Health Manpower training in Management)	36.926	11.025	3.000	7.000	6.734	4.000	
23.	Ayub Medical College Abbottabad	820.438	173.763	637.705	103.000	96.200	10.000	
24.	Family Health Project (World Bank Assisted)	4.000	0.000	0.000	0.000	0.096	0.000	
25.	Federal Nursing Development Programme	14.750	0.000	1.000	1.000	0.962	1.000	
26.	Setting up of postgraduate Medical Institute PIMS, Islamabad	87.000	20.000	8.625	20.000	19.240	0.000	
27.	Strengthening the planning capabilities of the Ministry of Health	9.022	0.000	0.000	2.250	0.481	0.000	
28.	Federal Postgraduate Medical Shaikh Zaid Hospital, Lahore	93.000	16.000	6.820	8.100	7.696	0.000	
29.	College of physicians and Surgeons Karachi	29.200	4.000	28.170	1.000	0.029	0.000	
30.	Bolan Medical College Complex, Quetta	250.000	40.938	456.061	60.000	96.200	0.000	
Total (Health Manpower Dev.)						202.350	227.638	15.000
iii) Preventive Programmes								
31.	Up gradation and Standardization of diagnostic Laboratories	359.646	299.381	0.000	70.000	96.200	80.000	
32.	Polio Vaccine and equipment Project NIH, Islamabad	113.603	113.603	95.000	0.000	9.620	10.000	
33.	Communication/Motivation Programme for NIH, Islamabad	32.174	30.460	22.653	7.500	9.159	9.521	
34.	Non A, Non B and D (Delta) Hepatitis seroepidemiology and analysis of virus in Pakistan, NIH, Islamabad	3.325	0.526	0.594	0.611	0.577	0.000	

## HEALTH AND NUTRITION

(Million Rupees)

Sl. No.	Name Location and Status of the Scheme	Total Cost	Foreign Aid	Estimated Expenditure upto June 1989	Revised Expenditure for 1989-90	Allocation for 1990-91	
						Total PSDP	Foreign AID
1	2	3	4	5	6	7	8
35.	One time special grant for special repairing E/M installation and overhauling of airconditioning system, HIH, Islamabad	15.447	0.000	0.000	0.400	1.443	0.000
36.	One time special grant for special repair of NIH, Islamabad	11.213	0.000	0.000	0.980	0.962	0.000
37.	Eradication of Guinea worm diseases HIH Islamabad	25.067	11.526	3.050	0.389	0.385	0.000
38.	Dialysis and Special fluid, preparation Laboratory NIH, Islamabad	9.919	4.000	8.121	0.544	1.251	0.000
39.	Quality Control Department for Bacterial and Viral Vaccine NIH, Islamabad	13.821	1.507	9.005	1.000	1.924	0.000
40.	Extension of Animal House NIH, Islamabad	11.301	0.700	9.565	0.950	0.962	0.000
41.	Tetanus Toxoid Production Laboratory NIH, Islamabad	3.838	0.000	1.050	2.250	2.405	0.000
42.	Hostel accommodation for male officers NIH, Islamabad	8.175	0.000	5.917	1.000	0.962	0.000
43.	Extension of isolation hospital air port Karachi	2.635	0.000	3.283	0.250	0.096	0.000
44.	Expanded programme of immunisation (CDD & TBA), NIH, Islamabad	461.960	0.000	0.000	58.500	72.150	0.000
45.	Provision for AID,s diseases in Pakistan	20.000	0.000	7.000	2.800	1.924	0.000
46.	Oral Polio Vaccine Lab. NIH, Islamabad	8.500	2.957	7.242	0.000	0.962	0.000
47.	Construction of residences for officers and staff for the Airport Health Office at Karachi Airport	2.982	0.000	2.543	0.100	0.096	0.000
48.	Malaria Control Programme	923.620	787.810	330.000	63.000	60.606	50.000
49.	Construction of office accommodation for Port Health Department at Port Qasim Karachi	5.457	0.000	0.000	0.000	0.096	0.000
50.	Procurement of ampule filling and bealing machine NIH	2.500	2.000	0.000	0.000	0.241	0.000
51.	One time grant for the continuation of basic production of HDC Rabies vaccine production laboratory NIH Islamabad	18.950	16.150	0.000	0.000	0.241	0.000
Total (Preventive Programme)					210.274	262.261	148.779


## HEALTH AND NUTRITION

(Million Rupees)							
Sl. No.	Name Location and Status of the Scheme	Total Cost	Foreign Aid	Estimated Expenditure upto June 1989	Revised Expenditure for 1989-90	Allocation for 1990-91	
						Total PSDP	Foreign Aid
1	2	3	4	5	6	7	8
iv) Rural Health Programme							
52.	Urban slum child survival project FGSH, Islamabad Capital Territory	3.320	0.000	0.331	0.300	0.481	0.000
53.	Rural Child Survival project (PIMS Islamabad Capital Territory)	6.636	0.000	0.375	0.500	0.481	0.000
53.	Primary Health Care Project (BHS)	523.000	500.000	347.791	25.825	24.050	25.000
54.	Child survival project in primary health care	1240.000	1240.000	0.000	0.000	48.100	50.000
Total (Rural Health Programme)					26.625	73.112	75.000
v) Nutrition							
55.	Goitre Control Programme NIH, Islamabad	19.362	10.000	7.426	1.586	2.886	0.000
56.	Construction of Ware House for WFP Karachi	4.200	0.000	2.481	1.279	0.423	0.000
Total (Nutrition)					2.865	3.309	0.000
vi) Traditional Medicines							
57.	Strengthening of drug Central and Traditional Medical Centre HIH, Islamabad	83.827	61.397	5.136	5.000	63.874	61.397
Total (Traditional Medicine)					5.000	63.874	61.397
vii) Miscellaneous							
58.	Lumpsum provision for Health Division Projects	0.000	0.000	0.000	0.000	800.000	0.000
Total (miscellaneous)					0.000	800.000	0.000
Total (Health Division)					492.433	1539.731	350.918
B. NARCOTICS DIVISION							
59.	Drug abuse prevention resource centre Islamabad	83.996	66.086	12.951	0.000	17.581	18.275
Total (Narcotics Division)					0.000	17.581	18.275

## HEALTH AND NUTRITION

(Million Rupees)

Sl. No.	Name Location and Status of the Scheme	Total Cost	Foreign Aid	Estimated Expenditure upto June 1989	Revised Expenditure for 1989-90	Allocation for 1990-91	
						Total PSDP	Foreign Aid
1	2	3	4	5	6	7	8
<b>C. MINISTRY OF INTERIOR</b>							
Rural Health Programme							
60.	Setting up of 3 RHGs and 12 BHUs in ICT	29.976	0.000	20.695	1.886	0.345	0.000
61.	Upgradation of 3 RHCs & 12 BHUs, ICT Islamabad	14.136	0.000	0.000	2.182	2.886	0.000
63.	Construction of BHUs at Chirah	1.960	0.000	1.000	1.000	0.481	0.000
Total (Interior Division)					5.068	3.712	0.000
<b>D. PLANNING AND DEVELOPMENT DIVISION</b>							
64.	Nutrition Coordination Policy Planning and Evaluation	39.860	0.000	7.448	2.618	0.962	0.000
65.	Subsidy on iodised salt	49.494	0.000	0.000	2.000	1.924	0.000
Total (Planning and Development Div)					4.618	2.886	0.000
<b>E. KANA DIVISION</b>							
66.	Azad Kashmir	0.000	0.000	0.000	61.539	61.758	0.000
67.	Northern Area	0.000	0.000	0.000	23.000	20.177	0.000
Total (KANA Div.)					84.539	81.935	0.000
<b>F. S &amp; FR DIVISION</b>							
68.	FATA	0.000	0.000	0.000	76.894	77.671	0.000
Total (S & FR Div.)					76.894	77.671	0.000
Total (HEALTH & NUTRITION)					663.552	1723.515	369.193



---


---

**MASS MEDIA**

---

---

(147-148)



MASS MEDIA  
(Summary)

(Million Rupees)

Sl. No.	Sub-sector	Allocation for 1990-91	
		Total PSDP	Foreign Aid
1	2	3	4
1.	Pakistan Television Corporation	329.017	0.000
2.	Pakistan Broadcasting Corporation	49.078	0.000
4.	Plan publicity	0.000	0.000
	Total (Mass Media)	378.096	0.000



## MASS MEDIA

(Million Rupees)

Sl. No.	Name, Location and Status of the Scheme	Total Cost	Foreign Aid	Estimated Expenditure upto June 1989	Revised Expenditure for 1989-90	Allocation for 1990-91	
						Total PSDP	Foreign Aid
1	2	3	4	5	6	7	8

## A. MINISTRY OF INFORMATION AND BROADCASTING

## (a) PAKISTAN TELEVISION CORPORATION

1.	Extension of TV Signals in Azad Kashmir	206.920	57.600	5.000	5.000	4.810	0.000
2.	2nd Channal T.V. Islamabad, Lahore, Karachi	1375.734	640.225	45.577	0.000	0.000	0.000
3.	Augmentation of Production facilities	172.650	36.940	33.759	10.000	26.407	0.000
4.	Television Centre Peshawar	194.804	60.124	185.000	4.182	11.547	0.000
5.	Television Centre Islamabad	393.909	107.417	329.575	20.000	8.273	0.000
6.	Television Centre Lahore	172.114	66.171	163.788	0.000	9.297	0.000
7.	Television Centre Karachi	178.876	64.955	170.700	5.000	7.709	0.000
8.	Television Centre Quetta	207.568	72.014	198.624	8.491	8.168	0.000
9.	Rebroadcast centre Leiah	30.062	6.528	0.000	3.006	26.028	0.000
10.	Rebroadcast centre Tando Allahyar	37.942	16.358	31.191	10.592	10.190	0.000
11.	Rebroadcast centre Landi kotal	35.570	11.600	0.000	0.000	33.670	0.000
12.	Rebroadcast centre Parachinar	20.645	6.000	6.300	8.200	14.430	0.000
13.	Rebroadcast centre Gilgit	20.645	6.000	6.300	5.650	5.435	0.000
14.	Rebroadcast centre Skardu	12.145	2.975	0.000	0.000	11.683	0.000
15.	Replacement of old equipment	623.360	251.265	54.485	141.575	144.637	0.000
16.	Video play back centre	7.000	1.500	0.000	0.000	6.734	0.000

Total (PTVC)

221.696 329.017 0.000

## (b) PAKISTAN BROADCASTING CORPORATION

17.	300 KW MW Transmitter, and Broadcasting House, Khuzdar	77.007	11.068	76.899	0.100	0.000	0.000
18.	Village broadcasters, chitral	4.440	0.000	0.001	2.943	2.439	0.000
19.	10 KW MW Transmitter and B.H. Gilgit	18.302	2.036	8.600	6.152	3.497	0.000

## MASS MEDIA

(Million Rupees)							
Sl. No.	Name, Location and Status of the Scheme	Total Cost	Foreign Aid	Estimated Expenditure upto June 1989	Revised Expenditure for 1989-90	Allocation for 1990-91	
1	2	3	4	5	6	Total PSDP	Foreign Aid
20.	10 KW MW Transmitter and Broadcasting House, Zhob	21.869	1.946	4.491	5.000	7.696	0.000
21.	10 KW MW Transmitter and Broadcasting House, Loralai	21.999	1.949	8.243	5.000	7.696	0.000
22.	Modification of Transmitters	16.426	3.800	11.647	2.055	2.597	0.000
23.	Balancing and modernisation of equipment	19.990	6.203	19.522	0.750	0.000	0.000
24.	100 KW MW Transmitter, Peshawar	33.703	4.539	16.460	10.000	7.785	0.000
25.	100 KW MW Transmitter, Karachi	32.515	5.710	0.250	7.000	6.734	0.000
26.	10 KW MW Transmitter Skardu	15.502	1.887	15.301	0.000	0.192	0.000
27.	Broadcasting House, Islamabad	97.100	14.076	89.875	5.000	0.000	0.000
28.	Broadcasting House, Karachi	117.062	13.602	6.074	1.000	9.331	0.000
29.	Minor projects	6.074	0.000	0.000	5.000	1.111	0.000
Total (PBC)					50.000	49.078	0.000
Total (M/O Information and Broadcasting)					271.696	378.096	0.000
<b>B. PLANNING AND DEVELOPMENT DIVISION</b>							
30.	Plan publicity	10.000	0.000	1.130	2.000	0.000	0.000
Total (Planning Division)					2.000	0.000	0.000
Total (Mass Media)					273.696	378.096	0.000

---


---

**CULTURE, SPORTS, TOURISM & YOUTH**

---


---

(153--154)



CULTURE, SPORTS, TOURISM AND YOUTH  
(Summary)

(Million Rupees)					
Allocation for 1990-91					
Sl. No.	Name of Sub-sector	Total PSDP	Foreign Aid		
1	2	3	5		
1.	Archaeology and archieves	36.556	0.000		
2.	Sports	11.640	0.000		
3.	Culture	14.334	0.000		
4.	Youth	513.468	0.000		
5.	Tourism (PTDC)	25.012 (15.392)	0.000		
6.	Azad Kashmir	1.556	0.000		
Total (Culture, Spotsr and Tourism)		602.566	0.000		



## CULTURE, SPORTS, TOURISM AND YOUTH

(Million Rupees)

Sl. No.	Name, Location and status of the scheme	Total Cost	Foreign Aid	Estimated Expenditure upto June 1989	Revised Expenditure for 1989-90	Allocation for 1990-91	
						Total PSDP	Foreign Aid
1	2	3	4	5	6	7	8
A. CULTURE, SPORTS AND DIVISION							
i) Archaeology and Archives							
1.	National archives building, Phase-II, Islamabad	54.210	9.648	0.000	0.000	4.329	0.000
2.	Expansion of National Museum of Pakistan, Karachi	5.010	0.000	3.657	1.300	0.000	0.000
3.	Development of Museum and Conservation of Fort at Umer Kot	8.085	0.000	1.421	0.500	0.000	0.000
4.	Master Plan for Preservation of Moenjodaro(Revised)	168.369	15.815	176.265	49.000	24.050	0.000
5.	Restoration and Preservation of peremetre wall of Jahangir's tomb Lahore	13.460	0.000	0.000	0.000	4.810	0.000
6.	Restoration and Preservation of peremetre wall of Jahangir's tomb Lahore	7.000	0.000	0.000	3.500	3.367	0.000
7.	Restoration of Wazir Khan Baradari	4.000	0.000	1.786	2.400	0.000	0.000
Total (Archaeology and Archives)					56.700	36.556	0.000
II. Sports							
8.	Establishment of NSTCC, Quetta (Revised)	16.171	0.000	111.433	4.700	0.000	0.000
9.	Provision of Squash Courts and Tennis Courts at NSTCC, Lahore	2.496	0.000	2.000	0.496	0.000	0.000
10.	Sportsman Hostel, Quetta	6.600	0.000	6.481	0.119	0.000	0.000
11.	Construction of Sports Stadium at Bannu	9.000	0.000	4.317	0.683	0.000	0.000
12.	Construction of Sprots Stadium at Kasur	5.000	0.000	0.000	2.500	0.096	0.000
13.	Construction os Sports Stadium at D.I.Khan	16.268	0.000	1.006	2.500	0.000	0.000
14.	Swimming Pool Complex, Islamabad (NISC)	82.635	15.895	28.008	12.000	5.772	0.000
15.	National Hockey stadium Lahore	68.000	12.150	66.588	1.412	0.000	0.000
16.	Provision of 4 Squash Courts at Pakistan Sports Complex, Islamabad (Revised)	20.000	0.000	3.319	1.000	1.924	0.000
17.	Costruction of multipurpose gymnasium hall at Islamia club, Karachi	4.000	0.000	0.000	0.000	3.848	0.000

## CULTURE, SPORTS, TOURISM AND YOUTH

(Million Rupees)							
Sl. No.	Name, Location and status of the scheme	Total Cost	Foreign Aid	Estimated Expenditure upto June 1989	Revised Expenditure for 1989-90	Allocation for 1990-91	
						Total PSDP	Foreign Aid
1	2	3	4	5	6	7	8
18.	Resurfacing of Hockey Ground at Hockey Club, Karachi	4.490	4.320	2.200	2.900	0.000	0.000
Total (Sports)					28.310	11.640	0.000
III. Culture							
19.	Extension of Museum Gallery, Islamabad	7.760	0.000	3.524	4.236	0.000	0.000
20.	National Art Gallery	100.251	8.939	3.247	0.000	2.405	0.000
21.	Lumpsum provision for Culture & Sports Div.	0.000	0.000	0.000	0.000	11.929	0.000
Total (Culture)					4.236	14.334	0.000
Total (C & S Div.)					89.246	62.530	0.000
B. YOUTH AFFAIRS DIVISION							
IV. Youth programme							
22.	Eight Dehi Mazdoor Training Centre for Men in Punjab	9.900	0.000	9.193	0.787	1.428	0.000
23.	7-Male youth vocational Trg. Centres, Punjab	8.624	0.000	7.745	0.979	1.244	0.000
24.	8-Female Youth Vocational Trg. Centres, Punjab	4.782	0.000	4.290	0.492	0.690	0.000
25.	One-Female Youth Vocational Training Centre, Embroidery and Stitching, Punjab	0.308	0.000	0.224	0.084	0.044	0.000
26.	Three Female Leather Garments Training Centres, Punjab	2.076	0.000	1.737	0.294	0.299	0.000
27.	Three Female Readymade Garments Training Centres in Punjab	2.056	0.000	1.762	0.294	0.296	0.000
28.	4-Male, 2 Female Youth Vocational Trg. Centres in AJK	4.208	0.000	3.825	0.448	0.616	0.000
29.	7-Male Youth Vocational Trg. Centres, Sindh	9.900	0.000	6.665	2.000	1.188	0.000
30.	8-Female Youth Vocational Trg. Centres, Sindh	3.972	0.000	2.562	1.000	0.572	0.000
31.	9-Male Youth Vocational Trg. Centres in Baluchistan	14.472	0.000	7.462	1.146	1.443	0.000
32.	9-Female Youth Vocational Trg. Centres in Baluchistan	4.500	0.000	3.085	0.415	0.481	0.000

## CULTURE, SPORTS, TOURISM AND YOUTH

(Million Rupees)

Sl. No.	Name, Location and status of the scheme	Total Cost	Foreign Aid	Estimated Expenditure upto June 1989	Revised Expenditure for 1989-90	Allocation for 1990-91	
						Total PSDP	Foreign Aid
1	2	3	4	5	6	7	8
33.	7-Male Youth Vocational Trg. Centres, NWFP	9.890	0.000	8.396	1.504	1.428	0.000
34.	Ten Female Youth Vocational Training Centre, NWFP	3.287	0.000	1.642	0.445	0.048	0.000
35.	3-Male Youth Vocational Trg. Centres, FATA	4.378	0.000	4.143	0.235	0.631	0.000
36.	Construction of Youth Hostel at Quetta	2.020	0.000	1.751	0.249	0.491	0.000
37.	Construction of Youth Hostel at Pak-Pattan	1.567	0.000	0.170	0.397	0.000	0.000
38.	Repairs/Renovation of 11-Existing Youth Hostels	2.500	0.000	2.540	0.030	0.000	0.000
39.	Construction of Tehsil level Sports Stadia at Mirpur Khas	2.500	0.000	2.198	0.203	0.104	0.000
40.	Construction of mini stadium in Azad Kashmir	2.500	0.000	2.200	0.300	0.010	0.000
41.	Tehsil level Sports Stadia at Gojra	2.500	0.000	2.318	0.182	0.009	0.000
42.	Tehsil level Sports Stadia at Pak-Pattan	2.500	0.000	2.278	0.022	0.192	0.000
43.	Tehsil level Sports Stadia at Mandi Bahauddin	2.500	0.000	2.366	0.113	0.028	0.000
44.	Tehsil level Sports Stadia at Shakargarh	2.500	0.000	2.278	0.022	0.192	0.000
45.	Tehsil level Sports Stadia at Kand Kot	2.500	0.000	2.345	0.155	0.008	0.000
46.	Tehsil level Sports Stadia at Jhat Pat	2.500	0.000	0.500	0.000	1.924	0.000
47.	Tehsil level Sports Stadia at Hasilpur Distt. Bahawalpur	2.500	0.000	2.345	0.155	0.008	0.000
48.	Setting up of women vocational training centre at Skardu	0.798	0.000	0.399	0.000	0.095	0.000
49.	Establishment of 500 People's Youth Development Centres	500.000	0.000	0.000	0.000	500.000	0.000
50.	Establishment of Project Office's for Planning, Monitoring & Implementation of Schemes.	0.000	0.000	0.000	0.000	0.000	0.000
51.	Setting up of Publication Cell	0.500	0.000	0.000	0.000	0.000	0.000
52.	Construction of Youth Hostel at Karachi.	4.500	0.000	0.000	0.000	0.000	0.000
53.	Construction of Tehsil level Sports Stadia at charsadda.	2.500	0.000	0.000	0.000	0.000	0.000

## CULTURE, SPORTS, TOURISM AND YOUTH

(Million Rupees)

Sl. No.	Name, Location and status of the scheme	Total Cost	Foreign Aid	Estimated Expenditure upto June 1989	Revised Expenditure for 1989-90	Allocation for 1990-91	
						Total PSDP	Foreign Aid
1	2	3	4	5	6	7	8
54.	Construction of Youth Hostels at Various Historical Places	0.000	0.000	0.000	0.000	0.000	0.000
55.	Construction of 50 School Play Grounds at selected Locations.	0.000	0.000	0.000	0.000	0.000	0.000
56.	Establishment of Youth Volunteer Corps Phase-I	0.000	0.000	0.000	0.000	0.000	0.000
57.	Establishment of Career Guidance & Placement Centres	0.000	0.000	0.000	0.000	0.000	0.000
Total (Youth Affairs Div)					11.951	513.468	0.000

## C. TOURISM DIVISION

## (i) Ministry's Schemes

58.	Malam Jabba Skiing-Cum-Summer Resort Swat	113.790	26.000	79.801	4.100	8.658	0.000
59.	Development of Hiran Minar, Sheikhpura	3.850	0.000	0.859	1.066	0.000	0.000
60.	Revival of Sound and Light show at Lahore Fort	1.850	0.000	1.568	0.540	0.000	0.000
61.	Tourist Lodges at Kalar Kahar and Fort Munro	3.980	0.000	1.499	0.496	0.000	0.000
62.	Tourist Lodge at Pak Pattan	1.350	0.000	0.700	0.385	0.000	0.000
63.	Lal Sohanra National Park Bahawalpur	3.990	0.000	1.465	0.530	0.000	0.000
64.	Development of Kirthar National Park (Dadu)	8.024	0.000	6.214	1.810	0.000	0.000
65.	Tourism survey in Northern areas	2.000	1.500	0.000	0.000	0.144	0.000
66.	Construction of toilets for use of mountaineering / trekking expeditions	0.800	0.000	0.000	0.000	0.385	0.000
67.	Camping site Khund	2.429	0.000	0.764	0.000	0.433	0.000
68.	Promotion of tourism AJK	6.300	0.000	3.172	0.028	0.000	0.000
Total (Ministry's Schemes)					8.955	9.620	0.000


## (ii) Pakistan Tourism Development Corporation (PTDC)

69.	Tourist Motel at Ayubia	4.672	0.000	1.556	1.000	2.036	0.000
70.	Motel at Choa Saidan Shah	3.211	0.000	2.232	0.979	0.178	0.000

## CULTURE, SPORTS, TOURISM AND YOUTH

(Million Rupees)

Sl. No.	Name, Location and status of the scheme	Total Cost	Foreign Aid	Estimated Expenditure upto June 1989	Revised Expenditure for 1989-90	Allocation for 1990-91		
						Total PSDF	Foreign Aid	
1	2	3	4	5	6	7	8	
71.	Camp Site at Naran	3.600	0.000	2.040	1.560	0.000	0.000	
72.	Extension of Motel at Kalam	3.920	0.000	3.565	0.355	0.000	0.000	
73.	Motel and Road side facilities at Khudabad	2.822	0.000	0.010	0.500	1.443	0.000	
74.	Road side facilities at Dassu/ Barseen	1.391	0.000	1.191	0.200	1.299	0.000	
75.	Road side facilities at Khunjerab pass	0.820	0.000	0.457	0.400	0.000	0.000	
76.	Road Side facilities at Chattar plain	2.720	0.000	0.800	1.000	1.385	0.000	
77.	Motel at Thalichi	3.314	0.000	0.800	0.000	0.481	0.000	
78.	Tourist Accomodation at Besham Ph-III	3.641	0.000	0.420	1.221	0.000	0.000	
79.	Motel and Mansehra	7.352	0.000	0.300	0.000	0.962	0.000	
80.	Tourist Facilities at Saifal Muluk Lake	2.224	0.000	0.900	0.100	0.000	0.000	
81.	Tourist Accom. at Gilgit (Chinnar Inn)	0.964	0.000	0.809	0.300	0.000	0.000	
82.	Facilities, at Dambood, Gilgit Skardu Roa	1.582	0.000	0.168	0.000	0.289	0.000	
83.	Extension of Motel at Miandam (App)	3.900	0.000	0.823	1.600	0.000	0.000	
84.	Restaurant at Hawksbay	3.494	0.000	0.000	0.639	1.955	0.000	
85.	Motel at Taxila (App)	0.509	0.000	0.420	0.087	0.000	0.000	
86.	Motel at Muzaffarabad	6.198	0.000	0.000	0.168	0.806	0.000	
87.	Tourists accommodation at Gilgit (Chinnar Inn) Phase-III	3.983	0.000	0.671	1.000	1.124	0.000	
88.	Extension of Complex at Ziarat Ph-II	2.571	0.000	0.421	2.151	0.000	0.000	
89.	Extension of K-2 motel at Skardu (Phase-II)	4.428	0.000	0.420	0.100	3.435	0.000	
Total (PTDC)						13.360	15.392	0.000
Total (Tourism Division)						22.315	25.012	0.000
D. KA & NA DIVISION								
	Azad Kashmir	0.000	0.000	0.000	0.000	1.497	0.000	
Total (AK & NA Division)						0.000	1.497	0.000
Total (Culture, Sports, Tourism & Youth)						123.512	602.507	0.000



---


---

**MANPOWER AND EMPLOYMENT**

---

---


(163-164)



## MANPOWER AND EMPLOYMENT

(Summary)


Sl. No.	Name of Sub-sector	(Million Rupees)	
		Allocation for 1990-91	
		Total PSDP	Foreign Aid
1.	Skill Development	298.220	179.000
2.	Industrial Relations	2.405	2.405
3.	Research and Others	6.734	5.000
4.	Employment Policies	0.962	0.962
	Total (Manpower & Employment)	308.321	187.367



## MANPOWER AND EMPLOYMENT

(Million Rupees)

Sl. No.	Name, Location and status of the scheme	Total Cost	FEC	Estimated Expenditure upto June 1989	Revised Expenditure for 1989-90	Allocation for 1990-91	
						Total PSDP	Foreign Aid
1	2	3	4	5	6	7	8
A. MANPOWER DIVISION							
1.	NVTP Phase-II National Trg. Board/Bureau of MPD. Financed by IDA/CIDA /EEC/UNDP/FRG and Government of Pakistan	2041.353	1171.409	284.463	185.000	298.220	179.000
2.	TTC Larkana Sind spon.by National Trg. Board/Bureau of Manpower Div. to be operated by dte of Manpower and Trg. Sind For objectives.	13.060	0.000	10.951	0.000	0.000	0.000
3.	Development and Utilization of Human Resources, Islamabad.	44.561	35.481	16.352	12.000	6.734	5.000
Total (Manpower Division)					197.000	304.954	184.000
B. LABOUR DIVISION							
4.	Strengthening of National Institute of Labour Administration Training Karachi	7.674	2.397	2.000	0.000	0.000	0.000
5.	Construction of Building for the NIRC Islamabad	9.975	0.000	5.337	0.000	0.000	0.000
6.	Social Security Development Pension Scheme	10.091	10.091	4.598	2.500	2.405	2.405
Total (Labour Division)					2.500	2.405	2.405
C. PLANNING DIVISION							
7.	Formulation of Employment/Manpower Strategy Policies	9.315	9.315	3.280	4.830	0.962	0.962
Total (Planning Division)					4.830	0.962	0.962
Total (MANPOWER & EMPLOYMENT)					204.330	308.321	187.367



---


---

**WOMEN'S DEVELOPMENT PROGRAMME**

---

---


(169--170)



## WOMEN DEVELOPMENT PROGRAMME

(Million Rupees)

Sl. No.	Name, Location and status of the scheme	Total Cost	Foreign Aid	Estimated Expenditure upto June 1989	Revised Expenditure for 1989-90	Allocation for 1990-91	
						Total PSDP	Foreign Aid
1	2	3	4	5	6	7	8
I. WOMEN DEVELOPMENT							
1.	Punjab	0.000	0.000	0.000	37.000	38.365	0.000
2.	Sindh	0.000	0.000	20.548	14.980	16.870	0.000
3.	N.W.F.P	0.000	0.000	15.910	11.880	12.715	0.000
4.	Baluchistan	0.000	0.000	4.298	7.100	10.078	0.000
5.	Federal Projects	0.000	0.000	7.341	17.350	21.972	0.000
Total (Common Programmes)					88.310	100.000	0.000
II. SPECIAL WOMEN ACTION PLAN (SWAP)							
6.	Six community development centres	30.000	0.000	0.000	0.000	7.000	0.000
7.	Four women polytechnic institutes	20.000	0.000	0.000	0.000	15.000	0.000
8.	Four working women hostels	20.000	0.000	0.000	0.000	20.000	0.000
9.	One training institute for nurses in Karachi	15.000	0.000	0.000	0.000	2.000	0.000
					0.000	44.000	0.000
III. PM's DIRECTIVE							
10.	Block provision for new directives of PM	0.000	0.000	0.000	74.150	76.000	0.000
Total (WOMEN DEVELOPMENT PROGRAMME)					162.460	220.000	0.000



---


---

**POPULATION WELFARE PROGRAMME**

---


---

(173-174)



POPULATION WELFARE PROGRAMME  
(Summary)

		(Million Rupees)	
Sl. No.	Name of the Sub-sector	Allocation for 1990-91	
		Total PSDP	Foreign Aid
1	2	3	4
1.	Administrative Organisation	116.691	3.600
2.	Population Welfare Services	166.956	37.078
3.	Training	20.005	9.245
4.	I.E.C.	14.820	11.405
5.	Research	15.219	4.492
6.	Contraceptives	113.592	113.592
7.	Constructions	6.782	5.850
8.	Lumpsum Provision for Population Welfare	144.300	0.000
Total (Population Welfare Programme)		598.364	185.262



## POPULATION WELFARE PROGRAMME

(Million Rupees)

Sl. No.	Name, Location and status of the scheme	Total Cost	Foreign Aid	Estimated Expenditure upto June 1989	Revised Expenditure for 1989-90	Allocation for 1990-91	
						Total PSDP	Foreign Aid
1	2	3	4	5	6	7	8
POPULATION WELFARE DIVISION							
I. Administrative Organization							
1.	Federal Administrative Organization	217.978	0.540	64.036	35.035	36.652	2.100
2.	Federal District of Islamabad	21.821	0.000	0.000	4.300	4.040	0.500
3.	Provincial, District and Tehsil Admin. Organization, NWFP	74.712	0.515	24.283	13.280	14.232	0.000
4.	Provincial, District and Tehsil Admin. Organization, Baluchistan	50.997	0.250	13.802	7.485	8.250	0.000
5.	Provincial, District and Tehsil Admin. Organization, Sindh	92.100	0.612	28.966	16.500	17.716	0.000
6.	Provincial, District and Tehsil Admin. Organization, Punjab	214.417	1.225	61.890	33.500	35.800	1.000
Total (Admin. Organization)					110.100	116.691	3.600
II. Population Welfare Services							
7.	Population Welfare Programme in Azad Jammu and Kashmir	4.483	0.000	0.670	0.400	0.424	0.000
8.	Population Welfare Programme in Northern Areas	1.517	0.000	0.267	0.200	0.192	0.000
9.	Involvement of Registered Medical Practitioners	4.875	0.000	0.350	0.000	0.962	0.962
10.	Family Planning Inputs in Health Department	19.528	0.000	2.852	2.760	2.655	2.655
11.	Target Group Institutions	4.833	0.000	0.896	0.400	0.399	0.000
12.	Non-governmental Organizations	188.090	0.000	39.478	22.800	4.618	0.000
13.	Involvement of Hakeems and Homoeopaths	10.000	0.000	3.197	0.485	0.467	0.000
14.	Population Welfare Programme through the Traditional Birth Attendants	78.356	0.000	0.603	0.500	2.597	2.295
15.	Population Welfare Programme Through Provincial Line Departments	5.433	0.000	0.785	0.220	0.212	0.000
16.	Reproductive Health Services	253.914	0.000	44.638	23.700	25.185	18.091
17.	Family Welfare Centres	773.763	0.000	209.358	121.205	129.245	13.075
Total (Population Welfare Services)					172.670	166.956	37.078

## POPULATION WELFARE PROGRAMME


(Million Rupees)

Sl. No.	Name, Location and status of the scheme	Total Cost	Foreign Aid	Estimated Expenditure upto June 1989	Revised Expenditure for 1989-90	Allocation for 1990-91	
						Total PSDP	Foreign Aid
1	2	3	4	5	6	7	8
<b>III. Training Programme</b>							
18.	Clinical Training	80.000	0.000	26.753	15.000	14.093	6.400
19.	Non-Clinical Training	35.000	0.000	8.961	5.900	5.911	2.845
Total (Training)					20.900	20.005	9.245
<b>IV. I.E.C</b>							
20.	Population Education (formal)	10.749	0.000	3.298	1.000	0.962	0.000
21.	Communication activities	95.245	0.000	30.185	13.550	13.858	11.405
22.	Population Study Centres	0.000	0.000	2.452	1.500	0.000	0.000
Total (I.E.C)					16.050	14.820	11.405
<b>V. Research and Support Activities</b>							
23.	National Research Institute of Reproductive Physiology (NRIRP)	15.000	0.000	3.412	1.400	1.799	0.100
24.	National Institute of Population Studies (NIPS)	48.800	0.000	10.587	8.000	8.466	2.400
25.	Consultancy	10.000	0.000	0.500	0.100	0.096	0.096
26.	Monitoring and Research Studies	10.000	0.000	0.500	0.100	0.096	0.096
27.	Research and Support Activities NRIFC	30.600	0.000	6.794	4.500	4.762	1.800
Total (Research)					14.100	15.219	4.492
<b>VI. CONTRACEPTIVES</b>							
28.	Social Marketing of Contraceptives	311.320	0.000	91.239	40.000	41.847	41.847
29.	Transport	83.970	0.000	4.500	2.250	0.962	0.962
30.	Contraceptive Requirement and Distribution	428.233	0.000	138.758	62.380	70.783	70.783
Total (Contraceptive)					104.630	113.592	113.592

## POPULATION WELFARE PROGRAMME

(Million Rupees)

Sl. No.	Name, Location and status of the scheme	Total Cost	Foreign Aid	Estimated Expenditure upto June 1989	Revised Expenditure for 1989-90	Allocation for 1990-91	
						Total PSDP	Foreign Aid
1	2	3	4	5	6	7	8
VII. CONSTRUCTIONS							
31.	Const. of Federal offices (NRIFC, NRIRP Ware House)	0.000	0.000	19.779	3.000	0.000	0.000
32.	Const. of Five Regional Training Institutes	54.576	38.863	2.250	4.000	6.782	5.850
Total (Constructions)					7.000	6.782	5.850
VIII. MISCELLANEOUS							
33.	Lumpsum provision for Population Welfare Programme	0.000	0.000	0.000	0.000	144.300	0.000
Total (Miscellaneous)					0.000	144.300	0.000
Total (Population Welfare Division)					445.450	598.364	185.262



---


---

**SOCIAL WELFARE**

---


---

(181-182)



SOCIAL WELFARE  
(Summary)

		(Million Rupees)	
Sl. No.	Name of the Sub-sector	Allocation for 1990-91	
		Total PSDP	Foreign Aid
1.	Staff Welfare Services (Staff Welfare Orginazation)	21.164	0.000
2.	Special Education (D.G. Special Education)	72.150	0.000
3.	Social Welfare Services (Social Welfare Wing)	10.582	0.000
4.	Promotion of Voluntary Social Services (National Council of Social Welfare)	6.830	0.000
Total (Social Welfare)		110.726	0.000



## SOCIAL WELFARE

Sl. No.	Name, Location and status of the scheme	Total Cost	Foreign Aid	Estimated Expenditure upto June 1989	Revised Expenditure for 1989-90	(Million Rupees)	
						Total PSDP	Foreign Aid
A. ESTABLISHMENT DIVISION							
Staff Welfare Organisation							
1.	Construction of Community Centres at Islamabad, Peshawar, Lahore, Quetta and Karachi	46.750	0.000	28.182	2.800	7.696	0.000
2.	Extension and improvement in the Holiday Home, Murree	1.582	0.000	0.740	0.100	0.173	0.000
3.	Holiday Home, (Grade 1-16), Murree	9.768	0.000	0.000	0.000	0.481	0.000
4.	Construction of Hostel for working Women at Islamabad	9.824	0.000	9.824	0.500	0.019	0.000
5.	Trade Training Centre, Islamabad	8.900	0.000	7.017	0.100	0.337	0.000
6.	Extension and improvement in the existing building/project and establishment of small projects	9.782	0.000	7.537	1.000	0.577	0.000
7.	Construction of compound wall, extension of parking space and other/sundry works in Aabpara Community Centre	8.645	0.000	1.870	2.000	0.433	0.000
8.	Expansion of welfare projects and facilities/buildings and welfare amenities and new small schemes	9.900	0.000	3.016	2.000	0.962	0.000
9.	Ladies Industrial Home-cum-work order centres, Karachi, Peshwar, Lahore	9.000	0.000	1.000	1.000	0.481	0.000
10.	Ladies Industrial Home at F-6 centre Islamabad	2.495	0.000	1.640	0.500	0.048	0.000
11.	Holiday Home Ziarat	4.127	0.000	1.023	1.765	1.443	0.000
12.	Holiday Home Kinjhar	3.000	0.000	0.000	0.235	1.443	0.000
13.	Provision of Welfare Facilities to the Retired Govt. Servants and dependents	16.870	0.000	0.000	1.000	1.154	0.000
14.	Establishment of Welfare Region and provision of welfare projects for the Federal Government employees in Northern Area	9.980	0.000	0.375	1.000	0.962	0.000
15.	Provision of Transport/Ambulance Service at Islamabad, Peshawar, Lahore, Quetta and Karachi	4.000	0.000	1.844	0.200	0.144	0.000
16.	Provision of rehabilitation aids to the disabled Federal Government employees and their dependants	5.000	0.000	0.570	0.200	0.096	0.000

## SOCIAL WELFARE

(Million Rupees)							
Sl. No.	Name, Location and status of the scheme	Total Cost	Foreign Aid	Estimated Expenditure upto June 1989	Revised Expenditure for 1989-90	Allocation for 1990-91	
						Total PSDP	Foreign Aid
17.	Hostel for working men at Islamabad	9.987	0.000	3.200	0.500	0.192	0.000
18.	Strengthening of existing welfare institutions	9.890	0.000	0.420	1.000	0.481	0.000
19.	Stipend for the purchase of textbooks, note books etc. for the school/college going children of the F.G.E.	9.850	0.000	2.546	3.000	3.367	0.000
20.	Incentive for talented children of Federal Government employees	9.490	0.000	1.506	0.200	0.577	0.000
21.	Training in skill trade for school/college drop outs (children of the F.G.E.)	6.250	0.000	0.000	0.100	0.096	0.000
Total (Establishment Division)					19.200	21.164	0.000
B. SPECIAL EDUCATION AND SOCIAL WELFARE DIVISION							
I. Special Education							
22.	Local/Foreign Training of Teachers and Workers employed in Schools of Special Education	8.056	0.000	0.298	0.300	0.000	0.000
23.	Overseas Development Administration Support and Manpower Development for Special Education	9.664	6.900	2.560	0.312	0.289	0.000
24.	National Special Education Centre for Hearing and Speech Impaired, Islamabad	91.516	0.000	21.500	8.761	7.696	0.000
25.	National Special Education Centre for Physically Handicapped, Islamabad	80.045	0.000	23.200	8.762	5.772	0.000
26.	National Special Education Centre for Mentally Retarded children, Islamabad	61.767	0.000	14.400	2.473	7.696	0.000
27.	National Special Education Centre for Integrated Education of Visually Handicapped, Islamabad	159.850	6.520	11.700	5.342	1.924	0.000
28.	National Special Education Primary Centre for Visually Handicapped, Islamabad	43.154	2.915	15.100	2.793	5.772	0.000
29.	Foreign Training and Equipment Support for Special Education of Physically Handicapped Children	8.056	0.000	0.298	0.300	0.000	0.000
30.	National Training Centre for Disabled Persons, Islamabad	13.700	0.000	6.000	4.000	3.656	0.000

## SOCIAL WELFARE

(Million Rupees)							
Sl. No.	Name, Location and status of the scheme	Total Cost	Foreign Aid	Estimated Expenditure upto June 1989	Revised Expenditure for 1989-90	Allocation for 1990-91	
						Total PSDP	Foreign Aid
31.	Pilot Project on Training of Teachers in Special Education for Visually Handicapped in collaboration with Allama Iqbal Open University, Islamabad	3.000	0.000	1.506	0.456	0.481	0.000
32.	National Census of all Categories Disabled	9.000	0.000	2.357	0.005	0.000	0.000
33.	National Talking Book Centre	3.900	0.000	0.600	0.456	0.481	0.000
34.	Special Education School for Mentally Retarded Children Phase-I, Islamabad	4.500	0.000	2.300	1.000	0.866	0.000
35.	Establishment of Special Education Sequence at Post-Graduate Level at the University of the Punjab	9.500	0.000	1.702	0.005	0.962	0.000
36.	Establishment of Special Education sequence at post graduate level at the University of Karachi	9.500	0.000	1.700	0.800	0.962	0.000
37.	Special Education Centres at the Provincial Level in Pakistan	170.000	16.665	16.600	11.940	10.967	0.000
38.	Special Education Centres at Divisional/ District Headquarter level in Pakistan	668.960	64.000	12.800	5.566	0.096	0.000
39.	National Institute for Special Education, Islamabad Phase-II	14.100	0.000	5.102	4.000	4.714	0.000
40.	Establishment of Special Education Centres for Hearing Impaired Children (Phase-II) Islamabad.	17.267	0.000	1.800	2.200	0.962	0.000
41.	National Institute for Handicapped Islamabad	46.260	0.700	19.600	6.000	7.696	0.000
42.	Expansion of Sir Syed academy of special education, Rawalpindi	5.575	0.000	0.000	0.000	0.962	0.000
43.	Programme the voluntary agencies dealing disabled	1.126	0.000	0.823	0.053	0.000	0.000
44.	National Trust for disabled	0.000	0.000	0.000	165.086	0.000	0.000
45.	Printing and publication of book for the welfare of the handicapped	5.000	0.100	0.000	0.000	0.096	0.000
46.	Early detection, prevention & community based rehabilitation for children with disability	19.950	12.600	0.000	0.000	2.405	0.000
47.	Vocational training centre for disabled at Karachi	7.441	0.000	0.000	0.000	1.924	0.000
48.	Pilot project for emergent manpower development	3.760	0.000	0.850	0.300	0.000	0.000

## SOCIAL WELFARE

(Million Rupees)

Sl. No.	Name, Location and status of the scheme	Total Cost	Foreign Aid	Estimated Expenditure upto June 1989	Revised Expenditure for 1989-90	Allocation for 1990-91	
						Total PSDP	Foreign Aid
49.	Transport support for special education centres, islamabad (revised)	19.960	0.000	0.000	6.960	5.772	0.000
Total (Special Education)					237.870	72.150	0.000
II. Social welfare Services							
50.	Grant-in-aid for Social Work Education to Universities, Lahore, Jamshoro, Karachi, Peshawar and Quetta	1.850	0.000	0.328	0.200	0.048	0.000
51.	Grant-in-aid for Social Work Education to Colleges	1.800	0.000	1.443	0.050	0.048	0.000
52.	Rural Community Development Project Islamabad	3.378	0.000	1.496	0.760	0.678	0.000
53.	Services for children in difficult circumstances	11.386	0.000	0.000	0.150	0.105	0.000
54.	Soical Services (Medical) Project Dist. hospital Gilgit	1.526	0.000	0.017	0.208	0.213	0.000
55.	School Social Work Project Islamabad	1.281	0.000	0.726	0.279	0.259	0.000
56.	Rural community development project, Chitral	4.200	0.000	0.000	0.348	0.832	0.000
57.	Establishment of Silai Markaz at Rawalpindi	9.324	0.000	6.605	0.750	0.481	0.000
58.	Model Child Welfare Centre Hummak Islamabad	6.818	0.000	1.486	0.825	0.568	0.000
59.	Local/Foreign Training of Social Welfare Personnal in Public and Private Sector	7.935	6.206	0.100	0.000	0.010	0.000
60.	Anti-Beggary Campaign through Mass Media	1.000	0.000	0.228	0.000	0.000	0.000
61.	Grant-in-aid to Volunatry Social Welfare Agencies Dealing with Senior Citizens	1.200	0.000	0.570	0.100	0.070	0.000
62.	Survey of the Elderly People	1.000	0.000	0.300	0.000	0.000	0.000
63.	Study of causes and nature of Child Labour	1.550	0.000	0.610	0.100	0.000	0.000
64.	Social Service Medical Project T.B. Centre Rawalpindi	1.063	0.000	0.364	0.202	0.191	0.000
65.	Social Service Medical Project civil hospital, Chitral	1.916	0.000	0.000	0.000	0.346	0.000

## SOCIAL WELFARE

(Million Rupees)							
Sl. No.	Name, Location and status of the scheme	Total Cost	Foreign Aid	Estimated Expenditure upto June 1989	Revised Expenditure for 1989-90	Allocation for 1990-91	
						Total PSDP	Foreign Aid
66.	Construction of Silai Markaz Karachi	14.336	0.000	0.000	0.500	0.792	0.000
67.	Construction of Silai Markaz Islamabad	17.984	0.000	3.509	1.169	0.896	0.000
68.	Social Services Medical Project Shaikh Zayed Hospital Complex Lahore	1.063	0.000	0.327	0.202	0.185	0.000
69.	Social Services Medical Project National Institute of Cardiovascular Diseases Karachi	1.063	0.000	0.334	0.202	0.192	0.000
70.	Social Services Medical Project Jinnah Postgraduate Medical Centre Karachi	3.280	0.000	0.353	0.302	0.291	0.000
71.	Social Welfare Training Institute Islamabad	7.600	0.000	1.076	1.640	1.303	0.000
72.	Social Services Medical Project District HQ Hospital Skardu	1.526	0.000	0.197	0.210	0.212	0.000
73.	Comprehensive Community Centre Chilas	2.837	0.000	0.010	0.275	0.394	0.000
74.	Senior citizens club at Quetta	2.437	0.000	0.000	0.508	0.442	0.000
75.	Senior citizens club at Karachi	2.437	0.000	0.000	0.508	0.462	0.000
76.	Senior citizens club at Lahore	2.437	0.000	0.000	0.348	0.405	0.000
77.	Senior citizens club at Peshawar	2.437	0.000	0.000	0.000	0.397	0.000
78.	Urban community development project Jacobabad	4.200	0.000	0.000	0.146	0.763	0.000
Total (Social Welfare Services)					9.982	10.582	0.000
III. National Council of Social Welfare							
79.	Financial Support and Technical Assistance to the Voluntary Social Welfare Agencies through the National Council of Social Welfare	38.478	0.000	32.478	5.000	4.810	0.000
80.	Cell to Overseas Programme of the Voluntary Agencies dealing with the Disabled	1.126	0.000	0.823	0.053	0.192	0.000
81.	Grant for Self-Help Projects (On all Pakistan Basis)	9.734	0.000	3.834	1.000	0.962	0.000
82.	Grant for Evaluative Research Studies and Publication of Literature (On All Pakistan Basis)	6.000	0.000	0.845	0.100	0.577	0.000
83.	Grant for Holding Social Welfare Conferences (On All Pakistan Basis)	2.344	0.000	1.344	0.334	0.192	0.000

## SOCIAL WELFARE

Sl. No.	Name, Location and status of the scheme	Total Cost	Foreign Aid	Estimated Expenditure upto June 1989	Revised Expenditure for 1989-90	(Million Rupees)	
						Allocation for 1990-91	
						Total PSDP	Foreign Aid
84.	Supportive Assistance to Voluntary Social Welfare Agencies Dealing with Welfare and Rehabilitation of Disabled, Lepers & Patients including T.B. Patients	6.011	0.000	3.147	0.013	0.096	0.000
Total (N.C.S.W.)					6.500	6.830	0.000
Total (Spl. Educ. & S.W. Div.)					254.952	89.562	0.000
Total (SOCIAL WELFARE)					273.552	110.726	0.000

---


---

**RESEARCH, STATISTICS AND PLANNING**

---

---

(191-192)



## RESEARCH STATISTICS &amp; PLANNING

(Million Rupees)

Sl. No.	Name, Location and status of the scheme	Total Cost	Foreign Aid	Estimated Expenditure upto June 1989	Revised Expenditure for 1989-90	Allocation for 1990-91	
						Total PSDP	Foreign Aid
1	2	3	4	5	6	7	8
<b>A. PLANNING AND DEVELOPMENT DIVISION</b>							
1.	Pakistan planning & management institute (PPMI) Phase-I Islamabad	8.970	0.000	0.100	0.500	0.481	0.000
2.	Javed Azfar computer centre	10.753	9.000	2.475	3.800	2.886	2.000
3.	Short term consultancy for Project Wing	11.500	0.000	3.500	1.000	0.962	0.000
4.	Economic Research Programme	0.000	0.000	7.970	4.715	2.886	0.000
5.	Consultancy Development Cell	13.120	12.000	0.000	0.000	0.289	0.000
6.	Prime Minister's consultative Committee	0.000	0.000	1.800	3.000	0.000	0.000
Total (Planning Div.)					13.015	7.504	2.000
<b>B. STATISTICS DIVISION</b>							
7.	National Accounts Statistics	45.270	45.270	0.000	14.200	7.215	7.215
8.	Household Survey	53.100	12.500	13.360	8.000	1.530	1.530
9.	Replacement and Modernization of Computer Facilities of FBS, Stat. Division through out Pakistan	154.500	80.500	7.979	13.200	7.696	0.000
10.	Pakistan Institute of Stat. & Research	7.884	0.000	6.279	1.900	0.000	0.000
11.	Pakistan Integrated Household Survey	0.000	0.000	0.000	0.000	4.906	4.906
Total (Statistics Div.)					37.300	21.347	13.651
<b>C. CABINET DIVISION</b>							
12.	Pak Computer Bureau	28.741	3.938	26.869	1.995	0.074	0.000
13.	National Language Authority	9.983	0.000	0.789	0.000	2.020	0.000
14.	Establishment of software research and development facilities	9.550	0.700	0.000	0.000	0.683	0.000
Total (Cabinet div.)					1.995	2.777	0.000

## RESEARCH STATISTICS &amp; PLANNING

(Million Rupees)

Sl. No.	Name, Location and status of the scheme	Total Cost	Foreign Aid	Estimated Expenditure upto June 1989	Revised Expenditure for 1989-90	Allocation for 1990-91	
						Total PSDP	Foreign Aid
1	2	3	4	5	6	7	8
<b>D. FINANCE DIVISION</b>							
15.	Performance audit development training implementation	33.500	28.370	0.000	2.045	1.251	0.300
Total (Finance Division)					2.045	1.251	0.300
<b>E. ECONOMIC AFFAIRS DIVISION</b>							
16.	Computerisation of EAD data	8.628	8.000	0.000	0.000	8.300	8.000
Total (EAD)					0.000	8.300	8.000
<b>F. MINISTRY OF INTERIOR</b>							
17.	Automation of Registration scheme Pilot project Rawalpindi & Islamabad District	64.100	0.000	0.000	0.000	14.430	0.000
Total (Interior Division)					0.000	14.430	0.000
<b>G. KASHMIR AFFAIRS &amp; NORTHERN AFFAIRS DIV</b>							
18.	Azad Kashmir	0.000	0.000	0.000	0.500	6.774	5.570
19.	Northern areas	0.000	0.000	0.000	0.000	0.505	0.000
Total (KANA Division)					0.500	7.279	5.570
<b>H. STATES AND FRONTIER REGION DIV.</b>							
20.	FATA	0.000	0.000	0.000	0.000	0.960	0.000
Total (S & FR Division)					0.000	0.960	0.000
Total (RESEARCH, STAT. & PLANNING)					54.855	63.848	29.521

---


---

**E. BUDGETARY PUBLIC CORPORATIONS**

---

---

(195-196)



---


---

**WATER AND POWER DEVELOPMENT  
AUTHORITY (WAPDA)**

---

---

(197--198)



## W A P D A

(Million Rupees)

Sl. No.	Name, Location and status of the scheme	Total Cost	Foreign Aid	Estimated Expenditure upto June 1989	Revised Expenditure upto 1989-90	Allocation for 1990-91		
						Total PSDP	Foreign Aid	
1	2	3	4	5	6	7	8	
A. WAPDA (WATER)								
I. SURFACE WATER DEVELOPMENT SCHEMES								
1.	Pat Feeder Canal Rehabilitation and Improvment	3066.720	1448.456	0.000	58.692	169.023	138.443	
2.	Chashma Right Bank Canal Project Stage-II	548.928	89.179	213.900	215.500	300.817	161.000	
3.	Central Meterial Testing laboratory	88.600	60.000	0.000	10.100	9.620	3.000	
4.	Khanpur Dam Project	0.000	0.000	0.000	0.000	0.096	0.000	
Total (Surface Water Development Schemes)						284.292	479.557	302.443
II. ACCELERATED PROGRAMME								
i) Punjab								
5.	Punjnad Abbasia SCARP-V	1882.000	432.200	1385.190	266.000	67.340	34.000	
6.	Lower Rechna Remaining Drainage-IV	1289.860	512.460	634.253	233.000	259.548	86.000	
7.	SCARP Transition Pilot Project	295.554	130.481	66.917	57.000	86.580	20.000	
8.	Khushab Sub Unit (Muhajir Branch)	1066.400	0.000	8.800	39.000	191.438	100.000	
9.	Private T/ws Dev. Project	908.000	0.000	6.200	6.000	48.100	20.000	
10.	Gojra Khewra Phase-II	0.000	0.000	16.000	10.000	19.240	0.000	
11.	Fordwah Sadiqia Remaining Phase-II	0.000	0.000	45.000	60.000	96.200	0.000	
12.	Sukh Bias Phase-I	0.000	0.000	6.500	29.000	48.100	0.000	
13.	Shorkot Kamalia Saline	0.000	0.000	6.300	25.000	10.582	0.000	
14.	Hadali Sub Unit	0.000	0.000	78.915	40.000	98.124	0.000	
15.	Uper Rechnak Remaining Deg Basin	0.000	0.000	0.000	0.100	4.810	0.000	
16.	SCARP D.G. Khan Saline	0.000	0.000	0.000	0.100	14.526	0.000	
17.	Effective Linkage Khairwala Drainage	0.000	0.000	0.000	0.100	0.096	0.000	
18.	Project Planning Punjab	0.000	0.000	196.422	67.900	46.176	0.000	
Total (Punjab)						833.200	990.860	260.000
II. SINDH								
19.	Left Bank Outfall Spinal Drain	1426	784	238.688	148.286	253.679	143.200	
20.	Left Bank Outfall Spinal Drain Sanghar	1716.143	916.149	125.512	244.300	428.090	320.400	

## W A P D A

(Million Rupees)

Sl. No.	Name, Location and status of the scheme	Total Cost	Foreign Aid	Estimated Expenditure upto June 1989	Revised Expenditure upto 1989-90	Allocation for 1990-91	
						Total PSDP	Foreign Aid
1	2	3	4	5	6	7	8
21.	Left Bank Outfall Spinal Drain Mirpur Khas	2144.384	1167.703	9.967	46.214	176.142	146.600
22.	Left Bank Outfall Spinal Drain Nawabashah	0.000	0.000	174.200	383.200	392.688	289.800
23.	SCARP South Rohri	935.481	370.657	570.223	76.900	8.658	4.505
24.	Ghotki Fresh Ground Water	768.785	117.759	453.373	119.000	5.772	4.300
25.	Right Bank Outfall Drain	1183.557	584.882	55.507	25.000	27.898	20.000
26.	Project Planning Sindh	0.000	0.000	619.794	23.000	21.164	0.000
27.	North Dadu Drainage	321.000	16.000	457.282	30.000	61.472	0.000
28.	Larkana Shikarpur Drainage	0.000	0.000	0.000	0.000	17.316	0.000
29.	Kotri Surface Drainage	290.000	10.000	619.794	0.100	0.096	0.000
Total (Sindh)					1096.000	1392.976	928.805
III. N.W.F.P.							
30.	Mardan SCARP NWFP	1084.800	417.400	1042.100	190.000	401.154	173.200
31.	Chashma Command Area Development Project	643.100	309.730	95.555	40.000	242.424	207.800
32.	Project Planning NWFP	108.526	128.323	43.200	18.000	19.529	0.000
Total (NWFP)					248.000	663.107	381.000
Total (SCARPS)					2177.200	3046.943	1569.805
III. INVESTIGATIONS							
33.	Lower Indus Water Management and Reclamation Research Project	29.776	0.000	29.737	7.652	7.523	3.600
34.	International Waterlogging and Salinity Institute in Pakistan	70.000	20.000	24.053	12.500	26.041	15.500
35.	Monitoring of Salinity Control and Reclamation Project	159.951	12.720	224.975	25.111	25.974	0.000
36.	Water Resources Development & Management Planning in Baluchistan	55.980	10.122	41.350	14.606	3.078	0.000
37.	Development of Water Resources of Chitral River	8.655	7.550	0.000	2.300	0.000	0.000
38.	Pakistan Water, Ice and Snow Balances of Upper Indus Basin	14.502	7.875	12.108	5.500	8.562	5.900
39.	Gomal Zam Project	51.828	10.792	32.713	10.000	4.810	0.000

## W A P D A

(Million Rupees)

Sl. No.	Name, Location and status of the scheme	Total Cost	Foreign Aid	Estimated Expenditure upto June 1989	Revised Expenditure upto 1989-90	Allocation for 1990-9	
						Total PSDP	Foreign Aid
1	2	3	4	5	6	7	8
40.	Medium Term Investment Programming Study	30.000	30.000	0.000	10.212	0.000	0.00
41.	Ground Water Exploration in Desert Area	56.991	4.294	18.747	9.500	10.592	1.00
42.	ACOP Prototype Research on Sedimentation Engineering (PROSE) Project	29.000	0.000	44.681	7.520	2.886	0.00
43.	Umbrella Programmes	0.000	0.000	0.000	0.100	0.000	0.00
Total (Investigations)					105.001	89.466	26.00
IV. INDUS BASIN							
44.	Tarbela Additional/Remedial & Future Works	30.000	0.000	0.000	29.000	76.960	50.00
45.	Tarbela Water Shed	412.088	0.000	94.481	25.000	9.620	0.00
46.	Managla Water Shed	61.997	0.000	4.556	7.500	3.848	0.00
47.	Maintenance of Links and Barrages	21.000	0.000	210.224	19.000	20.202	0.00
48.	Reservoir Maintenance Facilities Project :-						
	a) Tarbela, Mangla and Chashma	467.698	248.432	398.548	55.000	35.883	25.00
	b) Hub and Khanpur Dam	80.902	66.168	0.000	0.000	54.545	49.00
49.	Tarbela Re-settlement	285.148	0.000	145.025	12.000	5.772	0.00
50.	Anti Water Logging Measures	170.252	0.000	0.000	2.500	0.909	0.00
Total (Indus Basin Projects)					150.000	207.739	125.00
Total (WAPDA-Water)					2716.493	3823.705	2023.00

## W A P D A

(Million Rupees)

Sl. No.	Name, Location and status of the scheme	Total Cost	Foreign Aid	Estimated Expenditure upto June 1989	Revised Expenditure upto 1989-90	Allocation for 1990-91	
						Total PSDP	Foreign Aid
1	2	3	4	5	6	7	8
B. WAPDA (POWER)							
1. GENERATION							
(i) Hydel							
1.	Tarbela H.E.P.S. (Units 9-10)	1830.000	830.000	1583.000	1.000	0.000	0.000
2.	Mangla H.E.P.S. (Units 9-10)	1390.000	726.000	168.000	125.000	509.860	250.000
3.	Tarbela H.E.P.S. (Units 11-14)	10957.000	4922.000	3421.000	1800.000	1924.000	1000.000
4.	Development of Mirpur Leading Cut in Mangla Reservoir	38.000	0.000	0.000	0.000	7.729	0.000
5.	Kalabagh Dam Project PC-II	174.000	45.000	184.800	10.000	9.620	0.000
6.	Low Head Hydel on Barrages and Canals Stage-II (Punjab-Sindh)	35.000	13.000	11.600	11.000	25.012	15.000
7.	3 MW Diesel Sets in Gilgit	30.000	9.000	34.700	2.000	14.430	0.000
8.	4 MW H.E.P.S Karagah Gilgit	53.600	11.815	50.700	20.000	28.860	0.000
9.	P&I of H.E, Development in Gilgit Area	16.000	1.800	4.900	1.500	6.061	1.300
10.	Rural Electrification of N.A.	0.000	0.000	0.000	0.500	2.280	0.000
11.	Basha Dam Project	1636.000	903.000	3.700	6.000	81.770	5.000
12.	Detailed Engineering of Ghazi Gariala	252.000	63.600	2.000	63.000	92.480	32.418
13.	Implementation of Chashma	5968.800	2923.700	4.800	190.000	96.200	50.000
14.	Allai Khawar HEP PC-II	43.000	17.000	0.000	0.000	0.000	0.000
15.	Comprehensive Planning of Jhelum Complex	83.000	32.000	0.000	3.000	28.860	20.000
16.	Neelum Jhelum Complex	229.000	100.000	0.000	3.000	38.480	30.000
17.	Kohala Hydro Electricity project	0.000	0.000	0.000	1.000	0.000	0.000
18.	P & I HEPS Phase-II Dhasu Dam	0.000	0.000	0.000	0.010	0.000	0.000
Total (Hydel Generation)					2237.010	2865.641	1403.718

## W A P D A

(Million Rupees)

Sl. No.	Name, Location and status of the scheme	Total Cost	Foreign Aid	Estimated Expenditure upto June 1989	Revised Expenditure upto 1989-90	Allocation for 1990-91	
						Total PSDP	Foreign Aid
1	2	3	4	5	6	7	8
(ii) TERMAL							
69.	450 MW Combined Cycle Guddu	2040.000	716.000	4101.200	60.000	49.967	41.485
70.	3x210 MW Thermal Power, Mazaffargarh	8568.000	3871.400	783.800	1790.000	2501.200	1300.000
71.	400 MW GTPS Kot Addu Unit (5-8)	4418.000	2671.000	3718.100	455.000	282.039	168.497
72.	200 MW Combined Cycle Kot Addu Unit (9-10)	2777.000	1396.000	707.500	1430.000	481.000	420.000
73.	300 MW Additional Combined Cycle at Guddu	4459.000	2343.000	0.500	376.000	353.030	200.000
74.	250 MW OFPS Jamshoro -I	3530.000	1660.000	4465.100	1350.000	481.000	200.000
75.	3x210 MW OFPS Jamshoro Units (2-4)	6434.000	3426.000	3486.400	2600.000	769.600	300.000
76.	3x350 MW Fluidized Bed Lakhra Project	141.000	93.000	34.300	111.000	577.200	300.000
77.	Imported Coal Lassbella (PC-II)	51.400	44.100	15.800	22.000	5.772	5.000
78.	Rehab. of Existing Steam/Gas Turbine	1327.000	860.000	123.300	280.000	336.700	200.000
79.	40 MW Combined Cycle Project Kotri / Faisalabad	1236.000	670.000	0.000	0.800	48.100	0.000
80.	Modernization of Research & Test Laboratories at Faisalabad and Guddu	55.000	14.000	0.000	0.100	19.240	15.000
81.	Expension of Coal Fired Station Quetta	6250.000	2850.000	0.000	1.500	3.848	2.000
82.	3x350 MW OFPS Jamshoro Unit (5-7)	16901.000	8091.000	0.000	0.500	0.000	0.000
83.	3x50 MW Fluidized Bed Combustion Project Lakhra (4-6)	6250.000	2800.000	0.000	1.700	0.000	0.000
84.	200 MW Combined Cycle Kot Addu Unit (11-12)	0.000	0.000	0.000	1.300	0.000	0.000
Total (Thermal Generation)					8479.900	5908.696	3151.982
Total (Generation)					10716.910	8774.338	4555.700

## W A P D A


(Million Rupees)

1. 2.	Name, Location and status of the scheme	Total Cost	Foreign Aid	Estimated Expenditure upto June 1989	Revised Expenditure upto 1989-90	Allocation for 1990-91	
						Total PSDP	Foreign Aid
3	4	5	6	7	8		
II TRANSMISSION							
5.	500 KV Faisalabad Multan Guddu Karachi T/Line	3910.000	1810.000	4481.100	0.000	0.000	0.000
6.	2nd 500 KV Terbelah Faisalabad T/Line	1356.400	570.800	1151.700	4.110	0.000	0.000
7.	220 KV D/Circuit Ludewala Daud Khel T/Line	1406.000	537.000	1.200	0.000	0.000	0.000
8.	220 KV Faisalabad Sahiwal T/Line	370.000	154.000	107.400	1.000	0.000	0.000
9.	3rd 500 KV from Tarbela Lahore	2200.000	940.000	0.000	300.000	673.400	200.000
10.	220 KV Mardan Peshawar	311.000	123.000	30.200	130.000	14.430	10.000
11.	220 KV Dadu Khuzdar	616.000	217.000	9.200	0.000	0.000	0.000
12.	2nd 500 KV Lahore Multan Jamshoro T/Line	4823.400	1992.000	1517.100	1950.000	1346.800	600.000
13.	Modernization of Load Despatch Centre	1555.500	758.600	1033.100	230.000	211.640	70.000
14.	500 KV Hub Choki Jamshoro	0.000	0.000	0.000	0.000	288.600	100.000
15.	500 KV Contamination Study	0.000	0.000	0.000	0.000	12.439	3.000
16.	3rd 500 KV Jamshoro Lahore T/Line	0.000	0.000	0.000	0.000	72.150	25.000
17.	Supply of Power to 7 Industrial Estates	0.000	0.000	0.000	0.000	96.200	20.000
18.	High Tension and Short Circuit Testing Laboratory	455.000	408.000	17.800	15.000	5.327	0.000
19.	2nd 220 KV Guddu Sibbi Quetta	770.000	238.000	0.800	100.000	336.700	225.000
20.	Modernization of Net Work Analyser	68.000	51.000	0.000	10.660	44.829	36.880
21.	Power System Transmission Planning Study	47.200	46.200	0.000	0.000	24.050	20.000
Total (Transmission)					2740.770	3126.564	1309.880
22.	Secondary Transmission and Grid Stations (S.T.G.)	8674.000	2231.000	15113.100	2000.000	1731.600	900.000
Total (Transmission with STG)					4740.770	4858.164	2209.880

## W A P D A

(Million Rupees)

Sl. No.	Name, Location and status of the scheme	Total Cost	Foreign Aid	Estimated Expenditure upto June 1989	Revised Expenditure upto 1989-90	Allocation for 1990-91	
						Total PSDP	Foreign Aid
1	2	3	4	5	6	7	8
III. DISTRIBUTION							
103.	Distribution of Power (Urban)	3500.000	350.000	435.500	400.000	481.000	0.000
104.	Village Electrification	8426.000	3400.000	846.000	2392.000	1506.492	900.000
105.	Power Distribution, Rehabilitation, Energy Loss Reduction and Load Management Programme	2500.000	700.000	216.300	1072.000	384.800	200.000
106.	Gujranwala Tubewell Electrification	176.000	95.000	58.800	12.000	57.720	50.000
107.	Diesel Generating Sets in Balochistan	249.800	20.600	214.700	10.000	19.240	0.000
Total (Distribution)					3886.000	2449.252	1150.000
Total (WAPDA-Power)					19343.680	16081.754	7915.580
Total (WAPDA)					22060.173	19905.459	9938.828



---


---

**TELEGRAPH AND TELEPHONE DEPARTMENT**

---

---

(207-208)



## TELEGRAPH AND TELEPHONES

							(Million Rupees)	
Sl. No.	Name, Location and status of the scheme	Total Cost	Foreign Aid	Estimated Expenditure upto June 1989	Revised Estimates for 1989-90	Allocation for 1990-91		
						Total PSDP	Foreign Aid	
1	2	3	4	5	6	7	8	
TELEGRAPH AND TELEPHONES								
I. LOCAL TELEPHONE SYSTEM & GATEWAY EXCHANGE								
1.	Expansion of local telephone system 520000 lines	6,611.000	3,170.000	4,072.000	1,142.000	474.391	318.500	
2.	Providing Automatic Acctg. for NWD Exchange Lines.	25.000	14.840	11.240	9.760	3.848	1.000	
3.	Expansion of local telephone system by 444,000 lines in Pakistan	7582.000	3,418.000	60.000	1,381.090	1798.247	1036.000	
4.	Installation of International Gateway Switching Centre Karachi & Satellite Receiver with Multiplex Equipment.	313.000	172.760	275.280	4.000	9.620	3.000	
5.	Technology Transfer	300.000	226.520	100.000	100.000	96.200	60.000	
6.	Expansion of Local Telephone System by 100000 Lines	1,677.000	542.640	1,780.000	64.100	0.000	0.000	
7.	Digital Factory	603.120	414.670	207.500	300.000	91.986	75.000	
8.	Multi Metering of Local Telephone Calls	9.770	0.000	0.000	5.920	3.704	0.000	
Total (Local Telephone System & Gateway Exch.)					3,006.870	2,477.997	1,493.500	
II. CO-AXIAL CABLE SYSTEM								
9.	Providing Digital Fibre optic TX Link (140 MBT/S), RP & KR VIA FA, LH, ML, SU, HYD	498.080	251.240	5.000	30.000	237.614	200.000	
10.	Optic Fibre Link between Taila, Haripur, Abbotabad, Gujranwala, Sialkot	34.500	20.500	8.150	1.000	2.886	0.000	
Total (Coaxial Cable System)					31.000	240.500	200.000	
III. TRUNK EXCHANGES & STD								
11.	Providing NWD facilities to 65 Important towns in Pakistan	301.000	106.960	200.390	65.000	34.257	23.705	
12.	Expansion of Existing NWD New PTDCS	429.000	200.000	461.040	65.000	0.000	0.000	
13.	Providing NWD facilities at Hala town	3.340	1.200	0.300	2.040	0.962	0.000	
14.	Providing NWD facilities at Sanghar	1.710	0.720	0.710	1.000	0.000	0.000	
15.	Providing NWD facilities to 26 Distt. Agency HQ	61.640	20.070	46.460	15.000	0.000	0.000	
16.	Installation and Expansion of trunk exch by 600 position in Five Year Plan	44.100	16.800	142.910	10.900	0.000	0.000	
Total (Trunk Exchange STD)					158.940	35.219	23.705	

## TELEGRAPH AND TELEPHONES

(Million Rupees)

Sl. No.	Name, Location and status of the scheme	Total Cost	Foreign Aid	Estimated Expenditure upto June 1989	Revised Estimates for 1989-90	Allocation for 1990-91	
						Total PSDP	Foreign Aid
1	2	3	4	5	6	7	8
IV. LONG DISTANCE NETWORK/VFT/PCOs							
17.	Installation of 3000 VFT chls. & 400 S+DX and 1000 teles 300 TML	168.000	72.000	40.000	29.000	0.481	0.000
18.	Procurement and installation of 1625 single channels VHF small capacity TDMA long distance PCO's in Pakistan	261.000	94.480	0.000	10.000	51.005	36.112
19.	Provision of 1700 PCO's in Rural	273.900	132.250	162.670	8.000	99.307	71.888
20.	Procurement & Installation of 375 VHF single cti. long distance PCO's in Pakistan (XI/88-89)Appd. 300.	59.720	28.800	0.000	50.000	9.351	5.000
21.	Expansion/Subsidiary Routes	106.560	38.700	38.100	4.000	0.481	0.000
22.	Installation and providing of 460 TDM VFT in Pakistan	4.790	2.930	2.090	2.700	0.000	0.000
23.	Procurement and instn. of 40 card pay phone type PCO's in Karachi and Lahore	4.590	2.720	0.000	0.590	0.481	0.000
24.	Installation of 600 VFTO channels EMD and 100 S+DX units	18.020	8.500	12.520	1.000	0.481	0.000
25.	Multiplex Equipment for 2000 long distance channels	50.000	30.000	42.600	7.400	0.000	0.000
Total (Network/VFT/PCOs and Carrier System)					112.690	161.587	113.000
V. TELEGRAPH PROJECTS, TELEX, TELEPRINTING ETC							
26.	Installation of Electronic Telex Exchange 1000 Lines Unit at IBA	36.730	20.130	32.130	3.000	1.539	0.000
27.	Installation 2000 Elect Telex Exchange at DHR	70.270	35.490	66.270	4.000	0.000	0.000
28.	Expansion of Telex Services in Pakistan by 9800 lines during 6th Five Year Plan	338.000	184.460	3.100	10.000	259.721	130.910
29.	Procurement of 360 Telefax Machines for Rentng out to subscribers for use of Telephone Network in Pakistan	19.360	13.040	0.000	4.000	14.776	3.000
30.	Provision of 11300 teleprinters for Expansion of Teles Services in Pakistan during 6th Five Year Plan	545.000	254.000	40.100	0.500	96.200	61.080
31.	Introduction of facsimile services in Pakistan	6.960	4.450	3.000	0.900	2.944	0.000
Total (Telegraph Project)					22.400	375.180	194.990

## TELEGRAPH AND TELEPHONES

(Million Rupees)

Sl. No.	Name, Location and status of the scheme	Total Cost	Foreign Aid	Estimated Expenditure upto June 1989	Revised Estimates for 1989-90	Allocation for 1990-91	
						Total PSDP	Foreign Aid
1	2	3	4	5	6	7	8
VI. MICROWAVE SYSTEM							
32.	Installation of high capacity M/W link between KR-Bella-Quetta D.G. Khan, Bannu and Peshawar	329.900	181.900	504.630	25.330	0.000	0.000
33.	Installation of Additional R/F channels on existing MW link	256.440	161.730	26.580	28.540	0.000	0.000
34.	Addition of Radio Frequency Channels on existing MW Link	214.720	131.230	352.630	2.000	0.000	0.000
35.	Procurement of emergency M/W equipment for T&T Department	6.540	7.230	0.000	2.300	6.965	6.185
36.	Procurement of Emergency M/W equipment for WTR & NTR Regions of T&T Department	8.700	6.320	0.000	1.000	7.407	5.815
TOTAL (Microwave System)					59.170	14.372	12.000
VII. VHF & OTHER RADIO SYSTEM							
37.	Providing 125 Multi channels UHF link for connect small towns with main outlets in Pakistan	211.000	79.000	150.000	20.000	19.240	11.396
38.	Domestic satellite in North and Baluchistan Province	103.400	58.000	180.000	2.990	0.000	0.000
39.	Modification/Upgradation IBA Dehmandro Satellite EARTH Station under IND-16 to IND-18 Plans	149.930	99.100	124.930	22.000	2.886	0.000
40.	Second Standard (A) Antenna KE	101.000	63.000	0.000	20.000	28.860	17.094
41.	Providing 24 indevisible rights of use of submarine cable	4.310	4.310	0.000	4.310	0.000	0.000
42.	Provision of 52 Channels CFDM Equipment to work Direct with USA via 359 satellite	9.490	5.970	1.060	0.430	3.848	2.279
43.	Providing (6) indevisible rights of use of CCTS in Sat cable	1.620	1.620	0.000	1.620	0.000	0.000
44.	Enhancement of Satellite CCTS with UK by use of Digital CCTS Multiplication equipment employing LRE and DSI	18.750	12.390	0.000	1.000	8.831	5.231
TOTAL (VHF & Other Radio System)					72.350	63.665	36.000

## TELEGRAPH AND TELEPHONES

(Million Rupees)

Sl. No.	Name, Location and status of the scheme	Total Cost	Foreign Aid	Estimated Expenditure upto June 1989	Revised Estimates for 1989-90	Allocation for 1990-91	
						Total PSDP	Foreign Aid
1	2	3	4	5	6	7	8
VIII REQUIREMENT OF OTHER DEPARTMENTS/AGENCIES							
45.	Providing Telecommunication Infrastructure in Industrial Estate Chunian	67.900	28.000	0.000	0.500	0.481	0.000
46.	Providing Telecommunication Infrastructure in Industrial Estate Daska	4.750	1.900	0.000	0.500	0.606	0.000
47.	Providing Telecommunication Infrastructure in Industrial Estate Nooriabad under one window facility	21.760	10.200	0.000	1.000	2.434	1.000
48.	Provision Telecommunication Infrastructure in Industrial Estate Gaddon Amazai	5.940	2.280	0.000	0.500	4.329	0.510
49.	Provision Telecommunication Infrastructure in Industrial Estate	9.100	3.700	0.000	0.500	0.962	0.000
50.	Communication Infrastructure for new contonment at Panno Aqil	8.710	4.200	6.070	2.640	0.000	0.000
51.	Telecommunication Facilities in FATA	19.900	9.250	14.000	1.400	0.481	0.000
52.	Providing Telecommunication Infrastructure in Industrial Estate Larkana	8.460	3.440	0.000	0.500	0.818	0.000
Total (Other Departments/Agencies)					7.540	10.111	1.510
IX. TRAINING AND RESEARCH							
53.	Training facilities in Pakistan	148.870	57.750	5.690	5.000	29.726	15.886
54.	Expansion of telecom research facilities	4.490	3.650	0.000	0.490	3.848	2.057
55.	Provision of training facilities in Pakistan under UK Grant	4.970	4.820	0.000	0.970	3.848	2.057
56.	Provision of POM system for training facilities at TSC under Swedisih Grant	2.050	1.290	0.200	0.750	1.058	0.000
Total (Training & Research)					7.210	38.480	20.000
X. BUILDING AND QUARTERS							
57.	Construction of Residential Accommodation for General Managers in Karachi	3.600	0.000	0.000	1.000	2.501	0.000
58.	Construction of office building for SAOTR Islamabad	4.550	0.000	1.000	3.550	0.000	0.000
59.	Purchase of land for constn. Colony at Quetta	3.500	0.000	4.450	0.500	0.000	0.000

## TELEGRAPH AND TELEPHONES

(Million Rupees)							
Sl. No.	Name, Location and status of the scheme	Total Cost	Foreign Aid	Estimated Expenditure upto June 1989	Revised Estimates for 1989-90	Allocation for 1990-91	
						Total PSDP	Foreign Aid
1	2	3	4	5	6	7	8
60.	Construction of GM CTR Office Building at Race Course Road Lahore	4.500	0.000	2.500	2.000	0.000	0.000
61.	Construction of 16 Flats Cat-IV in KTR Karachi	3.520	0.000	2.970	0.550	0.000	0.000
62.	Extension of T&T Directorate General, Islamabad	23.600	0.000	0.300	0.500	21.934	0.000
63.	Construction of Sixteen Catg. IV and 16 CATG-V Staff at STR Karachi	4.150	0.000	2.950	1.200	0.000	0.000
64.	Construction of 12 Quarters in WTR at Quetta	3.890	0.000	2.750	1.140	0.000	0.000
65.	Purchase of land for Islamic States Telecommunication Union Building	4.500	0.000	0.000	0.500	3.848	0.000
66.	Construction of 3 qtrs. of Cat-I for Grade-20 and 4 Quarters of Cat-II for Grade-19 officers at Islamabad	4.860	0.000	3.920	0.940	0.000	0.000
67.	Improving strengthening Safeguarding and face lifeting of Central Telephone Exchange Building at Wood Station Karachi	2.790	0.000	0.380	2.410	0.000	0.000
68.	Construction of 10 Flats Catg-II type for the officers in Lahore	4.800	0.000	4.150	0.650	0.000	0.000
Total (Buildings & Quarters)					14.940	28.283	0.000
XI. REPLACEMENT/IMPROVEMENT WELFARE AMENITIES AND OTHER MISCELLENEOUS WORKS							
69.	Consultancy Services for proposing (i) A new orgaized & Financial Structure for Pak. Tele. Corp.(ii) for the establishment of Fundamental Plan. Sytm. Eng. Units.	47.220	43.860	0.000	25.000	21.376	18.860
70.	Replacement of old RFT Machines in Karachi	4.920	2.520	0.000	2.000	2.809	1.500
71.	Modernization of logisitic and Transport facilities for fast opening of NTC at Karachi	4.760	0.000	0.000	0.290	4.300	0.000
72.	Replacement of 75000 line of F-I equipments	529.000	247.500	27.800	20.000	152.131	78.443
73.	Replacement of old U/G cable in Pakistan	63.500	29.110	42.500	21.000	0.000	0.000
74.	Replacement of Jn. cable with PCM system/VF cable/Radio linking in Multi Exchange area	50.000	20.000	26.100	15.000	8.562	3.500

## TELEGRAPH AND TELEPHONES

(Million Rupees)

Sl. No.	Name, Location and status of the scheme	Total Cost	Foreign Aid	Estimated Expenditure upto June 1989	Revised Estimates for 1989-90	Allocation for 1990-91	
						Total PSDP	Foreign Aid
1	2	3	4	5	6	7	8
75.	Introduction of Data Communication Service Pocket Switch network in Pakistan	62.430	28.650	8.360	0.190	27.783	20.100
76.	Replacement of 9000 lines FI, equipment and AC Plant of LH. Central I&II and Trunk Exchanges	62.300	28.370	43.900	8.590	9.437	4.467
77.	Replacement of old un-serviceable local distribution N/W in Pakistan	66.700	33.200	34.400	5.000	21.453	10.000
78.	Providing Telecomm. facilities in industrial Estate Hattar under one window facility	5.940	2.280	0.000	1.000	4.752	1.280
79.	Provision of Multipurpose Mini computer for Peshawar	2.100	0.000	0.000	2.100	0.000	0.000
80.	Provision of Welfare amenities for the staff of telegraph Workshop, Kottri	2.600	0.000	0.000	1.600	0.962	0.000
81.	Computerized directory Assistance System for KTR Karachi	9.000	5.450	0.000	0.500	3.367	2.500
82.	Purchase of 35 personal computer for principle & group officers of T&F Department	4.240	0.000	3.900	0.340	0.000	0.000
83.	Modernization of Maritime Communication system in Pakistan	4.980	3.030	0.000	0.400	4.406	2.630
84.	Providing Engine alternator in Telephone exchange in Pakistan	10.000	0.000	3.150	0.550	3.175	0.000
85.	Security arrangements for key point installations in Pakistan	3.680	0.000	0.120	1.840	1.655	0.000
86.	Consultancy charges for KFW Programme	7.600	5.970	0.900	4.700	1.924	1.270
87.	Replacement of 100 old TPs machines	4.770	2.250	4.140	0.630	0.000	0.000
88.	Modernization of Telephone enquiry systems	4.100	0.000	0.300	1.100	2.597	0.000
89.	Provision of High speed Printers/UPs Terminal (CRTs) for T&F Computer Centre	4.800	0.000	0.000	2.800	1.924	0.000
90.	Replacement of 227 F-36 Outlived Trunk position in Pakistan	12.500	4.770	4.040	6.410	1.972	0.000
91.	Provision for Clearance of Liabilities of schemes already completed/delted from ADP	0.000	0.000	0.000	50.000	0.000	0.000

## TELEGRAPH AND TELEPHONES

(Million Rupees)

Sl. No.	Name, Location and status of the scheme	Total Cost	Foreign Aid	Estimated Expenditure upto June 1989	Revised Estimates for 1989-90	Allocation for 1990-91	
						Total PSDP	Foreign Aid
1	2	3	4	5	6	7	8
92.	Replacement of existing cars of capacity more than 1000 CC in Tele Department by Suzuki Cars 800 CC in compliance with directive of P.M. of Pakistan	3.660	0.000	2.000	1.660	0.000	0.000
93.	Replacement of existing cars of capacity more than 1000 CC in the Department by Suzuki Cars 800 CC in compliance with directive of P.M. of Pakistan	4.940	0.000	2.850	3.000	1.722	0.000
94.	Replacement of three faulty EPABXs in Lahore	3.400	1.700	0.000	3.400	0.000	0.000
95.	Telecommunication services for the P.M. at Karachi/Larakana-Rawalpindi and other Provincial Capitals	0.700	0.300	0.000	0.360	0.327	0.000
96.	Replacement old and unservicable telephone instrument battery sets A/C plant, TPs vehicles and other A&P Assets in T&T Department	163.560	52.880	114.350	49.210	0.000	0.000
97.	Replacement of old open Wire carrier system in Pakistan	16.500	9.510	2.560	1.500	11.967	5.450
98.	Provision of Transport and Office Accommodation for the Consultantss of Fundamental Planning Unit and System Engg. Unit	2.140	0.000	0.000	2.140	0.000	0.000
Total (Welfare Amenities & Other Works)					232.310	288.600	150.000
XII. NEW SCHEMES							
99.	Provision of Computerized Directory in Major Cities/Towns of Pakistan.	50.000	30.000	0.000	0.000	4.810	0.000
100.	Establishment of Maintenance control centres in Major Cities/Towns of Pakistan.	50.000	30.000	0.000	0.000	1.924	0.000
101.	Outstanding Bills of US Dollars of 144-4087 comsat World System Washington D.C.	3.780	2.600	0.000	3.780	0.000	0.000
102.	Strengthening of Research Facilities in modern Telecommunication Fields.	150.000	100.000	0.000	0.000	0.962	0.000
103.	Expansion of Satellite Earth Station at Karachi and Islamabad.	120.000	0.000	0.000	0.000	0.962	0.000
104.	Expansion of existing NWD Exchange & creation of 10 new PTDCs	130.000	70.000	0.000	0.000	0.962	0.000
105.	Provision of Optic Fibre links between Digital Transist Exchanges of Multi-Exchange area.	407.110	148.530	0.000	0.000	0.962	0.000
106.	Establishment of Sukkur-shikarpur-Quetta Optic Fibre Link.	253.660	112.170	0.000	0.000	0.962	0.000

## TELEGRAPH AND TELEPHONES

(Million Rupees)							
Sl. No.	Name, Location and status of the scheme	Total Cost	Foreign Aid	Estimated Expenditure upto June 1989	Revised Estimates for 1989-90	Allocation for 1990-91	
						Total PSDP	Foreign Aid
1	2	3	4	5	6	7	8
107.	Establishment of Optics Fibres between RP & PE.	160.430	80.000	0.000	0.000	0.962	0.000
108.	Expansion of KR & IBA Gateway Exchanges	200.000	120.000	0.000	0.000	4.810	0.000
109.	Provision of Optic Fibre Links on subsidiary routes	40.000	25.000	0.000	0.000	0.962	0.000
110.	Providing MW, UHF Link on Subsidiary Routes	120.000	75.000	0.000	0.000	0.962	0.000
111.	Providing NWF facilities to 62 important towns & 121 Tehsil HQs during 7th Plan.	201.600	86.400	0.000	0.000	44.743	30.295
112.	Strengthening of Testing facilities at CTS, Karachi.	20.000	0.000	0.000	0.000	0.962	0.000
113.	Strengthening of Testing facilities in Modern Telecommunication fields.	150.000	100.000	0.000	0.000	0.962	0.000
Total (New Schemes)					3.780	65.907	30.295
114.	Minor Works	0.000	0.000	0.000	22.000	0.000	0.000
Total (Telegraph & Telephones)					3751.200	3799.900	2275.000

---


---

**PAKISTAN RAILWAYS**

---

---

(217-218)



## PAKISTAN RAILWAYS

(Million Rupees)

Sl. No.	Name, Location and status of the scheme	Total Cost	Foreign Aid	Estimated Expenditure upto June 1989	Revised Expenditure for 1989-90	Allocation for 1990-91	
						Total PSDF	Foreign Aid
1	2	3	4	5	6	7	8
1.	Feasibility Studies (7th Plan)	10.000	5.000	0.000	1.000	0.962	0.000
2.	Track Rehabilitation (6th Plan)	1230.000	289.740	1184.887	244.615	0.000	0.000
3.	Track Rehabilitation (7th Plan)	2500.000	760.000	10.042	302.288	264.550	129.000
4.	Bridges & Civil Engineering Works						
	(i) Improvement of Bridge (main Scheme) 6th Plan	65.000	0.500	41.287	5.000	9.620	0.000
	(ii) Other Bridge Works (6th Plan)	33.930	0.300	15.819	3.000	1.924	0.000
	(iii) Civil Engineering Works (6th Plan) Including Peshawar Division	118.834	1.611	43.404	3.000	1.924	0.000
	Total (Civil Engineering Works)				11.000	13.468	0.000
5.	Line Capacity Works/Terminal Facilities						
	(i) Other Line Capacity Works	57.950	16.000	44.400	2.000	4.810	0.000
	(ii) Jamshoro Sidings	16.950	1.000	13.500	2.258	0.000	0.000
	(iii) Dadu section, Makli siding	57.000	1.500	0.000	3.000	0.000	0.000
	(iv) Doubling of Khanewal-Multan Line	190.760	37.659	0.000	0.010	0.000	0.000
	Total (Line Capacity Works/Terminal)				7.268	4.810	0.000
6.	Telecommunication and Signalling						
	(i) Telecommunication and Signaling (Main Scheme) 5th Plan	829.519	427.434	810.303	0.500	0.481	0.000
	(ii) Other Telecommunications Works (6th Plan)	18.155	4.265	10.974	0.500	1.924	0.000
	(iii) Improved Signalling Works (Mian Scheme 6th Plan)	286.000	89.650	140.563	8.500	38.480	0.000
	(iv) Other Signalling Works (6th Plan)	19.421	6.848	9.544	0.500	3.367	0.000
	Total (Telecom & Signalling)				10.000	44.252	0.000


## PAKISTAN RAILWAYS

(Million Rupees)

Sl. No.	Name, Location and status of the scheme	Total Cost	Foreign Aid	Estimated Expenditure upto June 1989	Revised Expenditure for 1989-90	Allocation for 1990-91	
						Total PSDP	Foreign Aid
1	2	3	4	5	6	7	8
7.	Plants & Machinery for Sheds & Depots)						
	(i) Structural Works (6th Plan)	89.340	4.510	60.680	0.500	0.481	0.000
	(ii) Plants & Machinery (6th Plan)	15.740	6.300	8.776	1.000	0.481	0.000
	Total (Plants & Machinery)				1.500	0.962	0.000
8.	Locomotive Factory (6th Plan)	1994.000	1237.200	412.092	216.000	423.280	323.000
9.	Electrification of Khanewal-Sammasata (via chord)	936.939	417.530	0.000	0.010	0.000	0.000
10.	Electrical Projects (6th Plan)	48.440	6.000	10.640	2.000	1.924	0.000
11.	Motive Power & Rolling Stock						
	a) Locomotives						
	(i) Rehab. of 42 Locos (5th Plan)	698.701	449.555	626.623	3.480	0.962	0.000
	(ii) Rehab. of 101 Locos (7th Plan)	2666.300	1632.910	0.000	0.010	0.000	0.000
	(iii) Recommissioning of 46 Locos	188.700	116.270	0.000	0.000	192.400	145.000
	(iv) a- Rehab. & Procurement of 250 T.M (6th Plan)	350.000	235.000	51.962	90.000	0.000	0.000
	b- Rehab. & Procurement of 660 T.M (7th Plan)	532.361	350.510	0.000	0.000	163.540	125.000
	(v) Indigenous Manufacture	56.850	46.530	0.230	0.010	0.000	0.000
	Total (Locomotives)				93.500	356.902	270.000
	b) Carriages						
	(i) Manufacture of Passenger Carriages (6th Plan)	743.000	245.000	326.520	140.240	149.110	20.000
	Total (Carriages)				140.240	149.110	20.000

## PAKISTAN RAILWAYS

(Million Rupees)							
Sl. No.	Name, Location and status of the scheme	Total Cost	Foreign Aid	Estimated Expenditure upto June 1989	Revised Expenditure for 1989-90	Allocation for 1990-91	
						Total PSDP	Foreign Aid
1	2	3	4	5	6	7	8
c) Wagons							
	(i) Fitment of Roller Bearings	770.000	462.000	0.000	0.010	67.340	61.000
	(ii) Spare for unit Exchange & Inventory.	720.000	480.000	0.000	0.010	120.250	96.000
	Total (Wagons)				0.020	187.590	157.000
	Total (Mot. Power & Roll. Stock)				233.760	693.602	447.000
12. 11th Railway Project							
	(i) Dry Port LHR (6th Plan)	149.000	47.600	102.200	1.000	0.000	0.000
	(ii) Modernization of Locomotive Maint. Facilities (6th Plan)	520.900	297.600	488.415	7.500	0.000	0.000
	Total (11th Project)				8.500	0.000	0.000
13. Managment Information System							
		330.000	188.000	0.000	0.010	4.810	3.000
	Total (Pakistan Railways)				1037.951	1452.620	902.000



---


---

**F. PUBLIC CORPORATIONS  
(Outside Budget)**

---

---

(223--224)



FEDERAL CORPORATIONS DEVELOPMENT PROGRAMME (CDF)  
(OUTSIDE BUDGET)

(Million Rupees)

Sl. No.	Sector/Programme	Total Allocation for 1990-91	Self Financing	Bank Credit	Local Equity	Foreign Aid Equity
1	2	3	4	5	6	7
I. Industry		3639	1248	392	87	1912
	i) SEC	112	0	112	0	0
	ii) NFC	543	161	0	0	382
	iii) SCCP	1446	756	0	0	690
	iv) FCCL	520	57	0	37	426
	v) PACO	858	150	258	50	400
	iv) Bhutto Display House	118	118	0	0	0
	vii) Peoples Steel Mill	42	6	22	0	14
II. Minerals		562	0	301	0	261
	i) Saindik Project	562	0	301	0	261
III. Fuels		4995	2558	805	274	1358
	i) NRL	124	0	64	4	56
	ii) SNGPL	2962	1480	500	270	712
	iii) SSGP	512	248	126	0	138
	iv) PSO	295	110	115	0	70
	v) PARCO	1102	720	0	0	382
IV. Power		4014	3100	56	0	858
	i) PMDC (Lakhra Coal)	202	146	56	0	0
	ii) KESC	3812	2954	0	0	858
V. Transport and Comm.		2790	1264	526	0	1000
	i) PNSC	790	264	526	0	0
	ii) CAA	2000	1000	0	0	1000
Total ( Out-Side PSDP)		16000	8170	2080	361	5389

