

**GOVERNMENT OF PAKISTAN  
PLANNING COMMISSION**  
(Programming Section)




**FEDERAL GOVERNMENT  
PUBLIC SECTOR DEVELOPMENT  
PROGRAMME  
1989-90**

*June, 1989*

## MINERALS

							(Million Rupees)	
Sl. No.	Name, Location and status of the Scheme	Total Cost	F. Aid	Estimated Expenditure upto June 1988	Revised Expenditure for 1988-89	Allocation for 1989-90		
						Total PSDP	Foreign Aid	
1	2	3	4	5	6	7	8	
<b>A. MINISTRY OF PETROLEUM AND NATURAL RESOURCES</b>								
<b>I. GEOLOGICAL SURVEY OF PAKISTAN</b>								
1.	Construction of Laboratories at Karachi (1986-88)	9.400	0.000	2.100	4.620	2.651	0.000	
2.	Construction of Laboratories Buildings at Lahore (1986-88)	9.400	0.000	0.850	0.894	3.000	0.000	
Total (GSP)					5.514	5.651	0.000	
<b>II. RESOURCE DEVELOPMENT CORPORATION</b>								
3.	Saindak Integrated Mineral Project, District Chagai, Baluchistan	4307.000	2173.933	11.843	0.000	262.000	100.000	
Total (RDC)					0.000	262.000	100.000	
Total (Pet. & N.R.Division)					5.514	267.651	100.000	
<b>B. KA &amp; NA DIVISION</b>								
(i)	A.K	0.000	0.000	0.000	12.784	14.230	0.000	
Total (KA & NA DIV.)					12.784	14.230	0.000	
<b>C. S &amp; FR DIVISION</b>								
(i)	FATA/DC	0.000	0.000	0.000	14.236	12.784	0.000	
Total (S & FR Div.)					14.236	12.784	0.000	
Total (Minerals)					32.534	294.665	100.000	



---


---

**C. INFRASTRUCTURE SECTORS**

---

---

(31-32)



---


---

**WATER**

---

---


**(33-34)**



WATER  
(Summary)

(Million Rs.)

Sl. No.	Sub-sector	Total PSDP	Foreign Aid
1	2	3	4
1.	Water Development Schemes	326.000	198.000
2.	SCARPS	1782.000	400.000
3.	Investigations	105.000	22.000
4.	IBP/Tarbela	150.000	58.400
5.	Command Water Management	111.000	111.000
6.	Canal Rehabilitation Programme	222.000	222.000
7.	Flood Protection Programme	130.000	40.000
8.	On-Farm Water Management	200.556	198.556
9.	Tubewell Subsidy	8.000	0.000
10.	Meteorological Department	4.295	2.600
11.	Survey of Pakistan	3.200	0.000
12.	Special areas	111.981	0.000
		3154.032	1252.556



## WATER

(Million Rupees)

Sl. No.	Name, Location and status of the Scheme	Total Cost	F. Aid	Estimated Expenditure upto June 1988	Revised Expenditure for 1988-89	Allocation for 1989-90	
						Total PSDP	Foreign Aid
1	2	3	4	5	6	7	8
<b>A. MINISTRY OF WATER &amp; POWER</b>							
<b>I. WAPDA</b>							
<b>(a) Surface Development Schemes</b>							
<b>On-going Schemes</b>							
1.	Pat Feeder Canal Rehabilitation and Improvement	3066.720	1448.456	0.000	0.000	109.000	75.000
2.	Chashma Right Bank Canal Project Stage-II	548.928	89.179	316.000	160.126	216.900	123.000
3.	Central Material Testing Laboratory	0.000	0.000	0.000	0.000	0.100	0.000
<b>Total (W/Dev schemes)</b>					<b>160.126</b>	<b>326.000</b>	<b>198.000</b>
<b>(b) Accelerated Programme (SCARPS)</b>							
<b>(i) Punjab</b>							
				1984.151	698.000	767.000	177.000
<b>(ii) Sind</b>							
				2168.176	689.100	767.000	200.100
<b>(iii) N.W.F.P</b>							
				954.570	226.700	248.000	22.900
<b>Total(SCARPS)</b>					<b>1613.800</b>	<b>1782.000</b>	<b>400.000</b>
<b>(c) Investigations</b>							
				413.730	105.512	105.000	22.000
<b>Total (WAPDA)</b>					<b>1879.438</b>	<b>2213.000</b>	<b>620.000</b>
<b>II. IBP/TARBELA</b>							
4.	Tarbela Watershed Management	412.088	0.000	73.225	21.256	25.000	0.000
5.	Mangla Watershed Management	0.000	0.000	0.000	4.556	7.500	0.000
6.	Tarbela Re-settlement	285.148	0.000	138.525	6.500	12.000	0.000
7.	Maintenance of Links and Barrages	0.000	0.000	197.396	12.828	19.000	0.000
8.	Reservoir Maintenance Facilities	548.600	0.000	387.305	88.700	55.000	40.000
9.	Anti-waterlogging measures	172.252	0.000	134.934	12.860	2.500	0.000
10.	Tarbela Additional/Remedial and Future Works	0.000	0.000	0.000	0.000	29.000	18.400
<b>Total (IBP/Tarbela)</b>					<b>146.700</b>	<b>150.000</b>	<b>58.400</b>
<b>III. Command Water Management</b>							
		N.A.	N.A.	44.000	111.200	111.000	111.000
<b>IV. Canal Rehabilitation</b>							
		N.A.	N.A.	64.812	221.700	222.000	222.000
<b>V. Flood Control Programme</b>							
		N.A.	N.A.	N.A.	136.400	130.000	40.000
<b>Total (M/O Water &amp; Power)</b>					<b>2495.438</b>	<b>2826.000</b>	<b>1051.400</b>


## WATER

(Million Rupees)

Sl. No.	Name, Location and status of the Scheme	Total Cost	F. Aid	Estimated Expenditure upto June 1988	Revised Expenditure for 1988-89	Allocation for 1989-90	
						Total PSDP	Foreign Aid
1	2	3	4	5	6	7	8
<b>B. FOOD AND AGRICULTURE DIVISION</b>							
On-Farm Water Management							
11.	On-Farm Water Management Project Phase-II (Strengthening of Water Management Cell IDA Assisted)	60.060	25.540	41.069	141.831	136.556	134.556
12.	ADB Assisted On-Farm Water Management Project Phase-II	513.000	6.181	7.418	56.294	64.000	64.000
13.	Strengthening of On-Farm Water Management Project Activities Phase-II (Education and Training Component) USAID and World Bank Assisted	53.105	33.628	35.000	12.342	0.000	0.000
14.	Pilot High Efficiency Irrigation Project (Sprinkle/Trickle) at Hazro (Italian Grant)	180.000	153.000	0.100	85.000	0.000	0.000
15.	Feasibility Study for OFWM-III (UNDP Country Programme)	9.450	8.000	0.100	4.536	0.000	0.000
Tubewell Subsidy							
16.	Diesel tubewell Subsidy	0.000	0.000	20.000	7.990	8.000	0.000
Total (F. & Agri. Division)					307.993	208.556	198.556
<b>C. AVIATION DIVISION</b>							
Pakistan Meteorological Department							
17.	Construction of Residential accommodation at Geophysical centre Quetta	3.287	0.000	3.223	0.040	0.050	0.000
18.	Construction of boundary wall around Met. complex University Road Karachi	2.300	0.000	1.787	0.100	0.000	0.000
19.	Institute of Meteorology and Geophysics, Karachi	6.550	0.000	5.556	0.400	0.500	0.000
20.	Data Processing Centre, Karachi	7.880	6.019	1.965	0.875	1.600	1.500
21.	Establishment of National Agromet Centre at Islamabad.	6.034	5.143	3.055	1.100	1.200	1.100
22.	Establishment of Regional Agromet Centre at Islamabad.	0.734	0.000	0.000	0.200	0.200	0.000
23.	Regional Agromet Centre, Faisalabad	0.734	0.000	0.615	0.014	0.000	0.000
24.	Regional Agromet Centre Quetta	0.734	0.000	0.782	0.010	0.510	0.000
25.	Regional Agromet Centre, Tandojam	0.734	0.000	0.615	0.100	0.110	0.000
26.	Construction of Approach Road at Seismic Observatory Saidpur, Islamabad	0.497	0.000	0.000	0.697	0.075	0.000
27.	Re-location of Nilore Observatory to Saidpur.	4.148	0.000	3.538	0.010	0.000	0.000

## WATER

Sl. No.	Name, Location and status of the Scheme	Total Cost	F. Aid	Estimated Expenditure upto June 1988	Revised Expenditure for 1988-89	Allocation for 1989-90	
						Total PSDP	Foreign Aid
1	2	3	4	5	6	7	8
28.	Establishment of Weather Surveillance Radar at Islamabad	13.900	4.085	0.700	0.100	0.000	0.000
29.	Seismic observatory at Khuzdar.	2.050	0.240	1.766	0.100	0.050	0.000
Total (Pakistan Met. Deptt.)					3.746	4.295	2.600
<b>D. DEFENCE DIVISION</b>							
Survey of Pakistan							
30.	Construction of Mosque at SOP, Rawalpindi	N.A.	N.A.	0.000	0.000	0.001	0.000
31.	Construction of First Floor of MRIO Building, SOP, Rawalpindi	N.A.	N.A.	0.000	0.000	0.001	0.000
32.	Construction of D.S.C.O building, Survey of Pakistan Karachi	4.900	0.000	0.722	1.000	0.600	0.000
33.	Construction of compound wall of Survey of Pakistan Islamabad	1.194	0.000	0.000	0.013	0.100	0.000
34.	Construction of bachelor hostel in Survey of Pakistan Quetta	3.406	0.000	1.064	2.000	0.200	0.000
35.	Construction of 1st Floor on the existing building of L.P.O. Survey of Pakistan, Rawalpindi.	0.000	0.000	0.000	0.000	0.100	0.000
36.	Construction of Additional Space for Machine Hall of LPO Building, SOP, Rawalpindi	0.466	0.000	0.000	0.000	0.400	0.000
37.	Construction of 11 No. Houses, Category VI in Survey of Pakistan, Murree.	0.000	0.000	0.000	0.000	0.617	0.000
38.	Construction of Guard Reception Room and Incinerator in Survey of Pakistan, Quetta.	0.000	0.000	0.000	0.000	0.100	0.000
39.	Installation of Tube-well in Survey of Pakistan Residential Colony, Quetta.	0.930	0.000	0.000	0.000	0.830	0.000
40.	Construction of 1st Floor of Hostel Building in Survey Training Institute, Islamabad	3.042	0.000	0.000	0.000	0.251	0.000
Total (Survey of Pakistan)					3.013	3.200	0.000
<b>E. KA &amp; NA DIVISION</b>							
	(i) Azad Kashmir	0.000	0.000	0.000	15.818	15.810	0.000
	(ii) Northern Areas	0.000	0.000	0.000	12.733	12.730	0.000
Total (KA & NA Div)					28.551	28.540	0.000
<b>F. S &amp; FR DIVISION</b>							
	(i) FATA-DC	0.000	0.000	0.000	74.041	83.441	0.000
Total (S & FR Div)					74.041	83.441	0.000
Total (Water)					2912.782	3154.032	1252.556



---


---

**POWER**

---

---


**(41-42)**



POWER  
(Summary)

(Million Rs.)

Sl. No.	Sub-sector	Total PSDP	Foreign Aid
1	2	3	4
1.	WAPDA (Power)	15,840.000	7,775.200
	(a) Generation	9,113.072	4,445.880
	(b) Transmission & STG	5,114.928	2,777.320
	(c) Distribution	612.000	220.000
	(d) Village Electrification	1,000.000	332.000
2.	Small Hydel Schemes	20.000	10.000
3.	P.A.E.C.	98.000	0.000
4.	Other Programme	0.500	0.000
5.	Special Areas	366.720	0.000
	<b>Total (Power)</b>	<b>16,325.220</b>	<b>7,785.200</b>



## POWER

Sl. No.	Name, Location and status of the Scheme	Total Cost	F. Aid	Estimated Expenditure upto June 1988	Revised Expenditure for 1988-89	Allocation for 1989-90	
						Total PSDP	Foreign Aid
1	2	3	4	5	6	7	8
I. WAPDA							
(i)	Generation	0.000	0.000	15,474.139	8,325.576	9,113.072	4,445.880
(ii)	Transmission			14,058.700	2,890.000	5,114.928	2,777.320
(iii)	Distribution & Village Electrification			207.200	1,985.900	1,612.000	552.000
Total (WAPDA)					13,201.476	15,840.000	7,775.200
II. MINISTRY (MAIN)							
Small Hydel Projects							
On-going Schemes							
1.	Installation of Small Hydel stations in NWFP, NA & AK - construction of Kachura Phase-II	0.000	0.000	0.000	2.000	0.000	0.000
2.	CTZ Assistance Development of Mini / Small Hydel Power Resource for Rural Electrification of Remote Mountainous Areas of NWFP.	40.750	30.750	4.957	7.594	14.000	10.000
3.	Construction of Hydel Power Schemes at Ashura District Swat.	21.220	0.000	8.106	4.975	3.000	0.000
4.	Construction of Hydel Power Schemes at Upper Thal District Dir.	20.140	0.000	6.863	7.559	3.000	0.000
Total (SHYDO)					22.128	20.000	10.000
Total (M/o Water & Power)					13,223.604	15,860.000	7,785.200
B. PRIME MINISTER SECRETARIAT							
Pakistan Atomic Energy Commission							
(On-going Schemes)							
5.	Chashma Nuclear Power Project 900 MW	16,818.000	9,965.000	479.042	23.824	28.000	0.000
6.	Fuel Re-Processing Plant(Classified)	0.000	0.000	0.000	0.500	5.000	0.000
7.	Nuclear Minerals Survey Lahore Phase-III	316.547	75.047	224.653	22.500	22.000	0.000
8.	Detailed Exploration of Uranium in D.G.Khan Phase-IV	75.484	14.957	29.836	20.000	18.800	0.000
9.	Residential Colony for NIAB Faisalabad	29.260	0.000	30.178	1.000	0.500	0.000
10.	Nuclear Medical Centre (CENAR) Quetta	41.259	13.934	37.993	2.420	1.500	0.000
11.	National Institute for Bio-Tech and Genetic Engg. Faisalabad.	192.598	39.000	16.275	14.000	16.000	0.000


## POWER

						(Million Rupees)		
Sl. No.	Name, Location and status of the Scheme	Total Cost	F. Aid	Estimated Expenditure upto June 1988	Revised Expenditure for 1988-89	Allocation for 1989-90		
						Total PSDP	Foreign Aid	
1	2	3	4	5	6	7	8	
12.	Residential Colony for Employees of PINSTECH	25.083	0.000	21.958	3.500	1.000	0.000	
13.	Construction of Scientific Store and Admin Block for PINSTECH	9.600	0.000	6.603	2.000	0.100	0.000	
14.	Construction of Girls School for PINSTECH Residential Colony	3.894	0.000	2.781	0.000	1.000	0.000	
15.	Provision of Additional Facilities and Essential Services at IRNUM Peshawar	2.756	0.000	0.000	0.200	0.100	0.000	
16.	Construction of Bioassay Laboratory at PINSTECH	3.269	0.300	1.788	0.000	0.500	0.000	
17.	Construction of Seed Storage Building Solvent Store Room and Net House at NIAB Faisalabad	1.972	0.000	0.963	0.200	0.500	0.000	
18.	Construction of Out Patient Block at ARMC Jamshoro	1.555	0.000	0.121	0.000	0.500	0.000	
19.	Construction of Laboratory Building at NIAB Faisalabad	3.843	0.000	2.782	0.320	0.300	0.000	
20.	Development of NIAB Experimental Farm NIAB Faisalabad	1.640	0.000	1.023	0.200	0.000	0.000	
21.	Provision of Additional Essential Facilities at IRNUM Peshawar	2.754	0.000	0.000	0.200	0.100	0.000	
22.	Construction of Hostel for Providing Accommodation to 50 Students of CNS PINSTECH Islamabad	4.000	0.000	1.496	2.000	0.100	0.000	
23.	Construction of Bio-Saline Research Laboratory at AARC Tandojam	3.914	0.000	3.418	1.000	0.500	0.000	
24.	Construction of Animal House Services Building and Director Residence	3.127	0.000	2.526	0.200	0.100	0.000	
Total (On-going)						94.064	96.600	0.000
New Schemes								
25.	Const of Cafeteria for Staff at PINSTECH	3.614	0.000	0.000	0.000	1.000	0.000	
26.	Construction of Out Door Patient Block at AEMC, Jamshoro.	1.556	0.000	0.121	0.000	0.400	0.000	
Total (New Schemes)						0.000	1.400	0.000
Total (P. M. Sectt.)						94.064	98.000	0.600

## POWER

(Million Rupees)

Sl. No.	Name, Location and status of the Scheme	Total Cost	F. Aid	Estimated Expenditure upto June 1988	Revised Expenditure for 1988-89	Allocation for 1989-90	
						Total PSDP	Foreign Aid
1	2	3	4	5	6	7	8
<b>C. MINISTRY OF INTERIOR</b>							
27.	Electrification of Villages	9.928	0.000	0.000	9.050	0.500	0.000
Total (M/O Interior)					9.050	0.500	0.000
<b>D. KA &amp; NA DIVISION</b>							
	(i) Azad Kashmir	0.000	0.000	0.000	166.084	166.050	0.000
	(ii) Northern Areas	0.000	0.000	0.000	93.376	113.370	0.000
Total (KA & NA Div.)					259.460	279.420	0.000
<b>E. S &amp; FR DIVISION</b>							
	(i) FATA	0.000	0.000	0.000	87.293	87.300	0.000
Total (S & FR Div. )					87.293	87.300	0.000
Total (Power)					13,673.471	16,325.220	7,785.200



---


---

**FUELS**

---

---


(49-50)



FUELS  
(Summary)

(Million Rs.)

Sl. No.	Sub-sector	Total PSDP	Foreign Aid
1	2	3	4
1.	Oil & Gas Development Corporation	1,863.830	1,025.430
2.	D.G.Petroleum Concession	452.033	9.200
3.	HDIP	7.419	0.000
4.	DG NRER	1.500	0.000
5.	PMDC	4.000	0.000
6.	Gas Operations	79.620	0.000
7.	GSP	25.000	15.000
8.	ENERPLAN/ENERCON/Household Energy Survey	59.100	45.600
Total (Fuels)		2,492.502	1,095.230



## FUELS

(Million Rupees)


Sl. No.	Name, Location and status of the Scheme	Total Cost	F. Aid	Estimated Expenditure upto June 1988	Revised Expenditure for 1988-89	Allocation for 1989-90	
						Total PSDP	Foreign Aid
1	2	3	4	5	6	7	8
I. OGDC							
1.	Development of Oil and Gas Resources	0.000	0.000	524.700	706.227	1863.830	1025.430
Total (OGDC)					706.227	1863.830	1025.430
II. D.G. PETROLEUM CONCESSION							
2.	Union Texas of Pakistan Inc. GOP's share 40%	0.000	0.000	359.000	528.000	340.000	0.000
3.	Occidental of Pakistan Inc.	0.000	0.000	114.000	107.000	46.000	0.000
4.	Pak-Hunt Petroleum Project GOP's share 12.5%	0.000	0.000	0.003	2.431	29.423	0.000
5.	PPL-GOP-OGDC Joint Venture GOP's share 11%	0.000	0.000	30.000	55.000	25.000	0.000
6.	Promotion of Petroleum Exploration in Pakistan.	25.230	20.770	0.000	13.617	11.610	9.200
7.	Economic Study for Pricing and Exploration.	0.000	0.000	0.500	0.500	0.000	0.000
8.	Payment to District Councils.	0.000	0.000	1.200	1.200	0.000	0.000
Total (Petroleum Concessions)					705.748	452.033	9.200
III. HDIP							
On-going Schemes							
9.	Review of Petroleum Exploration and Evaluation of Dimentary Basins of Pakistan, Islamabad.	9.844	5.044	7.415	0.957	1.472	0.000
10.	Pilot Plant Station for Process Development and Training Karachi.	9.987	0.000	6.352	0.844	2.791	0.000
11.	Construction of Laboratory Building for PTC Quetta.	2.100	0.000	1.911	0.144	0.045	0.000
12.	Promotion of use of CNG Automobiles, Lahore.	7.500	5.000	5.871	0.442	2.000	0.000
13.	HDIP Laboratory Building Complex, Islamabad.	9.771	0.000	7.312	2.075	0.384	0.000
14.	Petroleum Testing Centre, Multan.	1.465	0.000	0.586	0.742	0.137	0.000
15.	HDIP Analytical and Research Laboratory, Islamabad.	3.300	0.000	0.435	1.334	0.000	0.000
16.	HDIP-BGR Technical Cooperation Project, Islamabad.	8.500	6.500	6.935	0.422	0.419	0.000

## FUELS

Sl. No.	Name, Location and status of the Scheme	Total Cost	F. Aid	Estimated Expenditure upto June 1988	Revised Expenditure for 1988-89	Allocation for 1989-90	
						Total PSDP	Foreign Aid
1	2	3	4	5	6	7	8
17.	Construction of Building of HDIP Petroleum Training Centre, Peshawar.	3.594	0.000	2.499	0.924	0.171	0.000
Total (H.D.I.P)					7.884	7.419	0.000
IV. DG (NRER)							
18.	Renewable Energy Surveillance/Monitoring and conservation Project.	22.380	20.615	0.000	16.326	1.500	0.000
Total (D.G. NRER)					16.326	1.500	0.000
V. FMDC							
19.	Detailed Exploration of Northern Block of Lakhra Coal Field, Sind.	54.144	15.300	34.708	6.000	4.000	0.000
Total (FMDC)					6.000	4.000	0.000
IV. D.G. GAS.							
a. S.N.G.P.L							
20.	Supply of Gas to Abbottabad	213.243	38.838	12.000	138.000	27.000	0.000
21.	Supply of Gas to New Localities/ Towns in Pakistan	0.000	0.000	0.000	0.000	36.000	0.000
22.	Industrial State Under One Window Facility in Punjab/ NWFP.	94.130	0.000	0.000	10.941	0.000	0.000
Total (SNGPL)					148.941	63.000	0.000
b. SOUTHERN GAS COMPANIES LTD.							
23.	Quetta Natural Gas Distribution Phase-II	230.163	65.310	0.000	5.624	10.000	0.000
24.	Sui Field Villages Natural gas Distribution Project.	4.793	0.424	2.303	0.074	0.170	0.000
25.	Supply of Natural Gas to Mirpur Khas.	53.888	18.282	46.963	3.376	2.000	0.000
26.	Supply of Natural Gas to Sanghar.	39.890	14.709	14.000	16.880	2.000	0.000
27.	Dera Bugti Natural Gas Distribution Project	9.719	0.941	4.809	0.000	2.450	0.000
28.	Industrial Estate Under One Window Facility in Sind/ Baluchistan.	178.690	71.480	0.000	7.853	0.000	0.000
Total (SGTC)					33.807	16.620	0.000
Total (D.G.Gas)					182.748	79.620	0.000

## FUELS

							(Million Rupees)	
Sl. No.	Name, Location and status of the Scheme	Total Cost	F. Aid	Estimated Expenditure upto June 1988	Revised Expenditure for 1988-89	Allocation for 1989-90		
						Total PSDP	Foreign Aid	
1	2	3	4	5	6	7	8	
<b>V. GEOLOGICAL SURVEY OF PAKISTAN</b>								
29.	Energy Planning & Development Umbrella Project (Coal Resource Assessment; A GSP-USAID Collaborative Project).	248.670	217.280	88.987	25.810	20.000	15.000	
30.	Exploration & Evaluation of Sor Range-Deghari Coal Fields, Baluchistan, Pakistan (1987-91) (New approved Scheme)	31.365	0.000	0.000	4.600	5.000	0.000	
31.	Baluchistan Coal Resource Evaluation Study (GSP-Government of Baluchistan-Asian Development Bank Joint Project)(1988-90)	16.067	6.604	0.000	2.475	0.000	0.000	
Total (GSP)					32.885	25.000	15.000	
Total (M/O Pet. & Nat. Res.)					1657.818	2433.402	1049.630	
<b>B. PLANNING &amp; DEVELOPMENT DIVISION</b>								
32.	Energy Planning and Development Project, Islamabad (ENERPLAN).	134.461	84.560	137.808	50.481	23.000	18.000	
33.	National Energy Conservation Project, ENERCON Islamabad.	134.366	116.886	77.103	35.970	32.600	27.600	
34.	Household Energy Survey	56.800	48.900	0.000	0.000	3.500	0.000	
Total (Planning Div.)					86.451	59.100	45.600	
Total (Fuels)					1744.269	2492.502	1095.230	



---


---

**TRANSPORT AND COMMUNICATIONS**

---

---


(57-58)



TRANSPORT & COMMUNICATIONS  
(Summary)

(Million Rs.)

Sl. No.	Sub-sector	Total PSDP	Foreign Aid
1	2	3	4
1. Communications			
	(i) Telegraphs & Telephones	3,750.000	1,063.000
	(ii) Special Communications Organizations	12.600	0.000
	(iii) Other Communications	8.410	0.000
	(iv) Post Offices	72.969	0.000
2. Transport			
	(i) Ports & Shipping	469.533	230.000
	(ii) Roads, Bridges & Highways	1,162.734	212.000
	(iii) Railways	778.415	255.748
3.	Research	15.000	1.000
4.	Aviation		
	(i) Airport Security Force	16.000	0.000
	(ii) Pak. Met. Department	5.581	0.000
5.	Special Areas	600.670	0.000
Total (T & C)		6,891.912	1,761.748



## TRANSPORT AND COMMUNICATIONS

(Million Rupees)

Sl. No.	Name, Location and status of the Scheme	Total Cost	F. Aid	Estimated Expenditure upto June 1988	Revised Expenditure for 1988-89	Allocation for 1989-90	
						Total PSDP	Foreign Aid
1	2	3	4	5	6	7	8
<b>A. MINISTRY OF COMMUNICATIONS</b>							
<b>I. TELEGRAPH AND TELEPHONES</b>							
1.	Local Telephone system and Gateway Exchange	8,753.000	3,980.240	3,998.240	2,004.880	1,868.100	514.000
2.	Coaxial Cable System	528.500	265.590	7.830	51.000	319.350	119.000
3.	Trunk Exchanges and STD	862.470	352.280	274.980	280.080	159.050	0.000
4.	Long Distance Network (VFT/PCOs open wire lines and carrier system) other than carrier on coaxial	797.970	356.560	179.500	334.670	113.100	106.000
5.	Telegraph projects (Gentex Teleprinters Telex ECC)	1,000.120	498.530	120.110	60.710	130.450	90.000
6.	Microwave System	801.060	477.860	757.980	127.730	28.540	0.000
7.	VHF & Other Radio System	1,108.970	710.640	671.390	168.030	124.330	100.000
8.	Requirement of other department/Agency	28.610	13.450	9.900	15.070	3.640	0.000
9.	Training and Research	155.410	62.690	0.000	12.300	44.240	0.000
10.	Buildings and Quarters	90.390	0.000	30.910	30.650	18.550	0.000
11.	Replacement/ Improvement of Welfare Amenities and Other Misc. Works	1,192.780	498.480	207.771	329.900	274.360	134.000
12.	Minor Works	0.000	0.000	0.000	23.790	22.000	0.000
13.	Other New Schemes	818.360	85.670	0.000	0.000	644.290	0.000
Total (T&T)					3,438.810	3,750.000	1,063.000
<b>II. HQ SCO</b>							
14.	Expansion and improvement of Telecom facilities in AJ & K Project II/78-79	56.768	17.983	27.500	5.720	0.000	0.000
15.	Expansion and Improvement of Telecommunication facilities in N.As	54.530	15.220	15.691	2.780	3.700	0.000
16.	Expansion /Provision of carrier system/ telex services/ phonogramme in AJ & K Project	17.950	6.420	0.900	0.900	0.400	0.000
17.	Expansion/Improvement of local Telephone system trunk facilities for new exchanges and opening of new PCOs in N.A. Project	44.750	18.830	4.131	8.720	6.000	0.000
18.	Provision of VHF links between remote places in AJ & K Project	8.564	0.954	2.189	1.070	1.000	0.000

## TRANSPORT AND COMMUNICATIONS

(Million Rupees)

Sl. No.	Name, Location and status of the Scheme	Total Cost	F. Aid	Estimated Expenditure upto June 1988	Revised Expenditure for 1988-89	Allocation for 1989-90	
						Total PSDP	Foreign Aid
1	2	3	4	5	6	7	8
19.	Provision of VHF links between remote places in N.A.	4.376	0.476	0.800	0.530	1.000	0.000
20.	Expansion/Provision of carrier system/Telex Services phonogramme in N.As	4.800	1.756	0.010	0.180	0.500	0.000
21.	Expansion and Improvement of local telephone system trunk facilities AJ&K	58.900	23.750	14.030	10.684	0.000	0.000
Total (HQ.SCO)					30.584	12.600	0.000
III. OTHER TELECOMMUNICATIONS							
22.	Other Telecommunications	101.000	46.000	0.000	7.960	8.410	0.000
Total (Other Tele-com.)					7.960	8.410	0.000
IV. PAKISTAN POST OFFICES							
23.	208 Buildings and 224 Quarters for low-paid staff (on-going)	417.485	83.800	171.743	42.591	62.000	0.000
24.	Purchase of Vehicles for transportation of mails	28.000	0.000	8.125	8.775	0.000	0.000
25.	Mechanization of Postal Service	29.620	0.000	3.846	15.805	9.969	0.000
26.	Computerization (on-going)	5.000	0.000	0.000	4.000	1.000	0.000
Total (Pakistan Post Offices)					71.171	72.969	0.000
V. PORTS AND SHIPPING							
(a) P & S Wing							
27.	Port Qasim (Phase-I)	4,700.000	1,913.120	4,442.673	12.518	12.500	11.000
28.	Gawader Fish Harbour	795.000	270.000	25.606	37.000	400.000	218.112
29.	Light House at Ketty Bunder	6.950	0.000	0.765	1.928	1.091	0.000
30.	Procurement of dredger & Consultancy	407.000	301.000	6.646	1.700	0.010	0.888
31.	Inland water Transport study	0.000	0.000	0.000	0.000	0.632	0.000
32.	Oil Terminal Feasibility Study	0.000	0.000	0.000	0.000	7.300	0.000
Total (on-going)					53.146	421.533	230.000
(New schemes)							
33.	Construction of Jinnah Bridge (Phase-II)	200.000	400.000	0.000	0.000	1.000	0.000

## TRANSPORT AND COMMUNICATIONS

(Million Rupees)

Sl. No.	Name, Location and status of the Scheme	Total Cost	F. Aid	Estimated Expenditure upto June 1988	Revised Expenditure for 1988-89	Allocation for 1989-90	
						Total PSDP	Foreign Aid
1	2	3	4	5	6	7	8
34.	Construction of Temporary Oil Handling Facilities	40.000	20.000	0.000	0.000	47.000	0.000
Total (New)					0.000	48.000	0.000
Total (Ports & Shipping)					53.146	469.533	230.000

## VI. NATIONAL HIGHWAYS AND BRIDGES

## (a) PUNJAB

35.	Providing carpetted dual C/way mile 169/4-202/2 from COAS House Rawalpindi to Chablat including Chablat Bridge	241.692	0.000	228.013	15.844	2.165	0.000
36.	Construction of Talibwala Bridge	301.796	0.000	136.450	54.218	100.000	0.000
37.	Rehabilitation of Gujranwala-Lalamusa Section	90.000	0.000	43.411	22.000	20.000	0.000
38.	Rehabilitation of Sahiwal to Chichawatni Section	61.076	0.000	25.087	20.000	15.989	0.000
39.	Addl. Carriageway Lahore-Sahiwal (N-5)	1,157.000	0.000	0.000	34.953	5.000	0.000
Total (Major schemes)					147.015	143.154	0.000
Minor Schemes							
40.	Rehabilitation of NH mile 417-425, km 630.42 to 644.10 Distt. R.Y.Khan	14.458	0.000	3.750	5.708	5.000	0.000
41.	Rehabilitation/Improvement of NH mile 474/4 to 480/6, km 723.5 to 732.5 Distt. R.Y. Khan	8.093	0.000	4.914	3.159	3.000	0.000
42.	Providing overlay on N-5 mile 208-209 and 214 to 221 Distt. Attock	7.782	0.000	7.282	0.500	0.000	0.000
43.	Improvement of NH N-5 mile 604-643 from Multan to Pirowal Distt. Multan	9.602	0.000	9.372	0.230	0.000	0.000
44.	Reconstruction of Old damaged bridges and repairs of rain flood damages on N-5	5.000	0.000	4.470	0.530	0.000	0.000
45.	Realignment of NH N-5 in Km 1476 at Sohawa Distt. Jhelum	9.970	0.000	7.090	2.880	0.000	0.000
46.	Reconstruction of bridge on 10--R branch canal fall RD 9000 vehari Mor near Katcha Khoo	6.135	0.000	4.973	1.162	0.000	0.000
47.	Improvement of LMQ road from mile 3/2-7/o	8.800	0.000	4.000	4.800	0.000	0.000
48.	Const. of over head bridge in mile 94 of N-5 Gujrat Distt.	6.078	0.000	4.300	1.778	0.000	0.000

## TRANSPORT AND COMMUNICATIONS

(Million Rupees)

Sl. No.	Name, Location and status of the Scheme	Total Cost	F. Aid	Estimated Expenditure upto June 1988	Revised Expenditure for 1988-89	Allocation for 1989-90	
						Total PSDP	Foreign Aid
1	2	3	4	5	6	7	8
49.	Realignment of N-5 near Lahore (Lahore Bypass)	660.650	0.000	0.000	34.896	0.000	0.000
50.	Reconstruction of 2 old Arch Bridges Km 1477 in N-5 near Jhelum	18.330	0.000	11.627	1.787	4.916	0.000
51.	Improvement of NH N-5 mile 136 to 197/6 Distt. Rawalpindi	1.820	0.000	1.665	0.155	0.000	0.000
52.	Raising and Reconstruction of N-5 from km 898 to 899 Multan to Bahawalpur Section	2.861	0.000	0.000	2.861	0.000	0.000
53.	Rehabilitation of N-5 mile 485-486.92 R.Y. Khan Distt.	4.579	0.000	0.000	2.579	2.000	0.000
54.	Redecking of damaged bridge in mile 20/3 of N-5 Lahore to Gujranwala new C/Way	0.798	0.000	0.000	0.798	0.000	0.000
55.	Repairing of Kalabagh Bridge in Mile 217 on NH N-5.	1.398	0.000	0.463	0.000	1.116	0.000
IMPROVEMENT/REHABILITATION OF HIGHWAYS							
56.	Reconstruction of Damaged Bridges and C/W on N-5 between Km 1266-1279 Lahore-Kala shah Kaku	19.500	0.000	0.000	0.000	10.000	0.000
Total (Minor Schemes)					63.823	26.032	0.000
Total (Punjab)					210.838	169.186	0.000
(b) SIND							
57.	Special Repair Karachi-Hyderabad Supper Highway	261.755	0.000	242.500	19.255	0.000	0.000
58.	Kotri Bridge and Hyderabad bypass Project	433.534	0.000	253.798	75.000	86.407	0.000
59.	Moro Bypass Project	33.810	0.000	21.787	12.023	1.450	0.000
60.	Mirpur Mathelo Bypass	9.984	0.000	7.125	2.859	0.000	0.000
61.	Overhead bridge on railway crossing on N-65 near Sukkur	14.850	0.000	0.000	0.500	0.000	0.000
Total (Major schemes)					109.637	87.857	0.000
Minor projects							
62.	W/R mile 173/4-174/N-5	7.528	0.000	4.528	3.000	0.000	0.000
63.	W/R of mile 164/0 168/4 N-5	7.772	0.000	5.222	2.500	0.000	0.000
64.	W/R of Mile 45/2-48/0, Feasibility Study of N-65 and Mile 50/0-51/6 Sukkur Division	12.011	0.000	0.000	11.562	0.449	0.000
65.	Feasib. study & design of Sukkur bypass	4.500	0.000	1.900	2.600	0.000	0.000

## TRANSPORT AND COMMUNICATIONS

(Million Rupees)

Sl. No.	Name, Location and status of the Scheme	Total Cost	F. Aid	Estimated Expenditure upto June 1988	Revised Expenditure for 1988-89	Allocation for 1989-90	
						Total PSDP	Foreign Aid
1	2	3	4	5	6	7	8
66.	Reconditioning mile 354/0 355/0 and 360-361/0 N-5	3.205	0.000	0.000	3.205	0.000	0.000
67.	W/R mile 191/0-191/4-193/2-194/4 & 213/3-214/0 N-5	5.361	0.000	0.000	3.561	1.800	0.000
68.	W/R mile 38/0-39/0 N-6	2.684	0.000	0.000	2.684	0.000	0.000
IMPROVEMENT/REHABILITATION OF HIGHWAYS							
69.	Overhead Bridge on Railway Crossing near Shikarpur	6.400	0.000	0.000	0.000	1.500	0.000
70.	Over-head Bridge on N-5 near Ranipur (App)	5.000	0.000	0.000	0.000	5.000	0.000
71.	Rehabilitation of shoulder & Repair of Damaged Culverts from Jamshoro to Dadu (App)	14.900	0.000	0.000	0.000	8.000	0.000
Total (Minor Schemes)					29.112	16.749	0.000
Total (Sind)					138.749	104.606	0.000
(c) N.W.F.P							
72.	Construction of Additional Carriage Way between Nowshera and Peshawar	181.514	0.000	168.789	2.850	9.874	0.000
73.	Construction of D.I. Khan Darya Khan bridge	554.254	0.000	485.336	1.900	2.000	0.000
74.	Providing overlay between Nowshera Peshawar	53.264	0.000	48.613	4.650	0.000	0.000
75.	Construction and Improvement of D.I. Khan Dhanesar Road	72.263	0.000	26.977	0.000	10.000	0.000
76.	Construction of Amangarh Overhead bridge N-5	30.200	0.000	22.536	4.000	3.664	0.000
77.	Construction of 5 bridges on Peshawar-Charsadda Road	60.945	0.000	42.611	10.971	7.000	0.000
78.	Construction of Bridge over river Kurram between Bannu and Kohat	29.280	0.000	16.672	12.608	2.000	0.000
79.	Construction of Bridge over River Gambila between Bannu and D.I. Khan	39.930	0.000	22.500	16.430	1.000	0.000
80.	Construction and Improvement of KKH (N-35) Hasan Abdal-Abbottabad Road	116.500	0.000	0.000	1.000	30.000	0.000
Total (Major schemes)					54.409	65.538	0.000
Minor Schemes							
81.	Reconstruction of 21 Nos culverts from Jarikass to Qalanderabad N-35	4.209	0.000	2.906	0.183	1.120	0.000
82.	Kaghan Valley Road	400.000	0.000	0.000	1.000	0.000	0.000

## TRANSPORT AND COMMUNICATIONS

(Million Rupees)

Sl. No.	Name, Location and status of the Scheme	Total Cost	F. Aid	Estimated Expenditure upto June 1988	Revised Expenditure for 1988-89	Allocation for 1989-90	
						Total PSDP	Foreign Aid
1	2	3	4	5	6	7	8
83.	Providing protection works to bridges in mile 5 on Peshawar-Jamrud Road	2.050	0.000	0.000	2.050	0.000	0.000
84.	Rehabilitation of KKH (N-35) from Jarikas to Abbottabad	4.004	0.000	0.000	4.004	0.000	0.000
85.	Rehabilitation of KKH (N-35) from Abbottabad to Qalandarabad	4.566	0.000	0.000	4.566	0.000	0.000
IMPROVEMENT/REHABILITATION OF HIGHWAYS							
86.	Reconstruction of 5 Bridges between Peshawar-Nowshera (N-5)--Old Carriage-ways	9.400	0.000	0.000	0.000	9.400	0.000
Total (minor schemes)					11.803	10.520	0.000
Total (NWFP)					66.212	76.058	0.000
(d) BALUCHISTAN							
87.	Const. and Improvement of D.I.Khan - Kuchlak road, N-50, Km. 142-525-9	270.000	0.000	140.875	50.000	30.000	0.000
88.	Improvement of Nokkundi Taftan Road, N-40	253.339	0.000	54.700	4.000	35.000	0.000
89.	Construction of bridges box, culverts in Wad-Khuzdar-Kalat Section of N-25	24.000	0.000	20.520	1.406	2.000	0.000
90.	Widening / Raving of N-25, Hub Bela Saryab Road (Bela Khuzdar Section)	425.950	0.000	0.708	9.500	15.000	0.000
91.	Repair to Flood damages, N-65 (Quetta-Sibi) Section	89.680	0.000	76.206	13.474	1.000	0.000
92.	Construction of Sui-Dera Bugti Road	0.000	0.000	0.000	0.000	15.000	0.000
Total (Major schemes)					78.380	98.000	0.000
Minor Schemes							
93.	Special resurfacing patch work, N-40 Km 193-487	6.854	0.000	4.900	1.060	0.894	0.000
94.	W/R of N-25, between mile 294-389	4.973	0.000	4.460	0.513	0.000	0.000
95.	Widening / Reconditioned of N-25, Km 340-342	8.756	0.000	6.412	1.202	1.224	0.000
96.	Improvement of N-65(W&S) Km 153-186	8.262	0.000	7.100	1.102	0.060	0.000
97.	Provision of structure, Km 269/5-462 N-50	4.335	0.000	4.028	0.287	0.020	0.000
98.	Improvement / Strengthening of N-40 km 308-315-5 (Quetta-Nushki-Taftan Section) Including Structure.	11.209	0.000	8.878	0.812	1.519	0.000

## TRANSPORT AND COMMUNICATIONS

(Million Rupees)

Sl. No.	Name, Location and status of the Scheme	Total Cost	F. Aid	Estimated Expenditure upto June 1988	Revised Expenditure for 1988-89	Allocation for 1989-90	
						Total PSDP	Foreign Aid
1	2	3	4	5	6	7	8
99.	Improvement of N-40 Quetta- Naushki-Taftan Section Km 160-183 from Lakhpass	10.416	0.000	7.267	1.869	1.280	0.000
100.	Improvement of N-40 Quetta- Naushki Taftan Section Km 259-279 from Lakhpass	9.144	0.000	7.994	0.000	1.150	0.000
101.	Improvement of N-40 Quetta-Naushki Taftan Section, Km 290-311 from Lakpass	8.913	0.000	7.963	0.000	0.950	0.000
102.	PC-II, Lakhpass Tunnel	0.620	0.000	0.000	0.579	0.041	0.000
103.	Kishori Bridge N-25	3.026	0.000	1.871	1.900	0.132	0.000
104.	Improvement of N-40 Km 440-465	9.950	0.000	0.000	1.167	2.000	0.000
IMPROVEMENT/REHABILITATION OF HIGHWAYS							
105.	Construction/Re-construction of Damaged Structures, Repairs and re-decking culverts Kundi- Khuzdar Section Km 223 to Km 386	5.000	0.000	0.000	0.000	5.000	0.000
106.	Flood Damages Repair/Re-construction Work on Quetta- Zhob Road N-50	7.311	0.000	0.000	0.000	6.100	0.000
107.	Ormara-Pasni Road	0.000	0.000	0.000	0.000	10.000	0.000
Total (Minor schemes)					10.491	30.370	0.000
Total (Baluchistan)					88.871	128.370	0.000
(e) THP, NHB SCHEMES							
108.	Third Highway Project	1,251.269	86.000	1,033.882	6.650	10.000	0.000
109.	Fourth Highway Project	4,800.000	800.000	621.905	358.988	500.000	212.000
(a) PUNJAB						(300.000)	
(i) Gujranwala-Chenab Bridge		248.848				90.000	0.000
(ii) Chenab Bridge, Kharian		249.767				90.000	0.000
(iii) Mianchunnu-Sahiwal		473.000				20.000	0.000
(iv) Const. of 4 major Bridges between Gujranwala-Kharian.		120.000				100.000	0.000
(v) Rehabilitation of existing Carr-iageway Gujranwala-Kharian		200.000				0.000	0.000
(b) SIND						(200.000)	
(i) Karachi-Hyderabad (Phase-I)		360.211				95.000	0.000
(ii) Karachi-Hyderabad (Phase-II)		330.114				66.000	0.000
(iii) Hyderabad-Hala		198.135				39.000	0.000

## TRANSPORT AND COMMUNICATIONS

(Million Rupees)

Sl. No.	Name, Location and status of the Scheme	Total Cost	F. Aid	Estimated Expenditure upto June 1988	Revised Expenditure for 1988-89	Allocation for 1989-90	
						Total PSDP	Foreign Aid
1	2	3	4	5	6	7	8
110.	Feasibility Study of Addl C/Way N-5	22.977	0.000	20.621	2.356	0.000	0.000
111.	Feasibility study and Design of Indus Highway	34.454	0.000	27.842	2.118	4.494	0.000
112.	Feasibility Study of lowari Tunnel	14.615	0.000	8.286	4.750	4.196	0.000
113.	Lowari Tunnel Project	0.000	0.000	0.000	0.000	30.000	0.000
INDUS HIGHWAY							
114.	Improvement of Indus Highway N-55	5,500.000	0.000	0.000	59.740	100.000	0.000
115.	Feasibility Study for Bridge Over River Between Larkana and Khairpur.	1.000	0.000	0.000	0.000	1.000	0.000
116.	Traffic Count Programme	2.600	0.000	1.067	1.533	1.000	0.000
117.	Construction of NHB Office Building	13.472	0.000	5.000	4.311	4.161	0.000
118.	Feasibility Study of Kohat Tunnel	6.710	0.000	4.500	3.470	0.000	0.000
119.	Feasibility Study of Lahore Bypass and Additional C/Way Lahore-Sahiwal	8.046	0.000	1.200	6.800	0.000	0.000
Total (THP, NHB Schemes)					450.716	654.851	212.000
(f) NLC Roads							
120.	Kalabagh Shakardara Road	226.218	0.000	86.000	17.000	17.000	0.000
Total (NLC Roads)					17.000	17.000	0.000
(g) FWO Roads							
121.	Replacement of damaged portion of KKH at Gulkin Glacier (Revised)	11.203	0.000	2.000	3.078	0.000	0.000
122.	CMTC Development.	37.671	0.000	35.008	0.000	2.663	0.000
123.	Replacement of damaged bridge at KM 298 and 334 of KKH and Construction of new bridge at KM 105 Dassu	4.391	0.000	1.804	0.497	0.000	0.000
124.	Realignment of approach road and construction of bridge over Indus River at the Tatta Pani at KM 469 of KKH	39.175	0.000	0.000	2.235	0.000	0.000
125.	Minor Schemes on KKH	1.851	0.000	0.000	1.758	0.000	0.000
126.	Construction of Ghorl Mauseri Road	45.000	0.000	6.366	0.000	10.000	0.000
Total (FWO)					7.568	12.663	0.000
Total (Highways)					979.954	1,162.734	212.000
Total (M/O Communications)					4,581.625	5,476.246	1,505.000

## TRANSPORT AND COMMUNICATIONS

(Million Rupees)

Sl. No.	Name, Location and status of the Scheme	Total Cost	F. Aid	Estimated Expenditure upto June 1988	Revised Expenditure for 1988-89	Allocation for 1989-90	
						Total PSDP	Foreign Aid
1	2	3	4	5	6	7	8
<b>B. MINISTRY OF RAILWAYS</b>							
	(a) Pakistan Railways	0.000	0.000	6,828.187	537.474	778.415	255.748
	Total (M/O Railways)				537.474	778.415	255.748
<b>C. PLANNING AND DEVELOPMENT DIVISION</b>							
127.	National Transport Research Cell	173.000	8.600	20.418	13.522	15.000	1.000
	Total (Planning & Dev. Div)				13.522	15.000	1.000
<b>D. AVIATION DIVISION</b>							
	(a) Airport Security Force						
128.	Construction of Barrack for 128 Guards No.2 at Lahore	2.634	0.000	0.537	0.000	1.492	0.000
129.	Construction of Barrack for 128 Guards at Lahore	2.981	0.000	2.236	0.000	0.000	0.000
130.	Construction of Barrack for ASF Guards NO.1 at Karachi	3.492	0.000	3.159	0.000	0.233	0.000
131.	Construction of Hostel for Ladies members at Karachi	3.618	0.000	2.842	0.000	0.676	0.000
132.	Construction of barrack for 128 Guards NO.4 at Karachi	2.811	0.000	1.873	0.938	0.000	0.000
133.	Construction of Barracks for ASF Guards No.2&3 at Karachi	5.020	0.000	4.109	0.911	0.000	0.000
134.	Construction of Barrack for 128 Guards NO.5 at Karachi	2.884	0.000	1.315	0.000	0.628	0.000
135.	Essential Requirements for ASF at Karachi	3.141	0.000	0.800	2.341	0.000	0.000
136.	External services for ASF Camp, at Karachi	1.865	0.000	1.100	0.000	0.391	0.000
137.	Construction of Barrack for Guards NO.1 at Faisalabad	3.659	0.000	1.805	0.000	1.054	0.000
138.	Construction of Barrack for 128 ASF Guards No.1, Multan	3.916	0.000	2.311	1.380	0.000	0.000
139.	Cook House for Guards	2.518	0.000	0.000	0.000	1.018	0.000
140.	Hold Baggage screening Machine No.4	4.400	3.696	0.000	0.000	0.500	0.000
141.	Hand Baggage X-Ray Machine (20 Nos)	19.405	15.775	0.000	0.000	8.500	0.000
142.	Walk through gates metal detector (20 Nos)	2.760	2.238	0.000	0.000	0.600	0.000

## TRANSPORT AND COMMUNICATIONS


(Million Rupees)

Sl. No.	Name, Location and status of the Scheme	Total Cost	F. Aid	Estimated Expenditure upto June 1988	Revised Expenditure for 1988-89	Allocation for 1989-90	
						Total PSDP	Foreign Aid
1	2	3	4	5	6	7	8
143.	External Service for ASF Camp, Lahore	0.747	0.000	0.000	0.218	0.399	0.000
144.	External Service for ASF Camp, Faisalabad	0.659	0.000	0.000	0.275	0.384	0.000
145.	Construction of Barraks for 128 Guard No:1, Multan	3.916	0.000	2.380	0.100	0.125	0.000
Total (ASF)					6.163	16.000	0.000
(b) Pak. Metereological Department							
146.	Remote Recording Equipment at Karachi.	6.085	1.720	5.655	0.064	0.000	0.000
147.	Pilot Balloon Observatory Sialkot	1.278	0.000	0.810	0.070	0.070	0.000
148.	Construction of Observatory Building and residential accommodation at Murree	4.800	0.000	2.424	0.500	1.000	0.000
149.	Provision of Additional Met. Facilities and Northern Regions Astore/Bunji	13.522	2.800	10.813	0.600	0.300	0.000
150.	Construction of Quarters in Met. Colony Gilgit	0.376	0.000	0.400	0.010	0.000	0.000
151.	Rawin sonde observatory Lahore	5.021	2.150	0.000	1.000	1.649	0.000
152.	Construction of observatory Building at Garhi Dopatta	0.833	0.000	0.727	0.100	0.050	0.000
153.	Upgrading of Surface observatory at Muzaffarabad to Upper Wind observatory	1.953	0.105	0.403	0.100	0.200	0.000
154.	Establishment of Aeromet Station at Pasni Airport	1.609	0.500	0.794	0.077	0.040	0.000
155.	Establishment of Aeromet Station at Bannu Airport	2.443	0.500	0.408	0.440	0.476	0.000
156.	Construction of PBO-Cum-DMO Building at Skardu Airport	1.346	0.000	0.224	0.020	1.000	0.000
157.	Modernization Project Pakistan Meterological Department	54.611	42.728	0.684	0.208	0.200	0.000
158.	Upper Wind Observatory Hyderabad	1.700	0.065	0.378	0.063	0.300	0.000
159.	Aeroment Observatory at Turbat Airport	0.839	0.170	0.355	0.200	0.221	0.000
160.	Establishment of Model Observatory at Karachi	1.075	0.000	0.000	0.000	0.075	0.000
Total (Met. Deptt.)					3.452	5.581	0.000
Total (Aviation Div.)					9.615	21.581	0.000

## TRANSPORT AND COMMUNICATIONS

(Million Rupees)

Sl. No.	Name, Location and status of the Scheme	Total Cost	F. Aid	Estimated Expenditure upto June 1988	Revised Expenditure for 1988-89	Allocation for 1989-90	
						Total PSDP	Foreign Aid
1	2	3	4	5	6	7	8
E. KA & NA DIVISION							
	(i) Azad Kashmir	0.000	0.000	0.000	0.000	239.410	0.000
	(ii) Northern Areas	0.000	0.000	0.000	0.000	149.980	0.000
Total (KA & NA Div.)					0.000	389.390	0.000
F. S & FR DIVISION							
	(i) FATA	0.000	0.000	0.000	0.000	211.280	0.000
Total (S&FR Division)					0.000	211.280	0.000
Total (Transport & Comm.)					5,142.236	6,891.912	1,761.748



---

---

**PHYSICAL PLANNING & HOUSING**

---

---

(73-74)

+

+

+

+

+

+


+

+

PHYSICAL PLANNING & HOUSING  
(Summary)

(Million Rs.)

Sl. No.	Sub-sector	Total PSDP	Foreign Aid
1	2	3	4
1.	Capital Development Authority	261.260	0.000
2.	Government Offices and Buildings	33.095	0.000
3.	Government Servants' Housing	185.679	0.000
4.	Civil armed Forces	62.673	0.000
5.	Foreign Embassy Buildings	20.000	0.000
7.	Miscellaneous	24.259	0.000
8.	Special Areas	180.825	0.000
9.	FC/Levies/Thanas	20.500	0.000
Total (PP&H)		788.291	0.000



## PHYSICAL PLANNING AND HOUSING

							(Million Rupees)	
Sl. No.	Name, Location and status of the Scheme	Total Cost	F. Aid	Estimated Expenditure upto June 1988	Revised Expenditure for 1988-89	Allocation for 1989-90		
						Total PSDP	Foreign Aid	
1	2	3	4	5	6	7	8	
A. CABINET DIVISION								
I. C.D.A.								
1.	Aiwan-e-Sadar i/c Furnishing.	238.124	34.434	216.578	8.975	3.000	0.000	
2.	Presidential Estate Colony i/c Laying Services.	82.977	0.000	70.779	0.807	3.000	0.000	
3.	Office and Residential Accommodation for AGPR	69.316	0.000	34.708	1.210	1.100	0.000	
4.	Prime Minister's Sectt. Cabinet/ Establishment Blocks Phase-I & II	324.185	38.825	200.090	136.586	19.000	0.000	
5.	Construction of Mosque at Sectt. Complex	1.605	0.000	0.000	0.000	0.605	0.000	
6.	Miscellaneous Works	0.000	0.000	74.022	2.160	2.000	0.000	
7.	Water Supply from Khanpur Dam (Detailed Designing)	170.000	139.000	0.942	4.034	15.000	0.000	
8.	Bulk water supply (Phase III) 3rd Conduction Main.	742.515	294.371	0.000	0.000	15.000	0.000	
9.	Construction of Supreme Court Building	371.212	20.320	13.395	1.114	1.115	0.000	
10.	Prime Minister's House Complex	205.086	39.925	1.148	0.000	77.000	0.000	
11.	Construction of Federal Govt. Houses on Abandoned Plots.	62.703	0.000	0.000	0.000	1.500	0.000	
12.	Bulk Water Supply Phase-I.	56.577	4.420	0.000	0.000	0.850	0.000	
13.	Bulk Water Supply Phase-II. i/c Water Shed Management	643.443	36.895	831.968	28.240	16.000	0.000	
14.	Water Supply Distribution System Phase-I & II.	970.111	55.586	0.000	0.000	13.390	0.000	
15.	Sewerage system	72.265	7.600	63.352	0.807	1.000	0.000	
16.	Roof treatment of Government houses	36.696	0.000	22.294	2.420	2.500	0.000	
17.	Introduction and Development of Wildlife at Margalla Hills	2.700	0.000	0.397	0.242	0.200	0.000	
18.	Roads i/c Traffic Signals	276.691	5.212	133.580	0.000	25.000	0.000	
19.	I J P Roads	38.476	0.000	16.350	0.000	6.000	0.000	
20.	Islamabad/ Kashmir Highway	132.160	0.000	72.850	0.000	7.000	0.000	
21.	Carpetting of Khayban-e-soherwardy, Islamabad	24.410	0.000	11.500	0.000	5.000	0.000	
22.	Re-Carpetting of Kashmir Highway	51.589	0.000	10.000	0.000	8.000	0.000	
23.	Drainage System	38.000	1.410	26.756	0.807	3.000	0.000	
24.	Security Measures for Aiwan-e-Sadar	50.000	0.000	1.000	1.614	1.000	0.000	

## PHYSICAL PLANNING AND HOUSING

(Million Rupees)

Sl. No.	Name, Location and status of the Scheme	Total Cost	F. Aid	Estimated Expenditure upto June 1988	Revised Expenditure for 1988-89	Allocation for 1989-90	
						Total PSDP	Foreign Aid
1	2	3	4	5	6	7	8
25.	Provision of individual Gas Meter in Government Houses	43.155	0.000	1.000	4.034	5.000	0.000
26.	Beautification of Islamabad	50.000	0.000	0.962	2.534	2.000	0.000
27.	Improvement of Airport Link Road from Islamabad Highway to Airport.	40.106	0.000	0.000	0.000	15.000	0.000
28.	Improvement of A/C System, installation of lifts and Replacement of carpets in Sectt. Complex	72.908	23.957	0.000	0.000	10.000	0.000
29.	Improvement of Water Supply Scheme	48.033	0.000	0.000	1.614	2.000	0.000
Total (CDA)					197.198	261.260	0.000
II. DEPTT. OF COMMUNICATION SECURITY							
30.	Const. of Residential Accomodation for Officers of Communication Security	16.469	0.000	8.862	0.790	1.000	0.000
Total (Comm. Security)					0.790	1.000	0.000
Total (Cabinet Div.)					197.988	262.260	0.000
B. WORKS DIVISION							
I. Govt. Office Buildings							
(a) PWD							
31.	Construction of office of Director General Pakistan PWD, Islamabad	2.850	0.000	1.843	0.840	0.100	0.000
32.	Costruction of Add. Chief Engg. Office and Div. Offices, Pak PWD, Islamabad	8.263	0.000	9.552	0.000	0.100	0.000
33.	Construction of Junior Architect's Office and Divisional Offices, Pak PWD, Islamabad	8.187	0.000	9.415	0.000	0.100	0.000
34.	Construction of FIC (Now PMIC) Building at Islamabad	10.628	0.000	9.706	2.000	0.095	0.000
35.	Construction of office Building Election Commission	24.055	0.000	0.000	0.000	0.100	0.000
36.	Construction of AGPR Sub-Office at Karachi	9.915	0.000	0.265	3.000	6.000	0.000
37.	Construction of Mosque/Madrassah /Musaffir Khana at Chhachro	0.506	0.000	0.000	0.001	0.505	0.000
38.	Rebuilding of Mosque in Circuit House Sukkur	1.583	0.000	0.000	0.001	0.348	0.000
39.	Repair of Jamia Mosque at Nagarparkar	1.000	0.000	0.000	0.001	0.100	0.000

## PHYSICAL PLANNING AND HOUSING

							(Million Rupees)	
Sl. No.	Name, Location and status of the Scheme	Total Cost	F. Aid	Estimated Expenditure upto June 1988	Revised Expenditure for 1988-89	Allocation for 1989-90		
						Total PSDP	Foreign Aid	
1	2	3	4	5	6	7	8	
40.	Construction of Mosque in Guest House Area of Prime Minister's Estate Rawalpindi	1.133	0.000	0.000	0.420	0.513	0.000	
41.	Construction of Emergency Stair Cases in Shaheed-i-Millat Sectt. Islamabad	10.000	0.000	0.000	0.000	5.000	0.000	
Total (PWD)					6.263	12.961	0.000	
(b) C.B.R. Office Buildings								
42.	Construction of office and residential accommodation for Income Tax Department at Bannu	2.624	0.000	1.724	0.350	0.300	0.000	
43.	Construction of office and residential accommodation for Income Tax Department at D.I.Khan	2.276	0.000	0.426	0.250	0.300	0.000	
44.	Construction of office and residential accommodation for Income Tax Department at Abbotabad	3.830	0.000	1.338	0.500	0.500	0.000	
45.	Construction of office and residential accommodation for Income Tax Department at Peshawar	14.013	0.000	12.840	0.700	1.000	0.000	
46.	Acquisition of land and construction of Check Posts for Customs Department at Torkham Pehor, Remak, Bara and Landi-Kotal	2.336	0.000	1.486	0.300	0.100	0.000	
47.	Construction of office building for Custom Department at Peshawar	8.070	0.000	6.600	0.500	0.300	0.000	
48.	Construction of Check Posts at Kohat, Malakand, Mensehra, D.I.Khan	4.450	0.000	2.668	0.350	0.300	0.000	
49.	Construction of office building for Income Tax Department at Gujranwala	10.000	0.000	7.080	2.147	2.920	0.000	
50.	Installation of Lifts in Income Tax building Lahore	4.300	0.000	1.918	0.000	1.300	0.000	
51.	Construction of office building for the Income Tax Department at Faisalabad	16.070	0.000	12.936	1.384	3.160	0.000	
52.	Construction of office building for Directorate of Training (Income Tax), Lahore	4.289	0.000	3.507	0.250	0.700	0.000	
53.	Construction of Land Customs Station at Wagha(Lahore)	5.070	0.000	0.500	0.950	0.500	0.000	
54.	Construction of office building for Custom Department at Mianwali	0.213	0.000	0.000	0.149	0.060	0.000	
55.	Const. of 6th & 7th Floors at Kapurthala House Lahore	5.486	0.000	5.464	0.400	0.400	0.000	

## PHYSICAL PLANNING AND HOUSING

						(Million Rupees)	
Sl. No.	Name, Location and status of the Scheme	Total Cost	F. Aid	Estimated Expenditure upto June 1988	Revised Expenditure for 1988-89	Allocation for 1989-90	
						Total PSDP	Foreign Aid
1	2	3	4	5	6	7	8
56.	Construction of office and residential accommodation for Income Tax Department at Sialkot	4.980	0.000	5.076	0.000	0.185	0.000
57.	Construction of I.T. Building at Dadu	1.963	0.000	1.111	0.400	0.300	0.000
58.	Construction of office-cum-residential accommodation at Badin	1.886	0.000	0.992	0.500	0.300	0.000
59.	Construction of office-cum-residential accommodation at Larkana	2.904	0.000	1.829	0.000	0.500	0.000
60.	Construction of office-cum-residential accommodation at Sukkur	5.700	0.000	4.400	0.000	0.300	0.000
61.	Construction of Income Tax Building at Jaccobabad	2.487	0.000	1.188	0.500	0.500	0.000
62.	Construction of office and residential accommodation for Income Tax Department at Thatta	1.920	0.000	1.047	0.093	0.400	0.000
63.	Construction of office and residential accommodation for Income Tax Department at Khairpur	2.603	0.000	1.095	0.500	0.500	0.000
64.	Construction of office and residential accommodation for Income Tax Department at Sanghar	1.963	0.000	1.122	0.300	0.300	0.000
65.	Construction of New Custom House at Karachi	66.187	0.000	66.277	0.500	0.500	0.000
66.	Construction of Office / Residential Buildings for Custom Deptt. Nooriabad	1.963	0.000	0.800	0.500	1.000	0.000
67.	Construction of Office / Residential Buildings for Custom Deptt. Port Qasim Karachi	8.000	0.000	7.000	0.000	1.000	0.000
68.	Construction of residential accommodation for Non-Gazetted staff for central excise & customs at Karachi	2.645	0.000	0.627	0.000	0.069	0.000
69.	Acquisition of land and construction of Office buildings for Customs Department at Quetta	11.703	0.000	8.052	1.302	0.915	0.000
70.	Construction of Customs Check Post at Lasbella/ Ormara	1.300	0.000	0.992	0.000	0.100	0.000
71.	Construction of Customs House and residential Accommodation for Customs Deptt at Kohi-Taftan	7.255	0.000	0.000	0.000	0.025	0.000
72.	Construction of Customs Chemical Lab. at Karachi	1.400	0.000	0.000	0.000	1.400	0.000
Total (CBR Office Buldgs.)					12.825	20.134	0.000
Total (Govt. Off. Buildings)					19.088	33.095	0.000

## PHYSICAL PLANNING AND HOUSING

							(Million Rupees)	
Sl. No.	Name, Location and status of the Scheme	Total Cost	F. Aid	Estimated Expenditure upto June 1988	Revised Expenditure for 1988-89	Allocation for 1989-90		
						Total PSDF	Foreign Aid	
1	2	3	4	5	6	7	8	
II. Government Servants' Housing								
(a) FWD								
73.	Construction of residential accommodation for Intelligence Bureau at 94-upper Mall, Lahore	3.651	0.000	3.493	0.437	0.500	0.000	
74.	Construction of two Federal Lodges for Govt. Officers in Sector F-5/1, Islamabad	38.000	0.000	33.485	1.500	3.000	0.000	
75.	Construction of 30 Federal minister residences at Islamabad	62.673	0.000	11.957	0.000	40.000	0.000	
76.	Construction of 5160 houses for Grade 1-21 Federal Government Employees at Islamabad (1700 Qtrs. Phase-I)	246.414	0.000	166.767	60.000	30.000	0.000	
77.	Construction of 5160 Houses for Grade 1-21 Federal Government Employees Islamabad Phase-II	1000.000	0.000	166.767	0.000	5.000	0.000	
78.	Construction of residential accommodation for Federal Govt. Employees Dhana Singh Wala, Lahore	219.703	0.000	213.069	0.000	13.000	0.000	
79.	Construction of residential accommodation for Intelligence Bureau at III- College Road Lahore	3.965	0.000	3.091	0.000	0.300	0.000	
80.	Construction of 3000 quarters for Federal Govt. servants at Islamabad (Phase-I)	352.426	0.000	335.988	0.000	0.200	0.000	
81.	Construction of 3000 quarters for Federal Govt. servants at Islamabad (Phase-II)	282.355	0.000	227.205	0.000	26.000	0.000	
82.	Construction of residential accommodation for Federal Govt. Peshawar	87.400	0.000	81.000	5.000	5.317	0.000	
83.	Construction of 2nd floor over Federal Lodge at Lahore	2.740	0.000	1.010	1.000	0.730	0.000	
84.	Provision of distri.system for House to House Service connection in Martin, Clayton, Jehangir and Pakistan quarters in place of Bulk supply at Karachi	21.500	0.000	0.000	1.500	0.500	0.000	
85.	Construction of Residential Accommodation for Federal Govt. Servants at Quetta	8.174	0.000	8.411	1.000	0.100	0.000	
86.	Construction of Residential Accommodation for Audit Department at Quetta	9.820	0.000	1.673	2.500	5.000	0.000	

## PHYSICAL PLANNING AND HOUSING

						(Million Rupees)	
Sl. No.	Name, Location and status of the Scheme	Total Cost	F. Aid	Estimated Expenditure upto June 1988	Revised Expenditure for 1988-89	Allocation for 1989-90	
						Total PSDP	Foreign Aid
1	2	3	4	5	6	7	8
87.	Acquisition of 50 Acres of land and construction of 250 quarters of various categories for Central Government Servants at Sariab Road, Quetta	128.170	0.000	42.713	0.000	15.000	0.000
88.	Const. houses for Federal Govt. Employees under PMs, Programme to generate employment at Islamabad, Karachi, Lahore, Peshawar and Quetta and Bannu	350.000	0.000	37.000	60.000	35.000	0.000
Total (PWD)					132.937	179.647	0.000
(b) CBR Housing							
89.	Construction of residential accommodation for Income Tax Department at Peshawar	6.500	0.000	4.500	1.550	1.000	0.000
90.	Construction of residential accommodation for Customs Department at Peshawar	7.694	0.000	4.930	0.775	1.000	0.000
91.	Construction of Hostel for the Directorate of Training, Income-Tax Department, Lahore	5.040	0.000	3.901	0.500	0.500	0.000
92.	Construction of residential accommodation for Income Tax Department at Islamabad	6.300	0.000	0.423	1.000	1.000	0.000
93.	Construction of residential building for Income Tax Department at Gujranwala	11.819	0.000	11.749	2.102	0.500	0.000
94.	Construction of residential accommodation for Central Excise Department Lahore	4.500	0.000	4.063	0.148	1.000	0.000
95.	Construction of 6 'A' Type Quarters for Income-Tax Department at Clifton, Karachi	7.266	0.000	6.966	0.000	0.300	0.000
96.	Construction of residential accommodation for Income Tax Department at Karachi	4.430	0.000	3.600	0.250	0.500	0.000
97.	Construction of residential accommodation for the Directorate of Training Vigilance, Inspection and Intelligence at Karachi	4.401	0.000	4.103	0.469	0.213	0.000
98.	Construction of residential accommodation for Gulshan-i-Iqbal at Karachi	0.000	0.000	0.000	0.000	0.019	0.000
Total (CBR Housing)					6.794	6.032	0.000
Total (Govt. Servant Housing)					139.731	185.679	0.000
Total (Works Division)					158.819	218.774	0.000

## PHYSICAL PLANNING AND HOUSING

							(Million Rupees)	
Sl. No.	Name, Location and status of the Scheme	Total Cost	F. Aid	Estimated Expenditure upto June 1988	Revised Expenditure for 1988-89	Allocation for 1989-90		
						Total PSDP	Foreign Aid	
1	2	3	4	5	6	7	8	
<b>C. INTERIOR DIVISION</b>								
<b>I. Islamabad Administration</b>								
<b>(a) Water Supply</b>								
99.	Water Supply Scheme Kirpa.	3.524	0.000	0.346	1.000	2.004	0.000	
100.	Water Supply Scheme Alipur	3.324	0.000	1.475	1.000	0.845	0.000	
101.	Water Supply Scheme Cherah	3.125	0.000	1.340	1.000	0.785	0.000	
102.	Water Supply Scheme Bobri	2.948	0.000	1.361	1.000	0.587	0.000	
103.	Water Supply Scheme Maloot	1.603	0.000	0.438	1.000	0.655	0.000	
Total (Islamabad Admn.)					5.000	4.876	0.000	
<b>II. Civil Armed Forces</b>								
<b>(i) F.C. N.W.F.P</b>								
104.	Water Supply Scheme for Cantt type accommodation at Kitkot Bajaur Scouts	2.469	0.000	2.484	1.000	0.778	0.000	
105.	Construction of Fort for South Waziristan Scouts at Zalai	12.508	0.000	12.587	1.200	1.500	0.000	
106.	Construction of Fort for Dir Scouts at Timergara	23.880	0.000	22.271	1.000	1.419	0.000	
107.	Construction of Fort for South Waziristan Scouts at Sarkands	13.365	0.000	10.638	1.000	0.100	0.000	
108.	Construction of Fort for South Waziristan Scouts at Zermelan	12.777	0.000	10.437	1.117	2.600	0.000	
109.	Construction of Wing HQ for Mahmand Rifles at Mahmand Gate.	22.216	0.000	17.647	2.000	2.000	0.000	
110.	Construction of Residential accommodation for Bajaur Scouts at Khar	11.310	0.000	6.148	2.185	2.000	0.000	
111.	Construction of Surface water Tank under ground tank and laying of pipe lines at Ghallanai Mahmand Rifles	6.060	0.000	0.000	0.500	1.000	0.000	
112.	Construction of Fort and water point Picquet for Bajaur Scouts at Khar	1.407	0.000	0.000	0.107	1.300	0.000	
113.	Water Supply Scheme for Shawal Rifles at Razmak	1.701	0.000	0.000	0.010	1.900	0.000	
114.	Construction of Wing HQ for Bajuar Scouts Nawagai.	8.057	0.000	0.000	0.572	0.010	0.000	
Total (FC NWFP)					10.691	14.607	0.000	

## PHYSICAL PLANNING AND HOUSING

(Million Rupees)							
Sl. No.	Name, Location and status of the Scheme	Total Cost	F. Aid	Estimated Expenditure upto June 1988	Revised Expenditure for 1988-89	Allocation for 1989-90	
						Total PSDP	Foreign Aid
1	2	3	4	5	6	7	8
(ii) F.C. Baluchistan							
115.	Construction of accommodation for CAF at various places in Baluchistan (Distt. Sibi, Kachi, Loralai Kalat, Kohlu agecny)	225.020	0.000	135.852	14.509	2.000	0.000
116.	Construction of accommodation for EX-BC at Beleli and Sibi (Distt Quetta and Sibi)	73.014	0.000	58.395	6.867	2.500	0.000
117.	Construction of Accommodation for HQ FC Quetta	94.400	0.000	49.971	10.000	5.000	0.000
118.	Construction of Accommodation for HQ FC Quetta	5.660	0.000	0.652	3.500	1.508	0.000
119.	Construction of Wing HQ at Mand (Distt. Mekran)	9.890	0.000	5.972	2.532	1.000	0.000
120.	Construction of Wing HQ at Hoshab (Distt. Mekran)	5.930	0.000	3.266	1.000	0.200	0.000
121.	Construction of Wing HQ at Panjgur Distt. Mekran	8.960	0.000	0.300	0.000	1.000	0.000
Total (FC. Baluchistan)					38.408	13.208	0.000
(iii). Coast Guards							
122.	Construction of Residential Accommodation 24x Cat-V Flat for Pak Coast Guards at Karachi.	3.590	0.000	0.703	0.000	2.100	0.000
123.	Construction of Residential Accommodation 16 Ct-IV Flats for Pak Coast Guards	3.946	0.000	4.199	0.888	1.250	0.000
124.	Construction of Residential Accommodation for Officers at Sarwar Shaheed Road, Karachi	8.966	0.000	8.075	0.888	2.540	0.000
125.	Consturction of official type Accommodation at BHQ Korangi	8.370	0.000	10.349	0.178	1.760	0.000
126.	Construction of Ware House No. 1 at HQ Coast Guard, Karachi.	2.320	0.000	0.337	1.334	0.843	0.000
127.	Construction of check post at Kumb, Quarter Guard at Jiwani and Pasni	6.443	0.000	1.810	0.057	2.000	0.000
128.	Const. of Company HQ at Chuhar Jamali	3.250	0.000	3.075	0.000	0.350	0.000
Total (Coast Guards)					3.345	10.843	0.000
(iv). Pak Pangers							
129.	Construction of Residential Accommodation for HQ Pak Rangers at Ghazi Road, Lahore	19.786	0.000	11.410	3.073	3.500	0.000

## PHYSICAL PLANNING AND HOUSING

(Million Rupees)

Sl. No.	Name, Location and status of the Scheme	Total Cost	F. Aid	Estimated Expenditure upto June 1988	Revised Expenditure for 1988-89	Allocation for 1989-90	
						Total PSDP	Foreign Aid
1	2	3	4	5	6	7	8
130.	Construction of 25 bedded hospital for H.Q. Chenab Rangers at Sialkot	6.440	0.000	2.612	3.828	0.739	0.000
131.	Construction of Border Out posts	234.253	0.000	0.000	10.000	10.000	0.000
Total (Pak Rangers)					16.901	14.239	0.000
(v). Federal Investigation Agency							
132.	Construction of FIA HQ building G-9/4, Islamabad	18.621	0.000	18.621	0.444	0.450	0.000
133.	Const. of Residential accommodation for FIA at Islamabad	22.506	0.000	18.080	0.533	1.470	0.000
134.	Construction of FIA zonal office at Lahore	9.550	0.000	1.448	0.711	0.702	0.000
135.	Construction of Residential Accommodation for FIA staff at Karachi	6.860	0.000	5.719	0.444	0.600	0.000
136.	Consturction of FIA Office Accommodation at Hyderabad	2.117	0.000	0.508	0.444	0.320	0.000
137.	Construction of FIA office Accommodation at Quetta	4.002	0.000	2.455	0.711	0.800	0.000
138.	Construction of Residential Accommodation for FIA at Quetta	9.633	0.000	0.000	1.031	0.100	0.000
Total (F.I.A.)					4.318	4.442	0.000
(vi). Civil Defence							
139.	Civil Defence Training School Lahore	5.771	0.000	3.206	0.800	1.765	0.000
140.	Civil Defence Training School Karachi	8.573	0.000	5.000	0.603	2.969	0.000
141.	Civil Defence Training School Peshawar	4.637	0.000	2.182	0.178	0.300	0.000
142.	Civil Defence Training School Quetta	9.838	0.000	0.838	0.178	0.300	0.000
Total (Civil Defence)					1.759	5.334	0.000
Total (Interior Div.)					80.422	67.549	0.000
D. MINISTRY OF FOREIGN AFFAIRS							
143.	Foreign Office Lodge, G-5/1, Islamabad Phase-II.	18.800	0.000	15.543	4.059	0.400	0.000
144.	Construction of Kitchen-cum-Dining Hall, Community Toilet/Addl. alteration.	0.300	0.000	0.000	0.253	0.050	0.000
145.	Embassy Complex Riyadh	341.155	341.155	62.055	56.231	20.000	0.000

## PHYSICAL PLANNING AND HOUSING

(Million Rupees)

Sl. No.	Name, Location and status of the Scheme	Total Cost	F. Aid	Estimated Expenditure upto June 1988	Revised Expenditure for 1988-89	Allocation for 1989-90	
						Total PSDP	Foreign Aid
1	2	3	4	5	6	7	8
146.	Purchase of Crypto Material for HQ	0.000	0.000	28.052	15.885	5.050	0.000
147.	Purchase of Wireless Sets / Antennas.	0.000	0.000	0.000	0.000	4.950	0.000
Total (M/O Foreign Affairs)					76.428	30.450	0.000
<b>E. MINISTRY OF RELIGIOUS AFFAIRS</b>							
148.	Construction of Haj Complex I-14, Islamabad	144.960	0.000	117.760	0.000	1.500	0.000
Total (M/O Religious Affairs)					0.000	1.500	
<b>F. ENVIRONMENT AND URBAN AFFAIRS DIVISION</b>							
149.	National Human Settlement Policy	1.605	0.000	0.443	0.150	0.500	0.000
150.	Coordinated Environmental Education Programme	3.941	0.000	3.231	0.179	0.550	0.000
151.	Preparation of National Conservation Strategy of Pakistan	9.700	9.500	1.460	0.200	0.200	0.000
152.	Technical Assistance for Urban Water	6.430	6.130	0.000	0.100	0.150	0.000
153.	Water Supply and Sanitation.	0.000	0.000	0.000	0.000	0.500	0.000
Total (Environment & UA Div)					0.629	1.900	0.000
<b>G. JUSTICE DIVISION</b>							
154.	Construction of Office Building for Federal Shariat Court	145.568	20.791	0.000	3.155	2.000	0.000
155.	Federal Judicial Academy.	0.000	0.000	0.000	0.000	2.533	0.000
Total (Justice Div)					3.155	4.533	0.000
<b>H. KASHMIR AFFAIRS &amp; NORTHERN AFFAIRS DIVISION</b>							
	(i) Azad Kashmir	0.000	0.000	63.130	82.251	82.250	0.000
	(ii) Northern Area	0.000	0.000	38.000	31.210	31.210	0.000
Total (KA & NA Div)					113.461	113.460	0.000
<b>I. STATES &amp; FR DIVISION</b>							
	(i) FATA	0.000	0.000	78.300	64.568	64.715	0.000
	(ii) FATA DC	0.000	0.000	4.100	2.664	2.650	0.000
	(iii) FC/Levies & Thanas	0.000	0.000	0.000	20.508	20.500	0.000
Total (S & FR Div)					87.740	87.865	0.000
Total (Phy. Planning & Housing)					718.642	788.291	0.000

---

---

**RURAL ROADS**

---

---

(87-88)

7

8

9

10

11

12

13


14

RURAL ROADS  
(Summary)

(Million Rs.)

89-90

Sl. No.	Sub-sector	Total PSDP	Foreign Aid
1	2	3	4
1.	Farm-to-market Roads	350.000	281.000
2.	Small Rural Roads	16.541	0.000
3.	Miscellaneous Schemes	1.905	0.000
4.	Special Areas	160.300	1.000
Total (Rural Roads)		528.746	282.000



## RURAL ROADS

(Million Rupees)

Sl. No.	Name, Location and status of the Scheme	Total Cost	F. Aid	Estimated Expenditure upto June 1988	Revised Expenditure for 1988-89	Allocation for 1989-90		
						Total PSDP	Foreign Aid	
1	2	3	4	5	6	7	8	
<b>A. MINISTRY OF LOCAL GOVERNMENT AND RURAL DEVELOPMENT</b>								
1.	ADB Farm to Market Road Project Phase-I	704.000	268.800	4.074	80.100	200.000	131.000	
2.	USAID Road Resource Management Project	995.500	995.500	0.000	50.000	150.000	150.000	
3.	Federal Rural Development Engg. Cell	5.046	0.530	0.960	0.972	1.155	0.000	
4.	Provision of certain residential and other facilities at NCRD	14.680	0.000	2.329	0.938	0.200	0.000	
Total (LG & RD)						132.010	351.355	281.000
<b>B. MINISTRY OF INTERIOR</b>								
5.	Construction of Shahdara Road	8.470	0.000	7.235	2.435	0.641	0.000	
6.	Construction of 20 Km Rural Road in ICT	9.892	0.000	2.327	3.000	3.500	0.000	
7.	Widening and Strengthening of 55 Km Rural Roads	8.846	0.000	0.000	2.000	1.500	0.000	
8.	14 Km Rural Roads in U/ Council Tumair	9.990	0.000	0.001	1.200	3.500	0.000	
9.	5 Kilometer Road in Union Council Sihala	5.964	0.000	0.000	0.915	2.000	0.000	
10.	Construction of 15 Kilometer Road at Bhara kahu	9.975	0.000	0.000	0.000	2.500	0.000	
11.	Construction of 7 km road in U.C. Shah Allah Ditta	5.600	0.000	0.000	1.700	2.900	0.000	
13.	IRD plan for ICT in collaboration with UNICEF	1.578	1.000	0.000	0.731	0.550	0.000	
Total (Interior Division)						11.981	17.091	0.000
<b>C. KASHMIR AFFAIRS &amp; NORTHERN AFFAIRS DIVISION</b>								
	(i) Azad Kashmir	0.000	0.000	0.000	79.128	79.120	0.000	
	(ii) Northern Areas	0.000	0.000	0.000	73.443	73.440	1.000	
Total (KA & NA Division)						152.571	152.560	1.000
<b>D. STATES &amp; FRONTIER REGIONS DIVISION</b>								
	(i) FATA	0.000	0.000	0.000	7.734	7.740	0.000	
Total (S & FR Division)						7.734	7.740	0.000
Total (Rural Roads)						304.296	528.746	282.000

7

7

7

7

7

7

7

7

---


---

**D. SOCIAL DEVELOPMENT AND HUMAN  
RESOURCES SECTORS**

---

---

(93-94)



---


---

**EDUCATION AND TRAINING**

---

---


(95-96)



EDUCATION AND TRAINING  
(Summary)

(Million Rs.)

Sl. No.	Sub-sector	Total PSDP	Foreign Aid
1	2	3	4
1.	Primary Education	1159.800	30.332
2.	Secondary Education	51.502	10.000
3.	Teacher's Education	4.613	0.000
4.	Technical Education	57.930	9.000
5.	College Education	47.600	0.000
6.	Libraries and Museums	3.735	0.000
7.	Literacy Programme	1.190	0.000
8.	Scholarships and Loans	110.000	0.000
9.	Text Books.	0.586	0.000
10.	University Education	250.864	17.500
11.	Miscellaneous Programme	26.080	5.409
12.	Administrative Training	12.234	0.000
13.	Special Areas	245.080	0.000
	i) Azad Kashmir	83.830	0.000
	ii) Northern Areas	38.200	0.000
	iii) FATA	123.050	0.000
Total (Education & Training)		1971.214	72.241



## EDUCATION AND TRAINING

(Million Rupees)

Sl. No.	Name, Location and status of the Scheme	Total Cost	F. Aid	Estimated Expenditure upto June 1988	Revised Expenditure for 1988-89	Allocation for 1989-90	
						Total PSDP	Foreign Aid
1	2	3	4	5	6	7	8
<b>A. EDUCATION DIVISION</b>							
<b>I. Primary Education</b>							
<b>(a) FGEI</b>							
1.	Opening of 12 new primary schools in urban area of Islamabad	29.883	0.000	30.656	1.446	1.629	0.000
2.	Construction of Additional Classrooms in 15 newly established single section schools at Islamabad	8.642	0.000	4.446	4.196	0.000	0.000
3.	Opening of a girls Primary School at Tarlai	1.000	0.000	0.783	0.217	0.000	0.000
4.	Major repairs and renovation of 44 Dilapidated primary school buildings in Federal Area	5.730	0.000	5.019	0.711	0.000	0.000
5.	Opening of 22 new Primary Schools in Urban and rural area of Islamabad and provision of building to two existing Primary Schools	43.317	0.000	12.463	1.056	15.000	0.000
6.	Introduction of Prep. Classes in 37 Primary Schools at Islamabad	6.830	0.000	1.544	0.920	2.356	0.000
Total (FGEI)					8.546	18.985	0.000
<b>(b) Cantonments</b>							
7.	Establishment of 5 new Primary Schools in Chaman, Rawalpindi and Karachi regions	7.023	0.000	3.910	1.835	1.278	0.000
8.	Establishment of 4 new Primary Schools at Rawalpindi	8.172	0.000	0.000	0.800	3.000	0.000
9.	Re-Construction of Classrooms Block of FG Boys Primary Schools Daryabad, Rawalpindi	1.933	0.000	0.000	0.100	1.000	0.000
Total (Cantonments)					2.735	5.278	0.000
<b>(C) Federal</b>							
10.	Development of Integrated Curricula and text books research and Development	1.087	0.000	0.824	0.263	0.000	0.000
11.	Prototype for addition of 2 rooms in Mosque Schools	0.628	0.000	0.424	0.222	0.000	0.000
12.	Up-dating production and distribution of teachers guides	2.300	0.000	1.525	0.444	0.000	0.000
13.	Hygiene training sanitation in rural primary schools with UNDP & WHO Assistance.	4.632	4.432	0.050	1.995	2.637	2.532

## EDUCATION AND TRAINING

						(Million Rupees)	
Sl. No.	Name, Location and status of the Scheme	Total Cost	F. Aid	Estimated Expenditure upto June 1988	Revised Expenditure for 1988-89	Allocation for 1989-90	
						Total PSDP	Foreign Aid
1	2	3	4	5	6	7	8
14.	National Incentive Scheme for Primary & Middle School Students and Teachers	4.610	0.000	3.331	0.881	0.500	0.000
15.	Primary Education Development and Expansion Project PEDEP-II (Fiv)	45.891	36.713	24.254	7.600	7.600	7.000
16.	National annual conference on promotion of Primary Education (Phase-II)	0.850	0.000	0.582	0.250	0.000	0.000
17.	Third Primary Education Project (PEDEP-III)	104.570	71.000	0.000	14.096	20.000	16.000
18.	Primary Education Curriculum Reform Project	105.180	6.800	0.000	4.827	4.800	4.800
19.	Improvement of Primary Education (Employment of Teachers)	0.000	0.000	0.000	0.000	1,100.000	0.000
Total (Federal)					30.578	1135.537	30.332
Total (Primary Education)					41.859	1159.800	30.332
II. Secondary Education							
(a) FGEI							
20.	Improvement & expansion of 24 Secondary Schools in Islamabad Federal Area	26.912	0.000	27.645	0.773	0.000	0.000
21.	Improvement of FG Boys Secondary School Mughal and addition of Classes XI-XII	1.499	0.000	1.499	0.200	0.000	0.000
22.	Upgradation of 4 middle schools to Secondary level(1 boys 3 girls)	5.324	0.000	4.824	0.500	0.000	0.000
23.	Upgradation of 6 Primary Schools to middle level, Attack	5.028	0.000	3.260	1.768	0.000	0.000
24.	Provision of additional Classrooms in 12 Secondary Schools	12.211	0.000	11.211	1.000	1.000	0.000
25.	Strengthening of 5 existing model schools at Islamabad	4.582	0.000	3.082	1.500	0.000	0.000
26.	Estab. of 8 Secondary Schools at Ibd.	58.000	0.000	26.939	8.898	10.024	0.000
27.	Construction of 2 hostels one for male and one for female teachers at Islamabad	3.643	0.000	1.274	1.101	0.679	0.000
28.	Provision of libraries to 31 Secondary Schools	6.833	0.000	5.057	1.776	0.000	0.000
29.	Constt. of building of Federal Directorate of Education Islamabad	6.700	0.000	1.000	0.900	1.000	0.000
30.	Upgradation of Secondary Schools Rawat to Higher Secondary level	2.550	0.000	0.200	1.000	1.350	0.000
31.	Upgradation of 2 middle schools to secondary level in Federal Area	4.004	0.000	1.000	0.500	1.000	0.000

## EDUCATION AND TRAINING

(Million Rupees)

Sl. No.	Name, Location and status of the Scheme	Total Cost	F. Aid	Estimated Expenditure upto June 1988	Revised Expenditure for 1988-89	Allocation for 1989-90	
						Total PSDP	Foreign Aid
1	2	3	4	5	6	7	8
32.	Provision of 4 busses to FGEEI, in Islamabad	1.864	0.000	1.249	0.475	0.000	0.000
33.	Upgradation of 4 Primary Schools to Middle level in Islamabad, Federal Area	5.978	0.000	0.000	0.100	2.878	0.000
34.	Establishment of 4 Secondary Schools in F-10, I-10, and I-9, Islamabad	37.658	0.000	0.000	0.000	5.000	0.000
35.	Face Lifting of the Building of FGG Model School, F-7/2.	0.238	0.000	0.000	0.000	0.236	0.000
Total (FGEEI)					19.018	23.167	0.000
(b) Cantonments & Garrisons							
36.	Construction of new building for FGFF Centre High School Abbottabad	5.928	0.000	5.873	0.060	0.000	0.000
37.	Establishment of new Girls High School at Attock Cantt	2.571	0.000	2.412	0.159	0.000	0.000
38.	Establishment of two high schools at Punnu Aqil in Karachi Region	9.172	0.000	6.500	2.672	0.000	0.000
39.	Provision of Furniture to FGEEIs in Peshawar, Wah, Quetta, and Karachi Regions	7.500	0.000	2.500	1.500	2.000	0.000
40.	Development of 6 FG Public School Thall, FGBHS, Rawalpindi, Multan, FGBHS D.I.Khan, Warsak	11.979	0.000	1.500	1.000	5.000	0.000
41.	Provision of 10 Buses to FGEEIs in Cantts	4.575	0.000	0.000	0.500	0.000	0.000
42.	Construction of 2 Bedroom Houses for Teachers	0.575	0.000	0.000	0.575	0.000	0.000
43.	Establishment of Technical Middle Schools at Rawalpindi	0.202	0.000	0.000	0.202	0.000	0.000
44.	Establishment of New Girls Model Schools at Peshawar	2.642	0.000	0.000	1.500	1.142	0.000
45.	Construction of dangerous declared classrooms block & Development of FG Girls High School Daryabad, Rawalpindi	3.708	0.000	0.000	1.422	2.286	0.000
46.	Reconstruction of FG Girls High School No-2, Gracy Line Chaklala, Rawalpindi	4.619	0.000	0.000	0.000	2.000	0.000
47.	Development of FG Girls School Ch. M. Iqbal Road and Churharpal, Rawalpindi	5.762	0.000	0.000	0.000	1.000	0.000
Total (Cantonments)					9.590	13.428	0.000
(c) Federal							
48.	Establishment of Model Schools for girls F-10 / 2, Islamabad	12.843	0.000	9.958	0.000	1.000	0.000

## EDUCATION AND TRAINING

(Million Rupees)

Sl. No.	Name, Location and status of the Scheme	Total Cost	F. Aid	Estimated Expenditure upto June 1988	Revised Expenditure for 1988-89	Allocation for 1989-90	
						Total PSDP	Foreign Aid
1	2	3	4	5	6	7	8
49.	Pilot Project on Introduction of Micro Computers in Secondary Schools Islamabad	4.200	2.300	0.400	1.900	0.000	0.000
50.	Upgradation of Islamabad Model School for Boys F-8/4, Islamabad	4.024	0.000	2.969	1.000	0.055	0.000
51.	Science Education Project for Secondary Schools (FIU).	100.160	31.520	22.580	11.002	11.000	10.000
52.	Addition of Class XI & XII in Islamabad Model School for Girls F-7/4.	5.909	0.000	2.000	0.900	1.000	0.000
53.	Establishment of a New Model Schools for Boys G-10 /4, Islamabad	14.248	0.000	9.958	0.000	1.000	0.000
54.	Construction of Girls Middle School for Pakistan Rangers, Ghazi Road, Lahore.	2.552	0.000	1.710	0.000	0.852	0.000
Total (Federal)					14.802	14.907	10.000
Total (Secondary Education)					43.410	51.502	10.000
III. TEACHER EDUCATION							
55.	Allotment of Land for Federal College of Education Islamabad	0.968	0.000	0.000	0.000	0.968	0.000
56.	Establishment of Institute of English language and research Phase-I	3.690	0.000	2.385	1.100	0.205	0.000
57.	In-Service Training of Science and Mathematics Teachers at Secondary level	27.400	0.000	3.438	0.140	0.000	0.000
58.	Provision of B.Edu. Evening Classes in Federal College of Education Islamabad	2.025	0.000	0.185	0.200	1.440	0.000
59.	Strengthening of College of Education Gilgit (President Directive)	7.270	0.000	0.000	0.000	2.000	0.000
Total (Teacher Education)					1.440	4.613	0.000
IV. TECHNICAL EDUCATION							
60.	Strengthening of National Education Equipment Centre, Lahore.	9.840	4.200	7.556	0.500	1.000	0.000
61.	Baluchistan Engineering College Khuzdar	292.135	112.930	112.271	114.630	20.000	0.000
62.	Development of Polytechnic for women at Islamabad	45.620	10.710	3.823	19.950	12.000	9.000
63.	Establishment of Boys Polytechnic at Islamabad	59.560	15.090	16.466	0.100	1.000	0.000
64.	Production of technical text books for polytechnics	5.916	0.000	2.390	0.500	0.500	0.000
65.	National Technical Teacher Training College Islamabad	140.385	61.474	116.508	23.067	1.600	0.000

## EDUCATION AND TRAINING

(Million Rupees)

Sl. No.	Name, Location and status of the Scheme	Total Cost	F. Aid	Estimated Expenditure upto June 1988	Revised Expenditure for 1988-89	Allocation for 1988-90	
						Total PSDP	Foreign Aid
1	2	3	4	5	6	7	8
66.	Strengthening of Department of Electronics, Dawood College of Engg. & Technology, Karachi	4.590	1.531	1.872	0.888	1.830	0.000
67.	Feasibility study for Institute of Science and Technology of Pakistan	8.676	3.296	0.200	0.888	0.000	0.000
68.	Establishment of Institute of Science & Technology (ISATOP)	0.000	0.000	0.000	5.521	20.000	0.000
Total (Technical Education)					166.044	57.930	9.000
V. COLLEGE EDUCATION							
(a) FGEI							
69.	Development of FG Margalla Colleges for Women, F-7/4, Islamabad	5.233	0.000	3.690	1.000	0.543	0.000
70.	Provision of Library books equipment chemical etc. to FG College for Women F-7/2, Islamabad	2.500	0.000	2.204	0.296	0.000	0.000
71.	Provision of Additional facilities furniture equipment to FG College for Men H-9, Islamabad	9.082	0.000	3.500	2.332	2.000	0.000
72.	Construction of Buildings for FG College for Women G-10, Islamabad	19.404	0.000	1.050	3.700	5.000	0.000
73.	Construction of Buildings for FG College for Men F-10 Islamabad	19.142	0.000	2.000	3.700	5.000	0.000
74.	Improvement of FG Margala College for Women, F-7/4, Islamabad	6.407	0.000	0.000	0.576	1.000	0.000
75.	Provision of building for FG College for Commerce, Islamabad	17.480	0.000	9.000	4.678	3.802	0.000
76.	Construction of (2) Two Classrooms in Existing Building of FG College of Commerce F-8/1, Islamabad	0.363	0.000	0.000	0.363	0.000	0.000
77.	Addition of (5) Five Class Rooms in the Existing Building of FG College of Commerce, F-8/1, Islamabad	0.763	0.000	0.000	0.763	0.000	0.000
Total (FGEI)					17.408	17.345	0.000
(b) Cantonments							
78.	Construction of Classrooms Block for Expansion of FG College for Women Wah	5.707	0.000	3.938	1.769	0.000	0.000
79.	Establishment of New Degree College for Girls Lahore Cantt Phase-I	2.535	0.000	1.500	1.000	0.000	0.000
80.	Introduction of BSc Classes in FG College for Women Rawalpindi	4.040	0.000	1.500	2.540	0.000	0.000

## EDUCATION AND TRAINING

(Million Rupees)

Sl. No.	Name, Location and status of the Scheme	Total Cost	F. Aid	Estimated Expenditure upto June 1988	Revised Expenditure for 1988-89	Allocation for 1989-90	
						Total PSDP	Foreign Aid
1	2	3	4	5	6	7	8
81.	Establishment of New Girls College at Rawalpindi	5.546	0.000	0.000	1.000	2.000	0.000
82.	Establishment of New College for Girls at Karachi	5.546	0.000	0.000	1.000	1.000	0.000
83.	Establishment of New College for Girls at Abbottabad	5.546	0.000	0.000	0.800	2.000	0.000
84.	Construction of New Building for FG Inter College Gujranwala	5.833	0.000	0.000	0.200	1.000	0.000
85.	Establishment of New Degree Science College for Boys Wah	8.871	0.000	0.000	1.210	2.000	0.000
86.	Reconstruction / Development of FG College for Women Peshawar	15.272	0.000	0.000	0.100	1.890	0.000
Total (Cantonments)					9.619	9.890	0.000
(c) Federal							
87.	Introduction of second Shift Class XI in ICB G-6/3 and ICGF F-8/4.	0.672	0.000	0.000	0.000	0.672	0.000
88.	Establishment of Cadet College Mastung	77.151	0.000	77.451	0.100	0.000	0.000
89.	Government Girls Inter College Swabi, Distt, Mardan	6.286	0.000	6.176	0.110	0.000	0.000
90.	Construction of Girls Hostel National College of Arts Lahore	3.385	0.000	3.330	0.055	0.000	0.000
91.	Government Inter College Muntazabad, Multan	4.111	0.000	3.980	0.131	0.000	0.000
92.	Improvement of Rana Liaquat Ali Khan, Government College of Home Economics, Karachi	13.743	1.000	8.905	2.000	2.838	0.000
93.	Development of Urdu Arts College, Karachi	7.324	0.000	3.469	2.000	1.855	0.000
94.	Expansion & Development of National College of Arts, Lahore	26.840	0.200	9.827	1.777	5.000	0.000
95.	Establishment of Cadet College Larkana	56.261	0.000	14.150	6.219	5.000	0.000
96.	Construction and Provision of physical facilities in ICB, F-6/2, Islamabad	2.716	0.000	2.262	0.454	0.000	0.000
97.	Provision of Science facilities at Islamabad College for Girls F-6/2,	2.500	0.000	2.000	0.500	0.000	0.000
98.	Establishment of Girls college, Bannu	8.943	0.000	2.624	1.000	2.000	0.000
99.	Upgradation of ICG F-6/2, Islamabad	3.327	0.000	0.000	0.500	1.000	0.000
100.	Purchase of Military Land for expansion of National College of Arts, Lahore	2.000	0.000	0.000	1.000	1.000	0.000

## EDUCATION AND TRAINING

(Million Rupees)

Sl. No.	Name, Location and status of the Scheme	Total Cost	F. Aid	Estimated Expenditure upto June 1988	Revised Expenditure for 1988-89	Allocation for 1989-90	
						Total PSDP	Foreign Aid
1	2	3	4	5	6	7	8
101.	Introduction of 2nd shift in ICB G-6/3, and ICB F-8/4, Islamabad	0.753	0.000	0.183	0.500	0.000	0.000
102.	Establishment of Cadet College, Sanghar	59.000	0.000	0.000	0.100	0.000	0.000
103.	Upgradation of ICB , G-6/3, Islamabad.	6.404	0.000	0.000	0.888	1.000	0.000
104.	Computer Facilities in Federal Colleges	0.000	0.000	0.000	0.000	1.000	0.000
Total (Federal)					17.334	20.365	0.000
Total (College Education)					44.361	47.600	0.000
<b>VI. LIBRARIES AND MUSEUMS</b>							
105.	Model Children Library (Revised)	1.495	0.000	0.850	0.410	0.235	0.000
106.	Promotion of Serious Journals and Magazines in Colleges	1.100	0.000	0.675	0.010	0.000	0.000
107.	National Library of Pakistan, Islamabad	130.322	16.700	123.705	4.264	0.500	0.000
108.	National Museum of Science and Technology	18.204	5.425	14.260	0.888	1.000	0.000
109.	Improvement of Public Libraries Maintained by Local Libraries	2.625	0.000	1.582	0.500	0.000	0.000
110.	Acquisition of Private Collections	2.000	0.000	1.069	0.177	0.000	0.000
111.	Const. of Central Library at NIML, Ibd.	5.910	0.000	0.000	0.100	2.000	0.000
Total (Libraries & Museums)					6.349	3.735	0.000
<b>VII. LITERACY AND MASS EDUCATION</b>							
112.	Rural Education and Development (READ) in 35 villages of Islamabad Distt.	1.025	0.000	0.302	0.087	0.190	0.000
113.	Nai Roshani Schools	3153.207	0.650	476.752	216.183	0.000	0.000
114.	Motivational Programme of Promotion of Primary Education.	9.450	0.000	1.000	0.507	1.000	0.000
Total (Literacy & Mass Educ.)					216.777	1.190	0.000
<b>VIII. SCHOLARSHIPS AND LOANS</b>							
115.	Scholarships for students of Leepa valley	0.081	0.000	0.078	0.003	0.000	0.000
116.	Scholarships to Students Belonging to Marri Bugti Agency Phase-II.	0.192	0.000	0.000	0.144	0.048	0.000
117.	Cultural Scholarship to the Students from others Countries	16.422	0.000	8.864	1.196	1.000	0.000
118.	Merit scholarships to students of Federal Area, Islamabad	1.380	0.000	0.901	0.220	0.259	0.000

## EDUCATION AND TRAINING

(Million Rupees)

Sl. No.	Name, Location and status of the Scheme	Total Cost	F. Aid	Estimated Expenditure upto June 1988	Revised Expenditure for 1988-89	Allocation for 1989-90	
						Total PSDF	Foreign Aid
1	2	3	4	5	6	7	8
119.	Indigent Cum talented Students Education at Aitchison College, Lahore	4.442	0.000	2.554	1.000	1.000	0.000
120.	Talent Farming Scheme by UGC	10.168	0.000	5.790	0.888	1.000	0.000
121.	Scholarship to the Students of IFSTAD	2.271	0.000	0.879	0.140	0.150	0.000
122.	Award of Overseas Scholarship to Polytechnic Teachers	4.408	4.000	2.000	1.500	1.000	0.000
123.	Khushal Khan Khattak Scholarship Scheme	1.510	1.450	0.600	0.267	0.275	0.000
124.	Post-doctoral training outside Pakistan for Ph.Ds. by UGC	9.390	7.700	3.500	1.306	1.000	0.000
125.	Quaid-i-Azam Scholarship Scheme	74.000	70.000	17.100	7.551	10.000	0.000
126.	Scholarships for Research by UGC	17.558	0.000	4.579	0.711	1.000	0.000
127.	Central Overseas Training Scholarship Scheme	449.078	441.692	127.173	50.639	60.000	0.000
128.	Merit Scholarship Scheme	143.879	136.651	35.009	15.103	20.000	0.000
129.	Scholarships for higher studies in Science by UGC	6.580	0.000	1.500	0.444	0.500	0.000
130.	Award of Scholarship to Japanese Students	2.940	0.000	0.160	0.085	0.100	0.000
131.	Allama Iqbal Gold Medal Scholarships (Revised)	6.017	5.522	0.700	0.444	0.500	0.000
132.	100 foreign scholarships for talented students of BPS-1-15 FG Employees	247.027	234.072	2.450	2.665	4.068	0.000
133.	Supplementing Scholarships received from Foreign Government / Organization with inadequate terms	22.785	15.165	11.811	1.777	2.000	0.000
134.	Education of Talented Students from Rural/Under developed Areas in Cadet Colleges and Public Schools	25.000	0.000	15.632	2.000	1.000	0.000
135.	Stipend to Indigent Students Phase-II	7.500	0.000	0.000	2.000	2.000	0.000
136.	Nishan-i-Haider Scholarships Phase-II	3.925	0.000	0.000	0.500	0.500	0.000
137.	Award of Merit Scholarships to the Students of FGEl in Cantts.	5.795	0.000	0.000	0.920	0.000	0.000
138.	Merit Cash Award Phase-II	3.219	0.000	0.000	0.643	0.600	0.000
139.	Presidents One thousand Scholarships Phase-II	29.321	0.000	0.000	2.037	2.000	0.000
Total (Scholarships & Loans)					94.183	110.000	0.000

## EDUCATION AND TRAINING

(Million Rupees)

Sl. No.	Name, Location and status of the Scheme	Total Cost	F. Aid	Estimated Expenditure upto June 1988	Revised Expenditure for 1988-89	Allocation for 1989-90	
						Total PSDP	Foreign Aid
1	2	3	4	5	6	7	8
<b>IX. TEXT BOOKS</b>							
140.	Donation of Pakistani Books Abroad	1.100	0.000	0.100	0.200	0.086	0.000
141.	Promotion of Books by purchasing multiple copies	3.400	0.000	0.200	0.344	0.500	0.000
142.	Book Bank	0.000	0.000	0.000	0.000	2.000	0.000
Total (Text Books)					0.544	0.586	0.000
<b>X. UNIVERSITY EDUCATION</b>							
<b>(a) Punjab University</b>							
143.	Punjab University New Campus , Phase I and II.	72.560	0.000	72.419	0.141	0.000	0.000
144.	Development of the Section of Industrial Mineralogy at Geology Institute Punjab University in Collaboration with University of Holl UK	4.700	4.700	0.000	2.489	0.200	0.200
145.	Repair and renovation of Punjab University Main Hall Senate Hall, Old Campus	4.221	0.000	3.100	2.000	0.000	0.000
146.	Punjab University New Campus Phase-III	128.100	0.000	0.000	7.274	20.000	0.000
Total (Punjab University)					11.904	20.200	0.200
<b>(b) B.Z. University, Multan</b>							
147.	Establishment of Bahauddin Zikria University, Multan	357.693	26.310	154.000	11.043	16.000	0.000
Total (Multan University)					11.043	16.000	0.000
<b>(c)Islamia University, Bahawalpur</b>							
148.	Establishment of Islamia University Bahawalpur	111.840	11.485	108.595	7.888	10.000	0.000
Total (Bahawalpur University)					7.888	10.000	0.000
<b>(d) Engineering University, Lahore</b>							
149.	Rev. Dev. Project of University of Engg. & Technology Lahore	165.925	17.861	161.135	3.192	1.598	0.000
150.	Revised Development Project of 2nd Campus, University of Engg. & Tech. Lahore at Taxila	158.160	21.300	89.017	7.115	15.235	0.000

## EDUCATION AND TRAINING

(Million Rupees)

Sl. No.	Name, Location and status of the Scheme	Total Cost	F. Aid	Estimated Expenditure upto June 1988	Revised Expenditure for 1988-89	Allocation for 1989-90	
						Total PSDP	Foreign Aid
1	2	3	4	5	6	7	8
151.	Replacement / Repair of 3 Old Hostel at University of Engg. and Tech. Lahore	7.604	0.000	3.000	4.037	0.567	0.000
152.	Scheme for special repair of old block Annexe Block and Allied Buildings at University of Engg. and Tech. Lahore	2.800	0.000	0.000	0.500	2.300	0.000
153.	Link B/W University of Edinburgh (UK) and University of Engg. & Tech. Lahore in Urban Planning	2.438	2.438	0.000	0.930	0.000	0.000
Total (Engg. University, Lahore)					15.774	19.700	0.000
(e) Karachi University							
154.	Development of University of Karachi	19.444	0.000	6.514	1.870	11.150	0.000
155.	Linkage of Applied Economic Research Centre, University of Karachi with American Universities	8.626	7.181	0.000	2.206	0.000	0.000
156.	Linkage Programme b/h physics Department University of Karachi and Royal Holloway and Bedford New College, University of London U.K.	3.958	3.958	0.000	1.879	0.100	0.100
157.	HEJ Institute of Chemistry University of Karachi, (Revised)	226.567	190.210	200.595	9.975	10.000	0.000
158.	Establishment of an Audio-Visual Lab. for Development of Mass Communication and Award of Scholarship (P.M's Directive).	1.071	0.678	0.000	0.200	0.250	0.000
159.	Estt. of a Programme of Teaching and Research at the Dept. of Botany, Karachi Univ. in collaboration with Deptt. of Botany Univ. of Readings U.K.	3.958	3.958	0.000	1.531	0.100	0.100
Total (Karachi University)					17.661	21.600	0.200
(f) University of Sind							
160.	New consolidated Development Project of Sind University for 7th Five Year Plan	223.000	40.000	0.000	3.944	3.000	0.000
161.	Arts and Crafts College, Jamshoro	0.000	0.000	0.000	0.000	3.000	0.000
Total (Sind University)					3.944	6.000	0.000
(g) Shah Abdul Latif Bhittai University Khairpur							
162.	Development of Shah Abdul Latif Bhittai Campus, Khairpur	150.019	10.328	1.429	11.828	15.000	0.000
total (Bhittai University)					11.828	15.000	0.000

## EDUCATION AND TRAINING

(Million Rupees)

Sl. No.	Name, Location and status of the Scheme	Total Cost	F. Aid	Estimated Expenditure upto June 1988	Revised Expenditure for 1988-89	Allocation for 1989-90	
						Total PSDP	Foreign Aid
1	2	3	4	5	6	7	8
(h) Mehran Engineering University							
163.	Upgradation of Engg. College to Engg. University, Jamshoro (Revised) Phase-I.	585.758	303.058	189.077	264.556	16.806	0.000
164.	Constt. of remaining facilities of Dining Hall, Kitchen and Connecting corridors etc of new constructed for Boys hostel of Mehran Engg. University	1.644	0.000	0.600	0.950	0.194	0.000
Total (Mehran University)					265.506	17.000	0.000
(i) NED Engineering University, Karachi							
165.	Upgradation of NED College to NED Engg. University Karachi	63.545	17.627	62.858	0.440	0.247	0.000
166.	Development Plan NED Engg. and Technology University Karachi	245.959	28.847	0.000	0.000	2.000	0.000
Total (NED University)					0.440	2.247	0.000
(j) Gomal University, D.I. Khan							
167.	Establishment of Gomal University D.I.Khan (Rev.)	198.117	15.057	126.659	4.060	9.900	0.000
168.	Dev. of Deptt. of Pharmacy, Gomal Univ. D.I. Khan through Queens University Belfast with ODA Assistance	5.372	5.372	0.000	0.673	0.100	0.100
Total (Gomal University)					4.733	10.000	0.100
(k) NWFP Engineering University							
169.	Estab. of Scientific Instrumentation Centre NWFP Engg. University	7.930	5.657	4.504	1.000	1.000	0.000
170.	Collaboration between Straticlyde University UK and NWFP Engg. University, Peshawar	8.901	7.860	2.552	2.381	2.500	2.400
171.	Strengthening of Academic Facilities of NWFP Engg. University	59.900	54.364	0.000	0.000	4.000	0.000
Total (Engg. University Peshawar)					3.381	7.500	2.400
(l) Peshawar University							
172.	Development of Peshawar University, Phase-II	21.560	3.000	21.360	0.200	0.000	0.000
173.	Purchase of books for Central Library, Peshawar University	2.000	0.000	1.347	0.443	0.210	0.000

## EDUCATION AND TRAINING

Sl. No.	Name, Location and status of the Scheme	Total Cost	F. Aid	Estimated Expenditure upto June 1988	Revised Expenditure for 1988-89	(Million Rupees)	
						Allocation for 1988-90	
						Total PSDP	Foreign Aid
1	2	3	4	5	6	7	8
174.	Establishment of teaching and research programme in Urban / Rural Planning Department of Geography, Peshawar	1.904	1.904	1.000	0.485	0.200	0.200
175.	Development of Peshawar University during 7th Plan	85.223	0.000	0.000	0.005	5.000	0.000
Total (Peshawar University)					1.133	5.410	0.200
(m) Baluchistan University							
176.	Establishment of pharmacy Department Baluchistan University	19.700	0.000	17.700	2.000	0.000	0.000
177.	Const. of Main Library, Baluchistan University	19.998	1.000	12.394	5.555	2.000	0.000
178.	Construction of Girls hostel under PM's Directive, Baluchistan, University	7.364	0.000	3.042	0.800	1.245	0.000
179.	Estt. of Teaching and Research in Bio-Chem. and Allied Subjects at Institute of Bio-Chem. Balu. Univ. and Univ. of Manchester UK	3.006	3.006	0.000	0.712	2.300	2.300
180.	Revised Development Project for Baluchistan University During Seventh Plan.	330.596	44.181	0.000	0.000	4.000	0.000
Total (Baluchistan University)					9.067	9.545	2.300
(n) Quaid-e-Azam University, Islamabad							
181.	Development of Quaid-i-Azam University Phase-II	290.689	114.054	242.707	7.098	10.000	0.000
Total (Quaid-e-azam University)					7.098	10.000	0.000
(o) A.J.K. University							
182.	Establishment of A.J.K. University	103.071	10.844	71.159	7.933	11.900	0.000
Total (AJK University)					7.933	11.900	0.000
(p) Allama Iqbal Open University							
183.	Establishment of National Institute of Communication in Education (NICE)	80.409	10.416	0.000	0.100	0.000	0.000
184.	Dev. of AIOU including ODA Assistance	285.023	76.480	122.934	11.676	12.500	7.000
185.	Collaborative Research through AIOU linkage with University of California, USA	2.930	2.930	0.000	0.912	0.100	0.100
Total (A.I.O.U)					12.688	12.600	7.100

## EDUCATION AND TRAINING

Sl. No.	Name, Location and status of the Scheme	Total Cost	F. Aid	Estimated Expenditure upto June 1988	Revised Expenditure for 1988-89	(Million Rupees)	
						Allocation for 1989-90	
						Total PSDP	Foreign Aid
1	2	3	4	5	6	7	8
(q) Islamic University, Islamabad							
186.	Institute of Dawah	19.920	1.000	18.906	2.000	1.014	0.000
187.	Establishment of Islamic University	67.845	1.400	28.410	3.521	3.500	0.000
Total (Islamic University)					5.521	4.514	0.000
Universities					397.542	199.216	12.500
(r) University Grants Commission							
I. UGC Schemes.							
188.	Construction of UGC Regional Office, at Lahore	3.425	0.000	0.000	0.000	2.000	0.000
189.	International Excellence Programme for Universities	1,100.000	900.000	0.000	0.000	5.000	5.000
190.	Support for Scientific Talent	6.580	0.000	5.180	1.400	0.000	0.000
191.	Establishment of UGC Regional Office at Karachi	3.629	0.000	2.599	1.030	0.000	0.000
192.	Development of Curricula at Graduate and Post Graduate Level	2.885	0.000	2.030	0.855	0.000	0.000
193.	Construction of Pandharvin Hijri Yadgar (Hijra Manzil)	4.993	0.000	2.688	1.000	1.000	0.000
194.	Exchange Programme Between Local Universities	3.030	0.000	1.470	0.500	0.800	0.000
195.	Teacher development sandwich Programme	3.962	0.000	1.744	0.800	1.000	0.000
196.	Production of Monographs on selected topics	2.120	0.000	0.930	0.500	0.069	0.000
197.	Research Grant to Teachers/Universities	8.646	0.000	1.974	1.000	1.000	0.000
198.	Strengthening of training programme in English as a foreign second language (NAHE)	8.513	6.890	1.623	3.420	0.000	0.000
199.	Provision of Computer facilities and training in Universities	11.500	0.000	0.000	0.100	11.500	0.000
200.	Upgradation of Science Laboratories in General Universities	29.950	0.000	3.732	5.296	5.471	0.000
201.	Pre-and-Inservice training of college and University Teachers Phase-II	3.000	0.000	0.000	0.300	0.000	0.000
202.	Guidance and Counselling Placement Centre	0.000	0.000	0.000	0.000	3.000	0.000
Total (UGC Projects)					16.201	27.840	5.000

## EDUCATION AND TRAINING

(Million Rupees)

Sl. No.	Name, Location and status of the Scheme	Total Cost	F. Aid	Estimated Expenditure upto June 1988	Revised Expenditure for 1988-89	Allocation for 1989-90	
						Total PSDP	Foreign Aid
1	2	3	4	5	6	7	8
II. Centres of Excellence							
203.	Centre of Excellence in Water Resource Engg. University Lahore	26.613	11.125	21.412	3.000	2.000	0.000
204.	Development of Centre of Excellence in Geology University of Peshawar	20.910	8.942	12.872	3.000	3.038	0.000
205.	Development of Centre of Excellence in Marine Biology University of Karachi (Phase-II)	8.741	5.227	4.789	2.000	1.952	0.000
206.	Development of Centre of Excellence in Physical Chemistry University of Peshawar	25.736	11.120	12.275	2.000	2.000	0.000
207.	Development of Centre of Excellence in Mineralogy, University of Baluchistan, Quetta	28.218	21.194	10.639	1.100	1.100	0.000
208.	Improvement and strengthening of Centre of Excellence in Psychology	5.114	0.000	1.511	1.591	2.012	0.000
209.	Dev. of Centre of Excellence in Solid State Physics, Punjab Univ. Lahore(Ph-II)	7.730	5.000	1.086	1.500	1.500	0.000
210.	Development of Centre of Excellence in Analytical Chemistry, University of Sind Jamshoro	29.508	8.896	17.966	1.702	3.700	0.000
211.	Linkage b/w Bruch Institute of Marine Biology University of South Carolina Columbia with C/O Excellence in Marine Biology, Karachi, University	2.460	2.460	0.000	0.670	0.000	0.000
212.	Collaborative Research Project Rock Magnetism of Deep Crust C/o Excellence in Biology, Peshawar University	0.304	0.304	0.000	0.304	0.000	0.000
213.	Centre for Advanced Studies in Molecular Biology Punjab University, Lahore(Ph-II)	24,550	10.800	9.734	3.800	5.000	0.000
Total (Centres of Excellence)					20.667	22.302	0.000
III. Area Study Centres							
214.	Dev. of Area Study Centre for Central Asia at University of Peshawar Phase-II	3.779	0.000	0.000	0.000	0.100	0.000
215.	Development of Area Study Centre for Africa North and South America. Quaid-i-Azam University Islamabad	5.943	0.866	5.942	0.000	0.001	0.000
216.	India study cell/Area Study Centre, Punjab University, Lahore	2.520	0.300	2.519	0.000	0.001	0.000
217.	Development of Area Study Centre for Europe University of Karachi	4.248	0.000	3.382	0.866	0.000	0.000
218.	Development of Area Study Centre, South Asia, Punjab University, Lahore	4.755	0.300	3.873	0.880	0.002	0.000

## EDUCATION AND TRAINING

(Million Rupees)

Sl. No.	Name, Location and status of the Scheme	Total Cost	F. Aid	Estimated Expenditure upto June 1988	Revised Expenditure for 1988-89	Allocation for 1989-90	
						Total PSDP	Foreign Aid
1	2	3	4	5	6	7	8
219.	Establishment of Academic Link B/w Area Study Centre for Africa, North and South America, Quaid-i-Azam University and various American University	2.345	2.345	0.000	0.558	0.100	0.000
Total (Area Study Centres)					2.304	0.204	0.000
IV. Pakistan Study Centres							
220.	Development of Pakistan Study Centre Peshawar University, Peshawar	2.296	0.000	1.460	0.830	0.006	0.000
221.	Development of Pakistan Study Centre, University of Sind, Jamshoro	3.597	0.000	2.006	1.591	0.000	0.000
222.	National Institute of Pakistan Study Centre, Quaid-i-Azam University Islamabad	4.309	0.147	0.013	2.000	0.296	0.000
223.	Development of Pakistan Study Centre, Karachi, University	3.732	0.000	1.326	0.989	1.000	0.000
Total (Pakistan Study Centres)					5.410	1.302	0.000
Total (UGC & Centres)					44.582	51.648	5.000
Total (University Education)					442.124	250.864	17.500
XI. MISCELLANEOUS							
224.	Incentive for publication of articles in international Journals NBCP	1.420	0.000	1.400	0.020	0.000	0.000
225.	Promotion of Physical Education Sports and Games	2.671	0.000	2.268	0.403	0.000	0.000
226.	UNESCO House	2.616	0.000	2.015	0.534	0.000	0.000
227.	Expansion and Repair of computer of Planning Wing	0.132	0.000	0.000	0.100	0.032	0.000
228.	Award to authors of books on science Economics and Mathematics (Revised).	1.445	0.000	0.850	0.200	0.200	0.000
229.	Pakistan Academy of letters Islamabad	13.223	0.250	8.967	0.444	4.500	0.000
230.	Computerized Research and Office Automation Iqbal Academy Lahore	1.600	0.000	0.640	0.500	0.460	0.000
231.	Block allocation for Urgent Innovative Projects	20.000	0.000	0.000	1.900	0.000	0.000
232.	Development of Educational Innovations	2.400	0.000	1.608	0.000	0.200	0.000
233.	Balancing and modernizing of Central Bureau of Education	3.400	0.000	2.657	0.267	0.476	0.000
234.	Construction of National Headquarter of PBSA P.M's Directive (Revised)	3.700	0.000	2.100	0.200	0.400	0.000
235.	Encouragement and Support to New Creative Pakistan Publications	7.086	0.000	2.197	0.800	1.000	0.000

## EDUCATION AND TRAINING


(Million Rupees)

Sl. No.	Name, Location and status of the Scheme	Total Cost	F. Aid	Estimated Expenditure upto June 1988	Revised Expenditure for 1988-89	Allocation for 1989-90	
						Total PSDP	Foreign Aid
1	2	3	4	5	6	7	8
236.	Promotion of Children Literature	1.432	0.000	0.425	0.150	0.200	0.000
237.	Readers Club	7.590	0.000	1.350	1.000	2.000	0.000
238.	Canada World Youth Pakistan Exchange Programme	3.926	0.000	0.700	0.600	0.500	0.000
239.	National Competition for talented students (Federal component)	4.634	0.000	0.175	0.521	0.500	0.000
240.	N.E.C.P Centre	4.140	0.000	0.000	0.444	1.000	0.000
241.	Linkage between Bristol University and the Curriculum Centres	11.939	11.894	0.000	0.921	2.909	2.909
242.	Const. of Girls Hostel at NIML Islamabad	7.050	0.000	0.000	0.400	0.000	0.000
243.	National Educational Testing Service	9.960	0.242	0.000	0.100	0.000	0.000
244.	Advanced Training Programme in Educational Planning and Development	3.460	3.360	0.000	0.000	0.500	0.500
245.	National Book Foundation Building Ibid.	6.000	0.000	0.000	0.000	2.000	0.000
246.	Staff Development Progr. for Improvement of Educational Planning in Pakistan	9.985	9.985	0.000	1.079	2.000	2.000
247.	Construction of Additional Accommodation for Curriculum Wing.	1.508	0.000	0.000	0.305	1.203	0.000
248.	Guidance & Counselling	0.000	0.000	0.000	0.000	3.000	0.000
249.	Book Banks	0.000	0.000	0.000	0.000	2.000	0.000
250.	Computer Facilities in Federal Colleges	0.000	0.000	0.000	0.000	1.000	0.000
Total (Miscellaneous)					10.888	26.080	5.409
Total (Ministry of Education)					1067.979	1713.900	72.241
<b>B. ESTABLISHMENT DIVISION</b>							
(a) NIPA							
251.	Setting up of a Training Wing for office management courses Karachi	4.451	0.000	0.000	0.040	0.000	0.000
252.	Construction of new hostel block NIPA, Karachi	6.144	0.000	2.219	1.775	2.150	0.000
253.	Strengthening and expansion of NIPA, Lahore	9.844	0.000	2.987	1.275	5.582	0.000
Total (NIPA)					3.050	7.732	0.000
(b) Secretariat Training Institute, Islamabad							
254.	Airconditioning of newly constructed STI building at Islamabad	2.000	0.000	0.500	0.180	0.000	0.000
Total (STI)					0.180	0.000	0.000

## EDUCATION AND TRAINING

(Million Rupees)

Sl. No.	Name, Location and status of the Scheme	Total Cost	F. Aid	Estimated Expenditure upto June 1988	Revised Expenditure for 1988-89	Allocation for 1989-90	
						Total PSDP	Foreign Aid
1	2	3	4	5	6	7	8
(C) Civil Service Academy							
255.	Construction of male probationers hostel at Walton Campus	9.750	0.000	7.980	1.419	0.351	0.000
256.	Renovation of staff quarters at both Campuses	2.584	0.000	1.584	0.300	0.700	0.000
257.	Construction of Housing Facilities at DMG Campus	6.400	0.000	0.000	0.040	0.000	0.000
258.	Development of physical facilities at Walton Campus	6.445	0.000	0.000	1.700	2.000	0.000
259.	Construction of housing facilities at Walton Campus.	6.813	0.000	0.000	0.017	0.000	0.000
260.	Miscellaneous works at Waltan Camp, Lahore.	0.000	0.000	0.000	1.790	0.000	0.000
Total (CSA)					5.266	3.051	0.000
(d) Pakistan Adminst. Staff College							
261.	Furnishing of Hostel Rooms.	0.428	0.000	0.000	0.360	0.068	0.000
262.	Improvement of "A" Block Hostel.	1.047	0.000	0.000	0.000	1.047	0.000
Total (PASC)					0.360	1.115	0.000
(e) PARD, Peshawar							
263.	Extension of Office & Residential Building at Rural Development Academy, Peshawar	6.290	0.000	5.377	0.577	0.336	0.000
Total (PARD)					0.577	0.336	0.000
Total (Establishment Division)					9.433	12.234	0.000
C. KA & NA DIVISION							
	(i) Azad Kashmir	0.000	0.000	195.930	83.834	83.830	0.000
	(ii) Northern Areas	0.000	0.000	28.500	38.199	38.200	0.000
Total (KA & NA Div.)					122.033	122.030	0.000
D. S & FR DIVISION							
	(i) FATA	0.000	0.000	118.300	123.051	123.050	0.000
Total (S&FR Div.)					123.051	123.050	0.000
Total (Education & Training)					1,322.496	1,971.214	72.241



---


---

**SCIENCE & TECHNOLOGY**

---

---


(117-118)



SCIENCE AND TECHNOLOGY  
(Summary)

(Million Rs.)

Sl. No.	Sub-sector	Total PSDP	Foreign Aid
1	2	3	4
1.	Ministry (Main)	204.910	0.300
2.	National Institute of Power	3.000	0.200
3.	National Centre for Technology Transfer	0.750	0.200
4.	Pakistan Council of Scientific & Industrial Research	35.000	4.587
5.	Pakistan Science Foundation	8.333	0.533
6.	Pakistan Council of Appropriate Tech.	8.000	0.600
7.	Pakistan Council of Research in Water Resources	8.000	0.030
8.	Council for Works and Housing Research	3.000	0.000
9.	National Institute of Oceanography	9.937	0.660
10.	National Institute of Electronics	8.150	0.000
11.	Pakistan Council for Science & Technology	2.520	0.000
12.	Pakistan Medical Research Council	8.100	1.000
13.	National Institute of Silicon Technology	0.300	0.000
TOTAL (SCIENCE AND TECHNOLOGY)		300.000	8.110



## SCIENCE AND TECHNOLOGY

(Million Rupees)

Sl. No.	Name, Location and status of the Scheme	Total Cost	F. Aid	Estimated Expenditure upto June 1988	Revised Expenditure for 1988-89	Allocation for 1989-90	
						Total PSDP	Foreign Aid
1	2	3	4	5	6	7	8
<b>A. MINISTRY OF SCIENCE AND TECHNOLOGY</b>							
<b>I. MINISTRY (Main)</b>							
1.	Development of High Level S&T	32.270	31.550	14.803	9.721	5.000	0.000
2.	Development of S&T Manpower in High Technology fields Phase-I	567.850	535.570	231.927	112.050	74.000	0.000
3.	Development of S&T Manpower in High Technology Fields Phase-II	588.560	571.810	60.814	85.674	120.000	0.000
4.	Development of S&T Manpower in High Technology Fields Phase-III Between the Centre of AMB and Cold Spring Harbor Labs.	1309.915	1250.200	0.000	0.000	1.000	0.000
5.	Establishment of Collaborative Ties between the Centre for Applied Molecular Biology and Cold Spring Harbour Laboratories (App)	9.900	9.900	0.000	0.000	0.100	0.100
6.	Package of Services for socio-economic Development of Rural Areas(P.M.Five Point Programme)	9.920	0.370	3.160	0.000	1.550	0.000
7.	MOST Unit of Applied Molecular Biology, Lahore	8.330	2.650	1.000	1.821	2.000	0.000
8.	Creation of Advanced Facilities for Research and Development in Microbial Technologies.	9.540	9.540	0.000	0.000	0.100	0.100
9.	Study of the Mechanism of DNA repair and Cloning of repair Gene,Lahore	1.950	1.950	0.000	0.432	0.500	0.000
10.	Package of Services for socio-economic Development of Rural Areas(Phase-II.	100.000	30.000	0.000	0.000	0.100	0.000
11.	Study of Restriction Endonuclease Lahore	0.700	0.700	0.000	0.355	0.350	0.000
12.	National Commission for Genetic Engineering and Bio-Technology, Lahore	1.750	0.000	0.000	0.920	0.010	0.000
13.	Implementation of MOU between MOST & US-NSF economic Support Fund	36.000	36.000	0.000	0.100	0.100	0.100
14.	Potable Water for Rural Areas.	100.000	30.000	0.000	0.000	0.100	0.000
Total (Ministry-Main)					210.173	204.910	0.300
<b>II. NATIONAL INSTITUTE OF POWER</b>							
15.	National Institute of Power, Lahore Phase-II	40.000	3.050	15.108	2.302	2.800	0.000
16.	German Technical Assistance to NIP	6.000	6.000	0.000	0.064	0.100	0.100

## SCIENCE AND TECHNOLOGY

(Million Rupees)

Sl. No.	Name, Location and status of the Scheme	Total Cost	F. Aid	Estimated Expenditure upto June 1988	Revised Expenditure for 1988-89	Allocation for 1989-90	
						Total PSDP	Foreign Aid
1	2	3	4	5	6	7	8
17.	Electric Power Generation with wind Mills.	106.000	99.465	0.000	0.000	0.100	0.100
Total (NIP)					2.366	3.000	0.200
III. NATIONAL CENTRE FOR TECHNOLOGY TRANSFER							
18.	Establishment of Computerized Technology information data bank (TIDB)	4.065	2.025	0.000	0.000	0.250	0.200
19.	Institutional Infrastructure, Strengthening of National Centre for Technology Transfer Phase-II	19.762	6.000	0.000	0.788	0.500	0.000
Total (NCTT)					0.788	0.750	0.200
IV. PAKISTAN COUNCIL OF SCIENTIFIC AND INDUSTRIAL RESEARCH							
20.	Establishment of Technical Training Centre in PSTC for Process Control Instrumentation and Engineering, Karachi	53.780	33.550	8.110	4.000	3.000	0.000
21.	Establishment of Technical Training Centre in PSTC for Precision Mechanical and Instrument Technology at Quetta	30.000	12.850	1.180	0.000	3.000	0.000
22.	Establishment of PCSIR, Laboratories, Quetta	55.490	21.100	1.030	0.000	4.000	0.000
23.	Balancing and Modernization of Instruments and Equipment of PCSIR Laboratories, Centres and Institute at Karachi	290.680	170.560	2.670	11.720	7.500	1.237
24.	Production of Poultry Feed with low Aflatoxin Contents, Karachi	16.330	14.720	4.410	0.100	1.000	0.850
25.	Establishment of Medicinal Botanic Centre in PCSIR Labs. Peshawar	72.510	20.200	0.100	3.000	3.500	0.000
26.	Multipurpose Ore Benefication of Pilot Plant Lahore	19.710	10.390	7.130	2.000	2.500	0.800
27.	Transmitters for the Dissemination of Pakistan Standard Time and Standard Frequency Signals.	3.940	1.290	0.100	0.100	0.500	0.000
28.	Dobby Mechanism for Small Industry.	3.880	3.610	1.360	0.020	0.100	0.100
29.	Edible Oil Seed Labs. in Pakistan	225.000	208.000	0.000	0.000	0.100	0.000
30.	R&D and Pilot Plant Studies for Appropriate Mobile Processing and Bulk Packing Technologies for Northern Areas	3.600	0.000	0.000	0.400	0.400	0.000

**CONTENTS**  
**PUBLIC SECTOR DEVELOPMENT**  
**PROGRAMME 1989-90**

Page

**A. SUMMARY TABLES**

(i) Budgetary Public Sector Development Programme . . . . .	(iii)
(ii) Federal Budgetary Public Sector Development Programme . . . . .	(v)
(iii) Broad Details by Development Sectors . . . . .	(vii)
(iv) Broad Details by Administrative Ministries/Divisions . . . . .	(xiii)

**B. PRODUCTION SECTORS**

1. Agriculture . . . . .	3
2. Subsidy on Fertilizer . . . . .	15
3. Industry . . . . .	19
4. Minerals . . . . .	25

**C. INFRASTRUCTURE SECTORS**

5. Water . . . . .	33
6. Power . . . . .	41
7. Fuels . . . . .	49
8. Transport and Communications . . . . .	57
9. Physical Planning and Housing . . . . .	73
10. Rural Roads . . . . .	87

**D. SOCIAL DEVELOPMENT &  
HUMAN RESOURCE SECTORS**

11. Education & Training . . . . .	95
12. Science and Technology . . . . .	117
13. Health and Nutrition . . . . .	129
14. Mass Media . . . . .	139
15. Culture, Sports, Tourism & Youth . . . . .	145
16. Manpower and Employment . . . . .	153
17. Women's Development Programme . . . . .	159
18. Population Welfare Programme . . . . .	175
19. Social Welfare & Special Education . . . . .	183
20. Research, Statistics and Planning . . . . .	193

**E. PUBLIC CORPORATIONS**  
*(Budgetary Development Programme)*

1. Water and Power Development Authority . . . . .	199
2. Oil and Gas Development Corporation . . . . .	207
3. Telegraph and Telephones . . . . .	211
4. Pakistan Railways . . . . .	221

**F. PUBLIC CORPORATIONS**  
*(Outside Budget)*

1. Public Sector Corporations . . . . .	225
---	-----

---

---

**PUBLIC SECTOR DEVELOPMENT  
PROGRAMME 1989-90**

**A. SUMMARY TABLES**

---

---

**(i)-(ii)**

BUDGETED PUBLIC SECTOR DEVELOPMENT PROGRAMME 1989-90

(Summary by Development Sectors)

(Million Rupees)

	Budgetary Allocations	
	Total	Foreign Aid
1	2	3
<b>A. FEDERAL GOVERNMENT</b>		
1. Agriculture	1,244.2	836.6
2. Subsidy on Fertilizer	2,100.0	0.0
3. Industry	158.6	54.2
4. Minerals	294.7	100.0
5. Water	3,154.0	1,252.6
6. Power	16,325.2	7,785.2
7. Fuels	2,492.5	1,095.2
8. Transport and Communications	6,891.9	1,761.7
9. Physical Planning & Housing	788.3	0.0
10. Rural Roads	528.8	282.0
11. Education and Training	1,971.2	72.2
12. Science and Technology	300.0	8.1
13. Health and Nutrition	855.2	309.3
14. Mass Media	277.8	0.0
15. Culture, Sports and Tourism	129.8	0.0
16. Manpower and Employment	517.1	108.7
17. Women's Development	162.5	0.0
18. Population Welfare	445.5	181.9
19. Social Welfare Programme	109.6	0.0
20. Research, Stat. & Planning	51.4	20.0
21. Special Development Programme	3,627.0	0.0
22. Peoples Programme	3,000.0	0.0
Total (Gross)	45,425.4	13,867.8
less--Operational Shortfall	2,258.4	0.0
Total (Federal)	43,167.0	13,867.8
<b>B. PROVINCIAL PROGRAMME</b>	12,833.0	350.0
Total (PSDP)	56,000.0	14,217.8

**BUDGETED FEDERAL PUBLIC SECTOR DEVELOPMENT PROGRAMME 1989-90**

(Summary by Development Sectors)

(Million Rupees)

Sl. No.	Name of the Sector	Allocation for 1989-90	
		Total PSDP	Foreign Aid
1	2	3	4
<b>A. PRODUCTION SECTORS</b>		<b>3,797.504</b>	<b>990.760</b>
1.	Agriculture	1,244.228	836.584
2.	Subsidy on Fertilizer	2,100.000	0.000
3.	Industry	158.611	54.176
4.	Minerals	294.665	100.000
<b>B. INFRASTRUCTURE SECTORS</b>		<b>30,180.703</b>	<b>12,176.734</b>
5.	Water	3,154.032	1,252.556
6.	Power	16,325.220	7,785.200
7.	Fuels	2,492.502	1,095.230
8.	Transport and Communications	6,891.912	1,761.748
9.	Physical Planning & Housing	788.291	0.000
10.	Rural Roads	528.746	282.000
<b>C. SOCIAL DEVELOPMENT AND HUMAN RESOURCES SECTORS</b>		<b>4,820.199</b>	<b>700.317</b>
11.	Education and Training	1,971.214	72.241
12.	Science and Technology	300.000	8.110
13.	Health and Nutrition	855.243	309.275
14.	Mass Media	277.840	0.000
15.	Culture, Sports and Tourism	129.810	0.000
16.	Manpower and Employment	517.110	108.725
17.	Women's Development	162.500	0.000
18.	Population Welfare	445.500	181.945
19.	Social Welfare Programme	109.579	0.000
20.	Research, Stat. & Planning	51.403	20.021
<b>D. SPECIAL DEVELOPMENT PROGRAMME</b>		<b>3,627.000</b>	<b>0.000</b>
<b>E. PEOPLE'S PROGRAMME</b>		<b>3,000.000</b>	<b>0.000</b>
<b>Total (Gross)</b>		<b>45,425.406</b>	<b>13,867.811</b>
<b>less--Operational Shortfall</b>		<b>2,258.406</b>	<b>0.000</b>
<b>Total (Net)</b>		<b>43,167.000</b>	<b>13,867.811</b>

PUBLIC SECTOR DEVELOPMENT PROGRAMME 1989-90

(Broad Detail by Development Sectors)

(Million Rupees)

Sl. No.	Name of the Sector	Allocation for 1989-90	
		Total PSDP	Foreign Aid
1	2	3	4
<b>1. AGRICULTURE</b>			
	(a) Food and Agriculture Division	470.638	365.537
	(b) Livestock Division	145.325	92.200
	(c) Agriculture Research Division	114.743	95.925
	(d) Industries Division	25.000	0.000
	(e) Ministry of Education	112.100	50.400
	(f) Interior Division	103.938	100.000
	(g) Planning and Development Div.	20.939	6.615
	(h) Statistics Division	23.000	18.000
	(i) Azad Kashmir	168.360	103.907
	(j) Northern Areas	27.110	4.000
	(k) FATA	33.075	0.000
	<b>Total (Agriculture)</b>	<b>1,244.228</b>	<b>836.584</b>
<b>2. SUBSIDY ON FERTILIZER</b>			
	(a) Food and Agriculture Division	2,100.000	0.000
	<b>Total (Subsidy on Fertilizer)</b>	<b>2,100.000</b>	<b>0.000</b>
<b>3. INDUSTRY</b>			
	(a) M/O Production	50.000	0.000
	(b) Industries Division	38.726	14.176
	(c) Commerce Division	2.700	0.000
	(d) Planning and Development Div.	41.000	40.000
	(e) Azad Kashmir	19.770	0.000
	(f) Northern Areas	1.890	0.000
	(g) FATADC	4.525	0.000
	<b>Total (Industry)</b>	<b>158.611</b>	<b>54.176</b>

(Million Rupees)

Sl. No.	Name of the Sector	Allocation for 1989-90	
		Total PSDP	Foreign Aid
1	2	3	4
<b>4. MINERALS</b>			
	(a) Ministry of Petroleum and Natural Resources	267.651	100.000
	(b) Azad Kashmir	14.230	0.000
	(c) FATADC	12.784	0.000
	<b>Total (Minerals)</b>	<b>294.665</b>	<b>100.000</b>
<b>5. WATER</b>			
	(a) M/O Water and Power	2,826.000	1,051.400
	(b) Food and Agriculture Division	208.556	198.556
	(c) Aviation Division	4.295	2.600
	(d) Defence Division	3.200	0.000
	(e) Azad Kashmir	15.810	0.000
	(f) Northern Areas	12.730	0.000
	(g) FATADC	83.441	0.000
	<b>Total (Water)</b>	<b>3,154.032</b>	<b>1,252.556</b>
<b>6. POWER</b>			
	(a) Ministry of Water and Power	15,860.000	7,785.200
	(b) P.M. Secretariat	98.000	0.000
	(c) Interior Division	0.500	0.000
	(d) Azad Kashmir	166.050	0.000
	(e) Northern Areas	113.370	0.000
	(f) FATA	87.300	0.000
	<b>Total (Power)</b>	<b>16,325.220</b>	<b>7,785.200</b>
<b>7. FUELS</b>			
	(a) M/O Petroleum and Natural Resources	2,433.402	1,049.630
	(b) Planning & Development Division	59.100	45.600
	<b>Total (Fuels)</b>	<b>2,492.502</b>	<b>1,095.230</b>

(Million Rupees)

Sl. No.	Name of the Sector	Allocation for 1989-90	
		Total PSDP	Foreign Aid
1	2	3	4
<b>8. TRANSPORT AND COMMUNICATIONS</b>			
	(a) M/O Communications	5,476.246	1,505.000
	(b) M/O Railways	778.415	255.748
	(c) Planning and Development Div.	15.000	1.000
	(d) Aviation Division	21.581	0.000
	(e) Azad Kashmir	239.410	0.000
	(f) Northern Areas	149.980	0.000
	(g) FATA	211.280	0.000
	<b>Total (Transport &amp; Commn.)</b>	<b>6,891.912</b>	<b>1,761.748</b>
<b>9. PHYSICAL PLANNING AND HOUSING</b>			
	(a) Cabinet Division	262.260	0.000
	(b) Works Division	218.774	0.000
	(c) Interior Division	67.549	0.000
	(d) M/O Foreign Affairs	30.450	0.000
	(e) M/O Religious Affairs	1.500	0.000
	(f) Environment & U. A. Division	1.900	0.000
	(g) Justice Division	4.533	0.000
	(h) Azad Kashmir	82.250	0.000
	(i) Northern Areas	31.210	0.000
	(j) FATA	64.715	0.000
	(k) FATADC	2.650	0.000
	(l) F.C Levies/Thanas	20.500	0.000
	<b>Total (Phy. Planning &amp; Housing)</b>	<b>788.291</b>	<b>0.000</b>
<b>10. RURAL ROADS</b>			
	(a) Local Govt. & Rural Dev. Div.	351.355	281.000
	(b) Interior Division	17.091	0.000
	(c) Azad Kashmir	79.120	0.000
	(d) Northern Areas	73.440	1.000
	(e) FATA	7.740	0.000
	<b>Total (Rural Roads)</b>	<b>528.746</b>	<b>282.000</b>

(Million Rupees)

		Allocation for 1989-90	
S1. No.	Name of the Sector	Total PSDP	Foreign Aid
1	2	3	4
<b>11. EDUCATION AND TRAINING</b>			
	(a) M/O Education	1,713.900	72.241
	(b) Establishment Division	12.234	0.000
	(c) Azad Kashmir	83.830	0.000
	(d) Northern Areas	38.200	0.000
	(e) FATA	123.050	0.000
	<b>Total (Education &amp; Training)</b>	<b>1,971.214</b>	<b>72.241</b>
<b>12. SCIENCE AND TECHNOLOGY</b>			
	(a) M/O Science and Technology	300.000	8.110
	<b>Total (Science &amp; Tech.)</b>	<b>300.000</b>	<b>8.110</b>
<b>13. HEALTH AND NUTRITION</b>			
	(a) Health Division	692.000	309.275
	(b) Interior Division	8.595	0.000
	(c) Planning & Development Div.	2.618	0.000
	(d) Azad Kashmir	62.870	0.000
	(e) Northern Areas	21.220	0.000
	(f) FATA	67.940	0.000
	<b>Total (Health &amp; Nutr.)</b>	<b>855.243</b>	<b>309.275</b>
<b>14. MASS MEDIA</b>			
	(a) M/O Information & Broadcasting	275.840	0.000
	(b) Planning & Dev. Division	2.000	0.000
	<b>Total (Mass Media)</b>	<b>277.840</b>	<b>0.000</b>

(Million Rupees)

Sl. No.	Name of the Sector	Allocation for 1989-90	
		Total PSDP	Foreign Aid
1	2	3	4
<b>15. CULTURE, SPORTS, TOURISM AND YOUTH</b>			
	(a) Culture, Sports & Y.A. Division	103.691	0.000
	(b) Tourism Division	26.119	0.000
	<b>Total (C,S,T &amp; Youth)</b>	<b>129.810</b>	<b>0.000</b>
<b>16. MANPOWER AND EMPLOYMENT</b>			
	(a) Manpower Division	502.160	100.000
	(b) Labour Division	8.790	2.565
	(c) Planning & Development Div.	6.160	6.160
	<b>Total (Manpower &amp; Emp.)</b>	<b>517.110</b>	<b>108.725</b>
<b>17. WOMEN'S DEVELOPMENT</b>			
	(a) Women's Division	162.500	0.000
	<b>Total (Women's Dev.)</b>	<b>162.500</b>	<b>0.000</b>
<b>18. POPULATION WELFARE PROGRAMME</b>			
	(a) Population Welfare Div.	445.500	181.945
	<b>Total (Population Welf.)</b>	<b>445.500</b>	<b>181.945</b>
<b>19. SOCIAL WELFARE</b>			
	(a) Special Education and Social Welfare Division	89.813	0.000
	(b) Establishment Division	19.766	0.000
	<b>Total (Social Welfare)</b>	<b>109.579</b>	<b>0.000</b>

(Million Rupees)


Sl. No.	Name of the Sector	Allocation for 1989-90	
		Total PSDP	Foreign Aid
1	2	3	4
20. RESEARCH, STATISTICS AND PLANNING			
	(a) Planning & Development Div.	12.215	0.000
	(b) Statistics Division	35.148	20.021
	(c) Cabinet Division	1.995	0.000
	(d) Finance Division	2.045	0.000
	Total (R.S. & P)	51.403	20.021
	Total--PSDP	38,798.406	13,867.811

## PUBLIC SECTOR DEVELOPMENT PROGRAMME 1989-90

(Summary by Agencies)

(Million Rupees)

Sl. No.	Name of the Agency	Allocation for 1989-90	
		Total PSDP	Foreign Aid
1	2	3	4
1.	Food and Agriculture Division	2,779.194	564.093
2.	Livestock Division	145.325	92.200
3.	Agriculture Research Division	114.743	95.925
4.	Planning and Development Division	159.032	99.375
5.	Ministry of Education	1,826.000	122.641
6.	Statistics Division	58.148	38.021
7.	Ministry of Interior	197.673	100.000
8.	Ministry of Production	50.000	0.000
9.	Ministry of Industries	63.726	14.176
10.	Finance Division	2.045	0.000
11.	Cabinet Division	264.255	0.000
12.	Ministry of Commerce	2.700	0.000
13.	M/o Petroleum & Natural Resources	2,701.053	1,149.630
14.	Prime Minister Secretariat	98.000	0.000
15.	Ministry of Water and Power	18,686.000	8,836.600
16.	Aviation Division	25.876	2.600
17.	Defence Division	3.200	0.000
18.	Ministry of Communications	5,476.246	1,505.000
19.	Ministry of Railways	778.415	255.748
20.	Works Division	218.774	0.000
21.	Ministry of Foreign Affairs	30.450	0.000
22.	Ministry of Religious Affairs	1.500	0.000
23.	Environment & Urban Affairs Div.	1.900	0.000
24.	Justice & Parliamentary Aff. Div.	4.533	0.000
25.	M/o Information and Broadcasting	275.840	0.000
26.	Local Government and R.D. Div.	351.355	281.000
27.	Ministry of Science and Technology	300.000	8.110
28.	Establishment Division	32.000	0.000
29.	Health Division	692.000	309.275
30.	Culture, Sports and Y. A. Division	103.691	0.000
31.	Tourism Division	26.119	0.000
32.	Manpower Division	502.160	100.000
33.	Labour Division	8.790	2.565
34.	Women's Division	162.500	0.000
35.	Population Welfare Division	445.500	181.945
36.	Special Educ. & Social Welfare Div.	89.813	0.000
37.	Finance Division		
38.	Kashmir Aff. & Northern Aff. Div.	1,400.850	108.907
39.	States & Frontier Regions Div.	719.000	0.000
Total		38,798.406	13,867.811



PUBLIC SECTOR DEVELOPMENT PROGRAMME 1989-90  
(Broad Detail by Administrative Agencies)

(Million Rupees)

Sl. No.	Name of the Agency	Allocation for 1989-90	
		Total PSDP	Foreign Aid
1	2	3	4
<b>1. FOOD AND AGRICULTURE DIV.</b>			
	(a) Agriculture	470.638	365.537
	(b) Subsidy on Fertilizer	2,100.000	0.000
	(c) Water	208.556	198.556
	Total (F & Agri. Div.)	2,779.194	564.093
<b>2. LIVESTOCK DIVISION</b>			
	(a) Agriculture	145.325	92.200
	Total (Livestock Div.)	145.325	92.200
<b>3. AGRICULTURE RESEARCH DIVISION</b>			
	(a) Agriculture	114.743	95.925
	Total (A.R. Div.)	114.743	95.925
<b>4. PLANNING &amp; DEVELOPMENT DIVISION</b>			
	(a) Agriculture	20.939	6.615
	(b) Industry	41.000	40.000
	(c) Minerals	0.000	0.000
	(d) Fuels	59.100	45.600
	(e) Transport & Communications	15.000	1.000
	(f) Mass Media	2.000	0.000
	(g) Health & Nutrition	2.618	0.000
	(h) Manpower & Employment	6.160	6.160
	(i) Research, Statistics & Plng.	12.215	0.000
	Total (Planning Div.)	159.032	99.375

(Million Rupees)

Sl. No.	Name of the Sector	Allocation for 1989-90	
		Total PSDP	Foreign Aid
1	2	3	4
<b>5. MINISTRY OF EDUCATION</b>			
	(a) Agriculture	112.100	50.400
	(b) Education	1,713.900	72.241
	<b>Total (M/o Education)</b>	<b>1,826.000</b>	<b>122.641</b>
<b>6. STATISTICS DIVISION</b>			
	(a) Agriculture	23.000	18.000
	(b) Research, Stat. & Planning	35.148	20.021
	<b>Total (Statistics Div.)</b>	<b>58.148</b>	<b>38.021</b>
<b>7. MINISTRY OF INTERIOR</b>			
	(a) Agriculture	103.938	100.000
	(b) Power	0.500	0.000
	(c) Physical Planning & Housing	67.549	0.000
	(d) Rural Roads	17.091	0.000
	(e) Health & Nutrition	8.595	0.000
	<b>Total (Ministry Interior)</b>	<b>197.673</b>	<b>100.000</b>
<b>8. MINISTRY OF PRODUCTION</b>			
	(a) Industry	50.000	0.000
	<b>Total (Ministry Production)</b>	<b>50.000</b>	<b>0.000</b>
<b>9. MINISTRY OF INDUSTRIES</b>			
	(a) Agriculture	25.000	0.000
	(b) Industry	38.726	14.176
	<b>Total (Ministry Industries)</b>	<b>63.726</b>	<b>14.176</b>

(Million Rupees)

Sl. No.	Name of the Agency	Allocation for 1989-90	
		Total PSDP	Foreign Aid
1	2	3	4
-----			
10. FINANCE DIVISION			
	(a) Research, Statistics & Planning	2.045	0.000
	Total (Finance Div.)	2.045	0.000
-----			
11. CABINET DIVISION			
	(b) Physical Planning & Housing	262.260	0.000
	(c) Research, Statistics & Planning	1.995	0.000
	Total (Cabinet Div.)	264.255	0.000
-----			
12. MINISTRY OF COMMERCE			
	(a) Industry	2.700	0.000
	Total (Ministry Commerce)	2.700	0.000
-----			
13. M/o PETROLEUM & NATURAL RESOURCES			
	(a) Minerals	267.651	100.000
	(b) Fuels	2,433.402	1,049.630
	Total (M/o Petroleum & N.R.)	2,701.053	1,149.630
-----			
14. PRIME MINISTER SECRETARIAT			
	(a) Power	98.000	0.000
	Total (P.M. Sectt:)	98.000	0.000
-----			

(Million Rupees)

Sl. No.	Name of the Agency	Allocation for 1989-90	
		Total PSDP	Foreign Aid
1	2	3	4
<b>15. MINISTRY OF WATER &amp; POWER</b>			
	(a) Water	2,826.000	1,051.400
	(b) Power	15,860.000	7,785.200
	<b>Total (M/o Water &amp; Power)</b>	<b>18,686.000</b>	<b>8,836.600</b>
<b>16. AVIATION DIVISION</b>			
	(a) Water	4.295	2.600
	(b) Transport & Communications	21.581	0.000
	<b>Total (Aviation Div.)</b>	<b>25.876</b>	<b>2.600</b>
<b>17. DEFENCE DIVISION</b>			
	(a) Water	3.200	0.000
	<b>Total (Defence Div.)</b>	<b>3.200</b>	<b>0.000</b>
<b>18. MINISTRY OF COMMUNICATIONS</b>			
	(a) Transport and Communications	5,476.246	1,505.000
	<b>Total (M/o Communications)</b>	<b>5,476.246</b>	<b>1,505.000</b>
<b>19. MINISTRY OF RAILWAYS</b>			
	(a) Transport and Communications	778.415	255.748
	<b>Total (M/o Railways)</b>	<b>778.415</b>	<b>255.748</b>
<b>20. WORKS DIVISION</b>			
	(a) Physical Planning & Housing	218.774	0.000
	<b>Total (Works Div.)</b>	<b>218.774</b>	<b>0.000</b>

(Million Rupees)

Sl. No.	Name of the Agency	Allocation for 1989-90	
		Total PSDP	Foreign Aid
1	2	3	4
-----			
21.	MINISTRY OF FOREIGN AFFAIRS		
	(a) Physical Planning & Housing	30.450	0.000
	Total (M/o Foreign Affairs)	30.450	0.000
-----			
22.	MINISTRY OF RELIGIOUS AFFAIRS		
	(a) Physical Planning & Housing	1.500	0.000
	Total (M/o Religious Affairs)	1.500	0.000
-----			
23.	ENVIORNMENT & URBAN AFFAIRS DIV.		
	(a) Physical Planning & Housing	1.900	0.000
	Total (E & U.A. Div.)	1.900	0.000
-----			
24.	JUSTICE & P.A. DIVISION		
	(a) Physical Planning & Housing	4.533	0.000
	Total (J & PA Div.)	4.533	0.000
-----			
25.	MINISTRY OF INFORMATION & BROADCASTING		
	(a) Mass Media	275.840	0.000
	Total (M/o Inf. & Broadcasting)	275.840	0.000
-----			
26.	LOCAL GOVERNMENT AND RURAL DEVELOPMENT DIVISION		
	(a) Rural Roads	351.355	281.000
	Total (M/o LG&RD)	351.355	281.000
-----			

(Million Rupees)

Sl. No.	Name of the Agency	Allocation for 1989-90	
		Total PSDP	Foreign Aid
1	2	3	4
<b>27. MINISTRY OF SCIENCE AND TECHNOLOGY</b>			
	(a) Science & Technology	300.000	8.110
	<b>Total (M/o Science &amp; Tech.)</b>	<b>300.000</b>	<b>8.110</b>
<b>28. ESTABLISHMENT DIVISION</b>			
	(a) Education & Training	12.234	0.000
	(b) Social Welfare	19.766	0.000
	<b>Total (Establishment Div.)</b>	<b>32.000</b>	<b>0.000</b>
<b>29. HEALTH DIVISION</b>			
	(a) Health & Nutrition	692.000	309.275
	<b>Total (Health Div.)</b>	<b>692.000</b>	<b>309.275</b>
<b>30. CULTURE, SPORTS &amp; YOUTH AFFAIRS DIV.</b>			
	(a) Culture, Sports, Tourism & Youth	103.691	0.000
	<b>Total (C.S. &amp; Y.A. Div.)</b>	<b>103.691</b>	<b>0.000</b>
<b>31. TOURISM DIVISION</b>			
	(a) Culture, Sports, Tourism & Youth	26.119	0.000
	<b>Total (Tourism Div.)</b>	<b>26.119</b>	<b>0.000</b>
<b>32. MANPOWER DIVISION</b>			
	(a) Manpower & Employment	502.160	100.000
	<b>Total (Manpower Div.)</b>	<b>502.160</b>	<b>100.000</b>


		Allocation for 1989-90	
Sl. No.	Name of the Agency	Total PSDP	Foreign Aid
1	2	3	4
<b>33. LABOUR DIVISION</b>			
	(a) Manpower & Employment	8.790	2.565
	<b>Total (Labour Div.)</b>	<b>8.790</b>	<b>2.565</b>
<b>34. WOMEN'S DIVISION</b>			
	(a) Women's Development	162.500	0.000
	<b>Total (Women's Div.)</b>	<b>162.500</b>	<b>0.000</b>
<b>35. POPULATION WELFARE DIVISION</b>			
	(a) Population Welfare	445.500	181.945
	<b>Total (Population Welf.Div.)</b>	<b>445.500</b>	<b>181.945</b>
<b>36. SPL. EDUC. &amp; S.W. DIVISION</b>			
	(a) Social Welfare	89.813	0.000
	<b>Total (S.E. &amp; S.W.Div.)</b>	<b>89.813</b>	<b>0.000</b>
<b>37. KASHMIR AFFAIRS AND NORTHERN AFFAIRS DIVISION</b>			
	<b>(i) AZAD KASHMIR</b>		
	(a) Agriculture	168.360	103.907
	(b) Industry	19.770	0.000
	(c) Minerals	14.230	0.000
	(d) Water	15.810	0.000
	(e) Power	166.050	0.000
	(f) Transport & Communications	239.410	0.000
	(g) Physical Planning & Housing	82.250	0.000
	(h) Rural Roads	79.120	0.000
	(i) Education	83.830	0.000
	(j) Health	62.870	0.000
	<b>Total (Azad Kashmir)</b>	<b>931.700</b>	<b>103.907</b>

(Million Rupees)

Sl. No.	Name of the Agency	Allocation for 1989-90	
		Total PSDP	Foreign Aid
1	2	3	4
<b>(ii) NORTHERN AREAS</b>			
	(a) Agriculture	27.110	4.000
	(b) Industry	1.890	0.000
	(c) Minerals	0.000	0.000
	(d) Water	12.730	0.000
	(e) Power	113.370	0.000
	(f) Transport & Communications	149.980	0.000
	(g) Physical Planning & Housing	31.210	0.000
	(h) Rural Roads	73.440	1.000
	(i) Education	38.200	0.000
	(j) Health	21.220	0.000
	<b>Total (Northern Areas)</b>	<b>469.150</b>	<b>5.000</b>
	<b>Total (KA &amp; NA Div.)</b>	<b>1,400.850</b>	<b>108.907</b>
<b>38. STATES &amp; FRONTIER REGIONS DIVISION</b>			
<b>(i) FEDERALLY ADMINISTERED TRIBAL AREAS (FATA)</b>			
	(a) Agriculture	33.075	0.000
	(b) Power	87.300	0.000
	(c) Transport & Communications	211.280	0.000
	(d) Physical Planning & Housing	64.715	0.000
	(e) Rural Roads	7.740	0.000
	(f) Education	123.050	0.000
	(g) Health	67.940	0.000
	<b>Total (FATA)</b>	<b>595.100</b>	<b>0.000</b>
<b>(ii) FEDERALLY ADMINISTERED TRIBAL AREAS DEVELOPMENT CORPORATION (FATADC)</b>			
	(a) Industry	4.525	0.000
	(b) Minerals	12.784	0.000
	(c) Water	83.441	0.000
	(d) Physical Planning & Housing	2.650	0.000
	<b>Total (FATADC)</b>	<b>103.400</b>	<b>0.000</b>

(Million Rupees)

Sl. No.	Name of the Agency	Allocation for 1989-90	
		Total PSDP	Foreign Aid
1	2	3	4
<hr style="border-top: 1px dashed black;"/>			
	(iii) FRONTIER CONSTABULARIES, LEVIES AND THANAS		
	(a) Physical Planning & Housing	20.500	0.000
	Total (S & FR Division)	719.000	0.000
	Total--PSDP	38,798.406	13,867.811



---


---

**B. PRODUCTION SECTORS**

---

---

(1-2)



---


---

**AGRICULTURE**

---

---


(3-4)



AGRICULTURE  
(Summary)

(Million Rs.)

Sl. No.	Sub-sector	Total PSDP	Foreign Aid
1	2	3	4
1.	Storages	105.864	65.400
2.	Agriculture Extension	242.713	242.213
3.	Oilseed Maximisation	105.000	49.000
4.	Agriculture Research	143.912	116.337
5.	Agriculture Economics and Statistics	37.366	31.566
6.	Improved Seeds	3.291	1.340
7.	Soil and Fertilizers	13.548	6.615
8.	Agriculture Marketing	4.366	4.266
9.	Forestry	92.160	67.254
10.	Watershed Management	2.790	2.086
11.	Wildlife	3.310	0.000
12.	Fisheries	140.002	92.200
13.	Animal Husbandry	8.212	0.000
14.	Agri. Mechanization	1.049	0.000
15.	Agriculture Education	112.100	50.400
16.	Special Areas	228.545	107.907
Total (Agriculture)		1,244.228	836.584



## AGRICULTURE

(Million Rupees)

Sl. No.	Name, Location and status of the Scheme	Total Cost	F. Aid	Estimated Expenditure upto June 1988	Revised Expenditure for 1988-89	Allocation for 1989-90	
						Total PSDP	Foreign Aid
1	2	3	4	5	6	7	8
<b>A. FOOD AND AGRICULTURE DIVISION</b>							
<b>I. STORAGES</b>							
1.	Post Harvest Management (USAID) Food Security Management project	203.310	44.155	29.980	26.953	51.000	40.800
2.	Pakistan Grain Storage Project Additional Work Credit	78.220	32.190	8.139	29.237	41.000	24.600
Total (Storages)					56.190	92.000	65.400
<b>II. AGRICULTURE EXTENSION</b>							
<b>PCCC</b>							
3.	Cotton Development Project Punjab	58.908	58.908	1.000	13.075	8.959	8.959
4.	Cotton Development Project, Sind	59.554	59.554	1.000	11.400	11.140	11.140
5.	Cotton Standards Institute, PCCC Karachi	132.817	51.552	24.476	15.191	16.000	15.500
6.	Punjab extension and Agriculture Development Project Phase-II	461.964	124.625	54.460	114.000	72.214	72.214
7.	Sind Agriculture Extension and Adaptive Research Project	260.127	78.734	34.140	47.500	34.400	34.400
Total (Agriculture Extension)					201.166	142.713	142.213
<b>III. OILSEED MAXIMISATION</b>							
8.	National Oilseed Development Project	1,540.959	143.107	0.000	0.000	80.000	49.000
Total (Oilseed Maximisation)					0.000	80.000	49.000
<b>IV. AGRICULTURE RESEARCH</b>							
9.	Strengthening of Research Capabilities of PCCC's institutes (Karachi, Sakrand and Multan)	70.792	30.599	35.874	11.506	7.493	0.000
10.	Pakistan Cotton Development Project, PCCC, Karachi (ADB Assisted)	121.697	77.384	27.504	20.097	21.676	20.412
Total (Agriculture Research)					31.603	29.169	20.412
<b>V. AGRICULTURE ECONOMICS AND STATISTICS</b>							
11.	Food Security Management Project, Economic & Policy Analysis	151.045	64.890	70.337	24.035	10.800	10.000

## AGRICULTURE

(Million Rupees)

Sl. No.	Name, Location and status of the Scheme	Total Cost	F. Aid	Estimated Expenditure upto June 1988	Revised Expenditure for 1988-89	Allocation for 1989-90	
						Total PSDP	Foreign Aid
1	2	3	4	5	6	7	8
12.	Development of Management Information System.	9.983	9.983	0.000	0.000	3.566	3.566
Total (Agri. Economics & Stat)					24.035	14.366	13.566
VI. IMPROVED SEEDS							
13.	Extension of Quality Control Cover to Vegetables and to Pre-basic Stocks of all the Crops at the Research Institute (Phase-II)	8.868	2.048	3.864	1.066	1.291	0.000
14.	Establishment of a Seed Potato Health Laboratory and Quality Control System at Sahiwal.	10.339	6.992	0.000	0.000	2.000	1.340
Total (Improved Seeds)					1.066	3.291	1.340
VII. SOILS AND FERTILIZERS							
15.	Transfer of Soil Technology to Agriculture Deptt. (Phase-II) Lahore	4.216	0.000	4.263	1.520	1.473	0.000
16.	Procurement and Distribution of Gypsum for Improvement of Saline Sodic Soils in Punjab, Sind and NWFP	63.000	0.000	3.633	0.073	5.000	0.000
Total (Soils and Fertilizers)					1.593	6.473	0.000
VIII. AGRICULTURE MARKETING							
17.	Fruit and Vegetable Marketing & Storage Development Project. (Including Adm. & Monitoring Cell, Marketing Information System Imp. & Quality Standard System.)	28.092	15.524	0.000	0.000	4.366	4.266
Total (Agri. Marketing)					0.000	4.366	4.266
IX. FORESTRY							
18.	Forestry Planning and Development Project, Islamabad	536.000	358.000	44.503	65.440	71.700	60.000
19.	Development of Training and Research Facilities in Forest Products, Logging & Management, PFI, Peshawar	33.849	20.383	23.644	9.373	11.997	4.604
20.	Development of Sericulture PFI Peshawar	18.070	10.920	15.557	1.000	1.513	0.000
21.	Silkseed Production in PFI, Peshawar	9.853	6.188	0.831	1.500	3.000	2.000
22.	Development of Forestry Education and Training in PFI, Peshawar	13.921	0.000	6.115	0.000	1.000	0.000

## AGRICULTURE

(Million Rupees)							
Sl. No.	Name, Location and status of the Scheme	Total Cost	F. Aid	Estimated Expenditure upto June 1988	Revised Expenditure for 1988-89	Allocation for 1989-90	
						Total PSDP	Foreign Aid
1	2	3	4	5	6	7	8
23.	Const. of Residential Accomodation at PFI, Peshawar	13.053	0.090	11.574	0.500	0.000	0.000
24.	Special Purpose Afforestation in Azad Kashmir	15.912	0.000	2.707	0.253	0.500	0.000
25.	Special Purpose Roadside Afforestation in Sind	14.520	0.000	5.855	0.506	0.700	0.000
26.	Land Scaping and Afforestation of PAF Base Mirpur Khas	3.180	0.000	1.484	0.253	0.400	0.000
27.	Raising of Plantation in Pishin and Gulistan, Baluchistan	3.059	0.000	1.706	0.253	0.300	0.000
28.	Paulownia Research in Pakistan, PFI, Peshawar (Kohistan, Mansehra, Changa Manga and Peshawar).	2.072	1.950	0.000	0.721	0.650	0.650
29.	National Wood Resources Inventory Phase-I	4.488	0.000	0.000	0.338	0.400	0.000
Total (Forestry)					80.137	92.160	67.254
<b>X. WATERSHED MANAGEMENT</b>							
30.	Development of Watershed Management Research and Education at PFI, Peshawar	33.758	27.399	28.465	3.280	2.790	2.086
Total (Watershed Management)					3.280	2.790	2.086
<b>XI. WILDLIFE</b>							
31.	Public Education in Nature and Natural Resources Conservation with Emphasis on Wildlife and its Habitats, Islamabad	3.000	1.815	0.001	0.522	0.500	0.000
32.	Survey & Study of the Fauna of Arid Zone of Pakistan, Multan	5.099	0.000	2.128	0.379	0.500	0.000
33.	Survey and Study of the Fauna of Mountainous Regions of Pakistan, Peshawar	5.543	0.000	2.432	0.422	0.500	0.000
34.	Survey and Study of the Fauna of Palaectric Region of Pakistan, Quetta	3.330	0.000	0.635	0.379	0.400	0.000
35.	Houbara Bustard Research and Management Karachi, Sind	1.000	0.000	0.433	0.190	0.250	0.000
36.	Zoo-Cum-Botanical Garden at Islamabad.	1.954	0.000	1.605	0.139	0.210	0.000
37.	Improvement / Development of Wildlife and its Habitats in Khunjrab National Park, N.Areas	0.550	0.000	0.000	0.119	0.100	0.000
38.	Conservation of Wildlife in Shigar Areas of N.Areas	4.993	0.000	0.000	0.380	0.400	0.000

## AGRICULTURE

(Million Rupees)

Sl. No.	Name, Location and status of the Scheme	Total Cost	F. Aid	Estimated Expenditure upto June 1988	Revised Expenditure for 1988-89	Allocation for 1989-90	
						Total PSDP	Foreign Aid
1	2	3	4	5	6	7	8
39.	Inventory of Wildlife Resources of Sind with Special Emphasis on the Present Day Survival Status of Threatend Species	1.755	0.000	0.000	0.439	0.450	0.000
Total (Wildlife)					2.969	3.310	0.000
Total (M/O Food & Agri.)					402.039	470.638	365.537
<b>B. LIVESTOCK DIVISION</b>							
<b>I. FISHERIES</b>							
40.	Korangi Fisheries Harbour Project Korangi Creek Karachi	428.949	258.125	31.989	107.997	123.000	80.000
41.	Fisheries Training Centre, Karachi.	50.320	44.600	3.155	8.439	12.000	8.000
42.	Marine Fisheries Development Project.	32.947	21.667	32.858	2.500	0.000	0.000
43.	Development of Fish Marketing and Utilization (UNDP)	8.272	7.773	0.000	0.000	4.200	4.200
Total (Fisheries)					118.936	139.200	92.200
<b>II. ANIMAL HUSBANDRY</b>							
44.	Strengthening of Animal Quarantine Department Karachi	15.121	0.000	7.946	2.944	4.230	0.000
45.	Establishment of Animal Quarantine Station, Quetta	3.788	0.000	2.041	1.194	0.656	0.000
46.	Establishment of Animal Quarantine Station, Islamabad	4.518	0.000	1.740	0.936	0.861	0.000
47.	Establishment of Animal Quarantine Station, at Multan	2.270	0.000	0.000	0.378	0.378	0.000
Total (Animal Husbandry)					5.452	6.125	0.000
Total (Livestock Division)					124.388	145.325	92.200
<b>C. AGRICULTURE RESEARCH DIVISION</b>							
<b>I. Agriculture Research</b>							
48.	Management of Agriculture Research and Technology (USAID)	447.000	432.250	120.435	83.470	70.000	68.000
49.	Crop Maximization Programme for Improving Productivity of Wheat, Rice Maize and Groundnut, (Italian Govt.)	164.513	130.000	153.790	0.248	0.348	0.000
50.	Southern Zone Agricultural Research Centre in Sind (Sujawal)	25.422	0.000	1.903	4.000	1.000	0.000
51.	Barani (Rainfed) Agriculture Research and Development Project(CIDA)	183.282	140.595	142.467	23.307	20.000	15.000

## AGRICULTURE

(Million Rupees)							
Sl. No.	Name, Location and status of the Scheme	Total Cost	F. Aid	Estimated Expenditure upto June 1988	Revised Expenditure for 1988-89	Allocation for 1989-90	
						Total PSDP	Foreign Aid
1	2	3	4	5	6	7	8
52.	Coopt. Res. Programme for Productivity Improvement and Marketing of Potatoes in Pakistan (Phase-II) (Swiss Govt.)	19.000	12.500	1.508	3.607	3.600	2.600
53.	Coordinated Research Project on Imp. of Sheep & Wool in Pakistan ( Australian Government)	75.358	42.668	2.169	0.619	0.700	0.000
54.	Soybean Research & Development Project (IDRC)	3.380	3.380	0.549	1.472	0.400	0.400
55.	PL 480 Projects	90.849	90.849	87.340	7.183	3.500	0.000
56.	Italian Tech. Assist. for Cultivation of Fruits, Vegetables and Olives	70.357	51.813	2.611	9.418	8.610	5.000
57.	National Chickpea Improvement Phase-II.	7.272	5.963	0.000	2.059	2.000	1.500
58.	Pak-German Beekeeping Project ( German Govt.) Phase-II.	6.395	3.167	1.007	0.339	0.855	0.855
59.	National AGRIS. Centre	4.970	1.980	0.000	1.023	0.200	0.000
60.	Reduction of Post harvest Food Losses Farm Level Technology Development and Transfer.	9.960	6.358	0.000	0.453	0.500	0.500
61.	National Research Programme on Weed control	9.912	0.000	0.000	0.562	0.560	0.000
62.	Influence of Environmental Stress on Reproductive Physiology of Selected Crops	6.387	3.827	0.000	0.261	0.570	0.570
63.	Strengthening of National Herbarium	5.609	2.871	0.000	0.082	0.400	0.000
64.	Establishment of Embryo Transfer Labs.	10.429	6.807	0.000	0.335	1.500	1.500
Total (Agri. Res. Div.)					138.438	114.743	95.925
<b>D. INDUSTRIES DIVISION</b>							
(i) Oilseed Maximisation							
65.	Oilseed Development Project	69.190	11.942	44.356	21.269	25.000	0.000
Total (Industries Division)					21.269	25.000	0.000
<b>E. EDUCATION DIVISION</b>							
(i) Faisalabad Agri. University							
66.	Improvement of Facilities at University of Agriculture Faisalabad	49.958	0.000	0.000	0.000	8.000	0.000
67.	Bilateral Collaboration Between Agri. University Faisalabad and Bangor	9.000	9.000	1.800	1.710	0.200	0.200

## AGRICULTURE

Sl. No.	Name, Location and status of the Scheme	Total Cost	F. Aid	Estimated Expenditure upto June 1988	Revised Expenditure for 1988-89	(Million Rupees)	
						Allocation for 1989-90	
						Total PSDP	Foreign Aid
1	2	3	4	5	6	7	8
68.	Water Management Research and training programme for rural development Phase-II	8.800	0.000	1.287	1.000	4.000	0.000
69.	Special Repairs Renovation of Hostels Water Proofing of Roofs and Resurfacing of Roads at Faisalabad	3.697	0.000	1.732	1.390	1.500	0.000
	(ii) NWFP Agri. University						
70.	Transformation and Integration of Prov. Agri. network to NWFP Agri. University	637.572	458.861	281.666	91.174	80.000	50.000
	(iii) Sind Agri. University						
71.	Estt. of Sind Agriculture University Tandojam	199.642	30.414	171.970	3.521	13.000	0.000
72.	Bilateral link between Sind Agriculture University Tandojam and University College North wales Bangor UK	9.996	9.996	1.999	1.900	0.200	0.200
	(iv) B.Z. University, Multan						
73.	College of Agriculture at Bahauddin Zakria University, Multan (Phase-I)	87.889	8.200	0.000	4.220	5.200	0.000
	Total (Education Division)				104.915	112.100	50.400
F. INTERIOR DIVISION							
I. Agriculture Extension							
74.	Gadoon Amazai Area Development Project, Topi.	273.459	256.000	144.831	60.945	67.683	67.683
75.	Dir District Development Project Timergara	310.342	282.947	104.603	48.952	32.317	32.317
	Total (Agriculture Extension)				109.897	100.000	100.000
II. ICT Programme							
(i) Animal Husbandry							
76.	Expansion and Imp. of Vety. Hospitals ( Bhara Kau & Rawat ) Construction of Building	3.355	0.000	0.000	0.633	1.000	0.000
77.	Eradication of Parasites of Sheep and Goats in ICT	0.260	0.000	0.000	0.076	0.184	0.000

## AGRICULTURE

(Million Rupees)

Sl. No.	Name, Location and status of the Scheme	Total Cost	F. Aid	Estimated Expenditure upto June 1988	Revised Expenditure for 1988-89	Allocation for 1989-90	
						Total PSDP	Foreign Aid
1	2	3	4	5	6	7	8
78.	Establishment of Vety. Diagnostic Lab. in Islamabad District	2.059	0.000	0.000	0.397	0.500	0.000
79.	Establishment of Artificial Insemination Facility in the R. Areas of Islamabad.	1.224	0.000	0.000	0.321	0.403	0.000
Total (Animal Husbandry)					1.427	2.087	0.000
(ii) Fisheries							
80.	Fish Culture in Simly Dam	1.298	0.000	0.544	0.473	0.281	0.000
81.	Establishment of Fish Seeds production Farm for Expansion of Fish Culture Activities in Small / Mini Dams.	5.000	0.000	0.000	0.784	0.521	0.000
Total (Fisheries)					1.257	0.802	0.000
(iii) Mechanization							
82.	Replacement / Purchase of Agriculture Machinery and Equipment in ICT	1.275	0.000	0.000	1.026	0.249	0.000
83.	Lift Irrigation in ICT.	4.127	0.000	0.000	0.175	0.800	0.000
Total (Mechanization)					1.201	1.049	0.000
Total (ICT)					3.885	3.938	0.000
Total (Interior Division)					113.782	103.938	100.000
G. PLANNING AND DEVELOPMENT DIVISION							
(i) Soils & Fertilizer							
84.	National Fertilizer Development Centre (Phase-II), Islamabad	38.654	37.088	19.642	9.344	7.075	6.615
(ii) Govt. Storages							
85.	Payment of Liabilities of ongoing Project wheat storage godown NLC	195.271	0.000	164.000	12.532	13.864	0.000
Total (Planning Division)					21.876	20.939	6.615
H. STATISTICS DIVISION							
(i) Agriculture Economics & Statistics							
86.	Agricultural Data Collection (ADC) Component of Food Security Management Project Islamabad	118.421	0.000	52.656	26.520	23.000	18.000
Total (Statistics Division)					26.520	23.000	18.000
I. KA & NA DIVISION							
(i) Azad Kashmir				0.000	0.000	168.360	103.907
(ii) Northern Areas				0.000	0.000	27.110	4.000
Total (KA & NA Division)					0.000	195.470	107.907

## AGRICULTURE

(Million Rupees)

Sl. No.	Name, Location and status of the Scheme	Total Cost	F. Aid	Estimated Expenditure upto June 1988	Revised Expenditure for 1988-89	Allocation for 1989-90	
						Total PSDP	Foreign Aid
1	2	3	4	5	6	7	8
J. S & FR DIVISION							
	(1) FATA			0.000	0.000	33.075	0.000
						0.000	0.000
						33.075	0.000
						953.227	836.584
						1,244.228	

---


---

**SUBSIDY ON FERTILIZER**

---

---


(15-16)



## FERTILIZER SUBSIDY

(Million Rupees)

Sl. No.	Name, Location and status of the Scheme	Total Cost	F. Aid	Estimated Expenditure upto June 1988	Revised Expenditure for 1988-89	Allocation for 1989-90	
						Total PSDF	Foreign Aid
1	2	3	4	5	6	7	8
A. FOOD AND AGRICULTURE DIVISION							
1.	Subsidy on distribution of fertilizer	0.000	0.000	18391.556	1966.956	2100.000	0.000
Total (Fertilizer Subsidy)				18391.556	1966.956	2100.000	0.000



---


---

**INDUSTRY**

---

---


(19-20)



INDUSTRY  
(Summary)

(Million Rs.)

Sl. No.	Sub-sector	Total PSDP	Foreign Aid
1	2	3	4
1.	National Fertilizer Corporation	50.000	0.000
2.	Technical Training Projects in Industrial Development	19.726	14.176
3.	Utility Stores Corporation	19.000	0.000
4.	Foreign Trade Institute	2.700	0.000
5.	Technical Asssitance Credit	41.000	40.000
6.	Special Areas	26.185	0.000
Total (Industry)		158.611	54.176



## INDUSTRY

(Million Rupees)

Sl. No.	Name, Location and status of the Scheme	Total Cost	F. Aid	Estimated Expenditure upto June 1988	Revised Expenditure for 1988-89	Allocation for 1989-90	
						Total PSDP	Foreign Aid
1	2	3	4	5	6	7	8
<b>A. PRODUCTION DIVISION</b>							
N.F.C.							
1.	Hazara Phosphate Fertilizers (PVT) Ltd.	270.000	57.961	137.073	24.883	50.000	0.000
2.	PAFL (BMR) Daudkhel, Punjab	3364.380	1969.485	0.000	71.601	0.000	0.000
3.	Fertilizer Modernization & Rehabilitation (BMR) Mirpur Matheloo, Sind	758.000	554.000	0.000	84.000	0.000	0.000
Total (Production Division)					180.484	50.000	0.000
<b>B. INDUSTRIES DIVISION</b>							
4.	Export Processing Zones Authority, Karachi	365.000	65.700	336.742	14.317	0.010	0.000
5.	Modernisation of CTL, Karachi, Lahore	29.850	23.200	0.910	0.250	8.000	6.000
6.	Pakistan Textile Crafts Development Organisation Islamabad	4.860	0.000	1.400	0.348	0.000	0.000
7.	Crafts Collection Centre	0.362	0.000	0.362	0.040	0.000	0.000
8.	Improvement of Policy Planning and Development Cell	1.238	1.238	0.693	0.693	0.545	0.545
9.	Establishment and Operation of Pilot Facility for Investment casting to provide assistance to local industry	3.080	2.240	0.000	0.300	1.508	1.328
10.	Strengthening of patent system including establishment of patent information services	3.114	2.232	0.000	2.204	0.910	0.550
11.	Facility-cum-Training Centre, Kasur	9.738	7.250	0.000	0.371	1.000	0.000
12.	Assistance in the Production of Heat Treatable Steels for Automobile Agricultural Component (MIRDC)	9.932	6.952	0.000	0.300	3.000	2.000
13.	Hides and Skins improvement Scheme (LIDC)	9.870	7.270	0.000	1.000	2.500	1.500
14.	Acquiring Technology of Latest Machines and Processes to modernize services of TIRDC	3.904	3.075	0.000	0.000	2.253	2.253
15.	Construction of Warehouse and Offices at Islamabad, Karachi and Peshawar.	0.000	0.000	0.000	1.348	0.000	0.000
16.	Future Expansion and Modernisation of Utility Stores Corporation of Pakistan (PVT) Throughout the Country	0.000	0.000	0.000	0.000	19.000	0.000
Total (Industries Div.)					21.171	38.726	14.176

## INDUSTRY

						(Million Rupees)	
Sl. No.	Name, Location and status of the Scheme	Total Cost	F. Aid	Estimated Expenditure upto June 1988	Revised Expenditure for 1988-89	Allocation for 1989-90	
						Total PSDP	Foreign Aid
1	2	3	4	5	6	7	8
<b>C. COMMERCE DIVISION</b>							
17.	Foreign Trade Institute	9.078	0.000	0.600	2.600	2.700	0.000
Total (Commerce Div.)					2.600	2.700	0.000
<b>D. PLANNING AND DEVELOPMENT DIVISION</b>							
18.	Technical Assistance Credit Cell (TAC-II)	121.700	121.700	100.800	21.000	0.000	0.000
19.	Technical Assistance Credit Cell (TAC-III)	118.000	118.000	32.620	30.000	41.000	40.000
Total (Planning Div.)					51.000	41.000	40.000
<b>E. KASHMIR AFFAIRS &amp; NORTHERN AFFAIRS DIVISION</b>							
	i) Azad Kashmir	0.000	0.000	0.000	19.800	19.770	0.000
	ii) Northern Areas	0.000	0.000	0.000	1.900	1.890	0.000
Total (KA & NA Div. )					21.700	21.660	0.000
<b>F. STATES &amp; FR DIVISION</b>							
	(i) FATA/DC	0.000	0.000	0.000	4.500	4.525	0.000
Total (S & FR Div.)					4.500	4.525	0.000
Total (Industry)					281.455	158.611	54.176

---


---

**MINERALS**

---

---


(25-26)



MINERALS  
(Summary)

(Million Rs.)

Sl. No.	Sub-sector	Total PSDP	Foreign Aid
1	2	3	4
1.	Geological Survey of Pakistan	5.651	0.000
2.	Resources Development Corporation (Saindak Integrated Project)	262.000	100.000
3.	Special Areas	27.014	0.000
	Total (Minerals)	294.665	100.000



## SCIENCE AND TECHNOLOGY

(Million Rupees)							
Sl. No.	Name, Location and status of the Scheme	Total Cost	F. Aid	Estimated Expenditure upto June 1988	Revised Expenditure for 1988-89	Allocation for 1989-90	
						Total PSDP	Foreign Aid
1	2	3	4	5	5	7	8
31.	Studies on new Isoquinoline Alkaloids-Search for Antineoplastic Agents Phase-II	3.880	3.880	0.000	0.400	0.400	0.250
32.	Production of Dyes on Semi-Commercial Scale through technical know-how developed by the PCSIR	3.500	2.780	0.000	0.500	1.500	0.750
33.	Establishment of Industrial Electronic Section at PSTC, Karachi.	95.650	63.200	0.000	2.570	2.500	0.600
34.	Other on-going minor projects	0.000	0.000	0.000	0.000	5.000	0.000
Total (PCSIR)					24.810	35.000	4.587
V. PAKISTAN SCIENCE FOUNDATION							
35.	Construction & Equipment of Science Caravans	4.780	0.800	1.417	2.106	0.100	0.000
36.	Pakistan Museum of Natural History Islamabad	78.690	25.000	15.574	4.511	5.000	0.000
37.	Construction of PSF Building at Science Complex	9.767	0.000	0.000	0.100	1.200	0.000
38.	Bisbenzy Isoquinoline Alkaloids from Medicinal Plants of Pakistan Karachi.	0.533	0.533	0.000	0.000	0.533	0.333
39.	Chromosome Number of Vascular Plants of Pakistan (University of the Karachi,	1,747	1.747	0.796	0.383	0.300	0.200
40.	Operation of Four Science Caravans	2.901	0.100	0.000	0.533	0.500	0.000
41.	Setting up Data Base Facilities at PASTIC.	2.209	0.000	0.000	0.000	0.500	0.000
42.	Current Content Services	0.200	0.000	0.000	0.000	0.100	0.000
43.	Strengthening of PASTIC National Science Reference Library, Islamabad.	4.000	1.000	0.000	0.000	0.100	0.000
Total (PSF)					7.633	8.333	0.533
VI. PAKISTAN COUNCIL FOR APPROPRIATE TECHNOLOGY							
44.	R&D/Adaptation for evolving Appropriate wind Mill Technology	2.800	0.000	2.829	0.280	0.000	0.000
45.	Establishment of A.T. Dissemination Display Centres	7.020	0.000	1.738	0.620	2.000	0.000
46.	Dissemination 30 plants of Mini/Micro Hydrel Technology	5.860	0.000	1.000	1.000	1.000	0.000

## SCIENCE AND TECHNOLOGY

(Million Rupees)

Sl. No.	Name, Location and status of the Scheme	Total Cost	F. Aid	Estimated Expenditure upto June 1988	Revised Expenditure for 1988-89	Allocation for 1989-90		
						Total PSDP	Foreign Aid	
1	2	3	4	5	6	7	8	
47.	Strengthening of PCAT for Development and Dissemination of Appropriate Technologies	21.400	2.000	0.435	2.000	3.000	0.000	
48.	A.T. Training for Women	9.950	8.900	0.000	2.227	1.500	0.500	
49.	Fluid Dynamical Models for wind characteristics and their application in Pakistan	3.370	2.370	0.000	0.805	0.400	0.000	
50.	Development of Appropriate Sprinkler Irrigation System	1.700	0.000	1.758	0.170	0.000	0.000	
51.	Development and Dissemination of fuel efficient technology.	30.000	22.000	0.000	0.000	0.100	0.100	
Total (PCAT)						7.102	8.000	0.600
VII. PAKISTAN COUNCIL FOR RESEARCH IN WATER RESOURCES								
52.	Irrigation Systems Management Programme and Encouraging Water							
	a. Competitive Grants Programme	29.877	26.315	2.088	0.190	0.200	0.000	
	b. Surface Drainage(ISM), and Encouraging Water users	10.748	9.015	0.445	0.166	0.300	0.000	
	c. Documentation and Information Centre LDIC-ISM(NADLIN)	24.580	10.438	5.273	1.000	1.000	0.000	
53.	Establishment of Water Resources Research Centres	35.848	0.000	6.410	1.000	2.900	0.000	
54.	Strength Evaluation of Cohessionless Soil with Over Size Particles	3.810	3.810	0.519	0.031	0.030	0.030	
55.	Special Short Term Research Studies	9.400	0.000	2.895	0.600	0.600	0.000	
56.	Promotion of Research activities at National Universities	1.733	0.000	0.245	0.141	0.100	0.000	
57.	International Hydrology Technicians Training Course	5.800	0.000	3.120	0.274	0.600	0.000	
58.	Ground Water Management Cell	4.100	0.000	2.324	0.151	0.300	0.000	
59.	Development of Tile Drainage Phase-I DRIP East Khairpur Tile Drainage Pilot Project.	2.200	1.000	1.120	0.107	0.370	0.000	
60.	Skimming Well Modelling for Irrigated and Drainage Lands	8.962	0.000	0.800	0.350	0.500	0.000	
61.	Alternative Project Development for Drainage of Irrigated Lands(DRIP)	9.730	0.000	0.000	0.323	0.500	0.000	
62.	Salt Affected Soils and their Reclamation	9.708	0.000	0.000	0.107	0.500	0.000	
63.	National Institute of Hydrology.	16.940	13.940	0.000	0.000	0.100	0.000	
Total (PCRWR)						4.440	8.000	0.030

## SCIENCE AND TECHNOLOGY

(Million Rupees)

Sl. No.	Name, Location and status of the Scheme	Total Cost	F. Aid	Estimated Expenditure upto June 1988	Revised Expenditure for 1988-89	Allocation for 1989-90	
						Total PSDP	Foreign Aid
1	2	3	4	5	6	7	8
VIII. COUNCIL FOR WORKS AND HOUSING RESEARCH							
64.	National Building Research Institute, Karachi	24.825	5.277	13.793	2.702	2.310	0.000
65.	Evaluation of Appropriate Construction Materials, Technologies & Construction Systems for Low Cost Housing	0.910	0.000	0.060	0.258	0.590	0.000
66.	Study and Development of Simplified Methods of Building Design and Construction through Indigenous Materials and Techniques.	3.954	1.514	0.000	0.000	0.100	0.000
Total (CW&HR)					2.960	3.000	0.000
XI. NATIONAL INSTITUTE OF OCEANOGRAPHY							
67.	NIO Phase-II	44.271	6.710	27.765	6.708	6.000	0.000
68.	Acquisition of an Oceanographic & Geophysical Research Vessel for NIO.	561.250	560.000	0.000	0.000	0.100	0.000
69.	Aquaculture Ghora Bari & stations on Pak Coast for Prolonged Oceanographic observations	5.556	0.000	0.000	0.500	1.127	0.000
70.	UNDP Assistance to NIO	1.900	1.900	0.000	0.050	0.310	0.110
71.	Pakistan-US Cooperative Programme in Oceanography of the Arabian sea	52.660	51.690	0.000	0.030	0.200	0.150
72.	Food web dynamics of mangrove habitat in Pakistan.	5.510	5.510	0.000	0.000	0.100	0.100
73.	Oceanographic Research Expedition	400.000	0.000	0.000	0.000	0.100	0.000
74.	Geological and Geophysical Mapping and Natural Resources Exploration in Pak Marine Areas.	46.682	42.900	0.000	0.000	0.300	0.200
75.	National Oceanographic Commission	2.892	0.100	0.000	0.500	0.500	0.000
76.	Oceanographic Research Sub-Station Gwadar	7.886	0.000	0.000	0.100	1.100	0.000
77.	Training Workshop for Transfer of Technology in Specialized Marine Areas from US Institutes.	4.571	3.560	0.000	0.000	0.100	0.100
Total (NIO)					7.888	9.937	0.660
X. NATIONAL INSTITUTE OF ELECTRONICS							
78.	Clean Room Facility	7.811	3.530	0.000	0.000	0.500	0.000
79.	Pilot Integrated Circuit Fabrication & Design Facility.	9.390	6.250	5.196	2.159	2.030	0.000

## SCIENCE AND TECHNOLOGY


(Million Rupees)

Sl. No.	Name, Location and status of the Scheme	Total Cost	F. Aid	Estimated Expenditure upto June 1988	Revised Expenditure for 1988-89	Allocation for 1989-90		
						Total PSDP	Foreign Aid	
1	2	3	4	5	6	7	8	
80.	Enhanced Version of 250 lines/PABX	2.000	1.900	0.982	0.250	0.770	0.000	
81.	Computer Controlled Security System	0.700	0.500	0.000	0.250	0.450	0.000	
82.	Summer Schooling & Digital Communication	0.880	0.000	0.000	0.080	0.800	0.000	
83.	Technical Services	9.670	7.300	0.000	1.282	0.250	0.000	
84.	Cypher Systems	9.800	5.800	0.000	0.500	1.000	0.000	
85.	Electronic Industries Promotion Centre Phase-I.	12.000	9.150	0.200	1.000	1.000	0.000	
86.	Microprocessor Based Sinusoidal A.C. Back.	3.000	0.000	0.000	0.000	0.250	0.000	
87.	CAD / CAE / CADMAT (Revenue Earning)	6.620	1.500	0.000	0.000	0.500	0.000	
88.	Electronic Instrumentation Laboratory.	22.200	14.900	0.000	0.000	0.100	0.000	
89.	Electronic Material Laboratory.	24.500	17.700	0.000	0.000	0.100	0.000	
90.	Expansion of NIE Building.	8.000	2.000	0.000	0.000	0.300	0.000	
91.	High Tech Township.	100.000	20.000	0.000	0.000	0.100	0.000	
Total (NIE)						5.521	8.150	0.000
XI. PAKISTAN COUNCIL FOR SCIENCE & TECHNOLOGY								
92.	Development and Strengthening of Pakistan Council for Science & Technology	9.340	0.000	7.820	1.568	1.100	0.000	
93.	Establishment of Task Force for Studies on Development of Makran Coast	3.500	0.000	1.500	0.729	1.270	0.000	
94.	Futuristic Studies for Identification of High Technologies and their Feasibility Studies with particular reference to State of S&T in Pakistan	9.690	0.000	0.120	0.070	0.150	0.000	
Total (PC&ST)						2.367	2.520	0.000
XII. PAKISTAN MEDICAL RESEARCH COUNCIL								
95.	Strengthening of PMRC Research Centres	6.658	0.000	3.783	0.966	1.410	0.000	
96.	National Morbidity Pattern Survey	9.787	9.787	0.000	2.111	2.500	1.000	
97.	National Health Research Complex, Sheikh Zayed Hospital, Lahore.	6.958	0.000	0.000	3.141	2.100	0.000	
98.	PMRC Headquarter Building Construction	5.000	0.000	0.000	0.800	1.500	0.000	

## SCIENCE AND TECHNOLOGY

(Million Rupees)

Sl. No.	Name, Location and status of the Scheme	Total Cost	F. Aid	Estimated Expenditure upto June 1988	Revised Expenditure for 1988-89	Allocation for 1989-90	
						Total PSDP	Foreign Aid
1	2	3	4	5	6	7	8
99.	Establishment of Research Library (PMRC office, Karachi)	0.677	0.000	0.000	0.080	0.590	0.000
Total (PMRC)					7.098	8.100	1.000
XII. NATIONAL INSTITUTE OF SILICON TECHNOLOGY							
100.	Evaluation & Initiation of Thick & Thin Film Solar Cells with Amorphous Silicon Route	6.000	0.050	0.000	0.050	0.050	0.000
101.	Attenuation of Solar Radiation in Atmosphere and Application to Solar Mapping in Pakistan	0.975	0.000	0.380	0.344	0.250	0.000
Total (NIST)					0.394	0.300	0.000
Total (Science & Technology)					283.540	300.000	8.110



---


---

**HEALTH & NUTRITION**

---

---


(129-130)



HEALTH & NUTRITION  
(Summary)

(Million Rs.)

Sl. No.	Sub-sector	Total PSDP	Foreign Aid
1	2	3	4
1.	Hospital Beds	72.136	6.200
2.	Health Manpower Development	227.300	30.000
3.	Preventive Programme	232.124	127.250
4.	Rural Health Programme	155.470	145.825
5.	Nutrition	11.083	0.000
6.	Medical Research	0.000	0.000
7.	Traditional Medicine	5.000	0.000
8.	Programme for Disabled	0.100	0.000
9.	Special Areas	152.030	0.000
Total (Health)		855.243	309.275



## HEALTH AND NUTRITION

(Million Rupees)

Sl. No.	Name, Location and status of the Scheme	Total Cost	F. Aid	Estimated Expenditure upto June 1988	Revised Expenditure for 1988-89	Allocation for 1989-90	
						Total PSDP	Foreign Aid
1	2	3	4	5	6	7	8
A. HEALTH DIVISION							
I. Hospital Beds							
1.	O.P.D. Block and Expanding Laboratories in Children Hospital, Islamabad	28.552	6.000	1.000	10.000	17.522	6.000
2.	Construction of General Ward at Sub Health Centre G-6/1-4, Islamabad	5.288	0.000	2.463	2.350	1.500	0.000
3.	Construction of Doctors and Nurses Hostel FGSH, Islamabad	15.588	0.000	0.027	0.005	1.000	0.000
4.	Nuclear Medical Centre (NORI) Islamabad	58.000	28.624	54.947	3.052	0.050	0.000
5.	Armed Forces Institute of Cardiology (NIHD), Rawalpindi	237.853	122.250	91.397	20.786	17.000	0.000
6.	Improvement of FGSH Islamabad	162.936	0.000	13.782	4.250	0.000	0.000
7.	Institute of Neuro Sciences, PIMS, Islamabad	156.680	47.350	0.200	0.200	0.187	0.000
8.	National Institute of Chest Diseases Rawalpindi	39.161	0.000	0.100	0.475	0.000	0.000
9.	National Institute of Cardiovascular Diseases, Karachi (Phase-I)	31.984	21.314	27.654	1.800	0.000	0.000
10.	National Institute of Cardiovascular Diseases Karachi (Phase-II)	25.820	14.256	30.885	0.800	0.000	0.000
11.	Installation of Digital Telephone Exchange at JPMC, Karachi	3.972	1.700	0.000	3.972	1.100	0.000
12.	Estab. of Neonatal Unit NICH, JPMC, Karachi	2.370	0.000	1.000	1.302	0.068	0.000
13.	Improvement of JPMC (Phase-II), Karachi	10.000	0.000	6.136	2.000	1.864	0.000
14.	Providing and Installing 100 KVA Generating set, JPMC Karachi	4.678	0.000	1.808	4.444	0.234	0.000
15.	Development of indigenous specialised surgical treatment capabilities	10.000	0.000	0.000	0.190	0.000	0.000
16.	Construction of General Ward in Sub-Health Centre G-7/3-4, Islamabad	0.996	0.000	0.866	0.425	0.100	0.000
17.	National Centre for Registry, Information Transfer & Research for Poisoning, JPMC, Karachi	6.426	0.000	6.025	0.950	1.000	0.000
18.	Preparation and implementation of Master Plan JPMC, Karachi	5.000	0.000	1.000	1.000	1.050	0.000
19.	Improvement of Chest Diseases (Pulmonary Medicine) JPMC, Karachi	12.274	0.000	0.100	11.565	0.609	0.000
20.	Improvement of Water Supply System at JPMC Karachi	1.349	0.000	0.000	0.000	1.349	0.000

## HEALTH AND NUTRITION

(Million Rupees)

Sl. No.	Name, Location and status of the Scheme	Total Cost	F. Aid	Estimated Expenditure upto June 1988	Revised Expenditure for 1988-89	Allocation for 1988-90		
						Total PSDP	Foreign Aid	
1	2	3	4	5	6	7	8	
21.	Construction of Generator Room at FGSH, Islamabad	0.419	0.000	0.000	0.000	0.419	0.000	
22.	Air-conditioning of Khyber teaching Hospital, Peshawar	27.190	13.090	26.657	9.500	1.300	0.000	
23.	Expansion of Zanana Hospital D.I.Khan	7.673	0.000	1.000	1.900	2.000	0.000	
24.	One time Grant for 500 bedded Hospital, Peshawar	10.000	0.000	0.000	0.000	10.000	0.000	
25.	Const. of Residential Accommodation for Central Govt. Dispensary at Peshawar	6.833	0.000	0.000	2.375	2.000	0.000	
26.	20 VIP suites in Armed forces medical Centre for Senators and MNAs	20.000	0.000	10.000	8.500	1.500	0.000	
27.	One Time Grant Lyari General Hospital, Karachi	10.000	0.000	0.000	0.000	10.000	0.000	
28.	Extension of OPD Radiology, Pathology and Services Block, FMIS, Islamabad	138.320	73.700	0.000	5.762	0.000	0.000	
29.	Improvement of NICH, JPMC, Karachi	28.199	0.000	1.000	0.318	0.000	0.000	
30.	Replacement of Cobalt Source at JPMC, Karachi	1.650	0.000	0.000	0.200	0.284	0.200	
31.	Extracorporcal Shock Wave, Lithotripsy, Equipment Urology Department, FMIS, Islamabad	32.934	32.000	0.000	0.100	0.000	0.000	
32.	Digital Gama Camera, FGSH, Islamabad	5.100	0.000	4.974	0.126	0.000	0.000	
Total (Hospital Beds)						98.347	72.136	6.200

## II. Health Manpower Development

33.	Setting up of postgraduate Medical Institute PIMS, Islamabad	88.500	27.000	8.628	21.000	20.000	0.000
34.	Extension of School of Medical Technology NIH, Islamabad	10.684	4.704	10.978	0.358	1.200	0.000
35.	Extension of College of Physicians and Surgeons, Karachi	29.200	4.000	26.220	0.950	1.000	0.000
36.	Bolan Medical College, Quetta	250.000	40.938	406.997	49.064	60.000	0.000
37.	Ayub Medical College, Abbottabad	803.636	169.830	529.430	108.275	108.000	25.000
38.	Health Services Academy	39.926	11.025	1.000	1.000	7.000	4.000
39.	Federal Nursing Programme	14.750	14.750	1.000	1.000	1.000	0.000
40.	Federal Post Graduate Medical Institute S.Z Hospital Lahore.	93.000	16.000	0.000	8.184	8.100	0.000

## HEALTH AND NUTRITION

(Million Rupees)

Sl. No.	Name, Location and status of the Scheme	Total Cost	F. Aid	Estimated Expenditure upto June 1988	Revised Expenditure for 1988-89	Allocation for 1989-90	
						Total PSDP	Foreign Aid
1	2	3	4	5	6	7	8
41.	Sub - Office College of Physicians and Surgeons, Karachi	15.120	0.120	0.000	0.475	0.000	0.000
42.	Strengthening of Planning Capabilities of Ministry of Health	9.012	0.000	0.000	0.950	2.000	1.000
43.	Accelerated Health Manpower Training Pilot Project (Nursing).	10.000	0.000	0.000	0.475	0.000	0.000
44.	One Time Grant for Chandka Medical College, Larkana	19.000	0.000	0.000	0.000	19.000	0.000
Total (Health Manpower Dev.)					191.731	227.300	30.000
III. Preventive Programme							
45.	Malaria Control Programme	923.620	787.810	243.750	23.329	63.000	50.000
46.	Eradication of Guinea Worm diseases in NIH, Islamabad	25.067	11.526	0.050	3.000	0.389	0.389
47.	Oral Polio Vaccine Laboratory NIH, Islamabad	57.164	36.414	6.877	19.000	0.500	0.000
48.	Construction of New Rabies (HDC) Vaccine Production Laboratory NIH, Islamabad	85.892	58.440	66.810	3.375	3.000	0.000
49.	Dialysis and Speical fluid, preparation Laboratory NIH, Islamabad	9.919	4.000	6.581	1.131	0.544	0.000
50.	Polio Vaccine and equipment Project NIH, Islamabad	113.603	113.603	61.000	16.000	17.250	17.250
51.	Quality Control Department for Bacterial and Viral Vaccine NIH, Islamabad	13.821	1.507	6.907	0.750	1.000	0.000
52.	Extension of Animal House NIH, Islamabad	11.301	0.700	5.699	0.950	0.950	0.000
53.	Tetanus Toxoid Production Laboratory NIH	3.838	0.000	0.100	0.950	2.250	1.000
54.	Up gradation and Standardization of diagnostic Laboratories	359.646	299.381	1.000	0.500	70.000	50.000
55.	Hostel Accommodation for Male Officers NIH, Islamabad	8.175	0.000	4.917	1.000	1.000	0.000
56.	Communication / Motivation Support Programme for AHP NIH, Islamabad	32.114	30.460	13.509	9.000	7.500	7.000
57.	Accelerated Health Programme NIH, Islamabad	258.886	0.000	199.712	58.245	58.500	0.000
58.	Extension of Isolation Airport Hospital Karachi	2.635	0.000	2.460	0.288	0.250	0.000
59.	Follow up Expansion and Improvement of Measles Vaccine Production Laboratory NIH, Islamabad	18.950	16.150	0.000	0.475	1.000	1.000

## HEALTH AND NUTRITION

(Million Rupees)							
Sl. No.	Name, Location and status of the Scheme	Total Cost	F. Aid	Estimated Expenditure upto June 1988	Revised Expenditure for 1988-89	Allocation for 1989-90	
						Total PSDF	Foreign Aid
1	2	3	4	5	6	7	8
60.	Const. of Residential Accommodation Health Staff at Airport Karachi	2.982	0.000	0.000	2.443	0.100	0.000
61.	Provision AIDS Diseases in Pakistan	20.000	0.000	0.000	20.000	2.800	0.000
62.	Establishment of AIDS Detecting Centre, NIH, Islamabad	6.538	6.038	0.000	6.210	0.100	0.000
63.	Leprosy Control Programme	326.000	0.000	0.000	0.427	0.000	0.000
64.	Non A, Non B and D (Delta) Hepatitis Seroepidemiology and Analysis of Virus in Pakistan, NIH, Islamabad	3.325	0.526	0.000	0.000	0.611	0.611
65.	One time Special Grant for Special Repairing of E/M Installation and Overhauling of Overall Air-conditioning System, NIH, Islamabad	19.200	0.000	0.000	0.000	0.400	0.000
66.	One Time Special Grant for Special Repairs of NIH, Islamabad	0.000	0.000	0.000	0.000	0.980	0.000
Total (Preventive Programme)					167.073	232.124	127.250
IV. Rural Health Programme							
67.	Primary Health Care Project	523.000	275.000	226.741	22.434	25.825	25.825
68.	Rural Child Survival Project FGSH, Islamabad Capital Territory	3.320	0.000	0.000	0.331	0.300	0.000
69.	Rural Child Survival Project PIMS (Islamabad Capital Territory)	6.636	0.000	0.000	0.000	0.500	0.000
70.	Child Survival Project in Primary Health Care	0.000	0.000	0.000	0.000	120.250	120.000
Total (Rural Health Programme)					22.765	146.875	145.825
V. Nutrition							
71.	Subsidy on Iodized salt	5.000	0.000	0.000	0.000	5.000	0.000
72.	Strengthening of World Food Programme Evaluation	1.200	0.000	0.956	0.228	0.600	0.000
73.	Construction of Ware House for WFP Karachi	4.200	0.000	2.239	0.242	1.279	0.000
74.	Goitre Control Programme NIH, Islamabad	19.362	10.000	5.840	1.586	1.586	0.000
Total (Nutrition)					2.056	8.465	0.000

## HEALTH AND NUTRITION

(Million Rupees)

Sl. No.	Name, Location and status of the Scheme	Total Cost	F. Aid	Estimated Expenditure upto June 1988	Revised Expenditure for 1988-89	Allocation for 1989-90	
						Total PSDP	Foreign Aid
1	2	3	4	5	6	7	8
VI. Medical Research							
75.	Epidemiology, Morbidity, Mortality Surveillance and Monitoring of public Health Hazards	0.900	0.000	0.500	0.538	0.000	0.000
76.	Epidemiology, Morbidity, Mortality Surveillance and Monitoring of food and water Borne Health Hazards	0.850	0.000	0.500	0.350	0.000	0.000
Total (Medical Research)					0.888	0.000	0.000
VII. Traditional Medicine							
77.	Strengthening of drug control and Traditional Medical Centre NIH, Islamabad	83.827	61.397	0.977	0.200	5.000	0.000
Total (Traditional Medicine)					0.200	5.000	0.000
VIII. Programme for Disabled							
78.	National Institute of Physical medicine and Rehabilitation PIMS, Islamabad	214.366	54.545	0.000	0.100	0.100	0.000
Total (Programme for Disabled)					0.100	0.100	0.000
Total (Health Division)					483.160	692.000	309.275
B. INTERIOR DIVISION							
Islamabad Capital Territory (ICT)							
Rural Health							
79.	Construction of 3 RHCs & 12 BHUs in Federal Capital Territory, Islamabad	29.976	0.000	20.300	0.395	1.886	0.000
80.	Construction of BHU at Talhar, ICT, Islamabad.	1.828	0.000	0.000	0.000	0.467	0.000
81.	Upgradation of 3 RHCs & 12 BHUs, ICT, Islamabad	12.000	0.000	0.000	0.000	4.535	0.000
82.	Construction of BHUs at Chirah	1.828	0.000	0.000	0.000	1.707	0.000
Total (Interior Division)					0.395	8.595	0.000
C. PLANNING DIVISION							
83.	Nutrition Coordination policy planning and Evaluation	39.860	0.000	4.830	2.618	2.618	0.000
Total (Planning Division)					2.618	2.618	0.000

## HEALTH AND NUTRITION

(Million Rupees)

Sl. No.	Name, Location and status of the Scheme	Total Cost	F. Aid	Estimated Expenditure upto June 1988	Revised Expenditure for 1988-89	Allocation for 1989-90	
						Total PSDF	Foreign Aid
1	2	3	4	5	6	7	8
<b>D. KA &amp; NA DIVISION</b>							
	i) Azad Kashmir	0.000	0.000	0.000	62.876	62.870	0.000
	ii) Northern Areas	0.000	0.000	0.000	21.222	21.220	0.000
	<b>Total (KA &amp; NA Division)</b>				<b>84.098</b>	<b>84.090</b>	<b>0.000</b>
<b>E. S &amp; FR DIVISION</b>							
	i) FATA	0.000	0.000	0.000	67.935	67.940	0.000
	<b>Total (S &amp; FR Division)</b>				<b>67.935</b>	<b>67.940</b>	<b>0.000</b>
	<b>Total (Health &amp; Nutrition)</b>				<b>638.206</b>	<b>855.243</b>	<b>309.275</b>

---


---

**MASS MEDIA**

---

---


(139-140)



MASS MEDIA  
(Summary)

(Million Rs.)

S1. No.	Sub-sector	Total PSDP	Foreign Aid
1	2	3	4
1.	Pakistan Television Corporation	225.840	0.000
2.	Pakistan Broadcasting Corporation	50.000	0.000
3.	National Debate on Seventh Plan	2.000	0.000
	Total (Mass Media)	277.840	0.000



## MASS MEDIA

(Million Rupees)

Sl. No.	Name, Location and status of the Scheme	Total Cost	F. Aid	Estimated Expenditure upto June 1988	Revised Expenditure for 1988-89	Allocation for 1989-90	
						Total PSDP	Foreign Aid
1	2	3	4	5	6	7	8
<b>A. MINISTRY OF INFORMATION AND BROADCASTING</b>							
<b>(a) PAKISTAN TELEVISION CORPORATION</b>							
1.	Television Centre Islamabad	393.909	107.417	387.305	0.000	20.000	0.000
2.	Television Centre Karachi	178.876	64.955	170.700	0.000	5.000	0.000
3.	Augmentation of production facilities	130.000	37.000	0.000	33.359	10.000	0.000
4.	Replacement of old Equipment	623.360	251.265	0.000	0.000	141.575	0.000
5.	Television Centre Quetta	207.568	72.014	198.624	0.000	8.491	0.000
6.	Television Centre Peshawar	194.804	60.124	174.851	10.557	9.532	0.000
7.	Rebroadcast centre Tando Allahyar	37.942	16.358	31.191	0.000	10.592	0.000
8.	Rebroadcast centre Parachinar	0.000	0.000	0.000	0.000	15.000	0.000
9.	Rebroadcast centre Gilgit	20.645	6.000	6.300	0.000	5.650	0.000
10.	Second T.V.Channel	1,375.734	640.225	0.000	45.577	0.000	0.000
11.	Extension of T.V. Signals at AJ&K	206.920	57.600	0.000	5.000	0.000	0.000
Total (PTVC)					94.493	225.840	0.000
<b>(b) PAKISTAN BROADCASTING CORPORATION</b>							
12.	Village Broadcasting Sibbi	2.347	0.000	1.877	0.820	0.000	0.000
13.	300 KW MW Transmitter, and Broadcasting House, Khuzdar	77.007	11.068	66.521	3.430	0.100	0.000
14.	Boundary Wall with Barbed wire fence at HPT Complex, Rawat	1.036	0.000	0.370	0.680	0.000	0.000
15.	Village Broadcaster Chitral	4.400	0.000	0.000	2.000	2.500	0.000
16.	10 KW MW Transmitter and B.H. Faisalabad	10.561	0.456	5.248	3.000	0.000	0.000
17.	10 KW MW Transmitter and B.H. Gilgit	18.302	2.036	4.253	4.368	6.152	0.000
18.	10 KW MW Transmitter and Broadcasting House, Zhob	21.869	1.946	2.140	1.484	5.000	0.000
19.	10 KW MW Transmitter and Broadcasting House, Loralai	21.999	1.949	3.353	3.317	5.000	0.000
20.	Modification of Transmitters	4.100	1.065	4.666	4.088	4.780	0.000
21.	Balancing and Modernization of equipment	19.990	6.203	6.629	7.000	0.468	0.000
22.	Replacement of damaged aerial system at HPT Complex, Rawat	46.300	16.890	24.148	0.500	0.000	0.000
23.	100 KW MW Transmitter, Peshawar	33.703	4.539	2.754	10.000	10.000	0.000

## MASS MEDIA

(Million Rupees)

Sl. No.	Name, Location and status of the Scheme	Total Cost	F. Aid	Estimated Expenditure upto June 1988	Revised Expenditure for 1988-89	Allocation for 1989-90	
						Total PSDP	Foreign Aid
1	2	3	4	5	6	7	8
24.	100 KW MW Transmitter, Karachi	0.000	0.000	0.000	0.025	5.000	0.000
25.	10 KW MW Transmitter Skardu	15.502	1.887	10.700	2.909	0.000	0.000
26.	Minor Projects	19.484	0.000	20.461	1.945	0.000	0.000
27.	Broadcasting House, Islamabad	97.100	14.000	89.775	0.000	5.000	0.000
28.	Broadcasting House, Karachi	0.000	0.000	0.000	0.100	1.000	0.000
29.	Residential Colony of PBC Employees at Islamabad.	0.000	0.000	0.000	0.000	5.000	0.000
Total (PBC)					45.666	50.000	0.000
Total (M/O I&B)					140.159	275.840	0.000
<b>B. PLANNING &amp; DEVELOPMENT DIVISION</b>							
30.	Plan Publicity	10.000	0.000	0.000	1.130	2.000	0.000
Total (Planning Division)					1.130	2.000	0.000
Total (Mass Media)					141.289	277.840	0.000

---


---

**CULTURE, SPORTS, TOURISM & YOUTH**

---

---

(145-146)



CULTURE, SPORTS, TOURISM AND YOUTH  
(Summary)

(Million Rs.)

Sl. No.	Sub-sector	Total PSDP	Foreign Aid
1	2	3	4
1.	Sports	27.700	0.000
2.	Archaeology and Archives	58.070	0.000
3.	Youth	13.685	0.000
4.	Culture	4.236	0.000
5.	Tourism (PTDC)	26.119 (16.192)	0.000 0.000
Total (C,S,T & Youth)		129.810	0.000

7

7

7

7

7

7

7

7

## CULTURE, SPORTS, TOURISM AND YOUTH

(Million Rupees)

Sl. No.	Name, Location and status of the Scheme	Total Cost	F. Aid	Estimated Expenditure upto June 1988	Revised Expenditure for 1988-89	Allocation for 1989-90	
						Total PSDP	Foreign Aid
1	2	3	4	5	6	7	8
<b>A. CULTURE, SPORTS AND YOUTH AFFAIRS DIVISION</b>							
<b>I. Archaeology and Archives</b>							
<b>On-going Schemes</b>							
1.	National Archives Building	41.443	9.648	37.361	3.712	0.370	0.000
2.	Expansion of National Museum of Pakistan, Karachi	5.010	0.000	3.181	0.476	1.300	0.000
3.	Development of Museum and Conservation of Fort at Umer Kot	8.085	0.000	0.771	1.000	0.500	0.000
4.	Master Plan for Preservation of Moenjodaro (Revised)	168.369	15.815	127.265	49.000	49.000	0.000
5.	Preservation & Restoration of Wazir Khan Baradari	4.000	0.000	1.326	0.460	2.400	0.000
Total (On-going)					54.648	53.570	0.000
<b>New Schemes</b>							
6.	Preservation & Restoration of Walkway, Fountain of Jahangair's Tomb at Shahdara, Lahore.	7.000	0.000	0.000	0.000	3.500	0.000
7.	Establishment of Gandhara Cultural Research Centre at Taxila, Mardan.	253.678	245.000	0.000	0.000	1.000	0.000
Total (New Schemes)					0.000	4.500	0.000
Total (Archaeology and Archives)					54.648	58.070	0.000
<b>II. Sports</b>							
<b>On-going Schemes</b>							
8.	Establishment of NSTCC, Quetta (Revised)	16.171	0.000	10.177	1.256	4.700	0.000
9.	Provision of Squash Courts and Tennis Courts at NSTCC, Lahore	2.496	0.000	1.500	0.500	0.496	0.000
10.	Sportsman Hostel, Quetta	6.600	0.000	6.401	0.080	0.119	0.000
11.	Construction of Sports Stadium at Bannu	9.000	0.000	3.317	1.000	0.683	0.000
12.	National Hockey Stadium Lahore.	68.000	12.150	66.588	0.000	1.412	0.000

\* Releases will be made only after approval of revised PC-I by the competent authority.

## CULTURE, SPORTS, TOURISM AND YOUTH

(Million Rupees)

Sl. No.	Name, Location and status of the Scheme	Total Cost	F. Aid	Estimated Expenditure upto June 1988	Revised Expenditure for 1988-89	Allocation for 1989-90		
						Total PSDP	Foreign Aid	
1	2	3	4	5	6	7	8	
13.	Construction of Sports Stadium at D.I.Khan	16.268	0.000	0.500	0.506	2.500	0.000	
14.	Swimming Pool Complex, Islamabad (NISC)	82.635	15.895	8.543	19.465	12.000	0.000	
15.	Resurfacing of Hockey Ground at Hockey Club, Karachi	4.490	4.230	0.000	2.200	2.290	0.000	
16.	Provision of 4 Squash Courts at Pakistan Sports Complex, Islamabad (Revised)	20.000	0.000	1.083	2.236	1.000	0.000	
17.	Sports Stadium, Kasur	5.000	0.000	0.000	0.000	2.500	0.000	
Total (Sports)						27.243	27.700	0.000
<b>III. YOUTH PROGRAMME</b>								
On-going Schemes								
18.	Eight Dehi Mazdoor Training Centres for Men in Punjab	9.000	0.000	7.393	1.800	0.707	0.000	
19.	7-Male youth vocational Training Centres Punjab	8.624	0.000	6.265	1.480	0.979	0.000	
20.	8-Female Youth Vocational Training Centres, Punjab	4.782	0.000	3.214	1.076	0.492	0.000	
21.	One-Female Youth Vocational Training Centre, Embroidery and Stitching, Punjab	0.308	0.000	0.207	0.017	0.084	0.000	
22.	Three Female Leather Garments Training Centres, Punjab	2.076	0.000	1.310	0.427	0.294	0.000	
23.	Three Female Readymade Garments Training Centres in Punjab	2.056	0.000	1.247	0.515	0.294	0.000	
24.	4-Male, 2 Female Youth Vocational Trg. Centres in AJK	4.208	0.000	3.225	0.600	0.448	0.000	
25.	7-Male Youth Vocational Trg. Centres, Sind	9.900	0.000	4.836	1.829	2.000	0.000	
26.	8-Female Youth Vocational Trg. Centres, Sind	3.972	0.000	1.672	0.890	1.000	0.000	
27.	9-Male Youth Vocational Trg. Centres in Baluchistan	14.473	0.000	5.762	1.700	1.500	0.000	
28.	9-Female Youth Vocational Trg. Centres in Baluchistan	4.500	0.000	1.585	1.500	0.415	0.000	
29.	7-Male Youth Vocational Trg. Centres, NWFP	9.900	0.000	6.896	1.500	1.504	0.000	
30.	Ten Female Youth Vocational Training Centre, NWFP	3.287	0.000	1.042	0.600	0.645	0.000	
31.	3-Male Youth Vocational Trg. Centres, FATA	4.378	0.000	3.843	0.300	0.235	0.000	

## CULTURE, SPORTS, TOURISM AND YOUTH

(Million Rupees)

Sl. No.	Name, Location and status of the Scheme	Total Cost	F. Aid	Estimated Expenditure upto June 1988	Revised Expenditure for 1988-89	Allocation for 1989-90		
						Total PSDP	Foreign Aid	
1	2	3	4	5	6	7	8	
32.	Construction of Youth Hostel at Peshawar	1.750	0.000	1.430	0.260	0.060	0.000	
33.	Construction of Youth Hostel at Quetta	2.020	0.000	1.601	0.150	1.049	0.000	
34.	Construction of Youth Hostel at Pak-Pattan	1.567	0.000	0.020	0.150	0.397	0.000	
35.	Repairs / Renovation of 11-Existing Youth Hostels	2.500	0.000	2.200	0.250	0.030	0.000	
36.	Construction of Tehsil level Sports Stadia at Mirpur Khas	2.500	0.000	2.148	0.050	0.203	0.000	
37.	Construction of mini stadium in Nakyal Azad Kashmir	2.500	0.000	2.148	0.052	0.300	0.000	
38.	Tehsil level Sports Stadia at Gojra	2.500	0.000	2.268	0.050	0.182	0.000	
39.	Tehsil level Sports Stadia at Pak-Pattan	2.500	0.000	2.268	0.010	0.222	0.000	
40.	Tehsil level Sports Stadia at Mandi Bahauddin	2.500	0.000	2.316	0.050	0.113	0.000	
41.	Tehsil level Sports Stadia at Shakargarh	2.500	0.000	2.268	0.010	0.222	0.000	
42.	Tehsil level Sports Stadia at Kandh Kot	2.500	0.000	2.295	0.050	0.155	0.000	
43.	Tehsil level Sports Stadia at Hasilpur Distt. Bahawalpur	2.500	0.000	2.295	0.050	0.155	0.000	
Total (Youth)						15.366	13.685	0.000
IV. Culture								
44.	Extension of Lok Virsa Galleries, Islamabad	7.760	0.000	1.054	2.470	4.236	0.000	
Total (Culture)						2.470	4.236	0.000
Total (C.S. & Y.A. Div.)						99.727	103.691	0.000
TOURISM DIVISION								
(i) Ministry's Schemes								
45.	Malam Jabba Skiing-Cum-Summer Resort Swat	120.440	20.000	62.276	17.525	4.100	0.000	
46.	Tourist Lodge at Pak Pattan, Sahiwal.	1.250	0.000	0.700	0.000	0.385	0.000	
47.	Revival of Sound and Light show at Lahore Fort	1.850	0.000	0.442	0.868	0.540	0.000	
48.	Tourist Lodges at Kalar Kahar and Fort Munro	3.982	0.000	1.358	0.141	0.496	0.000	
49.	Development of Hiran Minar, Sheikhpura.	3.850	0.000	0.775	0.084	1.066	0.000	
50.	Construction of Motel and Resturant at Lal Sohanra National Park Bahawalpur	3.990	0.000	1.283	0.083	0.530	0.000	

## CULTURE, SPORTS, TOURISM AND YOUTH

(Million Rupees)

Sl. No.	Name, Location and status of the Scheme	Total Cost	F. Aid	Estimated Expenditure upto June 1988	Revised Expenditure for 1988-89	Allocation for 1989-90	
						Total PSDP	Foreign Aid
1	2	3	4	5	6	7	8
51.	Develop. of Kirthar National Park (Dadu)	8.024	0.000	4.291	1.923	1.810	0.000
52.	Promotion of Tourism in A.J.K.	6.300	0.000	3.024	0.148	1.000	0.000
Total (Ministry's Schemes)					20.772	9.927	0.000
(ii) Pakistan Tourism Development Corporation (PTDC)							
On-going Schemes							
53.	Camp Site at Naran	3.600	0.000	1.040	1.000	1.560	0.000
54.	Extension of Motel at Kalam	3.920	0.000	2.309	1.256	0.355	0.000
55.	Motel & Road Side facilities at Khuzdar	2.576	0.000	1.750	0.826	0.390	0.000
56.	Motel & Road side facilities at Khudabad	2.822	0.000	0.010	0.400	0.500	0.000
57.	Road side facilities at Dassu / Barseen	1.391	0.000	0.583	0.608	0.200	0.000
58.	Road side facilities at Chattar Plain	2.720	0.000	0.000	0.800	1.000	0.000
59.	Tourist Motel at Ayubia (Revised)	4.702	0.000	1.556	0.000	1.000	0.000
60.	Motel Near Choa Salden Shah (revised)	3.211	0.000	2.232	0.000	0.979	0.000
61.	Tourist Facilities at Saif-ul-Muluk	2.244	0.000	0.000	1.680	0.100	0.000
62.	Tourist Accommodation at Gilgit (Chinnar Inn.) Phase-II.	0.964	0.000	0.000	0.809	0.300	0.000
63.	Tourist Accom. at Gilgit (Chinnar Inn) Phase-III.	3.983	0.000	0.000	0.671	1.000	0.000
64.	Extension of Motel at Mandam.	3.900	0.000	0.000	0.840	3.100	0.000
65.	Tourist Facilities at Besham Phase-II.	3.641	0.000	0.000	0.420	2.721	0.000
66.	Extension of Complex at Ziarat Phase-II.	2.571	0.000	0.000	0.421	2.400	0.000
67.	Motel at Taxila	0.509	0.000	0.000	0.422	0.087	0.000
68.	Extension of Motel at Skardu Phase-II	4.424	0.000	0.000	0.420	0.100	0.000
69.	Road-side facilities at Khunjrab Pass	0.820	0.000	0.357	0.050	0.400	0.000
Total (PTDC)					10.623	16.192	0.000
Total (Tourism Division)					31.395	26.119	0.000
Total (CST & Youth)					131.122	129.810	0.000

---

---

**MANPOWER AND EMPLOYMENT**

---

---

(153-154)

Y

T

+

\*

+

\*

+

\*

## MANPOWER AND EMPLOYMENT

(Summary)


(Million Rs.)

Sl. No.	Sub-sector	Total PSDP	Foreign Aid
1	2	3	4
1.	Skill Development	485.000	90.000
2.	Industrial Relations	8.790	2.565
3.	Research and Others	17.160	10.000
4.	Employment Policies	6.160	6.160
Total (Manpower & Employment)		517.110	108.725

## MANPOWER AND EMPLOYMENT

(Million Rupees)

Sl. No.	Name, Location and status of the Scheme	Total Cost	F. Aid	Estimated Expenditure upto June 1988	Revised Expenditure for 1988-89	Allocation for 1989-90	
						Total PSDF	Foreign Aid
1	2	3	4	5	6	7	8
<b>A. MANPOWER DIVISION</b>							
1.	NVTP Phase-II National Trg. Board / Bureau of MPD. Financed by IDA / CIDA/ EEC / UNDP / FRG and Government of Pakistan	2041.353	1171.409	114.950	169.513	185.000	90.000
2.	N.V.T.P Phase-I	522.230	293.417	526.060	3.551	0.000	0.000
3.	TTC Larkana Sind spon.by National Trg. Board/Bureau of Manpower Div. to be operated by directorate of Manpower and Training Sind For objectives.	13.060	0.000	6.080	4.871	4.160	0.000
4.	Development and Utilization of Human Resources, Strengthening of Data Base Islamabad.	44.561	35.481	9.000	7.532	13.000	10.000
5.	Vocational Training Centres	0.000	0.000	0.000	0.000	300.000	0.000
Total (Manpower Division)					185.467	502.160	100.000
<b>B. LABOUR DIVISION</b>							
6.	Strengthening of National Institute of Labour Administration Training Karachi	7.674	2.397	0.000	2.500	1.650	0.065
7.	Construction of Building for the NIRC Islamabad	9.975	0.000	2.181	3.156	4.640	0.000
8.	Social Security Development Pension Scheme	10.091	10.091	0.000	4.598	2.500	2.500
Total (Labour Division)					10.254	8.790	2.565
<b>C. PLANNING DIVISION</b>							
9.	Formulation of Employment / Manpower Strategy and Policies	9.315	9.315	0.000	3.155	6.160	6.160
Total (Planning Division)					3.155	6.160	6.160
Total (Manpower & Employment)					198.876	517.110	108.725



---


---

**WOMEN'S DEVELOPMENT PROGRAMME**

---

---


**(159-160)**



WOMEN'S DEVELOPMENT PROGRAMME  
(Summary)

(Million Rs.)

Sl. No.	Sub-sector	Total PSDP	Foreign Aid
1	2	3	4
1.	Punjab	37.356	0.000
2.	Sind	15.044	0.000
3.	N.W.F.P	12.208	0.000
4.	Baluchistan	6.995	0.000
5.	A.J & K	1.965	0.000
6.	Northern Areas	1.999	0.000
7.	Federal Projects	12.833	0.000
8.	Special Women Action Plan	74.100	0.000
		162.500	0.000



## WOMEN'S DEVELOPMENT PROGRAMME

							(Million Rupees)	
Sl. No.	Name, Location and status of the Scheme	Total Cost	F. Aid	Estimated Expenditure upto June 1988	Revised Expenditure for 1988-89	Allocation for 1989-90		
						Total PSDP	Foreign Aid	
1	2	3	4	5	6	7	8	
A. WOMEN DIVISION								
I- PUNJAB								
On-going Schemes								
1.	Establishment of 38 Pilot Women Centres in Punjab	10.162	0.000	7.321	0.479	0.000	0.000	
2.	Establishment of 40 Pilot Women Centres in Punjab	10.142	0.000	7.563	0.565	0.000	0.000	
3.	ABAD Scheme No.1	10.235	0.000	6.032	1.401	1.401	0.000	
4.	ABAD Scheme NO-II	8.252	0.000	5.575	1.114	1.114	0.000	
5.	ABAD Scheme No.III	6.038	0.000	3.330	0.649	0.649	0.000	
6.	Introduction of Sericulture in Thall	3.271	0.000	1.372	0.633	0.633	0.000	
7.	Fruit Vegetables Preservation Technology Transfer Centre at Faisalabad.	1.300	0.000	1.001	0.163	0.136	0.000	
8.	Development of Sericulture Among Women Folk in Chichawatni, Saray Alamgir, Head Marala.	3.458	0.000	1.306	0.553	0.553	0.000	
9.	Training of Women in Fish Culture Breeding, Lahore.	4.183	0.000	1.639	1.318	0.613	0.000	
10.	Pilot Project for Research & Development of Kitchen Gardening at Faisalabad.	0.488	0.000	0.000	0.488	0.000	0.000	
11.	Women Training Institute for Cottage Industry at Rawalpindi.	2.889	0.000	0.963	0.963	0.963	0.000	
12.	Training of Village Women Volunteers of Rural Poultry Development at Rawalpindi.	0.873	0.000	0.476	0.159	0.238	0.000	
13.	Procurement and Coordination Cell in Punjab, Lahore.	6.324	0.000	3.124	1.000	1.100	0.000	
14.	Training Facilities for Women Folk at Pak. German Institute Multan.	2.133	0.000	0.711	0.711	0.000	0.000	
15.	Production Credit for Women in Co-programming Societies Khanewal.	5.526	0.000	4.013	1.513	0.000	0.000	
16.	Development & Expansion of Cooperative Societies in Rawalpindi & Bahawalpur Divisions.	7.308	0.000	3.778	1.178	1.176	0.000	
17.	Training Academy for Female Extension Workers, Lahore.	5.810	0.000	3.837	0.991	0.000	0.000	
18.	Establishment of 500 Women Centres in Punjab.	22.147	0.000	15.473	1.800	1.774	0.000	
19.	Establishment of 6 Carpet Development Training Centres, Punjab.	6.403	0.000	5.772	0.000	0.631	0.000	

## WOMEN'S DEVELOPMENT PROGRAMME

(Million Rupees)

Sl. No.	Name, Location and status of the Scheme	Total Cost	F. Aid	Estimated Expenditure upto June 1988	Revised Expenditure for 1988-89	Allocation for 1988-90	
						Total PSDP	Foreign Aid
1	2	3	4	5	6	7	8
20.	Establishment of Hosery and Knitting Training Centre, Punjab.	4.841	0.000	3.206	0.445	0.445	0.000
21.	Establishment of 6 Handi Craft Development Centres in Punjab.	5.877	0.000	3.357	0.610	0.955	0.000
22.	Establishment of 5 Vocational Institutes in Punjab.	4.919	0.000	2.817	0.570	0.766	0.000
23.	Readymade Garments Training Centre at Lahore (Revised)	2.919	0.000	0.000	1.000	1.219	0.000
24.	Readymade Garments Training Centre at Rawalpindi.	6.288	0.000	4.294	0.645	1.349	0.000
25.	Craft emporium Lahore.	1.777	0.000	1.119	0.329	0.329	0.000
26.	Craft Development Project for Women in Punjab.	0.000	0.000	0.000	0.000	0.427	0.000
27.	Community Halls in Small Towns/Villages, Lahore and Rawalpindi Divisions.	7.769	0.000	6.485	0.642	0.642	0.000
28.	Community Halls in Small Towns/Villages, Multan and D.G. Khan.	15.215	0.000	6.464	0.491	0.491	0.000
29.	Community Halls in Small Towns/Villages, Bhawalpur and Sargodha Divisions.	7.448	0.000	6.240	0.604	0.604	0.000
30.	Provision of Furniture/Equipment in Vocational Institute, Rawalpindi	0.430	0.000	0.000	0.430	0.000	0.000
31.	Polytechnic Institute, Multan.	11.708	0.000	9.510	0.000	1.099	0.000
32.	Polytechnic Institute, Faisalabad.	8.857	0.000	5.667	0.000	1.100	0.000
33.	Working Women Hostel, Bhawalpur.	1.820	0.000	1.718	0.102	0.000	0.000
34.	Women Development and Welfare Centre, Lahore.	9.306	0.000	6.881	1.835	0.590	0.000
35.	Working Women Hostel at Rawalpindi.	3.202	0.000	2.604	0.598	0.000	0.000
36.	Working Women Hostel at Sargodha	2.365	0.000	2.087	0.185	0.093	0.000
37.	Working Women Hostel at D.G. Khan	2.320	0.000	2.030	0.196	0.093	0.000
38.	Residential Institute for Blind Girls Choorkana, Sheikupura.	0.597	0.000	0.000	0.597	0.000	0.000
39.	Women Rural Libraries at Lahore.	5.096	0.000	4.936	0.080	0.000	0.000
40.	Provision of Single Room Accommodation to Lady Teachers in Government Colleges Punjab.	3.670	0.000	3.508	0.162	0.000	0.000
41.	Polytechnic Institute, Bahawalpur.	8.835	0.000	2.053	0.000	0.886	0.000
42.	Polytechnic Institute, Mian Channu	3.194	0.000	1.597	1.597	0.000	0.000
43.	18 Day Care Centres in Punjab.	4.751	0.000	3.074	0.501	1.176	0.000

## WOMEN'S DEVELOPMENT PROGRAMME

(Million Rupees)

Sl. No.	Name, Location and status of the Scheme	Total Cost	FEC	Estimated Expenditure upto June 1988	Revised Expenditure for 1988-89	Allocation for 1989-90		
						Total PSDP	Foreign Aid	Cash Foreign Exchange
1	2	3	4	5	6	7	8	9
44.	3 Day Care Centres in Punjab.	1.067	0.000	0.840	0.025	0.202	0.000	0.000
45.	8 Day Care Centres in Punjab.	1.779	0.000	1.263	0.122	0.394	0.000	0.000
46.	25 Day Care Centres in Punjab.	3.413	0.000	1.189	0.741	0.741	0.000	0.000
47.	30 Day Care Centres in Punjab.	4.125	0.000	2.337	0.000	0.894	0.000	0.000
48.	Legal Aid Medical Centre Rawalpindi.	0.301	0.000	0.224	0.015	0.031	0.000	0.000
49.	Legal Aid Medical Centre Lahore, Multan.	0.232	0.000	0.052	0.058	0.061	0.000	0.000
50.	5 Legal Aid Medical Centres in Punjab	0.793	0.000	0.360	0.127	0.153	0.000	0.000
51.	21 Legal Aid Medical Centres in Punjab.	3.728	0.000	1.670	0.102	0.978	0.000	0.000
52.	Dental / Hygeinest Cources Lahore.	0.422	0.000	0.258	0.000	0.082	0.000	0.000
53.	Training of LHV Midwives in Backward Cities in Punjab.	4.965	0.000	4.648	0.317	0.000	0.000	0.000
54.	Mobile Women Dispanseries Centre, Rawalpindi.	3.638	0.000	2.364	0.532	0.742	0.000	0.000
55.	Female Drug Treatment, Detoxification & Rehabilitation Centre, Lahore.	9.645	0.000	8.225	0.710	0.710	0.000	0.000
56.	Post Graduate College of Nursing, Lahore.	4.545	0.000	0.000	1.000	1.700	0.000	0.000
57.	Establishment of Home for Mentally Sick Women at Sargodha.	2.320	0.000	0.000	0.500	0.900	0.000	0.000
58.	Construction of General Nursing and Midwifery Training School at District General Hospital Sargodha.	4.569	0.000	0.000	2.285	2.284	0.000	0.000
59.	Convalesant Home for Women at Lahore Through Bahbood Association, Lahore.	1.658	0.000	0.372	0.372	0.457	0.000	0.000
60.	Additional Equipment / Furniture in Polytechnic Institutes, Lahore.	0.397	0.000	0.000	0.375	0.000	0.000	0.000
61.	Addition of Two New Secretariat & Repair of Domestic Appliance.	9.592	0.000	6.890	0.822	0.940	0.000	0.000
62.	Introduction of Commercial Classes at Government Degree Colleges.	0.685	0.000	0.437	0.000	0.150	0.000	0.000
63.	Pilot Project for Research and Development Kitchen Gardening Faisalabad.	0.976	0.000	0.488	0.488	0.000	0.000	0.000
64.	581 Women Adult Education Centres in Punjab.	5.998	0.000	0.678	0.440	0.300	0.000	0.000
65.	Survey of Women's Division, Projects.	0.291	0.000	0.000	0.291	0.000	0.000	0.000
66.	Establishment of Design Centre for Women at Lahore.	5.518	0.000	0.000	0.000	0.918	0.000	0.000
Total (On- going Schemes)					36.619	35.882	0.000	0.000

## WOMEN'S DEVELOPMENT PROGRAMME

Sl. No.	Name, Location and status of the Scheme	Total Cost	F. Aid	Estimated Expenditure upto June 1988	Revised Expenditure for 1988-89	(Million Rupees)	
						Allocation for 1989-90	
						Total PSDF	Foreign Aid
1	2	3	4	5	6	7	8
<b>New Schemes</b>							
67.	Establishment of Industrial Training Institute and Industrial Centre at Village level at Murree & Kahuta Tehsil.	10.765	0.000	0.000	0.000	0.500	0.000
68.	Expansion / Strengthening of Women Section of Cooperative Department for implementing income generating scheme for Women in Punjab.	9.886	0.000	0.000	0.000	0.300	0.000
69.	Establishment of an Institute for Training Female Office Secretariat, Lahore.	13.575	0.000	0.000	0.000	0.374	0.000
70.	Establishment of an Institute for Training of female Office Secretaries, Lahore.	11.575	0.000	0.000	0.000	0.200	0.000
71.	Development of Sericulture Worker Among Women Folk in Kundian, District Mian Wali.	2.500	0.000	0.000	0.000	0.100	0.000
Total (New Schemes)					0.000	1.474	0.000
Total (Punjab)					36.619	37.356	0.000
<b>II- SIND</b>							
<b>On-going Schemes</b>							
72.	Improvement of Livestock in Sind.	2.789	0.000	1.874	0.915	0.000	0.000
73.	Continuation of Sericulture Among Women Folk in Sind.	2.554	0.000	1.050	0.227	0.177	0.000
74.	Establishment of 2 Vocational Institutes at Karachi & 10 Vocational Institutes in Rural Areas, in Sind.	9.250	0.000	7.390	0.000	0.330	0.000
75.	17 Handicraft Cum Carpet Development Centres in Sind.	9.184	0.000	9.184	0.952	0.714	0.000
76.	8 Handicraft Cum Carpet Development Centres in Sind.	6.823	0.000	5.212	0.537	0.403	0.000
77.	Handicraft Development Centre and Duree Making in Sind.	1.088	0.000	0.712	0.000	0.147	0.000
78.	Leather Product Centre in Karachi.	0.555	0.000	0.342	0.071	0.071	0.000
79.	Block Printing Screen Printing Type and Die Centre at Karachi.	0.066	0.000	0.032	0.007	0.007	0.000
80.	Assistance for Sale & Display Centre at Karachi.	0.325	0.000	0.101	0.028	0.098	0.000
81.	Technical Training Centre for Women at Orangi Town Karachi.	0.206	0.000	0.000	0.206	0.000	0.000

## WOMEN'S DEVELOPMENT PROGRAMME

(Million Rupees)

Sl. No.	Name, Location and status of the Scheme	Total Cost	F. Aid	Estimated Expenditure upto June 1988	Revised Expenditure for 1988-89	Allocation for 1989-90	
						Total PSDP	Foreign Aid
1	2	3	4	5	6	7	8
82.	Introduction of Repair of Domestic Electric Appliances Courses in Existing Vocational Institute in Each at Karachi, Hyderabad and Sukkur.	0.480	0.000	0.160	0.000	0.120	0.000
83.	60 Multipurpose Centres in Sind	15.992	0.000	10.862	1.180	0.988	0.000
84.	45 Multipurpose Centres in Sind	5.894	0.000	3.143	0.801	0.732	0.000
85.	15 Multipurpose Women Centres Arid Zone Sind	3.151	0.000	2.077	0.358	0.150	0.000
86.	Three (3) Multipurpose Women Centres Arid Zone Sind	0.955	0.000	0.565	0.195	0.155	0.000
87.	Anjuman Bhabood-e-Khawateen Jamshoro	0.614	0.000	0.307	0.307	0.000	0.000
88.	Multipurpose Development Project for Rural Women in Sind	1.119	0.000	0.375	0.454	0.115	0.000
89.	Multi-purpose Welfare Centre in Hyderabad (BASTI)	4.873	0.000	0.463	0.327	0.125	0.000
90.	Women Islamic Centre in Karachi	0.450	0.000	0.150	0.150	0.100	0.000
91.	In service Training for Auxiliary Worker Multipurpose Child Welfare Centre, Sind	0.225	0.000	0.075	0.075	0.075	0.000
92.	Three Working Women Hostels in Sind	1.145	0.000	0.667	0.239	0.189	0.000
93.	One (1) Working Women Hostel and Welfare Centre at Dadu	0.963	0.000	0.671	0.292	0.000	0.000
94.	Working Women Hostel at Thatta	0.850	0.000	0.850	0.000	0.053	0.000
95.	Relief Project for Affected Families Hyderabad	0.560	0.000	1.000	0.560	0.000	0.000
96.	Establishment of 125 Women's Centres in Sind	9.313	0.000	6.122	0.785	0.432	0.000
97.	Construction of Building Anjuman - e - Niswan Shah Faisal Colony Karachi	0.979	0.000	0.000	0.457	0.271	0.000
98.	15 Day Care Centres in Sind	3.770	0.000	1.364	0.802	0.602	0.000
99.	Day Care Centre Metropolitan Town Karachi	0.126	0.000	0.094	0.000	0.016	0.000
100.	Legal Assistance to Destitute Women at Karachi, Sukkur and Hyderabad.	0.256	0.000	0.163	0.093	0.000	0.000
101.	7 Legal Medical Aid Centers in Sind	1.069	0.000	0.417	0.326	0.246	0.000
102.	Training of One Hundred (125) Female Medical Technicians in Sind.	1.547	0.000	0.360	0.180	0.140	0.000
103.	Salary of 2 LHV for Meternity and Child Centre at Landhi, Karachi.	0.105	0.000	0.088	0.017	0.000	0.000
104.	Home for Mentally/ Emotionally Distressed Women at Sukkur.	3.421	0.000	0.625	0.000	0.440	0.000

## WOMEN'S DEVELOPMENT PROGRAMME

(Million Rupees)

Sl. No.	Name, Location and status of the Scheme	Total Cost	F. Aid	Estimated Expenditure upto June 1988	Revised Expenditure for 1988-89	Allocation for 1989-90	
						Total PSDP	Foreign Aid
1	2	3	4	5	6	7	8
105.	Ploytechnic Institute Sukkur	9.689	0.000	7.955	0.544	0.442	0.000
106.	Ploytechnic Institute Karachi.	12.860	0.000	9.418	1.204	0.602	0.000
107.	Ploytechnic Institute Hyderabad.	6.060	0.000	2.130	0.330	0.900	0.000
108.	Ploytechnic Institute Sanghar.	9.756	0.000	3.948	0.000	0.698	0.000
109.	3 Commercial Training Institutes in Sind	0.795	0.000	0.601	0.028	0.083	0.000
110.	Typing and Shorthand Training Centre at Various Colleges Hyderabad.	2.923	0.000	1.641	0.000	0.481	0.000
111.	Introduction of Secretariat Training Centre at Hyderabad and Sukkur.	1.209	0.000	0.514	0.000	0.231	0.000
112.	6 Commercial Training Institutes in Sind	0.718	0.000	0.476	0.000	0.097	0.000
113.	80 Communities Sponsored Centres for Women in Sind.	5.994	0.000	4.373	0.386	0.435	0.000
114.	90 Communities Sponsored Centres for Women in Sind	7.607	0.000	5.744	0.330	0.471	0.000
115.	120 Women Centres in Sind	9.885	0.000	7.311	0.711	0.648	0.000
116.	Women Rural Libraries in Sind.	1.384	0.000	1.304	0.080	0.000	0.000
117.	Training Academy for Female Extension Workers Karachi.	5.880	0.000	3.105	0.925	0.000	0.000
118.	Employment of Community Development Workers Trained by PVHMA.	5.690	0.000	0.300	2.540	1.536	0.000
119.	Provincial Coordination Cell in Karachi, Sind.	5.262	0.000	2.623	0.707	0.814	0.000
120.	SAZDA Sale and Display Centre.	1.000	0.000	0.000	0.000	0.100	0.000
121.	Introduction of Celtaftan Architecture in Khuda Ki-Basti.	0.251	0.000	0.000	0.251	0.044	0.000
122.	Support to Basic Urban Services for Kachi Abadies (BASTI) in Sind	5.328	0.000	0.000	1.057	0.566	0.000
Total (Sind)					19.634	15.044	0.000

## III. N.W.F.P

## On-going Schemes

123.	Training of Women Folk in Fruit Vegetable Product and Preservation NWFP	3.028	0.000	1.222	1.082	0.483	0.000
124.	Estab. of Handicraft Cooperative Marketing and Manufacturing Centre D.I. Khan.	1.355	0.000	1.124	0.038	0.231	0.000
125.	Handicraft Manufacturing Cooperative Marketing (Carpet/ Duree in Chitral)	1.287	0.000	0.799	0.244	0.244	0.000

## WOMEN'S DEVELOPMENT PROGRAMME

							(Million Rupees)	
Sl. No.	Name, Location and status of the Scheme	Total Cost	F. Aid	Estimated Expenditure upto June 1988	Revised Expenditure for 1988-89	Allocation for 1989-90		
						Total PSDP	Foreign Aid	
1	2	3	4	5	6	7	8	
126.	Establishment of 3 Vocational Institutes at Kohat Bannu and Peshawar	6.965	0.000	4.318	0.849	0.749	0.000	
127.	Establishment of 2 Vocational at Mansehra and Swabi	3.586	0.000	2.204	0.429	0.424	0.000	
128.	Staff Development Scheme for GPI and Vocational Training Institute Peshawar	1.892	0.000	1.472	0.000	0.210	0.000	
129.	Carpet & Duree Development Centre at Abbottabad and Peshawar	2.858	0.000	1.850	0.336	0.336	0.000	
130.	Readymade Garments Training Centre at Peshawar	2.580	0.000	1.980	0.000	0.556	0.000	
131.	13 Community Halls in NWFP	4.355	0.000	3.378	0.492	0.492	0.000	
132.	Working Women Hostel at D.I.Khan	2.128	0.000	1.404	0.351	0.362	0.000	
133.	Working Women Hostel at Abbottabad.	3.322	0.000	3.322	0.345	0.000	0.000	
134.	Construction of Darual Flah / Aman Abbottabad	4.242	0.000	1.000	0.000	1.500	0.000	
135.	Twelve Hostels for Lady Teachers of Girls Schools, NWFP	8.773	0.000	4.000	4.073	0.736	0.000	
136.	Home for Mentally/ Emotionally Distressed Women at Peshawar	3.619	0.000	1.000	0.000	0.793	0.000	
137.	Two in service Refresher Courses, LHV at Peshawar	0.572	0.000	0.212	0.000	0.480	0.000	
138.	Post Graduate College of Nursing in NWFP	2.512	0.000	1.209	0.591	0.612	0.000	
139.	Introduction of Commercial Classes in the Existing Government Girls College NWFP	0.076	0.000	0.052	0.012	0.012	0.000	
140.	Extension of Secretariat Work by Double Shift in the Existing Secretariat Work for Women in PARD Peshawar	0.228	0.000	0.180	0.024	0.024	0.000	
141.	Supporting Staff for Welfare Project in NWFP	1.668	0.000	1.360	0.089	0.154	0.000	
142.	Women Rural Libraries in NWFP	1.366	0.000	1.286	0.080	0.080	0.000	
143.	415 Industrial Cum Adult Literacy Centres in NWFP	21.510	0.000	15.367	3.038	2.309	0.000	
144.	Additional Water Supply Scheme in Karak, Bannu	1.106	0.000	0.000	0.000	0.303	0.000	
145.	Provincial Coordination Cell NWFP	1.546	0.000	0.000	0.741	0.831	0.000	
146.	Govt Polytechnic Institute Peshawar	0.000	0.000	0.000	0.675	0.000	0.000	
147.	Drinking Water Supply Scheme Mina Khel	0.524	0.000	0.000	0.524	0.000	0.000	

## WOMEN'S DEVELOPMENT PROGRAMME

						(Million Rupees)	
Sl. No.	Name, Location and status of the Scheme	Total Cost	F. Aid	Estimated Expenditure upto June 1988	Revised Expenditure for 1988-89	Allocation for 1989-90.	
						Total PSDP	Foreign Aid
1	2	3	4	5	6	7	8
148.	Construction of Staff Development Scheme for Women Skill	2.650	0.000	0.000	1.000	0.287	0.000
Total (NWFP)					15.013	12.208	0.000
<b>BALUCHISTAN</b>							
On-going Schemes							
149.	Pilot Training Programme for Women folk in Quetta and Agrobased Industry	3.644	0.000	0.135	1.135	0.986	0.000
150.	Establishment of Training cum outing Centre at Quetta	1.595	0.000	0.845	0.000	0.225	0.000
151.	Carpet Duree making in Nursery School for Baby Tailoring cum knitting Centre for convicted women at Quetta jail	0.959	0.000	0.907	0.234	0.000	0.000
152.	Establishment of Tailoring Cum outing Centre Sibi	0.392	0.000	0.098	0.000	0.098	0.000
153.	Repair of House Hold Appliance for ladies at Quetta	0.020	0.000	0.005	0.000	0.005	0.000
154.	Industrial Home cum typing Centre Quetta	0.576	0.000	0.144	0.144	0.144	0.000
155.	Establishment of 12 Community Halls in Baluchistan	3.785	0.000	3.330	0.000	0.455	0.000
156.	Employment Sector (Ladies) Multipurpose Centre Quetta	8.846	0.000	0.814	0.016	0.016	0.000
157.	Rural Women Libraries programme in Baluchistan	0.471	0.000	0.391	0.080	0.000	0.000
158.	Working Women Hostal Quetta	3.444	0.000	1.722	0.000	0.500	0.000
159.	Day Care Centre in Sibi Quetta	0.753	0.000	0.659	0.047	0.047	0.000
160.	Child Day Care Centre EMEM Centre Quetta	0.290	0.000	0.125	0.055	0.055	0.000
161.	Provision of Legal Assistance to Darul Aman, Quetta	0.141	0.000	0.042	0.021	0.033	0.000
162.	Home for Mentally/ Emotionally depressed Women at Quetta	3.707	0.000	0.750	0.000	1.797	0.000
163.	15 General Nursery Student for Improvement of Lady, Baluchistan	1.109	0.000	0.628	0.000	0.229	0.000
164.	Polytechnic Institute, Quetta	1.484	0.000	0.371	0.000	0.371	0.000
165.	Opening of Typing Shorthand Classes at Existing Vocational Institute Quetta	0.092	0.000	0.070	0.011	0.011	0.000
166.	Establishment of Typing Shorthand Book / Bookkeeping Centre at Sibi, Loralai.	0.626	0.000	0.538	0.031	0.044	0.000

## WOMEN'S DEVELOPMENT PROGRAMME

(Million Rupees)

Sl. No.	Name, Location and status of the Scheme	Total Cost	F. Aid	Estimated Expenditure upto June 1988	Revised Expenditure for 1988-89	Allocation for 1989-90		
						Total PSDP	Foreign Aid	
1	2	3	4	5	6	7	8	
167.	Strengthening of Idara-e-Dustkari Managed by SW Agency in Baluchistan	0.032	0.000	0.024	0.000	0.008	0.000	
168.	Training Programme for Typing Shorthand Classes at Girls Collage at Quetta	0.508	0.000	0.432	0.000	0.038	0.000	
169.	Commercial Training Institute for women in Quetta	1.719	0.000	1.213	0.253	0.253	0.000	
170.	Purchase of Equipment for existing Idara-e-Dustkari	0.128	0.000	0.064	0.000	0.064	0.000	
171.	Provincial Coordination Cell in Baluchistan Quetta	3.713	0.000	1.016	0.899	0.899	0.000	
Total (On-going Schemes)						2.926	6.278	0.000
8.000								
New Schemes								
172.	Establishment of Community Centre in University of Baluchistan, Quetta	6.383	0.000	0.000	0.000	0.117	0.000	
173.	Strengthening of Girls Primay School at Tora Shah	0.725	0.000	0.000	0.000	0.100	0.000	
174.	Construction of Girls Guide Hostel at Quetta	2.445	0.000	0.000	0.000	0.200	0.000	
175.	Construction of Six Community Halls in Baluchistan	11.239	0.000	0.000	0.000	0.300	0.000	
Total (New Schemes)						0.000	0.717	0.000
Total (Baluchistan)						2.926	6.995	0.000
<b>V. AZAD KASHMIR</b>								
On-going Schemes								
176.	Setting up of 5 carpet / Kashmir art Development Training Centre for Women in AJ&K	0.427	0.000	0.342	0.085	0.000	0.000	
177.	Setting up of Multi-trade women Training Centre AJ&K	3.276	0.000	0.000	1.150	0.500	0.000	
178.	Dais Training Programme in DHQ/MCH Centres Muzaffarabad	1.816	0.000	1.402	0.054	0.180	0.000	
179.	LHV Training Programme at Muzaffarabad	0.627	0.000	0.511	0.000	0.090	0.000	
180.	Training of Traditional Birth Attendent	2.458	0.000	0.955	0.214	0.586	0.000	
181.	9 First Aid Centres in AJ&K	0.988	0.000	0.494	0.000	0.494	0.000	


## WOMEN'S DEVELOPMENT PROGRAMME

Sl. No.	Name, Location and status of the Scheme	Total Cost	F. Aid	Estimated Expenditure upto June 1988	Revised Expenditure for 1988-89	(Million Rupees)	
						Allocation for 1989-90	
1	2	3	4	5	6	Total PSDP	Foreign Aid
182.	Provincial Coordination Cell in AJ&K	0.354	0.000	0.019	0.000	0.115	0.000
183.	Pilot Rural House Hold Education Centre at AJK	1.500	0.000	0.000	1.500	0.000	0.000
Total (Azad Kashmir)					1.503	1.965	0.000
VI. FATA/ NORTHERN AREA							
On-going Schemes							
184.	Establishment of Women Cooperative Cell under Cooperative Department, Gilgit.	1.086	0.000	0.362	0.362	0.362	0.000
185.	Establishment of Comprehensive Training Centre in Gilgit.	2.636	0.000	0.659	0.659	0.659	0.000
186.	44 Industrial Centre in FATA N.W.F.P.	5.042	0.000	2.382	1.528	0.978	0.000
187.	Women Libraries in Agency council.	0.202	0.000	0.289	0.202	0.000	0.000
Total (Northern Areas)					2.751	1.999	0.000
VII. FEDERAL AREAS							
On-going Schemes							
188.	Day Care Centre at Islamabad.	2.213	0.000	0.000	0.089	0.070	0.000
189.	Home for Mentally/Emotionally Distressed women at Islamabad.	1.868	0.000	1.000	0.952	0.588	0.000
190.	Setting up of Mobile Civil Protection Training Teams in All Pakistan.	6.672	0.000	1.037	3.048	1.000	0.000
191.	Strengthening of Secretarial Training for Women in Ploytechnic Institutes Islamabad.	0.102	0.000	0.000	0.102	0.000	0.000
192.	Five Women Study Centre at University Women at Islamic Centre.	7.094	0.000	1.727	0.000	1.000	0.000
193.	Women Rural Libraries Programme Coordination Officer Islamabad.	0.294	0.000	0.000	0.098	0.000	0.000
194.	Monitoring and Evaluation Cell of Women's Project.	14.628	0.000	0.000	0.375	2.500	0.000
195.	Mass quality survey of Non Governmental Organizations.	0.669	0.000	0.000	0.000	0.675	0.000
Total (On-going Schemes)					10.497	5.833	0.000

## WOMEN'S DEVELOPMENT PROGRAMME

(Million Rupees)

Sl. No.	Name, Location and status of the Scheme	Total Cost	F. Aid	Estimated Expenditure upto June 1988	Revised Expenditure for 1988-89	Allocation for 1989-90	
						Total PSDP	Foreign Aid
1	2	3	4	5	6	7	8
<b>New Schemes</b>							
196.	Conscious Raising Amongst Women.	19.500	0.000	0.000	0.000	0.500	0.000
197.	Women's Press	3.500	0.000	0.000	0.000	1.000	0.000
198.	Multipurpose Community Centre at Islamabad.	4.000	0.000	0.000	0.000	1.000	0.000
199.	Women Studies Centres at Colleges.	2.000	0.000	0.000	0.000	1.000	0.000
200.	Appointment of Additional Development Commissioner (Women's Division) on National level.	85.500	0.000	0.000	0.000	0.500	0.000
201.	Scheme for extra female civil Judges anti multi-trades.	3.000	0.000	0.000	0.000	1.000	0.000
202.	Production of educational Cassettes.	3.000	0.000	0.000	0.000	1.000	0.000
203.	College Study Circles and LLB Section for Women.	4.000	0.000	0.000	0.000	1.000	0.000
Total (New Schemes)					0.000	7.000	0.000
Total (Federal Areas)					10.497	12.833	0.000
Total (Women's Division)					88.943	88.400	0.000
<b>B. WOMEN'S ACTION PLAN</b>							
204.	Lumpsum Provision for Women's Action Plan	0.000	0.000	130.000	87.851	74.100	0.000
Total (Women Action)					87.851	74.100	0.000
Total (Women's Development)					176.794	162.500	0.000



---


---

**POPULATION WELFARE PROGRAMME**

---

---


(175-176)



POPULATION WELFARE PROGRAMME  
(Summary)

(Million Rs.)

Sl. No.	Sub-sector	Total PSDP	Foreign Aid
1	2	3	4
1.	Administrative Organisation	110.220	2.500
2.	Population Welfare Services	172.800	41.865
3.	Training	20.900	11.000
4.	I.E.C	16.550	13.350
5.	Research	14.400	4.950
6.	Contraceptives	103.630	101.780
7.	Constructions	7.000	6.500
Total (Population Welf. Program		445.500	181.945



## POPULATION WELFARE PROGRAMME

Sl. No.	Name, Location and status of the Scheme	Total Cost	F. Aid	Estimated Expenditure upto June 1988	Revised Expenditure for 1988-89	(Million Rupees)	
						Allocation for 1989-90	
						Total PSDP	Foreign Aid
1	2	3	4	5	6	7	8
POPULATION WELFARE DIVISION							
I. Administrative Organization							
1.	Federal Administrative Organization	217.978	0.000	21.100	42.936	35.000	1.500
2.	Provincial District and Tehsil Administrative Organization, Punjab	214.417	0.000	31.756	30.134	33.550	0.200
3.	Provincial, District and Tehsil Admin. Organization, Sind	92.100	0.000	15.654	13.312	16.500	0.150
4.	Provincial, District and Tehsil Admin. Organization, NWFP	74.812	0.000	13.049	11.234	13.280	0.100
5.	Provincial, District and Tehsil Admin. Organization, Baluchistan	55.535	0.000	8.522	5.280	7.390	0.050
6.	Federal District of Islamabad	21.821	0.000	0.000	0.000	4.500	0.500
Total (Admin. Organization)					102.896	110.220	2.500
II. Population Welfare Services							
7.	Family Welfare Centres	773.763	0.000	99.358	110.000	121.200	4.350
8.	Reproductive Health Services	253.914	0.000	20.762	23.876	23.800	16.940
9.	Population Welfare Programme Through Provincial Line Departments	5.433	0.000	0.285	0.500	0.220	0.015
10.	Family Planning Inputs in Health Department	19.528	0.000	0.341	2.511	2.760	2.760
11.	Target Group Institutions	4.833	0.000	0.396	0.500	0.415	0.000
12.	Population Welfare Programme in Azad Jammu and Kashmir	4.483	0.000	0.320	0.350	0.420	0.000
13.	Population Welfare Programme in Northern Areas	1.517	0.000	0.117	0.150	0.200	0.000
14.	Hakims and Homeopathic Project	10.000	0.000	2.697	0.500	0.485	0.000
15.	Non-governmental Organizations	188.090	0.000	19.478	20.000	22.800	17.800
16.	Population Welfare Programme through the Traditional Birth Attendants	78.356	0.000	0.253	0.350	0.500	0.000
17.	Involvement of Registered Medical Practitioners	4.875	0.000	0.000	0.350	0.000	0.000
Total (Pop. Welfare Services)					159.087	172.800	41.865

## POPULATION WELFARE PROGRAMME


(Million Rupees)

Sl. No.	Name, Location and status of the Scheme	Total Cost	F. Aid	Estimated Expenditure upto June 1988	Revised Expenditure for 1988-89	Allocation for 1989-90	
						Total PSDP	Foreign Aid
1	2	3	4	5	6	7	8
III. Training Programme							
18.	Clinical (RTIs)	80.000	0.000	12.702	14.051	15.000	8.000
19.	Non-Clinical (PWTIs)	35.000	0.000	4.595	4.366	5.900	3.000
Total (Training)					18.417	20.900	11.000
IV. I.E.C							
20.	Population Education (formal)	10.749	0.000	1.598	1.700	1.000	0.000
21.	Population Study Centres	0.000	0.000	0.835	1.617	2.000	2.000
22.	Communication activities	95.245	0.000	21.993	8.192	13.550	11.350
Total (I.E.C)					11.509	16.550	13.350
V. Research and Support Activities							
23.	National Research Institute of Reproductive Physiology (NRIRP)	15.000	0.000	0.951	2.461	1.700	0.250
24.	National Institute of Population Studies (NIPS)	48.800	0.000	4.837	5.750	8.000	3.000
25.	Research and Support Activities NRIFC	30.600	0.000	3.139	3.655	4.500	1.500
26.	Research and Monitoring Studies	10.000	0.000	0.000	0.200	0.100	0.100
27.	Innovatives	11.284	0.000	0.322	0.357	0.000	0.000
28.	Consultancy	10.000	0.000	0.000	0.500	0.100	0.100
Total (Research)					12.923	14.400	4.950
VI. Logistics & Supplies							
29.	Contraceptive Requirement and Distribution	428.233	0.000	93.606	45.152	61.380	60.680
30.	Social Marketing of Contraceptives	311.320	0.000	48.240	42.999	40.000	38.850
31.	Transport	83.970	0.000	0.000	4.500	2.250	2.250
Total (Logistics & Supplies)					92.651	103.630	101.780

## POPULATION WELFARE PROGRAMME

(Million Rupees)

Sl. No.	Name, Location and status of the Scheme	Total Cost	F. Aid	Estimated Expenditure upto June 1988	Revised Expenditure for 1988-89	Allocation for 1989-90	
						Total PSDP	Foreign Aid
1	2	3	4	5	6	7	8
VII. Constructions							
32.	Const. of Federal offices (NRIFC, NRIRP Ware House)	0.000	0.000	13.279	6.500	3.000	3.000
33.	Const. of Five Regional Training Institutes	54.576	38.863	0.350	2.000	4.000	3.500
Total (Constructions)					8.500	7.000	6.500
Total (Population Welfare Programme)					405.983	445.500	181.945



---

---

**SOCIAL WELFARE**

---

---

(183-184)

... ..  
... ..  
... ..


... ..  
... ..  
... ..



SOCIAL WELFARE  
(Summary)

(Million Rs.)

Sl. No.	Sub-sector	Total PSDP	Foreign Aid
1	2	3	4
1.	Special Education	73.331	0.000
2.	Social Welfare Services	9.982	0.000
3.	Promotion of Voluntry Social Work	6.500	0.000
4.	Staff Welfare Orginazation	19.766	0.000
Total (Social Welfare)		109.579	0.000



## SOCIAL WELFARE

(Million Rupees)

Sl. No.	Name, Location and status of the Scheme	Total Cost	F. Aid	Estimated Expenditure upto June 1988	Revised Expenditure for 1988-89	Allocation for 1989-90		
						Total PSDP	Foreign Aid	
1	2	3	4	5	6	7	8	
<b>A. SPECIAL EDUCATION AND SOCIAL WELFARE DIVISION</b>								
<b>I. Special Education</b>								
1.	National Institute for Handicapped Islamabad	46.260	11.300	1.428	5.473	6.000	0.000	
2.	Pilot Project for Emergent Manpower Development	3.760	0.000	0.850	0.000	0.300	0.000	
3.	Overseas Development Administration Support and Manpower Development for Special Education	9.664	0.000	0.045	2.515	0.312	0.000	
4.	National Special Education Centre for Hearing and Speech Impaired, H-9, Islamabad	91.516	10.000	5.849	6.761	8.761	0.000	
5.	National Special Education Centre for Physically Handicapped, G-8/4, Islamabad	80.045	0.000	5.620	6.761	8.762	0.000	
6.	National Special Education Centre for Mentally Retarded children, Islamabad	61.767	0.000	2.492	5.473	2.473	0.000	
7.	National Special Education Centre for Integrated Education of Visually Handicapped, Islamabad	159.850	6.520	17.473	1.342	5.342	0.000	
8.	National Special Education Primary Centre for Visually Handicapped, Islamabad	43.154	2.915	3.157	5.793	2.793	0.000	
9.	Foreign Training and Equipment Support for Special Education of Physically Handicapped Children	8.056	0.000	0.020	0.298	0.300	0.000	
10.	National Training Centre for Disabled Persons, Islamabad	9.944	0.000	4.389	1.844	4.000	0.000	
11.	Pilot Project on Training of Teachers in Special Education for Visually Handicapped in conjunction with Allama Iqbal Open University, Islamabad	3.000	0.000	1.050	0.456	0.456	0.000	
12.	National Census of all Categories Disabled	9.000	0.000	1.274	2.357	0.005	0.000	
13.	National Talking Book Centre Islamabad	2.827	0.000	0.485	0.456	0.456	0.000	
14.	Special Education School for Mentally Retarded Children Phase-I, Islamabad	3.089	0.000	2.066	0.738	1.000	0.000	
15.	Establishment of Special Education Sequence at Post-Graduate Level at the University of the Punjab	9.500	0.000	1.702	1.723	0.005	0.000	
16.	Establishment of Special Education sequence at post graduate level at the University of Karachi	9.500	0.000	1.702	1.723	0.800	0.000	
42.	Social Services (Medical) Project District Headquarter Hospital, Skardu	1.526	0.000	0.000	0.261	0.210	0.000	
43.	Comprehensive Community Centre Chilas	2.833	0.000	0.000	0.261	0.210	0.000	
44.	Senior Citizens Club, Peshawar	2.437	0.000	0.000	0.627	0.315	0.000	
45.	Senior Citizens Club, Quetta	2.437	0.000	0.000	0.000	0.508	0.000	
46.	Services for Children in difficult Circumstances	11.509	9.500	0.000	0.000	0.508	0.000	
47.	Establishment of Silai Markez at Karachi	11.914	0.000	0.000	0.000	0.200	0.000	
<b>Total (Social Welfare Services)</b>						<b>8.676</b>	<b>9.982</b>	<b>0.000</b>
<b>III. Promotion of Voluntary Social Work</b>								
48.	Financial Support and Technical Assistance to the Voluntary Social Welfare Agencies through the National Council of Social Welfare	30.000	0.000	27.478	5.000	5.000	0.000	
49.	Grant for Self-Help Projects (On all Pakistan Basis)	3.234	0.000	2.834	1.000	1.000	0.000	
50.	Grant for Evaluative Research Studies and Publication of Literature (On All Pakistan Basis)	1.000	0.000	0.754	0.211	0.100	0.000	
51.	Grant for Holding Social Welfare Conferences (On All Pakistan Basis)	1.010	0.000	1.010	0.310	0.400	0.000	
<b>Total (P.V.S.W)</b>						<b>6.521</b>	<b>6.500</b>	<b>0.000</b>
<b>Total (Spl. Educ. &amp; S.W. Div.)</b>						<b>75.090</b>	<b>89.813</b>	<b>0.000</b>

## SOCIAL WELFARE


(Million Rupees)

Sl. No.	Name, Location and status of the Scheme	Total Cost	F. Aid	Estimated Expenditure upto June 1988	Revised Expenditure for 1988-89	Allocation for 1989-90	
						Total PSDF	Foreign Aid
1	2	3	4	5	6	7	8
<b>B. ESTABLISHMENT DIVISION</b>							
Staff Welfare Organisation							
52.	Construction of Community Centres at Islamabad, Peshawar, Lahore, Quetta and Karachi	46.750	0.000	20.037	6.500	2.000	0.000
53.	Extension and improvement in the Holiday Home, Murree	1.582	0.000	0.620	0.448	0.100	0.000
54.	Construction of Hostel for working Women at Islamabad	9.824	0.000	10.025	0.300	0.500	0.000
55.	Trade Training Centre, Islamabad	9.950	0.000	6.817	0.200	0.100	0.000
56.	Extension and improvement in the existing building/project and establishment of small projects	9.995	0.000	10.082	1.100	1.000	0.000
57.	Construction of compound wall, extension of parking space and other/sundry works in Aabpara Community Centre	8.645	0.000	6.092	0.329	2.000	0.000
58.	Expansion of welfare projects and facilities/buildings and welfare amenities and new small schemes	9.950	0.000	1.016	2.000	2.000	0.000
59.	Ladies Industrial Home-cum-work order centres, Karachi, Peshawar and Lahore	9.000	0.000	0.000	1.000	1.000	0.000
60.	Holiday Homes Ziarat & Kinjhar	4.217	0.000	0.023	1.000	2.000	0.000
61.	Provision of Welfare Facilities to the Retired Federal Government Servants	18.440	0.000	0.500	0.500	1.000	0.000
62.	Ladies Industrial Home in F-6/1, Islamabad	3.500	0.000	0.000	0.000	0.500	0.000
63.	Establishment of Welfare Region and provision of welfare projects for the Federal Government employees in Northern Area	9.980	0.000	0.000	0.500	1.000	0.000
64.	Relief to the Federal Govt. Employees (BPS 1-16) in cases of Distress and Disaster-I	5.000	0.000	0.000	0.000	0.800	0.000
65.	Provision of Transport/Ambulance Service at Islamabad, Peshawar, Lahore, Quetta and Karachi	4.000	0.000	1.156	1.844	0.200	0.000
66.	Provision of rehabilitation aids to the disabled Federal Government employees and their dependents	5.000	0.000	0.385	0.050	0.200	0.000
67.	Hostel for working men at Islamabad	9.950	0.000	0.000	3.193	0.500	0.000
68.	Strengthening of existing welfare institutions	9.890	0.000	0.000	0.420	1.000	0.000

## SOCIAL WELFARE

(Million Rupees)

Sl. No.	Name, Location and status of the Scheme	Total Cost	F. Aid	Estimated Expenditure upto June 1988	Revised Expenditure for 1988-89	Allocation for 1989-90	
						Total PSDP	Foreign Aid
1	2	3	4	5	6	7	8
69.	Stipend for the purchase of textbooks, note books etc. for the school/college going children of the F.G.E.	9.850	0.000	0.000	0.000	3.566	0.000
70.	Incentive for talented children of Federal Government employees	9.490	0.000	0.000	1.506	0.200	0.000
71.	Training in skill trade for school/college drop outs (children of the F.G.E.)	6.250	0.000	0.000	0.200	0.100	0.000
Total (Establishment Division)					21.090	19.766	0.000
Total (Social Welfare)					96.180	109.579	0.000



---

---

**RESEARCH, STATISTICS AND PLANNING**

---

---

(193-194)

x

4

2

7


1

43

\*

## RESEARCH STATISTICS &amp; PLANNING

Sl. No.	Name, Location and status of the Scheme	Total Cost	F. Aid	Estimated Expenditure upto June 1988	Revised Expenditure for 1988-89	(Million Rupees)	
						Allocation for 1989-90	
						Total PSDP	Foreign Aid
1	2	3	4	5	6	7	8
<b>A. PLANNING DIVISION</b>							
1.	Pakistan Planning and Management Institute (PPMI) Phase-I Islamabad	8.970	0.000	0.000	0.100	0.500	0.000
2.	Prime Minister Consultative Committee.	0.000	0.000	0.000	1.800	5.000	0.000
3.	Economic Research Programme	0.000	0.000	4.343	4.700	4.715	0.000
4.	Javed Azfar Computer Centre	26.100	23.000	2.000	0.745	1.000	0.000
5.	Short Term Consultancy for Project Wing	0.000	0.000	3.000	0.500	1.000	0.000
Total (Planning Div.)					7.845	12.215	0.000
<b>B. STATISTICS DIVISION</b>							
6.	Computer Facility FBS	0.000	0.000	0.000	9.800	14.200	11.200
7.	Pakistan Institute of Stat. and Research	7.884	0.000	6.179	0.100	0.900	0.000
8.	Household Survey	53.100	12.500	7.860	5.500	5.500	2.500
9.	National Accounts Statistics of Pakistan	0.000	0.000	0.000	0.000	14.548	6.321
Total (Statistics Div.)					15.400	35.148	20.021
<b>C. CABINET DIVISION</b>							
10.	Pak Computer Bureau	28.741	3.938	25.369	1.560	1.995	0.000
Total (Cabinet Div.)					1.560	1.995	0.000
<b>D. FINANCE DIVISION</b>							
11.	Performance Audit Development Training and Implementation	0.000	0.000	0.000	0.000	2.045	0.000
Total (Finance Div.)					0.000	2.045	0.000
Total (Res. Stat. & Planning)					24.805	51.403	20.021



---


---

**E. BUDGETARY PUBLIC CORPORATIONS**

---

---

(197-198)



---


---

**WATER AND POWER DEVELOPMENT  
AUTHORITY (WAPDA)**

---

---

(199-200)



## WATER AND POWER DEVELOPMENT AUTHORITY

(Million Rupees)

Sl. No.	Name, Location and status of the Scheme	Total Cost	F. Aid	Estimated Expenditure upto June 1988	Revised Expenditure for 1988-89	Allocation for 1989-90	
						Total PSDP	Foreign Aid
1	2	3	4	5	6	7	8
A. WAPDA (Water)							
I. SURFACE WATER DEVELOPMENT SCHEMES							
1.	Pat Feeder Canal Rehabilitation and Improvement	3,066.720	1,448.456	0.000	0.000	109.000	75.000
2.	Chashma Right Bank Canal Proj. Stage-II	548.928	89.179	316.000	160.126	216.900	123.000
3.	Central Material Testing Laboratory	0.000	0.000	0.000	0.000	0.100	0.000
Total (S.W.D Schemes)					160.126	326.000	198.000
II. ACCELERATED PROGRAMME							
(i) Punjab							
4.	Punjad Abbasia SCARP-VI	1,882.000	432.200	1,159.319	226.000	278.000	90.000
5.	Lower Rechna Remaining Drainage-IV	1,289.860	512.460	395.353	238.900	198.000	69.000
6.	SCARP Transition Pilot Project	295.554	130.481	5.997	58.000	50.800	17.000
7.	Hadali Sub Unit	275.160	1.000	37.915	41.000	40.000	0.000
8.	Gojra Khewra Phase-I	34.500	0.000	15.391	2.300	0.000	0.000
9.	Gojra Khewra Phase-II	267.703	0.000	0.000	16.000	10.000	0.000
10.	Upper Rechna Remaining Deg Basin	730.170	0.000	0.000	0.000	0.100	0.000
11.	Fordwah Remaining Phase-I	1,304.904	0.000	0.000	45.000	60.000	0.000
12.	Sukh Bias below phase-I	393.000	0.000	0.000	6.500	5.000	0.000
13.	Project Planning	499.000	0.000	153.422	43.000	65.900	0.000
14.	D.G.Khan Saline	0.000	0.000	0.000	0.000	0.100	0.000
15.	Khushab Sub Unit	1,066.400	0.000	0.000	8.800	20.000	0.000
16.	Shorkot Kamalia Saline	997.595	0.000	0.000	6.300	5.000	0.000
17.	Private T/ws Development Project	908.000	0.000	0.000	6.200	34.000	1.000
18.	Effective Linkage Drainage Khairwal	0.000	0.000	0.000	0.000	0.100	0.000
Total (Punjab)					698.000	767.000	177.000
(ii) Sind							
19.	North Dadu Drainage	321.000	16.000	457.282	150.000	30.000	0.000
20.	Left Bank Outfall Spinal Drain	1,425.766	784.001	150.488	86.200	120.200	23.200
21.	Left Bank Outfall Drain Nawabshah	1,183.557	584.882	55.030	118.900	175.000	35.000
22.	Left Bank Outfall Drain Sanghar	1,716.143	916.149	42.112	83.400	165.000	35.000
23.	Left Bank Outfall Drain Mirpur Khas	2,144.384	1,167.703	0.367	9.600	32.800	6.200

## WATER AND POWER DEVELOPMENT AUTHORITY

(Million Rupees)

Sl. No.	Name, Location and status of the Scheme	Total Cost	F. Aid	Estimated Expenditure upto June 1988	Revised Expenditure for 1988-89	Allocation for 1989-90	
						Total PSDP	Foreign Aid
1	2	3	4	5	6	7	8
24.	SCARP South Rohri	935.481	370.657	504.223	66.000	76.900	37.200
25.	Ghotki	768.785	117.759	345.373	113.000	119.000	63.400
26.	Kotri Surface Drainage	290.000	10.000	578.794	41.000	0.100	0.000
27.	Project Planning Sind	0.000	0.000	34.507	21.000	23.000	0.000
28.	Right Bank Outfall Drain	0.000	0.000	0.000	0.000	25.000	0.100
Total (Sind)					689.100	767.000	200.100
(iii) N.W.F.P							
29.	Mardan SCARP NWFP	1,084.800	417.400	900.415	142.100	190.000	10.000
30.	Chashma Command Area Development Project	643.100	309.730	34.155	61.400	40.000	12.900
31.	Project Planning NWFP	108.526	128.323	20.000	23.200	18.000	0.000
Total (NWFP)					226.700	248.000	22.900
Total (Accelerated Programme)					1,613.800	1,782.000	400.000
III. INVESTIGATIONS							
32.	Lower Indus Water Management and Reclamation Research Project	29.776	0.000	20.130	9.607	7.652	2.504
33.	International Waterlogging and Salinity Institute in Pakistan	70.000	20.000	17.358	6.700	12.500	4.000
34.	Monitoring of Salinity Control and Reclamation Project	159.951	12.720	199.060	25.915	25.110	0.000
35.	Water Resources Development and Management Planning in Baluchistan	55.980	10.122	51.580	18.308	14.606	0.000
36.	Development of water Resources of Chitral River	8.655	7.550	37.629	3.721	2.300	0.000
37.	Snow and Ice Hydrology Project including Operational Phase	14.592	7.875	9.402	2.706	5.500	2.319
38.	Umbrella Programmes	0.000	0.000	0.000	0.000	0.100	0.000
39.	Gomal Zam Project (Federal Component)	51.828	10.792	17.713	15.000	10.000	1.965
40.	Medium Term Investment Programming Study in Water Sector	30.000	30.000	0.000	17.500	10.212	10.212
41.	Ground Water Exploration in desert Area	56.991	4.294	18.747	0.000	9.500	1.000
42.	Prototype Research on Sedimentation Engineering (PROSE) Project	29.000	0.000	38.626	6.055	7.520	0.000
Total (Investigation)					105.512	105.000	22.000
Total (WAPDA-Water)					1,879.438	2,213.000	620.000

## WATER AND POWER DEVELOPMENT AUTHORITY

(Million Rupees)

Sl. No.	Name, Location and status of the Scheme	Total Cost	F. Aid	Estimated Expenditure upto June 1988	Revised Expenditure for 1988-89	Allocation for 1989-90	
						Total PSDP	Foreign Aid
1	2	3	4	5	6	7	8
<b>B. WAPDA (Power)</b>							
<b>I. Generation</b>							
<b>(1) Hydel (on-going)</b>							
43.	Tarbela H.E.P.S.(Units 9-10)	1,830.000	830.000	1,583.000	1.000	0.000	0.000
44.	Mangla H.E.P.S.(Units 9-10)	1,390.000	726.000	24.300	64.000	200.488	0.000
45.	Tarbela H.E.P.S.(Units 11-14)	10,957.000	4,922.000	1,041.400	992.600	1,832.841	976.870
46.	Development of Mirpur Leading Cut in Mangla Reservoir	38.000	0.000	0.000	5.300	8.000	0.000
47.	Kalabagh Dam Project PC-II Stage-III	174.000	45.000	105.009	0.000	25.000	4.000
48.	Low Head Barrage and Canal Hydel Stage-I Cheshma Rohri, CJ Link	35.000	13.000	34.000	3.000	0.000	0.000
49.	Low Head Barrage and Canal Hydel Stage-II Jinnah Taunsa Guddu	53.000	24.000	11.000	7.900	0.000	0.000
50.	3 MW Diesel Sets in Gilgit	30.000	9.000	26.800	3.800	7.000	0.000
51.	4 MW H.E.P.S. Karagah Gilgit	53.600	11.815	40.200	14.600	20.000	0.000
52.	P&I of N.H.E.P. Dev. in Gilgit Area	16.000	1.800	2.900	2.000	1.001	1.000
53.	Chitral Hydel Phase-II	0.000	0.000				
Total (on-going)					1,094.200	2,094.330	981.870
<b>New Schemes</b>							
54.	Basha Dam Project	1,636.000	903.000	0.000	3.000	80.000	60.000
55.	Detailed Engineering and Feasibility Study of Ghazi Gariala	252.000	63.600	0.000	2.000	19.000	14.000
56.	Implementation of Chashma	5,968.800	2,923.700	0.000	30.000	30.000	20.000
57.	Allai Khawar HRP in NWFP	43.000	17.000	0.000	1.700	15.000	10.000
58.	Comprehensive Planning of Hydro Power Resources in Jhelum River Basin	83.000	32.000	0.000	0.000	16.000	10.000
59.	Neelum Jhelum Complex	229.000	100.000	0.000	0.000	20.000	10.000
60.	Kohala Hydro Electricity Project	0.000	0.000	0.000	0.000	10.000	6.000
61.	P & I of MHEPS Phase-II Dhasu Dam	0.000	0.000	0.000	0.000	1.000	0.500
Total (New)					36.700	191.000	130.500
Total (Hydel Generation)					1,130.900	2,285.330	1,112.370

## WATER AND POWER DEVELOPMENT AUTHORITY

(Million Rupees)

Sl. No.	Name, Location and status of the Scheme	Total Cost	F. Aid	Estimated Expenditure upto June 1988	Revised Expenditure for 1988-89	Allocation for 1989-90	
						Total PSDF	Foreign Aid
1	2	3	4	5	6	7	8
(ii) Thermal (on-going)							
62.	210 MW GIPS Project, Unit-4 Guddu	2,040.000	716.000	1,565.300	10.300	0.000	0.000
63.	210 MW OFPS Units 5-7, Muzaffargarh	8,568.000	3,871.400	539.700	781.000	1,000.000	600.000
64.	400 MW GIPS (5-8) Kot Addu	4,418.000	2,671.000	2,345.500	1,232.076	300.000	205.740
65.	200 MW Combined Cycle Project, Kot Addu (9-10)	2,777.000	1,396.000	64.400	1,189.300	700.000	250.000
66.	450 MW GIPS Combined Cycle Guddu	4,459.000	2,343.000	3,989.300	83.200	135.000	104.530
67.	250 MW OFPS (Unit-I) Jamshoro	3,530.000	1,660.000	1,706.500	1,167.200	860.392	150.000
68.	210 MW OFPS Units Jamshoro (2-4)	6,434.000	3,426.000	816.600	1,940.600	2,000.000	777.000
69.	300 MW Lakhra Mining and Thermal Power Project	141.000	93.000	183.200	35.100	0.000	0.000
70.	Imported Coal Power Project Lasbella	51.400	44.100	15.143	6.000	0.000	0.000
71.	Rehabilitation of Existing Steam and Gas Power Project	1,327.000	860.000	101.495	446.400	400.000	273.000
72.	40 MW Combined Cycle Power Project Faisalabad / Kotri	1,236.000	670.000	0.000	155.000	486.000	360.000
73.	300 MW Additional Combined Cycle Project Guddu	2,586.000	1,570.000	0.000	27.000	114.000	100.000
74.	50 MW Fluidized Bed Unit Lakhra	2,651.000	1,389.000	20.601	119.800	800.000	492.740
75.	Modernization of Research and test Laboratory at Faisalabad and Guddu	55.000	14.000	0.000	0.400	25.350	18.500
Total (on-going)					7,193.376	6,820.742	3,331.510
New Schemes							
76.	Expansion of Coal Fired Station Quetta	6,250.000	2,850.000	0.000	0.100	0.000	0.000
77.	210 MW Oil Fired Power Station (Unit 5-7) Jamshoro	16,901.000	8,091.000	0.000	1.100	7.000	2.000
78.	100 MW Fluidized Bed Combustion Project Lakhra	6,250.000	2,800.000	0.000	0.100	0.000	0.000
79.	Steam Turbo Generator of 220 MW	2,947.000	1,611.000				
80.	200 MW C.C. Project Unit 11-12 Kot Addu	3,480.000	1,980.000	0.000	0.000	0.000	0.000
Total (New)					1.300	7.000	2.000
Total (Thermal Generation)					7,194.676	6,827.742	3,333.510
Total (Generation)					8,325.576	9,113.072	4,445.880

## WATER AND POWER DEVELOPMENT AUTHORITY

(Million Rupees)

Sl. No.	Name, Location and status of the Scheme	Total Cost	F. Aid	Estimated Expenditure upto June 1988	Revised Expenditure for 1988-89	Allocation for 1989-90	
						Total PSDP	Foreign Aid
1	2	3	4	5	6	7	8
<b>II. TRANSMISSION</b>							
On-going							
81.	500 KV Faisalabad Multan Guddu Karachi T/Line	3,910.000	1,810.000	4,277.600	86.800	0.000	0.000
82.	2nd 500 KV Tarbela Faisalabad T/Line	1,356.400	570.800	1,146.200	0.100	3.000	2.000
83.	220 KV D/Circuit Ludowala Daud Khel T/Line	1,406.000	537.000	0.800	0.800	5.808	0.000
84.	220 KV Faisalabad Sahiwal T/Line	370.000	154.000	107.400	0.700	1.000	0.000
85.	3rd 500 KV from Tarbela Lahore	2,200.000	940.000	19.400	18.400	600.000	400.000
86.	220 KV Mardan Peshawar	311.000	123.000	25.400	35.000	300.000	185.100
87.	220 KV Dadu Khuzdar	616.000	217.000	5.600	25.000	150.000	57.600
88.	2nd 500 KV Lahore Multan Jamshoro T/Line	4,823.400	1,992.000	733.600	990.000	1,885.000	1,130.000
89.	Modernization of Load Despatch Centre	1,555.500	758.600	635.300	300.000	300.000	200.000
Total (on-going)					1,456.800	3,244.808	1,974.700
New Schemes							
90.	High Tension and Short Circuit Testing Laboratory	455.000	408.000	0.000	3.000	106.000	79.000
91.	2nd 220 KV Guddu Sibbi Quetta	770.000	238.000	0.000	3.900	100.000	60.000
92.	Modernization of Net Work Analyser	68.000	51.000	0.000	22.400	12.120	12.120
93.	Power System Transmission Planning Study	47.200	46.200	0.000	41.700	2.000	1.500
94.	Power System Planning and Data Base Study	6.400	6.400	0.000	2.200	0.000	0.000
Total (New)					73.200	220.120	152.620
Total (Transmission)					1,530.000	3,464.928	2,127.320
95.	Secondary Transmission and Grid Stations (S.T.G)	8,674.000	2,231.000	7,107.400	1,360.000	1,650.000	650.000
Total (Transmission with STG)					2,890.000	5,114.928	2,777.320
<b>III. DISTRIBUTION</b>							
96.	Distribution of Power (Urban)	3,500.000	350.000	0.000	257.700	400.000	60.000
97.	Village Electrification	8,426.000	3,400.000	0.000	1,388.000	1,000.000	332.000

## WATER AND POWER DEVELOPMENT AUTHORITY

(Million Rupees)

Sl. No.	Name, Location and status of the Scheme	Total Cost	F. Aid	Estimated Expenditure upto June 1988	Revised Expenditure for 1988-89	Allocation for 1989-90	
						Total PSDP	Foreign Aid
1	2	3	4	5	6	7	8
98.	Power Distribution, Rehabilitation, Energy Loss Reduction and Load Management Programme	2,500.000	700.000	0.000	273.100	200.000	160.000
99.	Gujranwala Tubewell Electrification	176.000	95.000	1.100	52.800	0.000	0.000
100.	Diesel Generating Sets in Baluchistan	249.800	20.600	206.100	14.300	12.000	0.000
Total (Distribution)					1,985.900	1,612.000	552.000
Total (WAPDA-Power)					13,201.476	15,840.000	7,775.200
Total (WAPDA)					15,080.914	18,053.000	8,395.200

---


---

**OIL AND GAS DEVELOPMENT CORPORATION**

---


---

(207-208)



## OIL AND GAS DEVELOPMENT CORPORATION

							(Million Rupees)	
Sl. No.	Name, Location and status of the Scheme	Total Cost	F. Aid	Estimated Expenditure upto June 1988	Revised Expenditure for 1988-89	Allocation for 1989-90		
						Total PSDP	Foreign Aid	
1	2	3	4	5	6	7	8	
(On-going Schemes)								
I. EXPLORATION								
1.	Development of Oil and Gas Resources Project (At various places in the country).	4869.000	2040.000	1329.399	706.227	700.000	300.000	
II. DEVELOPMENT								
2.	Development of Tando Alam Oil Field Project Phase-IV.	608.473	398.150	28.170	55.234	48.300	18.300	
3.	Joint Venture Schemes.	0.000	0.000	1149.170	572.987	470.100	333.100	
4.	Loti Development Project Phase-II	415.000	249.000	0.000	84.332	212.500	131.100	
5.	Dhodak Development Project Phase-II	960.690	529.248	10.800	239.771	150.000	60.000	
6.	Thora Development Project.	0.000	0.000	0.000	103.613	14.230	7.330	
7.	Nandpur Gas Field Development Project Phase-II	331.000	216.000	0.000	27.416	1.800	1.100	
9.	Acquisition of Equipment and Technology for Stimulation of wells by Fracture Treatment (At various locations)	226.612	198.065	76.420	109.326	64.200	54.500	
10.	Modernisation and upgradation of drilling equipment Project.	1844.700	1777.000	101.863	36.863	53.600	0.000	
11.	Canadian Technical Assistance Programme.	309.898	227.795	108.900	148.352	78.100	70.000	
12.	OGDC Office Building	0.000	0.000	0.000	13.750	0.000	0.000	
13.	Kunhar Development Project	0.000	0.000	0.000	0.000	71.000	50.000	
Total (OGDC)					2097.871	1863.830	1025.430	



---


---

**TELEGRAPH AND TELEPHONE DEPARTMENT**

---

---

(211-212)



## TELEGRAPH AND TELEPHONES

(Million Rupees)

Sl. No.	Name, Location and status of the Scheme	Total Cost	F. Aid	Estimated Expenditure upto June 1988	Revised Expenditure for 1988-89	Allocation for 1989-90	
						Total PSDP	Foreign Aid
1	2	3	4	5	6	7	8
<b>I. LOCAL TELEPHONE SYSTEM AND GATEWAY EXCHANGE</b>							
1.	Installation of International Gateway Switching Centre Karachi	313.000	172.760	268.880	40.120	4.000	0.000
2.	Installation of second International Gateway Exchange at Islamabad	127.000	80.000	124.810	21.240	0.000	0.000
3.	Automatic Message Acctg. for NWD Exchange Lines	25.000	14.840	11.240	9.760	4.000	0.000
4.	Expansion of Local Telephone System by 100000 Lines	1,677.000	542.640	1,612.000	167.700	64.100	0.000
5.	Expansion of local telephone system 520000 lines	6,611.000	3,170.000	2,612.460	1,460.140	1,392.150	0.000
6.	Digital Factory	(603.120)	(414.670)	7.500	200.000	300.000	0.000
7.	Technology Transfer	(300.000)	(226.520)	0.000	100.000	100.000	0.000
8.	Multi Metering (KTR, TR, ITR)	9.770	0.000	0.000	5.920	3.850	0.000
Total (LTS & GE)					2,004.880	1,868.100	514.000
<b>II. COAXIAL CABLE SYSTEM</b>							
9.	UPGDN from 300 to 960 chls of CC. System bet GJR-SI and Taxila HRP ABAD	30.500	14.280	8.150	1.000	21.350	0.000
10.	Digital Fibre optic TX Link (140 MBT/S), RP & KR VIA FA, LH, ML, SU, HYD	498.080	251.240	0.030	50.000	298.000	0.000
Total (CCS)					51.000	319.350	119.000
<b>III. TRUNK EXCHANGE STD</b>							
11.	Installation and Expansion of trunk exch by 600 position in Five Year Plan	44.100	16.800	1.200	32.000	10.900	0.000
12.	Installation and Expansion of 200 Trunk Positions	13.600	4.760	12.450	5.000	0.000	0.000
13.	Providing NWD facilities to 26 Distt. Agency HQ	61.640	20.070	40.460	6.000	15.000	0.000
14.	Providing NWD facilities to 65 Important towns in Pakistan	301.000	106.960	90.920	110.080	65.000	0.000
15.	Expansion of Existing NWD Stations with New PTDCS	429.000	200.000	206.000	123.000	65.000	0.000
16.	Providing NWD facilities at Hala town Distt. Hyderabad	3.340	1.200	0.300	1.000	2.040	0.000
17.	Providing NWD facilities at Sanghar	1.710	0.720	0.710	1.000	0.000	0.000

## TELEGRAPH AND TELEPHONES

(Million Rupees)

Sl. No.	Name, Location and status of the Scheme	Total Cost	F. Aid	Estimated Expenditure upto June 1988	Revised Expenditure for 1988-89	Allocation for 1989-90		
						Total PSDP	Foreign Aid	
1	2	3	4	5	6	7	8	
18.	Providing NWD facilities at Khipro town Distt. Sanghar	4.330	1.770	1.220	2.000	1.110	0.000	
Total (T/Ex. STD)						280.080	159.050	0.000
IV. LONG DISTANCE NETWORK/VFT/PCO OPEN WIRE LINE & CARRIER SYSTEM								
19.	Installation and providing of 460 TDM VFT system in Pakistan (1/83-84)	4.790	2.930	1.500	0.590	2.700	0.000	
20.	Installation of 3000 VFT CHL & 400 S+DX Units and 1000 Telex 300 Terminal Repeaters	168.000	72.000	39.000	79.000	50.000	0.000	
21.	Installation of 600 VFT CHLS and 100 S+DX units 300	18.020	8.500	12.200	4.820	1.000	0.000	
22.	Multiplex Equipment for 2000 L/D CHL	50.000	30.000	40.600	2.000	7.400	0.000	
23.	Expansion/Subsidiary Routes	106.560	38.700	15.000	47.560	44.000	0.000	
24.	Provision of 1700 PCOs in Rural Areas of Pakistan	273.900	132.250	65.200	200.700	8.000	0.000	
Total (LDN-W/VFT)						334.670	113.100	106.000
V. TELEGRAPH PROJECT (GENTEX) TELEPRINTERS, TELEX ETC								
25.	2000 Elect Telex Exchange at LHR Teleprinters, TELE ETC.	70.270	35.490	59.680	6.590	4.000	0.000	
26.	Expansion of Telex Service in Pakistan by 7800 Lines	338.000	184.460	3.000	0.100	70.000	0.000	
27.	Introduction of Facimile service	6.960	4.450	2.040	2.020	2.900	0.000	
28.	Installation of electronic Telex Exchange 1000 Lines units in Islamabad	36.730	20.130	31.730	2.000	3.000	0.000	
29.	11300 Teleprinters for Expansion of Telex Services	545.000	254.000	32.450	50.000	50.550	0.000	
Total (Telex, Tg., Tp.)						60.710	130.450	90.000
VI. MICROWAVE SYSTEM								
30.	Installation of high capacity link between Bella-Quetta, D.G. Khan D.I Khan, Bannu, Peshawar	329.900	181.900	538.700	25.330	0.000	0.000	
31.	Addition of Radio Frequency Channels at Existing MW link R/F Chls on MW Link	214.720	131.230	281.980	2.000	0.000	0.000	

## TELEGRAPH AND TELEPHONES

(Million Rupees)

Sl. No.	Name, Location and status of the Scheme	Total Cost	F. Aid	Estimated Expenditure upto June 1988	Revised Expenditure for 1988-89	Allocation for 1989-90		
						Total PSDP	Foreign Aid	
1	2	3	4	5	6	7	8	
32.	Instn of Addl. R/F CHLS on existing MW Link	256.440	161.730	127.500	100.400	28.540	0.000	
Total (Microwave)						127.730	28.540	0.000
VII. VHF AND OTHER RADIO SYSTEM								
33.	Modification/ Upgradation on Islamabad-Dehmandro EARTH Stn.	149.930	99.100	97.930	30.000	22.000	0.000	
34.	Providing 125 Multi Chls VHF Links for connecting small Towns with main outlets in Pakistan	211.000	79.000	70.000	91.000	20.000	0.000	
35.	Domestic Satellite in North and Baluchistan Province	103.400	58.000	74.400	28.000	1.000	0.000	
36.	Second standard (A) Antenna Karachi	101.000	63.000	0.000	0.100	80.900	0.000	
37.	1900 Multiplex Chls on Main Trunk Route	49.850	23.750	44.850	5.000	0.000	0.000	
38.	Rights of use of circuits in Submarine 3 cable	4.310	4.310	0.000	4.310	0.000	0.000	
39.	Providing of Indelible rights of use of ccts in sat. cable	1.620	1.620	0.000	1.620	0.000	0.000	
40.	252 Chls. CFDM EQPT to work Direct with USA	9.490	5.970	1.060	8.000	0.430	0.000	
Total (VHF)						168.030	124.330	100.000
VIII. OTHER DEPTT./AGENCY								
41.	Telecommunication Facilities in FATA	19.900	9.250	9.900	9.000	1.000	0.000	
42.	Telecommunication in Cantt at Panno Aqil	8.710	4.200	0.000	6.070	2.640	0.000	
Total (Other Deptts)						15.070	3.640	0.000
IX. TRAINING & RESEARCH								
43.	Training Facilities in Pakistan	148.870	57.750	0.000	10.000	40.000	0.000	
44.	Expansion of Telecommunication Research Facilities	4.490	3.650	0.000	1.000	3.490	0.000	
45.	PCM System for TRG Facilities at TSC HRP	2.050	1.290	0.000	1.300	0.750	0.000	
Total (Training)						12.300	44.240	0.000

## TELEGRAPH AND TELEPHONES

(Million Rupees)

Sl. No.	Name, Location and status of the Scheme	Total Cost	F. Aid	Estimated Expenditure upto June 1988	Revised Expenditure for 1988-89	Allocation for 1989-90	
						Total PSDP	Foreign Aid
1	2	3	4	5	6	7	8
<b>X. BUILDINGS &amp; QUARTERS</b>							
46.	15 staff Quarters in Quetta	4.560	0.000	3.560	1.000	0.000	0.000
47.	10 Flats CATG-II in LTR Lahore	4.800	0.000	3.300	1.500	0.000	0.000
48.	II Flats CATG-II in TR Rawalpindi	4.620	0.000	4.120	0.500	0.000	0.000
49.	Sixteen Catg-IV and 16 CATG-V QTRS. at STR Karachi.	4.150	0.000	2.950	1.200	0.000	0.000
50.	Qtrrs. at Mastung, Sibi, Khuzdar, Kalat and Zhob	4.920	0.000	4.850	0.070	0.000	0.000
51.	11 Flats Catg-II in ITR, Islamabad	4.950	0.000	4.450	0.500	0.000	0.000
52.	Land for T&T Colony at Quetta	3.500	0.000	0.000	3.000	0.500	0.000
53.	12 Dormitories in WTR Quetta	4.500	0.000	4.440	0.500	0.000	0.000
54.	12 Quarters in WTR at Quetta	3.890	0.000	3.390	0.500	0.000	0.000
55.	Extension of T&T Directorate General, Islamabad	23.600	0.000	0.000	8.600	15.000	0.000
56.	Land for Islamic States Telecommunication Building	4.500	0.000	0.000	4.000	0.500	0.000
57.	16 Flats Cat-IV in KTR Karachi	3.520	0.000	0.500	2.470	0.550	0.000
58.	3 Quarters of Cat-I and 4 Quarters of Cat-II at Islamabad	4.860	0.000	1.050	3.810	0.000	0.000
59.	Construction of GM CTR office building at Race Course Rawalpindi, Lahore	4.500	0.000	0.000	2.500	2.000	0.000
60.	Construction of 10 flats Cat-II for Officers in KTR/STR Karachi	4.720	0.000	4.220	0.500	0.000	0.000
Total (Buildings & Qtrs.)					30.650	18.550	0.000
<b>XI. REPLACEMENT/IMP. OF WELFARE AMENITIES &amp; OTHER WORKS</b>							
61.	Replacement of Auto Exchange lines inst upto 1955	45.570	23.670	42.400	3.170	0.000	0.000
62.	Replacement of 9000 lines FI, equipment and AC Plant of LH. Central I & II and Trunk Exchange	62.300	28.370	39.000	14.710	8.590	0.000
63.	Installation of Computer in T&T Department	24.830	7.500	13.830	11.000	0.000	0.000
64.	Replacement of old U/G cable in Pakistan	63.500	29.110	22.080	20.420	21.000	0.000

## TELEGRAPH AND TELEPHONES

(Million Rupees)

Sl. No.	Name, Location and status of the Scheme	Total Cost	F. Aid	Estimated Expenditure upto June 1988	Revised Expenditure for 1988-89	Allocation for 1989-90		
						Total PSDP	Foreign Aid	
1	2	3	4	5	6	7	8	
65.	Modernization of Telephone enq. systems	4.100	0.000	0.300	2.700	1.100	0.000	
66.	Mini Computer for Pe.	2.100	0.000	0.000	2.100	0.000	0.000	
67.	Replacement of old TP Machines	4.770	2.250	4.370	0.400	0.000	0.000	
68.	Replacement of un-serviceable local distribution in Pakistan	86.700	33.200	8.500	47.620	30.580	0.000	
69.	Replacement of Jn. Cable with PCM system VF cable/Radio linking in Multi Exchange area	50.000	20.000	1.500	33.500	15.000	0.000	
70.	Replacement of unserviceable tele instrument battery sets A/C plant, TPS vehicles and other A&P Assets in T&T department	163.560	52.880	61.700	52.650	49.210	0.000	
71.	Consultancy for KFW	7.600	5.970	0.900	2.000	4.700	0.000	
72.	Replacement of 12000 old tele instruments in LTR/CTR Lahore	4.500	0.000	2.500	2.000	0.000	0.000	
73.	Security arrangements for key point instn.	3.600	0.000	0.000	1.840	1.840	0.000	
74.	Replacement of 11000 old tele instrument in ITR/STR & NTR	4.110	1.800	3.110	1.000	0.000	0.000	
75.	Replacement of 75000 line of F-I equipment	529.000	247.500	0.000	48.710	100.290	0.000	
76.	Replacement of F-36 Trk. position	12.500	4.770	2.090	4.000	6.410	0.000	
77.	Replacement of carrier system in Pakistan	16.500	9.510	2.400	12.600	1.500	0.000	
78.	Data Communication network in Pakistan	62.430	28.600	0.000	33.240	29.190	0.000	
79.	Engine alternator in Tele Exchange	10.000	0.000	5.450	2.000	2.550	0.000	
80.	15 light buses for T&T Staff	2.960	0.000	1.010	1.950	0.000	0.000	
81.	Clearance of liabilities of schemes completed/deleted from ADP	0.000	0.000	0.000	29.710	0.000	0.000	
82.	Modernization of Maritime Comm; system	4.980	3.030	0.000	2.580	2.400	0.000	
Total (Welf. Amenities)						329.900	274.360	134.000

## XII. NEW SCHEMES

83.	Constn. of office bldg. for SROTR IBA. (I/87-88) Appd/300.	4.550	0.000	0.000	0.000	3.550	0.000
84.	Replacement of existing cars of capacity more than 1000 CC in the Dept. by Suzuki Cars 800 CC in compliance with directive of Prime Minister of Pakistan. (Phase I) II/87-88) Appd/692	4.940	0.000	0.000	0.000	3.300	0.000

## TELEGRAPH AND TELEPHONES

(Million Rupees)

Sl. No.	Name, Location and status of the Scheme	Total Cost	F. Aid	Estimated Expenditure upto June 1988	Revised Expenditure for 1988-89	Allocation for 1989-90	
						Total PSDP	Foreign Aid
1	2	3	4	5	6	7	8
85.	Purchase of 35 personal computer for principal & group officers of T&T Deptt. (III/87-88). Appd/300.	4.240	0.000	0.000	0.000	3.740	0.000
86.	Replacement of existing cars of capacity more than 1000 CC in Tele Deptt. by Suzuki Cars 800 CC in compliance with directive of Prime Minister of Pakistan. Phase (2)(iv/87-88) aPPD/692	3.660	0.000	0.000	0.000	1.660	0.000
87.	Provision of Trg. facilities in Pak. under U.K. Grant.(I/88-89) Appd/300.	4.970	4.820	0.000	0.000	1.970	0.000
88.	Modernization of Telephone enquiry system. (II/88-89) Appd/300.	9.000	5.450	0.000	0.000	4.000	0.000
89.	Expansion of local telephone system by Lines in Pakistan. (Appd/300)III/88-89).	7,582.000	3,418.000	0.000	0.000	206.900	0.000
90.	Foreign Ex-requirement to pay the Capital contribution to the 'INMARSAT' for the period July, 86 to June, 1988 (IV/88-89) Appd/300.	1.640	0.000	0.000	0.000	1.640	0.000
91.	Improvement strengthening Safeguarding and face lifting of Central Telephone Ex. tldg. at Wood street Karachi (V/88-89). Appd/300.	0.090	0.000	0.000	0.000	2.790	0.000
92.	Procurement of Emergency M/W eqpt. for WTR & NTR Regions of T&T Deptt (XIII/88-89)Appd/300.	8.700	6.320	0.000	0.000	4.540	0.000
93.	Procurement of 360 Telefax Machines for Renting out to subscribers for use of Telephone Network in Pakistan (VII/88-89) Appd/300.	9.360	13.040	0.000	0.000	9.360	0.000
94.	Replacement of three faulty EPABXs in Lahore. (VIII/88-89) Appd/692.	3.400	1.700	0.000	0.000	3.400	0.000
95.	Provision of Welfare amenities for the staff of Telegraph Workshop, Kottri. (IX/88-89).	2.600	0.000	0.000	0.000	1.600	0.000
96.	Procurement and instn.of 40 card pay phone type PCO's in KR & LH(X/88-89) Appd/300.	4.590	2.720	0.000	0.000	2.590	0.000
97.	Procurement & Insn.of 375 VHF single cti. long distance PCO's in Pakistan (XI/88/89)Appd/300.	59.120	28.800	0.000	0.000	59.720	0.000
98.	Outstanding bills US dollar of 1441087 comsat World system washington D.C. (appd/300).	3.780	2.600	0.000	0.000	3.780	0.000
99.	Providing Telecomm: Infrastructure in industrial Estate, Daska. (Appd/300). (XIV/88-89).	4.750	1.900	0.000	0.000	2.750	0.000

## TELEGRAPH AND TELEPHONES

(Million Rupees)

Sl. No.	Name, Location and status of the Scheme	Total Cost	F. Aid	Estimated Expenditure upto June 1988	Revised Expenditure for 1988-89	Allocation for 1989-90	
						Total PSDP	Foreign Aid
1	2	3	4	5	6	7	8
100.	Purchase of 1000 fascirile machine for renting out to subscribers for use of switch telephone networks/Telephone. (U/Appd).	35.000	20.000	0.000	0.000	35.000	0.000
101.	Providing Telecomm: infrastructure in Industrial Estate Chunian. (H/Appd).	67.900	28.500	0.000	0.000	0.500	0.000
102.	Providing Telecomm: Infrastructure in Industrial Estate, Larkana. (U/Appd).	8.460	3.440	0.000	0.000	0.500	0.000
103.	Providing telecomm: Infrastructure in Industrial Estate Gadoon Amazai. (U/Appd.)	6.940	2.280	0.000	0.000	0.500	0.000
104.	Provision Telecomm: Infrastructure in Industrial Estate Quetta (U/Appd).	9.100	3.700	0.000	0.000	0.500	0.000
105.	Expn. of Karachi & Islamabad Gateway Exchanges. (U/Appd).	200.000	120.000	0.000	0.000	10.000	0.000
106.	Provision of Computerized directory Support system in Major cities/towns of Pakistan. (U/Appd).	50.000	30.000	0.000	0.000	10.000	0.000
107.	Provision of Subscriber support System in Major cities/Towns of Pakistan. (U/Appd).	50.000	30.000	0.000	0.000	10.000	0.000
108.	Establishment of Maintenance control centres in major cities/towns of Pakistan (U/Appd).	50.000	30.000	0.000	0.000	10.000	0.000
109.	Expansion of ENQUIRY Positions at Islamabad, Karachi, Lahore, Faisalabad and Rawalpindi. (U/Appd).	25.000	15.000	0.000	0.000	10.000	0.000
110.	Expansion of network Management Centres at Karachi, Quetta, Faisalabad, Lahore, Islamabad and Peshawar.	40.000	24.000	0.000	0.000	10.000	0.000
111.	Instn. and Expn. of trunk exchanges by 500 trunk position with STD facilities. (U/appd).	50.000	25.000	0.000	0.000	10.000	0.000
112.	Providing MWD facility o 125 additional stations. (U/appd).	110.000	60.000	0.000	0.000	10.000	0.000
113.	Ins. & Provision of 1000 VF channels	70.000	40.000	0.000	0.000	10.000	0.000
114.	Provision of 2000 lines long distance PCOs in Rural areas. (U/Appd).	265.000	180.000	0.000	0.000	60.000	0.000
115.	Expansion of DATA network/packet Switching network in Pakistan also including MODEMS Statistical Multi-plexor etc. (U/Appd).	80.000	50.000	0.000	0.000	10.000	0.000
116.	Establishing of digital Microwave link between Karachi- Quetta - Peshawar. (U/Appd.).	320.000	210.000	0.000	0.000	10.000	0.000

## TELEGRAPH AND TELEPHONES

						(Million Rupees)		
Sl. No.	Name, Location and status of the Scheme	Total Cost	F. Aid	Estimated Expenditure upto June 1988	Revised Expenditure for 1988-89	Allocation for 1989-90		
						Total PSDP	Foreign Aid	
1	2	3	4	5	6	7	8	
117.	Network Management Computer Controlled Centres for long distance network. (U/Appd).	82.000	60.000	0.000	0.000	10.000	0.000	
118.	Expansion of Maritime Communication Facilities (U/Appd).	200.000	133.000	0.000	0.000	10.000	0.000	
119.	Filling-up of the Capacity Fujaira Submarine Cable, Karachi. (U/Appd)	100.000	50.000	0.000	0.000	10.000	0.000	
120.	Provision for Increase in Investment share in Intelsat. (U/Appd).	35.000	17.000	0.000	0.000	10.000	0.000	
121.	Strengthening of Training facilities in modern telecommunication fields. (U/Appd).	150.000	100.000	0.000	0.000	10.000	0.000	
122.	Strengthening of Research facilities in modern telecommunication fields. (U/app)	150.000	100.000	0.000	0.000	10.000	0.000	
123.	Const. of 3500 staff quarters for T&T Employees. (U/Appd).	800.000	0.000	0.000	0.000	10.000	0.000	
124.	Const. of Admn. Offices at Karachi, Hyderabad, Quetta, Lahore, Multan, Faisalabad, G/Wala, Islamabad and Peshawar. (U/Appd).	200.000	0.000	0.000	0.000	10.000	0.000	
125.	Replac. of 25,000 Telephone lines including associated unserviceable Cable network and Telephone instruments. (U/Appd).	703.000	350.000	0.000	0.000	10.000	0.000	
126.	Replacement of airconditioning plants 300 vehicles and 1500 old unserviceable teleprinters, storage battery sets. (U/Appd).	125.000	70.000	0.000	0.000	10.000	0.000	
127.	To provide welfare amenities to T&T Staff and their families. (U/Appd).	150.000	0.000	0.000	0.000	10.000	0.000	
128.	Procurement of emergency N/W equipment for T&T Deptt. (Appd/300 (VI/88/89)	9.540	7.230	0.000	0.000	2.300	0.000	
129.	Consultancy Services for proposing (i) A new organized & Financial Structure for Pak. Telecomm. Corporation (ii) For the establishment of Fundamental planning system engineering Units. (Appd)	47.220	43.860	0.000	0.000	5.000	0.000	
130.	Telecomm. Services for the Prime Minister at Karachi/Larkana-Rawalpindi and other Provincial Capitals (Appd)	0.700	0.300	0.000	0.000	0.700	0.000	
131.	Modernization of logistic and Transport Facilities for fast opening of NTC at Karachi. Appd.	4.760	0.000	0.000	0.000	2.000	0.000	
Total (New Schemes XII)					0.000	644.280	0.000	
XIII. MINOR WORKS.					0.000	23.790	22.000	0.000
Total (T&T)					3438.810	3750.000	1063.000	

---


---

**PAKISTAN RAILWAYS**

---

---

(221-222)



## PAKISTAN RAILWAYS

(Million Rupees)

Sl. No.	Name, Location and status of the Scheme	Total Cost	F. Aid	Estimated Expenditure upto June 1988	Revised Expenditure for 1988-89	Allocation for 1989-90	
						Total PSDP	Foreign Aid
1	2	3	4	5	6	7	8
1.	Feasibility Studies (7th Plan)	10.000	5.000	0.000	0.000	1.000	0.000
2.	(a) Track Rehabilitation (6th Plan)	1,230.000	269.740	1,079.000	105.887	45.000	0.000
	(b) Track Rehabilitation (7th Plan)	2,500.000	760.000	0.000	0.000	244.615	107.748
3.	Bridges & Civil Engineering Works						
	(i) Improvement of Bridge (main Scheme) 6th Plan	65.000	0.500	37.287	4.000	5.000	0.000
	(ii) Other bridge works (6th Plan)	33.930	0.000	14.219	1.721	3.000	0.000
	(iii) Civil Engineering Works Including Peshawar Division	118.834	1.611	41.254	2.150	3.000	0.000
	Total (Civil Engineering Works)				7.871	11.000	0.000
4.	Line Capacity Works/Terminal Facilities						
	(i) Doubling of Multan Khanewal	190.760	37.659	0.000	0.000	0.010	0.000
	(ii) Line capacity works and Freight Terminal Facilities (6th Plan) Including Kotri Bridge	57.950	0.000	41.900	4.000	2.000	0.000
	(iii) Jamshoro Sidings	16.950	1.000	10.900	2.600	3.000	0.000
	Total (Line Capacity & Terminals)				6.600	5.010	0.000
5.	Telecommunications and Signalling						
	(a) Signalling						
	(i) Telecommunications and Sign.(Main Scheme) (5th Plan)	829.519	427.434	801.833	8.470	0.500	0.000
	(ii) Other Telecommunications Works (6th Plan)	18.155	6.000	10.594	0.259	0.500	0.000
	(iii) Improved Signalling Works (Main Scheme)(6th Plan)	195.280	60.334	103.280	37.283	8.500	0.000
	(iv) Other Signalling Works (6th Plan)	19.421	7.000	8.644	0.900	0.500	0.000
	Total (Telecom. and Signalling)				46.912	10.000	0.000
6.	Plants & Machinery for Sheds & Depots						
	(i) Structural Works (6th Plan)	89.340	4.500	59.980	1.000	1.000	0.000
	(ii) Plants & Machinery (6th Plan)	15.740	6.300	8.276	0.500	0.500	0.000
	Total (Plants & Machinery)				1.500	1.500	0.000



---


---

**F. PUBLIC CORPORATIONS**  
**(Outside Budget)**

---

---

(225-226)



FEDERAL PUBLIC SECTOR CORPORATIONS  
(Outside Budget)

(Million Rs.)

Sl. No.	Sector/Programme	Total	Self Financing	Bank Credit	Local Equity	Foreign Aid/Equity
1.	2.	3.	4.	5.	6.	7.
INDUSTRY						
1.	State Engineering Corporation	219	0	97	0	122
2.	National Fertilizer Corporation	23	23	0	0	0
3.	Pakistan Automobile Corporations	88	0	48	26	14
4.	State Cement Corporation	354	135	0	0	219
5.	Pakistan Steel Mills	111	0	53	0	58
Total (Industry)		795	158	198	26	413
MINERALS						
6.	Saindak Project	375	0	375	0	0
POWER						
7.	K.E.S.C.	3,587	1,094	843	0	1,650
FUELS						
8.	Pirkoh Development Project	873	200	0	0	673
9.	SGTC	1,260	402	200	0	658
10.	S.N.G.P.L.	3,105	1,150	690	0	1,265
11.	Southern Gas Company	1,191	645	76	0	470
12.	P.S.O.	518	173	115	0	230
13.	N.R.L.	173	0	173	0	0
14.	P.A.R.C.O.	207	93	0	0	114
Total (Fuels)		7,327	2,663	1,254	0	3,410
TRANSPORT AND COMMUNICATIONS						
13.	P.N.S.C.	366	0	366	0	0
14.	P.I.A.C.	550	550	0	0	0
15.	C.A.A.	2,000	1,000	0	0	1,000
Total (T & C)		2,916	1,550	366	0	1,000
Total (Grand)		15,000	5,465	3,036	26	6,473

