

**GOVERNMENT OF PAKISTAN
PLANNING COMMISSION**



**FEDERAL GOVERNMENT
PUBLIC SECTOR DEVELOPMENT
PROGRAMME
(REVISED)
1986-87**

SEPTEMBER, 1986


1870
1871
1872
1873
1874
1875
1876
1877
1878
1879
1880
1881
1882
1883
1884
1885
1886
1887
1888
1889
1890
1891
1892
1893
1894
1895
1896
1897
1898
1899
1900

PART—I. ANNUAL DEVELOPMENT PROGRAMME, 1986-87

	PAGES
A. SUMMARY TABLES :	
(i) Allocation by Development Sectors	V
(ii) Broad Detail by Development Sectors	VII
(iii) Summary by Agencies	XI
(iv) Broad Detail by Administrative Ministries/Divisions	XIII
B. PRODUCTION SECTORS :	
1. Agriculture	3
2. Subsidy on Fertilizer	15
3. Industry	19
4. Minerals	25
C. INFRASTRUCTURE SECTORS :	
5. Water	31
6. Power	43
7. Fuels	49
8. Transport and Communications	57
9. Physical Planning and Housing	73
10. Mass Media	95
11. Rural Development	101
12. Science and Technology	105
D. SOCIAL DEVELOPMENT AND HUMAN RESOURCES SECTORS :	
13. Education and Training	117
14. Health and Nutrition	143
15. Culture, Sports and Tourism	153
16. Manpower and Employment	161
17. Special Development Programme for Women	165
18. Population Welfare Programme	179
19. Social Welfare	185
20. Special Programme for Women and Youth	193
E. PROGRAMME OF AUTONOMOUS BODIES AND COMMERCIAL DEPARTMENTS :	
21. Water and Power Development Authority (WAPDA)	199
22. Pakistan Railways	207
23. Telegraphs and Telephones Department	211
24. Civil Aviation Authority	221
25. Pakistan Broadcasting Corporation	224
26. Pakistan Television Corporation	228
F. PROGRAMME OF SPECIAL AREAS :	
27. Azad Kashmir	232
28. Northern Areas	160
29. Federally Administered Tribal Areas (FATA)	294
30. Federally Administered Tribal Areas Development Corporation	360

PART II—SEMI-PUBLIC SECTOR INVESTMENT PROGRAMME
(OUTSIDE ADP) 1986-87

1. Sectoral Programme	382
-------------------------------	-----



**PART—I—ANNUAL DEVELOPMENT PROGRAMME
1986-87**

A. SUMMARY TABLES

(iii-iv)

REPUBLICAN PARTY OF CALIFORNIA

1988-89

STATE PARTY LEADER

1988

ANNUAL DEVELOPMENT PROGRAMME, 1986-87

(Summary by development sectors).

(Million Rupees)

Sl. No.	Sector	Allocation for 1986-87	Foreign Exchange Component		
			Total	Own Resources]	Foreign Aid
1	2	3	4	5	6
I. NORMAL ADP					
A. Production					
1.	Agriculture	1185.589	685.894	68.138	617.756
2.	Subsidy on Fertilizer	1842.372	—	—	—
3.	Industry	317.910	187.624	35.424	152.200
4.	Minerals	202.236	82.174	32.300	49.874
B. Infrastructure					
5.	Water	4478.308	2012.703	42.540	1970.163
6.	Power	11420.858	5467.013	353.213	5114.000
7.	Fuels	2725.576	1820.424	548.930	1271.494
8.	Transport and Communications	4941.836	1977.860	282.329	1695.531
9.	Physical Planning and Housing	1293.396	162.488	161.238	1.250
10.	Mass Media	198.764	41.380	41.380	—
11.	Rural Development	404.743	167.000	—	167.000
12.	Science and Technology	241.118	104.733	92.420	12.313
C. Social Development and Human Resources					
13.	Education and Training	1200.280	181.066	65.374	115.692
14.	Health & Nutrition	831.023	263.958	70.207	193.751
15.	Culture, Sports and Tourism	115.318	23.397	9.467	13.930
16.	Manpower & Employment	78.220	19.354	—	19.354
17.	Special Development Programme for Women	93.419	8.000	—	8.000
18.	Population Welfare	555.862	400.000	—	400.000
19.	Social Welfare Programme	117.090	2.142	—	2.142
20.	Special Programme for Women & Youth	95.617	—	—	—
Total (Gross) ..		32,339.535	13,607.410	1802.960	11,804.450
Less—Shortfall		122.758	—	—	—
Total—(Net)		32,216.777	13,607.410	1802.960	11,804.450
II. MNA's/SENATOR'S PROGRAMMES ..		1000.000	—	—	—
III. SPECIAL DEVELOPMENT PROGRAMME		1283.223	855.482	—	855.482
Grand Total ..		34,500.000	14,462.822	1802.960	12659.932

MEMORANDUM FOR THE RECORD

DATE: 10/15/54

TO: SAC, NEW YORK

FROM: SAC, NEW YORK (100-100000)

SUBJECT: [Illegible]

[The remainder of the memorandum text is extremely faint and largely illegible due to the quality of the scan. It appears to contain several paragraphs of typed text, possibly including a summary of an investigation or a report of findings.]

Very truly yours,
 [Illegible Signature]

[Illegible Title]

ANNUAL DEVELOPMENT PROGRAMME, 1986-87

(Broad details by development sectors)

(Million Rupees)


Sl. No.	Agency/Sector	Allocation for 1986-87	Foreign Exchange Component		
			Total	Own Resources	Foreign Aid
1	2	3	4	5	6
1.	AGRICULTURE				
	(a) Food & Agriculture Division	319.524	172.199	66.300	105.899
	(b) Livestock Division	46.386	31.588	—	31.588
	(c) Agriculture Research Division	286.020	214.686	0.686	214.000
	(d) Ministry of Education	176.105	104.527	—	104.527
	(e) Interior Division	53.793	51.490	—	51.490
	(f) Planning & Development Division	39.500	9.173	—	9.173
	(g) Statistics Division	32.187	28.000	—	28.000
	(h) Special Areas	232.074	74.231	1.152	73.079
	Total (Agriculture)	1185.589	685.894	68.138	617.756
2.	SUBSIDY ON FERTILIZER				
	(a) Food & Agriculture Division	1842.372	—	—	—
	Total (Subsidy on Fertilizer)	1842.372	—	—	—
3.	INDUSTRY				
	(a) M/o Production	95.129	28.427	16.862	11.565
	(b) Industries Division	35.989	6.023	1.000	5.023
	(c) Cabinet Division	5.506	4.400	4.400	—
	(d) Commerce Division	16.774	15.612	—	15.612
	(e) Planning & Dev. Division	120.800	120.000	—	120.000
	(f) Finance Division	12.562	12.562	12.562	—
	(g) Special Areas	31.150	0.600	0.600	—
	Total (Industry)	317.919	187.624	35.424	152.200
4.	MINERALS				
	(a) Ministry of Petroleum and Natural Resources	103.890	50.374	0.500	49.874
	(b) President Secretariat	74.400	31.830	31.830	—
	(c) Special Areas	24.346	—	—	—
	Total (Minerals)	202.236	82.174	31.330	49.874
5.	WATER				
	(a) M/o Water and Power	4191.960	1886.023	35.600	1851.023
	(b) Food & Agriculture Division	133.538	116.580	—	116.580
	(c) Aviation Division	15.490	3.000	0.440	2.560
	(d) Defence Division	5.350	1.400	1.400	—
	(e) Special Areas	31.760	5.700	5.700	—
	Total (Water)	4478.308	2013.733	42.540	1970.163
6.	POWER				
	(a) Ministry of Water & Power	16868.796	5406.013	292.013	5114.000
	(b) President Secretariat	216.592	53.230	53.230	—
	(c) Special Areas	35.470	8.000	8.000	—
	Total (Power)	17120.858	5467.243	353.243	5114.000

(Million Rupees)

Sl. No.	Agency/Sector	Allocation for 1986-87	Foreign Exchange Component		
			Total	Own Resources	Foreign Aid
1	2	3	4	5	6
7. FUELS					
(a) M/o Petroleum & Natural Resources	2631.460	1736.321	548.930	1187.391
(b) M/o Food & Agriculture	18.876	15.863	—	15.863
(c) Planning & Development Division	75.240	68.240	—	68.240
Total (Fuels)		2725.576	1820.424	548.930	1271.494
8. TRANSPORT AND COMMUNICATIONS					
(a) M/o Communications	2840.086	1008.470	166.470	842.000
(b) M/o Railways	1457.127	942.190	97.190	845.000
(c) Aviation Division	126.747	23.225	16.269	6.956
(d) Planning & Development Division	12.674	1.575	—	1.575
(e) Special Areas	505.202	2.400	2.400	—
Total (Transport & Communications)		4941.836	1977.860	282.329	1695.531
9. PHYSICAL PLANNING AND HOUSING					
(a) Cabinet Division	314.652	43.260	43.260	—
(b) Works Division	334.976	—	—	—
(c) Interior Division	106.615	—	—	—
(d) Finance Division	125.616	—	—	—
(e) M/o Foreign Affairs	126.147	117.978	117.978	—
(f) M/o Religious Affairs	3.350	—	—	—
(g) Environment & Urban Affairs Division	7.656	1.250	—	1.250
(h) Special Areas	232.278	—	—	—
(i) FC/Levies/Thanas	42.076	—	—	—
Total (PP&H)		1293.396	162.488	161.238	1.250
10. MASS MEDIA					
(a) M/o Information & Broadcasting	192.464	41.380	41.380	—
(b) Planning & Development Division	6.300	—	—	—
Total (Mass Media)		198.764	41.380	41.380	—
11. RURAL DEVELOPMENT					
(a) Local Govt. & Rural Development Division	219.759	167.000	—	167.000
(b) Interior Division	5.247	—	—	—
(c) Special Areas	179.737	—	—	—
Total (Rural Development)		404.743	167.000	—	167.000
12. SCIENCE & TECHNOLOGY					
(a) M/o Science & Technology	241.118	104.733	92.420	12.313
Total (Science & Technology)		241.118	104.733	92.420	12.313
13. EDUCATION AND TRAINING					
(a) M/o Education	906.353	161.230	63.374	97.856
(b) Establishment Division	25.383	—	—	—
(c) Cabinet Division	3.250	—	—	—
(d) Planning & Development Division	21.773	9.936	—	9.936
(e) Statistics Division	10.831	7.900	—	7.900
(f) Interior Division	0.921	—	—	—
(g) Special Areas	231.759	2.000	2.000	—
Total (Education and Training)		1200.280	181.066	65.374	115.692

(Million Rupees)


Sl. No.	Agency/Sector	Allocation for 1986-87	Foreign Exchange Component		
			Total	Own Resources	Foreign Aid
1	2	3	4	5	6
14. HEALTH AND NUTRITION					
(a) Health Division		666.728	249.183	70.207	178.976
(b) Interior Division		13.824	3.775	—	3.775
(c) Planning and Development Division		29.236	11.000	—	11.000
(d) Special Areas		121.235	—	—	—
	Total (Health & Nutrition) ..	831.023	263.958	70.207	193.751
15. CULTURE, SPORTS & TOURISM					
(a) Culture, Sports & Youth Affairs Division		80.044	12.467	9.467	3.000
(b) Tourism Division		35.274	10.930	—	10.930
	Total (Culture, Sports & Tourism) ..	115.318	23.397	9.467	13.930
16. MANPOWER AND EMPLOYMENT					
(a) Manpower Division		76.900	18.034	—	18.034
(b) Labour Division		1.320	1.320	—	1.320
	Total (Manpower and Employment) ..	78.220	19.354	—	19.354
17. SPECIAL DEVELOPMENT PROGRAMME FOR WOMEN					
(a) Women's Division		93.419	8.000	—	8.000
	Total (Special Dev. Programme for Women) ..	93.419	8.000	—	8.000
18. POPULATION WELFARE PROGRAMME					
(a) Population Welfare Division		555.862	400.000	—	400.000
	Total (Population Welfare Programme) ..	555.862	400.000	—	400.000
19. SOCIAL WELFARE					
(a) Special Education & Social Welfare Division		89.954	2.142	—	2.142
(b) Establishment Division		27.136	—	—	—
	Total (Social Welfare)] ..	117.090	2.142	—	2.142
20. SPECIAL PROGRAMME FOR WOMEN & YOUTH					
(a) Women's Division		53.744	—	—	—
(b) Culture, Sports & Youth Affairs Division		41.873	—	—	—
	Total (Special Programme for Women & Youth)..	95.617	—	—	—
	Total—(Gross) ..	32,339.535	13,607.410	1802.960	11,804.450
	Less Short Fall ..	122.758	—	—	—
	Total (Net) ..	32216.777	13607.410	1802.960	11804.450



ANNUAL DEVELOPMENT PROGRAMME 1986-87.
(Summary by Agencies)

(Million Rupees)

Sl. No.	Executing Agency	Allocation for 1986-87	Foreign Exchange Component		
			Total	Own Resources	Foreign Aid
1	2	3	4	5	6
1.	Food and Agriculture Division	2314.310	304.642	66.300	238.342
2.	Livestock Division	46.386	31.588	—	31.588
3.	Agriculture Research Division	286.020	214.686	0.686	214.000
4.	Planning and Development Division	305.523	219.924	—	219.924
5.	Ministry of Education	1082.458	265.757	63.374	202.333
6.	Statistics Division	43.018	35.900	—	35.900
7.	Ministry of Interior	180.400	55.265	—	55.265
8.	Ministry of Production	95.129	28.427	16.862	11.565
9.	Ministry of Industries	35.989	6.023	1.000	5.023
10.	Finance Division	138.178	12.562	12.562	—
11.	Cabinet Division	323.418	47.660	47.660	—
12.	Ministry of Commerce	16.774	15.612	—	15.612
13.	Ministry of Petroleum and Natural Resources	2735.350	1786.695	549.430	1237.265
14.	President Secretariat	290.592	85.000	85.000	—
15.	Ministry of Water and Power	15060.756	7292.036	327.013	6965.023
16.	Aviation Division	142.237	26.225	16.709	9.516
17.	Defence Division	5.360	1.400	1.400	—
18.	Ministry of Communications	2840.086	1008.470	166.470	842.000
19.	Ministry of Railways	1457.127	942.199	97.190	845.000
20.	Works Division	334.976	—	—	—
21.	Ministry of Foreign Affairs	126.147	117.978	117.978	—
22.	Ministry of Religious Affairs	3.350	—	—	—
23.	Environment and Urban Affairs Division	7.656	1.250	—	1.250
24.	Ministry of Information and Broadcasting	192.464	41.380	41.380	—
25.	Local Government and Rural Development Division	219.759	167.000	—	167.000
26.	Ministry of Science and Technology	241.118	104.733	92.420	12.313
27.	Establishment Division	52.519	—	—	—
28.	Health Division	665.728	249.183	70.207	178.976
29.	Culture, Sports and Youth Affairs Division	121.917	12.467	9.467	3.000
30.	Tourism Division	35.274	10.930	—	10.930
31.	Manpower Division	76.900	18.034	—	18.034
32.	Labour Division	1.320	1.320	—	1.320
33.	Women's Division	147.163	8.000	—	8.000
34.	Population Welfare Division	555.862	400.000	—	400.000
35.	Special Education and Social Welfare Division	89.954	2.142	—	2.142
36.	Kashmir Affairs and Northern Affairs Division	1148.228	84.079	11.000	73.079
37.	States and Frontier Regions Division	796.331	8.852	8.852	—
Total—ADP]		32216.777	13607.410	1802.960	11804.450



ANNUAL DEVELOPMENT PROGRAMME, 1986-87.
(Broad Detail by Administrative Ministries/Divisions)

(Million Rupees).

SL No.	Agency/Sector	Allocation for 1986-87	Foreign Exchange Component		
			Total	Own Resources	Foreign Aid
1	2	3	4	5	6
1. Food and Agriculture Division				
(a) Agriculture	319.524	172.199	66.300	105.899
(b) Subsidy on Fertilizer	1842.372	—	—	—
(c) Water	133.538	116.580	—	116.580
(d) Fuels	18.876	15.863	—	15.863
Total (Food & Agriculture Division)	2314.310	304.642	66.300	238.342
2. Livestock Division					
(a) Agriculture	46.386	31.588	—	31.588
Total (Livestock Division)	46.386	31.588	—	31.588
3. Agriculture Research Division					
(a) Agriculture	286.020	214.686	0.686	214.000
Total (Agriculture Research Division)	286.020	214.686	0.686	214.000
4. Planning & Development Division					
(a) Agriculture	39.500	9.173	—	9.173
(b) Industry	120.800	120.000	—	120.000
(c) Fuels	75.240	68.240	—	68.240
(d) Transport and Communications	12.674	1.575	—	1.575
(f) Mass Media	6.300	—	—	—
(g) Education and Training	21.773	9.936	—	9.936
(h) Health	29.236	11.000	—	11.000
Total (Planning & Development Division)	305.523	219.924	—	219.924
5. Ministry of Education					
(a) Agriculture	176.105	104.527	—	104.527
(b) Education & Training	906.353	161.230	63.374	97.856
Total (M/o Education)	1082.458	265.757	63.374	202.383
6. Statistics Division					
(a) Agriculture	32.187	28.000	—	28.000
(b) Education and Training	10.831	7.900	—	7.900
Total (Statistics Division)	43.018	35.900	—	35.900

(Million Rupees.)

Sl. No.	Agency/Sector	Allocation for 1986-87	Foreign Exchange Component		
			Total	Own Resources	Foreign Aid
1	2	3	4	5	6
7. Ministry of Interior					
	(a) Agriculture	53.793	51.490	—	51.490
	(b) Physical Planning and Housing	106.615	—	—	—
	(c) Rural Development	5.247	—	—	—
	(d) Education and Training	0.921	—	—	—
	(e) Health	13.824	3.775	—	3.775
	Total (M/o Interior)	180.490	55.265	—	55.265
8. Ministry of Production					
	(a) Industry	95.129	28.427	16.862	11.565
	Total (Ministry of Production)	95.129	28.427	16.862	11.565
9. Ministry of Industries					
	(a) Industry	35.989	6.023	1,000	5,023
	Total (M/o Industries)	35.989	6.023	1,000	5,023
10. Finance Division					
	(a) Industry	12.562	12.562	12.562	—
	(b) Physical Planning and Housing	125.616	—	—	—
	Total (Finance Division)	138.178	12.562	12.562	—
11. Cabinet Division					
	(a) Industry	5.506	4.400	4.400	—
	(b) Physical Planning & Housing	314.662	43,260	43,260	—
	(c) Education and Training	3,250	—	—	—
	Total (Cabinet Division)	323.418	47,660	47,660	—
12. Ministry of Commerce					
	(a) Industry	16.774	15.612	—	15.612
	Total (Ministry of Commerce)	16.774	15.612	—	15.612
13. Ministry of Petroleum and Natural Resources					
	(a) Minerals	103.890	50.374	0.500	49.874
	(b) Fuels	2631.460	1736.321	548.930	1187.391
	Total (M/o Petroleum and Natural Resources)	2735.350	1786.695	549.430	1237.265
14. President Secretariat (PAEC)					
	(a) Minerals	74.000	31.800	31.800	—
	(b) Power	216.592	53.200	53.200	—
	Total (President Secretariat)	290.592	85.000	85.000	—

(Million Rupees).

Sl. No.	Agency/Sector	Allocation for 1986-87	Foreign Exchange Component		
			Total	Own Resources	Foreign Aid
1	2	3	4	5	6
15. Ministry of Water & Power					
(a) Water		4191.960	1886.023	35.000	1851.023
(b) Power		10868.796	5406.013	292.013	5114.000
	Total (M/o Water & Power)	15060.756	7292.036	327.013	6965.023
16. Aviation Division					
(a) Water		15.490	3.000	0.440	2.560
(b) Transport & Communications		126.747	23.225	16.269	6.956
	Total (Aviation Division)	142.237	26.225	16.709	9.516
17. Defence Division					
(a) Water		5.360	1.400	1.400	—
	Total (Defence Division)	5.360	1.400	1.400	—
18. Ministry of Communications					
(a) Transport and Communications		2840.086	1008.470	166.470	842.000
	Total (M/o Communications)	2840.086	1008.470	166.470	842.000
19. Ministry of Railways					
(a) Transport and Communications		1457.127	942.190	97.190	845.000
	Total (M/o Railways)	1457.127	942.190	97.190	845.000
20. Works Division					
(a) PP&H		334.976	—	—	—
	Total (Works Division)	334.976	—	—	—
21. Ministry of Foreign Affairs					
(a) PP&H		126.147	117.978	117.978	—
	Total (M/o Foreign Affairs)	126.147	117.978	117.978	—
22. M/o Religious Affairs					
(a) PP&H		3.350	—	—	—
	Total (M/o Religious Affairs)	3.350	—	—	—
23. Environment & Urban Affairs Division					
(a) PP&H		7.656	1.250	—	1.250
	Total (Environment and Urban Affairs Division)	7.656	1.250	—	1.250
24. M/o Information and Broadcasting					
(a) Mass Media		192.464	41.380	41.380	—
	Total (M/o Information and Broadcasting)	192.464	41.380	41.380	—
25. Local Government and Rural Development Division					
(a) Rural Development		219.759	167.000	—	167.000
	Total (Local Government & Rural Dev. Divn.)	219.759	167.000	—	167.000

(Million Rupees).

Sl. No.	Agency/Sector	Allocation for 1986-87	Foreign Exchange Component		
			Total	Own Resources	Foreign Aid
1	2	3	4	5	6
26. Ministry of Science and Technology					
(a)	Science and Technology	241.118	104.733	92.420	12.313
Total (M/o Science & Technology)..		241.118	104.733	92.420	12.313
27. Establishment Division					
(a)	Education & Training	25.383	—	—	—
(b)	Social Welfare	27.136	—	—	—
Total (Establishment Division)..		52.519	—	—	—
28. Health Division					
(a)	Health	666.728	249.183	70.207	178.976
Total (Health Division)..		666.728	249.183	70.207	178.976
29. Culture, Sports and Youth Affairs Division					
(a)	Culture, Sports & Tourism	80.044	12.467	9.467	3.000
(b)	Youth Development Programme	41.873	—	—	—
Total (Culture, Sports & Youth Affairs Division)..		121.917	12.467	9.467	3.000
30. Tourism Division					
(a)	Culture, Sports & Tourism	35.274	10.930	—	10.930
Total (Tourism Division)..		35.274	10.930	—	10.930
31. Manpower Division					
(a)	Manpower & Employment	76.900	18.034	—	18.034
Total (Manpower Division)..		76.900	18.034	—	18.034
32. Labour Division					
(a)	Manpower & Employment	1.320	1.320	—	1.320
Total (Labour Division)..		1.320	1.320	—	1.320
33. Women's Division					
(a)	Special Development Programme for Women	93.419	8.000	—	8.000
(b)	Special Programme for Women and Youth	53.744	—	—	—
Total (Women's Division) ..		147.163	8.000	—	8.000
34. Population Welfare Division					
(a)	Population Welfare Programme	555.862	400.000	—	400.000
Total (Population Welfare Division)..		555.862	400.000	—	400.000
35. Special Education and Social Welfare Division					
(a)	Social Welfare	89.954	2.142	—	2.142
Total (Special Education & Social Welfare Division)..		89.954	2.142	—	2.142

Sl. No.	Sector	Allocation for 1986-87	Foreign Exchange Component		
			Total	Own Resources	Foreign Aid
1	2	3	4	5	6
36. Kashmir Affairs & Northern Areas Division					
(i) Azad Kashmir :					
(a)	Agriculture	161.449	73.079	—	73.079
(b)	Industry	25.800	0.600	0.600	—
(c)	Water	18.575	—	—	—
(d)	Power	167.475	8.000	8.000	—
(e)	Transport & Communications	164.230	2.400	2.400	—
(f)	Physical Planning and Housing	70.500	—	—	—
(g)	Rural Development	74.500	—	—	—
(h)	Education	72.275	—	—	—
(i)	Health	63.275	—	—	—
	Total (Gross)	818.079	84.079	11.000	73.079
	Less Short fall	89.851	—	—	—
	Total (AK) Net	728.228	84.079	11.000	73.079
(ii) Northern Areas					
(a)	Agriculture	24.872	—	—	—
(b)	Industry	0.350	—	—	—
(c)	Minerals	5.900	—	—	—
(d)	Water	7.494	—	—	—
(e)	Power	92.399	—	—	—
(f)	Transport & Communications	127.993	—	—	—
(g)	Physical Planning & Housing	50.973	—	—	—
(h)	Rural Development	90.234	—	—	—
(i)	Education	10.475	—	—	—
(j)	Health	9.310	—	—	—
	Total (Northern Areas)	420.000	—	—	—
	Total (KA & NA Div.)	1148.228	84.079	11.000	73.079

(Million Rupees)

Sl. No.	Sector/sub-sector	Allocation for 1986-87	Foreign Exchange Component		
			Total	Own Resources	Foreign Aid
1	2	3	4	5	6
17. States & Frontier Regions Division					
(i) FATA :					
(a) Agriculture	45.753	1.152	1.152	—
(b) Power	75.596	—	—	—
(c) Transport Communications	212.982	—	—	—
(d) Physical Planning and Housing	95.260	—	—	—
(e) Rural Development	15.000	—	—	—
(f) Education	149.019	2.000	2.000	—
(g) Health	48.650	—	—	—
Total (Gross)		642.260	3.152	3.152	—
Less — Shortfall		32.907	—	—	—
Total — FATA (Net)		609.353	3.142	3.152	—
(ii) FATA — DC.					
(a) Water	105.891	5.700	5.700	—
(b) Industry	5.008	—	—	—
(c) Minerals	18.448	—	—	—
(d) Physical Planning and Housing	15.555	—	—	—
Total (FATA/DC)		144.902	5.700	5.700	—
(iii) FC/Levies/Thanas		42.076	—	—	—
Total (S&FR Div)		796.331	8.852	8.852	—
Total—ADP (Net)		32216.777	13607.410	1802.450	11804.450

B. PRODUCTION SECTORS

(1-2)


THE UNIVERSITY OF CHICAGO LIBRARY

100 EAST EAST

CHICAGO, ILLINOIS 60607

AGRICULTURE


(34)



AGRICULTURE
(Abstract)

(Million Rupees)

Sl. No.	Sub-sector	Allocation for 1986-87	Foreign Exchange Component		
			Total	Own Resources	Foreign Aid
1	2	3	4	5	6
1.	Storages	137.992	49.000	—	49.000
2.	Agriculture Extension]	60.699	51.490	—	51.490
3.	Oilseed Maximization	5.025	—	—	—
4.	Agriculture Research	304.043	214.686	0.686	214.000
5.	Agriculture Marketing	1.256	—	—	—
6.	Agri. Economics and Statistics	70.833	65.680	—	65.680
7.	Improved Seeds	2.405	0.300	0.300	—
8.	Soils and Fertilizers	1.565	—	—	—
9.	Gypsum promotion Programme	9.000	—	—	—
10.	Agri. Mechanization	79.000	66.000	66.000	—
11.	Core Sampler for cane	5.611	—	—	—
12.	Plant Protection	4.187	—	—	—
13.	Forestry	29.263	15.680	—	15.680
14.	Watershed Management	6.123	3.539	—	3.539
15.	Wildlife	4.522	—	—	—
16.	Animal Husbandry	3.257	—	—	—
17.	Fisheries	43.129	31.588	—	31.588
18.	Agriculture Education	176.105	104.527	—	104.527
19.	NFDC	9.500	9.173	—	9.173
20.	Special Areas	232.074	74.231	1.152	73.079
Total (Agriculture)		1185.589	685.894	68.138	617.756



AGRICULTURE

(Million Rupees)

Sl. No.	Name, Location and Status of the Scheme	Total Cost (F.E.C.)	Estimated Expenditure up to June, 1985	Revised Estimates for 1985-86	Allocation for 1986-87			
					Total ADP	Foreign Exchange Component		
						Own Resources	Foreign Aid	
1	2	3	4	5	6	7	8	
A. FOOD AND AGRICULTURE DIVISION								
I. Storages								
<i>(On-going)</i>								
1.	Pakistan Grain Storage Project (World Bank loan),	642.600 (148.400)	412.651	10.000	68.304	—	26.000	
2.	236,000 MT Storage under crash Programme.	62.560	—	—	4.688	—	—	
3.	Post Harvest Management (USAID Grant).	302.310 (44.157)	—	1.000	30.000	—	23.000	
Total (On-going)				..	11.000	102.992	—	49.000
<i>(New Project)</i>								
4.	PASSCO Bulk Conversion Project (Un-app).	130.500 (70.300)	—	—	5.000	—	—	
Total (Storages)				..	11.000	107.992	—	49.000
II. Agriculture Extension								
<i>(On-going)</i>								
5.	Cotton Maximization Project Punjab (App)	12.208	6.120	2.816	3.000	—	—	
6.	Cotton Maximization Project Sind (App).	13.040	5.720	2.816	3.906	—	—	
Total (Agri. Ext.)				..	5.632	6.906	—	—
III. Agri. Research								
<i>(On-going)</i>								
7.	Strengthening of Research Capabilities of PCCC Institutes (App).	70.792 (30.599)	0.939	17.428	17.873	—	—	
8.	Expansion of Cotton Research Institute Multan (App).	4.926	0.125	3.155	0.150	—	—	
Total (Agr. Research)				..	20.583	18.023	—	—
IV. Agricultural Marketing								
<i>(On-going)</i>								
9.	Development of Agricultural Marketing in Pakistan, Karachi (Approved).	30.013 (21.682)	—	0.737	0.756	—	—	
<i>(New)</i>								
10.	Project for construction of Grading Centre at Airport Karachi.	0.500	—	—	0.500	—	—	
Total (Agr. Marketing)				..	0.737	1.256	—	—
11.	Oilseed Maximization Project (Un-app).	—	—	—	5.025	—	—	

(Million Rupees)

Sl. No.	Name, Location and Status of the Scheme	Total Cost (F.E.C.)	Estimated Expenditure up to June, 1985	Revised Estimates for 1985-86	Allocation for 1986-87		
					Total ADP	Foreign Exchange Component	
						Own Resources	Foreign Aid
1	2	3	4	5	6	7	8
V. Agriculture, Economics and Statistics							
<i>(On-going)</i>							
12.	Development of Crop Forecasting and Early Warning (App.)	4.200 (3.900)	—	1.950	2.250	—	1.950 (Japan Grant through FAO).
13.	Economic Policy and Analysis (1985—90) (App.)	151.000 (147.000)	—	19.279	36.396	—	35.730 (USAID Grant)
Total (Agri. Eco. and Statistics)				21.229	38.646	—	37.680
VI. Improved Seeds							
<i>(On-going)</i>							
14.	Extension of quality control cover to vegetables and oilseeds and prebasic stocks of all the crops at research Institute (App.)	4.489 (0.400)	1.270	1.212	1.205	0.100	—
15.	Establishment of Potatoes Seed Health Laboratory at Islamabad (App.)	3.101 (0.662)	0.372	0.700	1.200	0.200	—
Total (Improved seeds)				1.912	2.405	0.300	—
VII. Soils & Fertilizer							
<i>(On-going)</i>							
16.	Transfer of Soils technology to agriculture development (Approved).	3.747	0.707	1.424	1.565	—	—
<i>(New)</i>							
17.	Subsidy on the use of Gypsum for Reclaiming Sodic Soil	63.000	—	—	9.000	—	—
Total (Soils & Fertilizer)				1.424	10.565	—	—
VIII. Plant Protection							
<i>(On-going)</i>							
18.	Aerial Plant Protection Coverage (construction component.).	10.830	2.738	1.566	1.083	—	—
<i>(New Schemes)</i>							
19.	Construction of new outpost at Quetta and Purchase of Land for Construction of Quetta outpost at new site. (Un-approved).	10.124	—	—	3.104	—	—
Total (Plant Protection)				1.566	4.187	—	—

(Million Rupees)

Sl. No.	Name, Location and Status of the Scheme	Total Cost (F.E.C.)	Estimated Expenditure up to June, 1985	Revised Estimates for 1985-86	Allocation for 1986-87			
					Total ADP	Foreign Exchange Component		
						Own Resources	Foreign Aid	
1	2	3	4	5	6	7	8	
IX. Core Sampler								
20.	Core Sampler for Cane	—	—	—	5.611	—	—	
X. Agri. Mechanization (New Scheme)								
21.	Procurement of Bulldozers for Baluchistan.	—	—	—	79.000	66.000	—	
XI. Forestry (On-going)								
22.	Development of Sericulture Research in Pakistan PFI Peshawar. (UNDP Aided).	18.069 (10.922)	3.069	5.853 ✓	5.500	—	—	
23.	Construction of Residential accommodation at PFI Peshawar	13.053	5.290	5.000 ✓	2.500	—	—	
24.	Education and Research in Wildlife Management at PFI Peshawar	2.342	0.867	0.409 ✓	0.500	—	—	
25.	Development of Forestry Education and Training in PFI Peshawar.	13.920	1.106	3.000 ✓	3.000	—	—	
26.	Study of timber trends in Pakistan	1.135	0.030	0.025	—	—	—	
27.	Manual of land scape Horticulture of Pakistan	0.174	0.020	0.108	0.046	—	—	
28.	Special purpose Afforestation in Bahawalpur Division (Phase-I).	10.755	3.732	2.310	2.500	—	—	
29.	Vehari-Pak. Pattan Railway Line Side Afforestation	10.478	—	—	1.000	—	—	
30.	Special Purposes Road side Afforestation	14.520	3.112	2.310	2.500	—	—	
31.	Raising of Plantation for Defence purposes in Pishon and Gulistan	3.059	1.413	0.770 ✓	0.381	—	—	
32.	Special purpose Afforestation in Azad Kashmir	15.912	0.830	0.616	1.836	—	—	
33.	Development of Training and Research facilities in Forest Products. Logging and Management at PFI (GTZ Aided)	33.127 (20.383)	—	9.489	9.500	—	—	
Total (Forestry)				..	29.890	29.263	—	15.680
XII. Watershed Management (On-going)								
34.	Development of Watershed Management Research and Education at PFI Peshawar	18.924 (16.502)	13.257	4.700	2.045	—	1.452 (UNDP)	
(New Schemes)								
35.	Development of Watershed Management Research and Education at PFI (Phase-II)	28.683 (9.349)	—	—	4.078	—	2.087 (UNDP)	
Total (Watershed Management)				..	4.700	6.123	—	3.539

(Million Rupees)

Sl. No.	Name, Location and Status of the Scheme	Total Cost (F.E.C.)	Estimated Expenditure up to June, 1985	Revised Estimates for 1985-86	Allocation for 1986-87			
					Total ADP	Foreign Exchange Component		
						Own Resources	Foreign Aid	
1	2	3	4	5	6	7	8	
XIII. Wildlife								
<i>(On-going)</i>								
36.	Survey of threatened wildlife and their habitate	0.888	0.553	0.100	0.235	—	—	
37.	Formulation of wildlife conservation strategy	0.347 (0.332)	—	0.001	0.347	—	—	
38.	Public Education in Environmental conservation with emphasis on wildlife and its habitate.	2.000 (0.918)	—	0.001	0.467	—	—	
39.	Foreign Training in Wildlife and National Parks	0.126 (0.105)	—	0.001	0.126	—	—	
40.	Training and Wildlife Management Conservation	1.400 (1.400)	—	0.001	0.001	—	—	
41.	Hubara Bustard Research and Management Sind	1.000	0.259	0.001	0.400	—	—	
42.	Survey and study of the fauna of arid zone of Pakistan at Multan.	2.308	1.019	0.373	0.465	—	—	
43.	Re-introduction and Development of Wildlife in Margallah Hills. (Zoological Survey Department)	1.350 (0.150)	0.285	0.282	0.683	—	—	
44.	Studies on the distribution population Dynamics, migratory Pattern and taxenomy of the Avi-fauna of major wet lands of Pakistan.	1.290	0.824	0.298	0.168	—	—	
45.	Survey and study of the fauna of Mountaineous Regions of Pakistan at Peshawar.	2.718	1.249	0.434	0.530	—	—	
46.	Survey and study of the fauna of plactic regions of Pakistan at Quetta.	3.330	—	0.430	0.600	—	—	
47.	Zoo-cum-Botanical Garden Islamabad	1.954	0.955	0.438	0.500	—	—	
Total (Wildlife)				..	2.360	4.522	—	—
Total (Food & Agri. Div.)				..	101.033	319.524	66.300	105.899
B. LIVESTOCK DIVISION								
I. Animal Husbandry								
<i>(On-going)</i>								
48.	Strengthening of Animal Quarantine station at Karachi (App.)	11.183	2.709	4.404	2.457	—	—	
49.	Animal Quarantine Station Lahore (App.)	1.550	1.221	0.350	0.300	—	—	
50.	Animal Quarantine Station Peshawar (App.) ..	2.486	1.607	0.701	0.300	—	—	
51.	AQS at Quetta & Islamabad	—	—	—	0.200	—	—	
Total (Animal Husbandry)					5.455	3.257	—	—
II. Fisheries								
<i>(On-going Schemes)</i>								
52.	Marine Fisheries Development Project (App)	32.947 (21.667)	5.224	8.475	5.532	—	2.112 (UNDP)	
53.	Promotion of Deep Sea Fisheries Research in the Exclusive Economic Zone of Pakistan (App).	2.160	1.055	0.507	0.600	—	—	

(Million Rupees)

Sl. No.	Name, Location and Status of the Scheme	Total Cost (F.E.C.)	Estimated Expenditure up to June, 1985	Revised Estimates for 1985-86	Allocation for 1986-87		
					Total ADP	Foreign Exchange Component	
						Own Resources	Foreign Aid
1	2	3	4	5	6	7	8
54.	Fisheries Training Centre (App).	51.180 (31.530)	0.200	9.189	21.961	—	21.358 (ADB)
55.	Standardization and quality control of Fish and fisheries products (App.).	2.918	—	0.517	0.700	—	—
56.	Korangi Fisheries Harbour Authority (App.).	428.949 (258.125)	6.836	18.488	14.336	—	8.118 (ADB)
Total (Fisheries)				..	37.176	43.129	— 31.588
Total (Livestock Division)				..	42.031	46.386	— 31.588
C. AGRICULTURE RESEARCH DIVISION							
<i>(On-going Schemes)</i>							
57.	Pakistan Agriculture Research Development Project (W.B.) (App. 1982-83 to 1987-88)	396.504 (175.930)	115.154	74.070	94.700	—	73.770 (IDA)
58.	Barani (Rainfed) Agriculture Research and Development (App. 1982-83 to 1987-88).	183.292 (140.595)	53.038	25.670	32.000	—	26.220 (CIDA)
59.	Crop. Research Programme of Productivity Improvement and Marketing of Potatoes (App. 1982-83 to 1985-86).	12.717 (7.20)	6.856	2.723	5.000	—	3.000
60.	Crop Maximization Programme for Improving Productivity of Wheat, Rice, Maize and Groundnut (App. 1984-85 to 1986-87).	164.513 (130.000)	92.668	11.770	2.100	—	2.100 (Italian Aid)
61.	National Programme for Livestock Feed Resources and Nutrition.	22.000 (17.185)	17.990	4.520	4.850	—	3.000 (UNDP)
62.	Coordinated Research Project on Improvement of Sheep and Wool (App. 1984-85 to 1988-89)	75.358 (42.668)	2.970	5.990	8.460	—	7.460 (Australia).
63.	Establishment of Tea Research Station (App. 1984-85 to 1988-89)	19.998 (6.513)	1.822	3.970	2.600	0.686	—
64.	National Chick-pea Improvement Project (App. 1983-84 to 1985-86)	4.374 (3.900)	0.113	2.100	2.000	—	2.000
65.	Coordinated Research Project on Saline Agri. (App. 1981-82 to 1985-86)	4.900	3.924	0.650	0.400	—	—
66.	Pak. German Bee keeping Project (App. 1985-86 to 1988-89).	2.236 (1.800)	—	1.780	0.730	—	0.580 (German Aid).
67.	National Out-reach Res. Project on Soil Fertility and Fertilizer use in Pakistan (App. 1982-83 to 1985-86).	4.950	3.295	0.610	1.030	—	—
68.	Maximization and Strengthening of Research in Oil seed Crops (App. 1982-83 to 1985-86).	4.000	3.586	0.250	—	—	—
69.	Survey of Farm Level Storage Losses in major Foodgrains (App. 1983-84 to 1985-86).	4.800 (3.600)	1.811	0.930	1.000	—	0.500
70.	PL-480 Research Project	239.606	226.864	25.000	30.000	—	—
71.	National AGRIS Centre (App. 1984-85 to 1987-88).	4.970 (1.908)	—	1.830	1.100	—	0.590 (CIDA)
72.	Management of Agri. Research and Technology (App. 1985-86 to 1989-90).	447.000 (432.250)	—	79.800	74.500	—	72.000 USAID
Total (On-going)				..	241.663	260.470	0.686 191.220

(Million Rupees)

Sl. No.	Name, Location and Status of the Scheme	Total Cost (F.E.C.)	Estimated Expenditure up to June, 1985	Revised Estimates for 1985-86	Allocation for 1986-87			
					Total ADP	Foreign Exchange Component		
						Own Resources	Foreign Aid	
1	2	3	4	5	6	7	8	
<i>(New Schemes)</i>								
73.	Southern Zone Agri. Research Centre (Un-app.)	30.000 (4.125)	—	—	0.220	—	—	
74.	Italian Technical Assistance for Cultivation of Fruits, Vegetables and Olives (Un-app.)	62.497 (43.759)	—	0.880	12.000	—	10.000	
75.	Strengthening of Pesticide Research Facilities (App. 1986-87 to 1988-89).	18.690 (10.773)	—	0.640	5.000	—	4.500	
76.	Reduction of Food losses in Public Sector Storage Through Chemical Treatment (Fumigation) (App. 1986-87.)	1.000 (0.750)	—	—	0.750	—	0.750 (ODA, U.K.)	
77.	Reduction of Post Harvest Food losses through Research Techn transfeter in rural areas(Un-app.)	9.833	—	—	1.000	—	1.000 (FAO)	
78.	Strengthening of Tissue Culture Research (App. 1986-87).	1.000 0.8000	—	—	08.800	—	0.800 (UK).	
79.	Establishment of International Irrigation Management Institute (App. 1986-87 to 1987-88).	29.900 (0.900)	—	—	3.000	—	3.000 (IDA)	
80.	Food Legum: Improvement Project (Pulses) (App. 1986-87 to 1987-88).	3.448 (3.448)	—	—	1.000	—	1.000 (IDRC).	
81.	Nutritional Evaluation of Food Legums Growing in Pakistan (App. 1986-87 to 1988-89)	2.583 (1.042)	—	—	0.770	—	0.770	
82.	Soyabean Research and Development Project (Un-app.)	2.881 (0.890)	—	—	0.760	—	0.760	
83.	Environmental Toxical Research Centre (Un-app.)	0.250 (0.200)	—	—	0.250	—	0.200	
Total (New Schemes)				..	1.520	25.550	—	22.780
Total (Agricultural Research Division)				..	242.183	286.000	0.686	214.000
D. EDUCATION DIVISION								
I. University of Agri. Faisalabad.								
<i>(On-going)</i>								
84.	Consolidated Development Project of Agriculture University, Faisalabad	42.015	32.927	4.732	4.356	—	—	
85.	Renovation of Jinnah Hall	4.447	—	0.590	3.857	—	—	
86.	Water Management Research Programme Phase II	9.418	—	—	0.787	—	—	
Total (Agri. University Faisalabad).					5.322	9.000	—	—
II. N.W.F.P. Agri. University, Peshawar.								
87.	Up-gradation of the Institute of Economic Studies to Institute of Development Studies (App.)	14.951	10.339	4.451	1.955	—	—	
88.	Provision of immediate needs of N.W.F.P. Agri.-culture University, Peshawar (App.).	12.404 (5.500)	10.960	1.328	1.530	—	—	
89.	Consolidation and Improvement of existing facilities of University of Peshawar (App.).	3.267	1.985	0.484	0.788	—	—	
90.	Development of N.W.F.P. Agri. University Phase-II, Transformation and Integration of Provincial Agriculture Network (TIPAN) (App.)	637.600 (196.900)	—	21.943	140.727	—	104.527	
Total (Agri. Univ. Peshawar)				..	28.206	145.000	—	104.527


(Million Rupees)

Sl. No.	Name, Location and Status of the Scheme	Total Cost (F.E.C.)	Estimated Expenditure up to June, 1985	Revised Estimates for 1985-86	Allocation for 1986-87		
					Total ADP	Foreign Exchange Component	
						Own Resources	Foreign Aid
1	2	3	4	5	6	7	8
III. Sind Agri. University, Tandojam							
91.	Establishment of Sind Agri. University, Tandojam (Un-app.).	200.000 (107.027)	128.442	9.312	22.105	—	—
Total (Education Division)				..	42.840	176.105	— 104.527
E. INTERIOR DIVISION							
<i>(On-going)</i>							
92.	Buner Agriculture Development Project Daggar Swat (Phase-II extended) (App.).	59.080 (27.900)	2.613	1.079	7.353	—	5.050 (UNFDC)
93.	Gadoon Amazai Development Project	—	—	—	46.440	—	46.440 (USA)
Total (Interior Division)				..	1.079	53.793	— 51.490
F. PLANNING DIVISION							
<i>(On-going).</i>							
Construction of Godowns by N.L.C.							
94.	Amount required to completed/on-going works and payment of works of storage godowns already completed.	—	—	35.776	30.000	—	—
<i>(New)</i>							
95.	National Fertilizer Development Centre (Phase-II)	38.654 (37.088)	—	—	9.500	—	9.173
Total (Planning Division)				..	35.776	39.500	— 9.173
G. STATISTICS DIVISION							
<i>(On-going)</i>							
96.	Agriculture Data Collection (ADC) Component (App).	118.421 (51.000)	16.725	16.725	32.187	—	28.000
Total (Statistics Div.)				..	16.725	32.187	— 28.000
H. AK & NA Division							
(i) Azad Kashmir					161.449	—	73.079
(ii) Northern Areas					24.872	—	—
Total (K A & NA Division)					—	186.321	— 73.079
I. S & F R Division							
II. FATA							
Total (S&FR Division)					—	45.753	1.152
Total—AGRICULTURE					612.267	1185.589	68.138 617.756

Faint, illegible text covering the majority of the page, possibly bleed-through from the reverse side. The text is too light to transcribe accurately.

SUBSIDY ON FERTILIZER

(15-16)



SUBSIDY ON FERTILIZER

Million Rupees)

Sl. No.	Name, Location and Status of the Scheme	Total Cost (F.E.C.)	Estimated Expenditure up to June, 1985	Revised Estimates for 1985-86	Allocation for 1986-87		
					Total ADP	Foreign Exchange Component	
						Own Resources	Foreign Aid
1	2	3	4	5	6	7	8
A. FOOD AND AGRICULTURE DIVISION							
<i>(On-going)</i>							
1.	Subsidy on Distribution of Fertilizer —	13258.900	3040.500	1842.372	—	—
	Total—SUBSIDY ON FERTILIZER	3040.500	1842.372	—	—


RECEIVED

Faint, illegible text, possibly a header or introductory paragraph.

10

INDUSTRY

(19-20)



INDUSTRY

(Abstract)

(Million Rupees)

Sl. No.	Sub-sector	Allocation for 1986-87	Foreign Exchange Component		
			Total	Own Resources	Foreign Aid
1	2	3	4	5	6
1.	Industrial Corporations	95.129	28.427	16.862	11.565
2.	Export Processing Zone	30.466	1.000	1.000	—
3.	Technical Training Projects	5.523	5.023	—	5.023
4.	Printing Corporation of Pakistan Press	5.506	4.400	4.400	—
5.	Pakistan Security Printing Corporation/Printing Press	12.562	12.562	12.562	—
6.	Export Promotion	16.774	15.612	—	15.612
7.	Technical Assistance Project	120.800	120.000	—	120.000
8.	Special Areas	31.150	0.600	0.600	—
	Total (Industry) ..	317.910	187.624	35.424	152.200

11
1000

INDUSTRY

(Million Rupees)


Sl. No.	Name, Location and Status of the Scheme	Total Cost (F.E.C.)	Expenditure up to June, 1985	Revised Estimates for 1985-86	Allocation for 1986-87		
					Total ADP	Foreign Exchange Component	
						Own Resources	Foreign Aid
1	2	3	4	5	6	7	8
A. PRODUCTION DIVISION							
I. P.A.S.M.I.C.							
1.	Independent Bulk Water Supply Scheme (Un-app).	300.000 (8.000)	—	8.764	—	—	—
	Total (PASMIC)		..	8.764	—	—	—
II. SCCP							
2.	Pak. Cement Project Daudkhel (Approved).	432.000 (100.000)	—	82.000	—	—	—
3.	D.G. Khan Cement,	1251.397 (604.546)	976.000	158.000	—	—	—
	Total (SCCP)		..	240.000	—	—	—
III. FCCL							
4.	Plastic Technology Cell Karachi (Un-app.).	9.712 (6.000)	—	—	5.862	—	3.350 (UNIDO)
5.	FCCL Development Plan. (Un-app).	2.210 (1.560)	—	1.210	—	—	—
	Total (FCCL)		..	1.210	5.862	—	3.350
IV. SECO							
6.	Heavy Electrical Complex (App.).	537.000 (273.000)	10.100	43.823	39.021	16.862	8.215 (China)
	Total (SECO)		..	43.823	39.021	16.862	8.215
V. N.F.C.							
7.	SSP Plant, Haripur (App).	177.318 (26.439)	—	32.282	50.246	—	—
	Total (NFC)		..	32.282	50.246	—	—
	Total (Production Division)		..	326.079	95.129	16.862	11.565
B. INDUSTRIES DIVISION							
8.	Export Processing Zone Authority (Approved).	349.14 (65.635)	288.174	39.199	30.466	1.000	—
9.	UNIDO Assistance to IACP, Phase-II (App).	4.509 (2.165)	3.704	4.504	0.100	—	—
10.	Development of National scheme of Industrial Training (App.).	9.850 (8.350)	—	0.723	—	—	—

(Million Rupees)

Sl. No.	Name, Location and Status of the Scheme	Total Cost (F.E.C.)	Estimated Expenditure up to June, 1985	Revised Estimates for 1985-86	Allocation for 1986-87		
					Total ADP	Foreign Exchange Component	
						Own Resources	Foreign Aid
1	2	3	4	5	6	7	8
11.	Pakistan Textile Crafts Development Organization Islamabad (APP)	4.980	0.895	1.200	0.300	—	—
12.	Import of equipment under IDA Credit for TIRDC (App.)	7.621 (6.019)	—	1.105	5.023	—	5.023 (IDA)
13.	Modernization of Central Testing Laboratories, Karachi, Lahore (Un-app.)	29.850 (23.200)	—	0.469	0.100	—	—
	Total (Industries Division)		..	47.200	35.989	1.000	5.023
C. CABINET DIVISION							
14.	BMR in PCP Presses at Islamabad, Lahore and Karachi	55.625 (23.750)	20.274	6.249	5.506	4.400	—
	Total (Cabinet Division)		..	6.249	5.506	4.400	—
D. COMMERCE DIVISION							
15.	UNDP Financed Export Promotion Development Centre (App.)	47.330 (42.330)	22.850	13.712	16.774	—	15.612 (UNDP)
	Total (Commerce Division)		..	13.712	16.774	—	15.612
E. PLANNING & DEVELOPMENT DIVISION							
16.	Technical Assistance Credit Cell, Islamabad (App.)	—	29.600	50.500	120.800	—	120.000 IDA/ (Credit)
	Total (Planning and Development Division)		..	50.500	120.800	—	120.000
F. FINANCE DIVISION							
17.	Pakistan Security Printing Corporation Expansion Project (Un-app.)	0-643.147 R-1384.678 (771.796)	657.650	47.315	12.562	12.562	—
	Total (Finance Division)		..	47.315	12.562	12.562	—
G. AK & NA DIVISION							
	(i) Azad Kashmir	—	—	—	25.800	0.600	—
	(ii) Norther Areas	—	—	—	0.350	—	—
	Total (AK&NA Division)			—	26.150	0.600	—
H. S & FR DIVISION							
	(i) FATA/DC	—	—	—	5.000	—	—
	Total (S&FR Division)			—	5.000	—	—
	Total—INDUSTRY		..	580.777	317.910	35.424	152.200

MINERALS

(25-26)




MINERALS

(Abstract)

(Million Rupees)

Sl. No.	Sub-sector	Allocation for 1986-87	Foreign Exchange Component		
			Total	Own Resources	Foreign Aid
1	2	3	4	5	6
1.	Mineral Co-ordination Board	0.737	—	—	—
2.	Geological Survey of Pakistan	54.626	32.110	—	32.110
3.	Pakistan Mineral Development Corporation	29.285	15.800	0.500	15.300
4.	Resources Development Corporation	14.236	—	—	—
5.	Gemstone Corporation of Pakistan	5.006	2.464	—	2.464
6.	Nuclear Mineral Survey	} 74.000	31.800	31.800	—
7.	Uranium Exploration				
8.	Special Areas	24.346	—	—	—
Total (Minerals)		202.236	82.174	32.300	49.874



MINERALS

(Million Rupees)


Sl. No.	Name, Location and Status of the Scheme	Total Cost (F.E.C.)	Estimated Expenditure up to June, 1985	Revised Estimates for 1985-86	Allocation for 1986-87		
					Total ADP	Foreign Exchange Component	
						Own Resources	Foreign Aid
1	2	3	4	5	6	7	8
A. MINISTRY OF PETROLEUM AND NATURAL RESOURCES							
I. Geological Survey of Pakistan							
<i>(On-going Schemes)</i>							
1.	Establishment of National Geo-data Centre at Islamabad, Pakistan (1985-87).	2.470	3.602	1.093	1.377	—	—
2.	Tectonic and Mineral Resources of Northern Pakistan, AGPS-Oregon State University, USA Joint Project (1982-87).	3.608 (0.808)	—	1.000	0.100	—	1.000 (USNSF)
3.	Energy Planning and Development Umbrella Project (Coal Resource Assessment) (1985-89).	99.670 (77.280)	—	28.231	33.100	—	27.660 (USAID)
4.	Exploration of Lead Zinc Barite Prospects in Lasbela Khuzdar Metallogenic Belt, AGSP/ UNDP Collaborative Project (1985-87).	18.485 (10.500)	—	8.793	3.000	—	1.800 (UNDP)
5.	Establishment of Report Printing, Cartographic and Scribing Facilities in GSP (1985-88).	7.500	—	1.139	1.000	—	—
6.	Construction of Laboratories for GSP at Islamabad (1985-87).	8.388	—	1.751	1.976	—	—
7.	Construction of Residential Accommodation for GSP at Lahore, Karachi, Peshawar, Islamabad and Quetta (1985-87)	9.030	—	0.877	2.400	—	—
8.	Establishment of National Palaeontological Laboratories (1985-88).	4.100 (0.900)	—	0.906	1.300	—	0.400
9.	Accelerated Geological Mapping and Mineral Exploration Programme (1986-87).	6.500	—	—	1.500	—	—
10.	Geological Appraisal of Mineral Resources in Azad Jammu and Kashmir (1985-88).	9.620 (0.600)	—	0.438	1.223	—	—
<i>(New-Schemes)</i>							
11.	Exploration and Development of Surmai Lead-Zinc Prospect, Khuzdar District, Baluchistan Pakistan, AGSP-JICA, Japan Collaborative Project (1986-89) (Un-approved).	29.000 (27.000)	—	—	2.000	—	1.250 (ICA)
12.	Exploration and Evaluation of Khost-Sharing-Harnai Coal Field Baluchistan (1986-88) (Un-approved).	9.600	—	—	1.000	—	—
13.	Exploration of Coal in Punjab Plains (1986-89) (Approved).	9.500 (1.200)	—	—	1.000	—	—
14.	Exploration of Minerals Associated with Acid Magmatism in N.W.F.P. Pakistan (1986-90) (Un-approved).	35.000 (11.000)	—	0.876	1.350	—	—
15.	The Salt Range Tertiary Coal Exploration Punjab (1986-89) (Un-approved).	9.726	—	—	0.600	—	—
16.	Const of Lab. for the GSP at Lahore.	—	—	—	0.850	—	—
17.	Const of Lab. for the GSP at Karachi.	—	—	—	0.850	—	—
Total (GSP)			..	45.104	54.626	—	32.110

(Million Rupees)

Sl. No.	Name, Location and Status of the Scheme	Total Cost (F.E.C.)	Estimated Expenditure up to June, 1985	Revised Estimates for 1985-86	Allocation for 1986-87			
					Total ADP	Foreign Exchange Component		
						Own Resources	Foreign Aid	
1	2	3	4	5	6	7	8	
II. Pakistan Mineral Development Corporation								
17.	Feasibility study for Production of Smokeless coal briquettes (approved).	3.000 (2.800)	—	—	3.000	—	—	
18.	Feasibility study of Nagarparker China Clay Mining and Elutriation plant (approved).	5.000 (4.300)	—	—	4.333	—	—	
19.	Exploration of Northern Block of Lakhra Coal Field (Un-approved).	54.143 (15.300)	—	—	20.952	—	15.300 (W. B)	
20.	Exploration for coal in Meting Area, Sind (Un-approved).	23.473 (5.000)	—	—	0.500	0.500	—	
21.	Exploration of Sonda Coal Field, Sind (Un-app.)	58.344 (9.070)	—	—	0.500	—	—	
22.	Other Schemes	—	—	11.031	—	—	—	
Total (PMDC)				..	11.031	29.285	0.500	15.300
III. Gemstone Corporation of Pakistan Ltd.†								
<i>(On-going Schemes)</i>								
23.	Jewellery Designing and Manufacturing Project, Peshawar (PC-I Scheme) (App.)	2.600	0.645	0.439	1.084	—	—	
24.	Gemstone Exploration and beneficiation - A Collaboratory Project between GEMCP & UNDP. (PC-I Scheme) (App.)	6.670 (3.900)	—	3.244	3.922	—	2.464 UNDP	
Total (GCP).				..	3.683	5.006	—	2.464
IV. Mineral Coordination Boards.								
25.	Mineral Research Studies (PC-II) (Approved) ..	3.000 (0.550)	1.731	0.620	0.737	—	—	
V. Resource Development Corporation (Private) Ltd.								
26.	Saindak Integrated Mineral Project Distt : Chaghai, Baluchistan. (Un-approved).	1520.000 (800.000)	189.000	17.000	14.236	—	—	
Total (Ministry of Pet. & N.R.)	77.438	103.890	0.500	49.874
B. PRESIDENT SECRETARIAT (PAEC).								
27.	PC-II Nuclear Minerals Survey Scheme (Ph-III) (Approved).	316.547 (75.047)	123.351	61.351	72.020	31.800	—	
28.	Exploration of Uranium Resources in D.G. Khan Division (App.).	75.484 (14.957)	34.181	19.5535				
Total (President Secretariat)				..	74.400	72.020	31.800	—
C. AK & NA DIVISION								
(i) Northern Areas	—	5.900	—	—
Total (AK & NA Division)	—	5.900	—	—
D. S & FR DIVISION								
(i) FATA/DC	—	18.446	—	—
Total—(S & F R Division)	—	18.446	—	—
Total — MINERALS				..	162.838	200.256	32.300	49.874

WATER

(31-32)




WATER

(Abstract)

(Million Rupees)

Sl. No.	Sub-sector	Allocation for 1986-87	Foreign Exchange Component		
			Total	Own Resources	Foreign Aid
1	2	3	4	5	6
1.	Indus Basin/Tarbela	347.232	180.023	35.000	145.023
2.	Flood Control Programme	178.250	—	—	—
3.	Canal Rehabilitation Project	525.837	492.000	—	492.000
4.	Command Water Management	400.000	400.000	—	400.000
5.	WAPDA :				
	(i) Chashma Right Bank Canal	303.330	39.000	—	39.000
	(ii) Khanpur Dam (Remedial)	55.441	—	—	—
	(iii) Hub Dam (Remedial)	20.289	—	—	—
	(iv) Accelerated Programme	2267.000	752.000	—	752.000
	(v) General Investigations	93.581	23.000	—	23.000
	(vi) Pat Feeder Canal	1.000	—	—	—
6.	On-farm Water Management	116.830	116.580	—	116.580
7.	Tubewell Subsidy	16.708	—	—	—
8.	Meteorological Services	15.490	3.000	0.440	2.560
9.	Survey of Pakistan	5.360	1.400	1.400	—
10.	Special Areas	131.960	5.700	5.700	—
	Total (Water)	4478.308	2012.703	42.540	1970.163



WATER

(Million Rupees)

Sl. No.	Name, Location and Status of the Scheme	Total Cost (F.E.C.)	Estimated Expenditure up to June, 1985	Revised Estimates for 1985-86	Allocation for 1986-87		
					Total ADP	Foreign Exchange Component	
						Own Resources	Foreign Aid
1	2	3	4	5	6	7	8
A. MINISTRY OF WATER AND POWER							
I. WAPDA							
1.	Khanpur Dam Project (Main)	28.946	—	9.475	—	—	—
2.	Khanpur Dam Project, Remedial (Phase-II)	79.638	9.668	69.970	55.441	—	—
3.	Karachi Irrigation Project, Remedial (Phase-II)	68.110	60.246	25.300	20.289	—	—
4.	Chashma Right Bank Canal (Stage I & II)	3477.554 (503.373)	1218.457	445.931	303.330	—	39.000
5.	Accelerated Programme (SCARPS) :						
	(i) Punjab	—	3048.835	850.299	966.000	—	319.000
	(ii) Sind	—	2594.730	788.115	966.000	—	289.000
	(iii) N.W.F.P.	—	508.255	338.126	315.000	—	139.000
	(iv) Baluchistan	—	—	15.000	15.000	—	5.000
	(v) AJK	—	3.000	5.000	5.000	—	—
	Total (SCARPS) ..		1996.540	2267.000	—	752.000	
6.	Pat Feeder Canal	—	—	—	1.000	—	—
7.	Investigations	—	100.654	84.583	93.581	—	23.000
	Total (WAPDA) ..		2631.799	2740.641	—	814.000	
II. IBP/TARBELA							
(i) Non-Reimbursable Expenditure							
8.	Tarbela Watershed	—	—	19.000	20.800	—	—
9.	Mangla Watershed Management	—	—	11.000	7.626	—	—
10.	Chashma Barrage Raising	—	—	0.475	0.347	—	—
11.	Tarbella Resettlement :						
	(a) Land Cost	—	—	16.500	13.866	—	—
	(b) Haripur Chappar Road	—	—	22.000	20.800	—	—
12.	Maint of Links and Barrages	—	—	13.500	11.093	—	—
13.	Chashma Barrage Contract Claim Settlement	—	—	59.000	50.000	35.000	—
14.	Reservoir Maint. Facilities	—	—	160.000	173.000	—	125.023 (UK&IBRD)
15.	Anti waterlogging Measures	—	—	16.819	9.700	—	—
	Total II (i) ..		318.294	307.232	35.000	125.023	

(Million Rupees)

Sl. No.	Name, Location and Status of the Scheme	Total Cost (F.E.C.)	Estimated Expenditure up to June, 1985	Revised Estimates for 1985-86	Allocation for 1986-87		
					Total ADP	Foreign Exchange Component	
						Own Resources	Foreign Aid
1	2	3	4	5	6	7	8
(ii) Reimbursable							
16.	Tarbela Development Fund	—	—	22.000	20.000	—	—
17.	Exp. against foreign Loans	—	—	70.000	20.000	—	20.000
Total (ii)			..	92.000	40.000	—	20.000
Total (IBP/Tarbela)			..	410.294	347.232	35.000	145.023
III. FLOOD CONTROL PROGRAMME							
(i) PUNJAB							
18.	Improving flood bund along Laluguddar Disty. (Approved).	3.839	3.716	1.458	0.570	—	—
19.	Raising & Extending Rayya Flood bund (Approved).	10.987	9.814	5.305	1.858	—	—
20.	Training River Ravi below Deg Diversion Channel to protect Faispur Disty and villages (Approved).	7.933	7.882	2.012	0.575	—	—
21.	Stablising River training sorks opposite Naina (Approved/not Approved).	Kot O-16.983	19.520	12.159	4.990	—	—
		R.25.000					
22.	Protecting Hajipur Gajran bund against action of River Ravi (Approved/not approved)	O. 15.121	16.882	21.441	6.964	—	—
		R. 29.000					
23.	Training River Ravi on left side D/S Shahdara Bridge (Approved).	19.551	22.513	11.053	8.255	—	—
24.	Converting right bank of Janraka Disty into flood embankment RD. 11300 to 95773. (Approved).	7.024	4.570	2.504	0.050	—	—
25.	Constg. 4 No. spurs D/S Shershah Road-cum Railway bridge on River Chenab (Approved).	29.200	28.323	7.236	1.690	—	—
26.	Remodelling Dakhi flood bund (Approved).	4.956	4.570	0.196	0.145	—	—
27.	Checking River erosion D/S Taunsa barrage to protect Magasson Branch (Approved).	17.310	19.920	11.520	8.600	—	—
28.	Constg. spur at No. 138 Link No. 1 Dera Ghazi Khan Distt. (Approved).	12.330	11.809	7.730	5.385	—	—
29.	Constg Mole Fead spur/Groyne at No. 42200 Nagni bund. (Approved).	3.999	2.430	0.950	0.485	—	—
30.	Protection of Lahore protection bund opposite village Gowshala (Approved).	4.898	5.513	0.356	0.265	—	—
31.	Constg spur to protect R.M.B. Qadirabad Barrage RD. 51—87 (Approved).	19.762	21.500	11.177	7.430	—	—
32.	Protecting Burala Branch RD. 446—447 by constructing J-Spur on River Ravi (Approved).	9.755	10.810	4.383	3.270	—	—
33.	Protecting R.M.B. of Punjab H/works from erosion of River Chenab. (Approved).	2.074	2.884	1.384	1.034	—	—
34.	Providing 6—0' free board above H.F.L. 1973 to R.M.B. Qadirabad barrage. (Approved).	3.174	0.900	2.274	0.009	—	—

(Million Rupees)

Sl. No.	Name, Location and Status of the Scheme	Total Cost (F.E.C.)	Estimated Expenditure up to June, 1985	Revised Estimates for 1985-86	Allocation for 1986-87			
					Total ADP	Foreign Exchange Component		
						Own Resources	Foreign Aid	
1	2	3	4	5	6	7	8	
35.	Remodelling and Extending Balochwah flood bund RD.O-18000 and extending upto RD. 62230 (Approved).	5.072	3.200	5.020	2.357	—	—	
36.	Raising and Strengthening I.M.B. of Sulemanki Head Works (Approved).	4.143	0.403	3.599	0.100	—	—	
37.	Protecting Pheco Chak bund against action of River Ravi (Approved/not approved)	O. 26.721 R. 55.000	25.728	51.658	16.408	—	—	
38.	Converting L/bank of Masson Disty : into flood embankment RD. 18500—154330. (Approved).	29.776	21.110	7.865	3.340	—	—	
39.	Feasibility studies for training River Ravi from Nainakot to Balloki. (Approved).	2.120	0.693	1.320	0.080	—	—	
40.	Protecting Qadirabad Link and Madho Dass bund from erosion of River Ravi (Approved/not approved).	O. 7.820 R. 17.924	8.666	7.610	5.680	—	—	
41.	Constg. River training works on left side of River Ravi to protect Lahore and village Khokhar. (Approved not Approved).	O. 15.659 R. 24.567	18.000	6.567	4.900	—	—	
42.	Constg : spur No. 3 at RD. 18320 of Punjnad Head Works (Un-approved).	16.800	15.995	14.800	10.450	—	—	
43.	Training River Indus U/S Taunsa Barrage to protect the Marginal bunds and Allied training Works. (Un-approved).	24.430	17.900	21.430	11.100	—	—	
44.	Protecting Khangerh flood bund RD. 100—133 by constg. mole head spur at RD. 109 (Un-approved).	3.784	3.504	3.783	2.610	—	—	
Total (Punjab)				..	226.790	108.600	—	—
(II). SIND								
<i>(On-going)</i>								
45.	Remodelling and Providing Trench Bund along Dilwaro Loop Bund mile 7/0 to 8/0 (Un-approved).	2.591	—	0.591	0.747	—	—	
46.	Resectioning and providing Trench Bund along L.M. Bund new from mile 2/4 to 13/6. (Un-approved).	18.469	—	3.025	7.470	—	—	
47.	Remodelling F.P. Bund and providing stone pitching R.D. 317 to 337 (Approved).	7.629	3.066	1.000	0.747	—	—	
48.	Remodelling Agani Bund mile 6/1 to 5/2 Agani Abad Loop Bund mile 0/0 to 3/0 and Samtia Loop Bund mile 0/0 to 2/2 including providing wetting channel along Agani Loop Bund mile 6/1 to 5/2 and Samtia Loop Bund mile 0/0 to 2/2 (Approved)	11.066	5.333	3.000	2.240	—	—	
49.	Remodelling Nasrat Loop Bund from mile 0/0 to 4/6 in Tajodero Sub-Division (Cleared by S.C.).	2.992	—	0.700	0.747	—	—	
50.	Protection works of Gaj Diversion Bund (Un-approved).	30.000	—	3.000	2.988	—	—	
51.	Remodelling Kinjhar Lake Bund (Approved).	O-51.500 R-98.548	57.238	20.000	12.402	—	—	
52.	Remodelling of Surjani Loop Bund mile 0/0 to 3/0 Cleared and construction of Hind : Surjani Loop Bund mile 0/0 to 1/5 (Cleared by S.C.).	9.714	4.714	1.500	0.747	—	—	
53.	Construction of Jherruck Flood Protective Bund 0/0 to 5/6 (Un-approved).	19.342	—	1.000	0.747	—	—	
Total (Sind)				..	33.816	28.835	—	—

(Million Rupees)

Sl. No.	Name, Location and Status of the Scheme	Total Cost (F.E.C.)	Estimated Expenditure up to June, 1985	Revised Estimates for 1985-86	Allocation for 1986-87			
					Total ADP	Foreign Exchange Component		
						Own Resources	Foreign Aid	
1	2	3	4	5	6	7	8	
(III). N.W.F.P.								
<i>(On-going Schemes)</i>								
54.	Construction of Flood Protection Schemes in Kark District. (Approved).	3.659	0.301	2.457	0.673	—	—	
55.	Construction of Flood Protection Scheme in Kohat District (Approved).	3.550	0.622	1.340	1.588	—	—	
56.	Protection works for Tarai Channel and Cultivated land near Manyar village in Swat District.	0.339	0.212	0.187	—	—	—	
57.	Protection of village Hund from the action of flood in Indus River (Approved).	1.994	0.433	0.500	0.061	—	—	
58.	Protection of vill : Manery Payan Ghareebabad and Kala against flood in Badri Mullah. (App.).	1.374	0.489	0.789	—	—	—	
59.	Flood protection Scheme for Chitral Town in Chitral District. (Approved).	4.117	—	2.000	1.580	—	—	
60.	Protection of Village abadies and Agriculture land of Kandar Landi Daud Zai and Agriculture village from flood action of Adezai river (Approved).	3.250	—	3.500	—	—	—	
61.	Arresting River erosion of banks of River Kurram near Bannu (Phase-II) S/W Constg : of Spur 1, e-1-A, 2&3 (Un-approved).	17.800	—	2.138	6.594	—	—	
Total (On-going)				..	12.911	10.496	—	—
(IV) BALUCHISTAN								
<i>(On-going Schemes)</i>								
62.	Flood protection of Hudda village, Jail Road Quetta. (Approved).	3.637	1.409	2.228	—	—	—	
63.	Construction of spur along Rakhshan River for protection of Sarikoran Garamkan, Chitkhan and Tasp village. (Approved).	2.675	—	2.675	—	—	—	
64.	Flood Protection of Chaman Town (Approved).	3.445	—	3.445	—	—	—	
65.	Flood protection Taj Rodeni village District Kachi (Approved).	1.774	—	1.774	—	—	—	
66.	Flood protection of Kattan village (Approved) ..	3.340	2.500	0.840	—	—	—	
67.	Flood protection of Tatti Killi in Loralai Distt. (Approved).	0.943	—	0.943	—	—	—	
68.	Flood protection of Harnai Town and Gharibabad village (Approved).	2.041	1.791	0.250	—	—	—	
Total (On-going)				..	12.155	—	—	

(Million Rupees)

Sl. No.	Name, Location and Status of the Scheme	Total Cost (F.E.C.)	Estimated Expenditure up to June, 1985	Revised Estimates for 1985-86	Allocation for 1986-87			
					Total ADP	Foreign Exchange Component		
						Own Resources	Foreign Aid	
1	2	3	4	5	6	7	8	
<i>(New Schemes)</i>								
69.	Flood protection of Dalbadin Town and villages around Distt. Ghagai (Un-approved).	4.618	—	—	1.490	—	—	
70.	Flood protection of Lahri Town (Un-approved) ..	5.650	—	—	1.867	—	—	
71.	Flood protection of 4 villages on banks of Maskhi river. (Un-approved).	4.960	—	—	2.241	—	—	
72.	Flood protection of 4 villages Karkh River (Un-approved).	4.641	—	—	1.120	—	—	
73.	Protection of Gadani Town (Un-approved). ..	1.671	—	—	1.250	—	—	
74.	Flood protection of Quetta Town and Adjoining villages (F.S.) (Un-approved).	19.850	—	—	5.232	—	—	
75.	Flood protection of Winder Bazar and other villages (Un-approved).	1.031	—	—	0.770	—	—	
Total (New)				..	—	13.970	—	—
Total (Baluchistan)				..	12.155	13.970	—	—
(V) FATA								
<i>(On-going Schemes)</i>								
76.	Flood protection scheme for Chinjana Tazi Khel villages in Ourakzai Agency. (Approved)	1.107	0.639	0.468	—	—	—	
77.	Flood protection scheme of Hassue Khel village in Mirali Tehsil (Approved).	3.050	2.615	0.435	—	—	—	
78.	Flood protection works in Sherani area F.R.D. I. Khan (Approved).	3.800	2.446	1.354	—	—	—	
79.	Protection of lands and village abadies of Agra village in Kurram Agency (Cleared).	1.377	—	0.500	0.660	—	—	
80.	Flood protection scheme on Toohi River near Ahmad Khel village in North Waz. Agency (Cleared).	1.616	—	0.500	0.830	—	—	
81.	Protection of Irrigation land against Torwam algad Khaisora South Waz : Agency (Cleared).	1.119	—	0.743	0.280	—	—	
82.	Protection of Irrigation lands against Wana Toi of Hindu Kash Area in Wana Tehsil South Waziristan.	1.119	—	0.743	0.280	—	—	
Total (FATA)				..	4.743	2.050	—	—
(VI) AJK/NA								
<i>(On-going Schemes)</i>								
83.	Protection of abadies and Agri : land and village Ghursay from flood action of Hushy River (Approved).	7.624	2.000	3.000	1.960	—	—	
Total (AJK & NA)				..	3.000	1.960	—	—
(VII) KDA								
84.	Malir Protn. Bund (Phase-III) (Approved).	87.233	61.100	23.516	12.339	—	—	
Total (Flood Control)				..	316.931	178.250	—	—

(Million Rupees)

Sl. No.	Name, Location and Status of the Scheme	Total Cost (F.E.C.)	Estimated Expenditure up to June, 1985	Revised Estimates for 1985-86	Allocation for 1986-87		
					Total ADP	Foreign Exchange Component	
						Own Resources	Foreign Aid
1	2	3	4	5	6	7	8
IV. CANAL REHABILITATION							
85.	Federal Coordination Cell	—	—	106.830	33.837	—	—
86.	Canal Rehabilitation Project :						
	(a) Punjab	—	—	200.640	} 492.000	—	492.000
	(b) Sind	—	—	84.400			
	(c) N.W.F.P.	—	—	18.330			
	(d) Baluchistan	—	—	23.780			
	Total (Canal Rehabilitation)	433.980	525.837	—	492.000
V. Command Water Management							
87.	Federal Coordination Cell	—	—	0.600	0.400	—	0.400
88.	Command Water Management Project :						
	(a) Punjab	} 1127.500 (87.240)	—	107.700	237.100	—	237.100
	(b) Sind		—	44.000	96.800	—	96.800
	(c) N.W.F.P.		—	14.100	31.200	—	31.200
	(d) Baluchistan		—	15.710	34.500	—	34.500
	Total (Command Water)	182.110	400.000	—	400.000
	Total—(Ministry of Water and Power)	3975.114	4191.960	35.000	1851.023
B. FOOD AND AGRICULTURE DIVISION							
I. OFWM							
89.	Strengthening of Federal Water Management Cell Phase-II.	60.060 (25.540)	—	18.900	19.000	—	18.750
90.	Federal Water Management Cell (Phase-I).	37.010 (9.070)	34.010	3.000	—	—	—
91.	Strengthening of Water Management Project Activities	192.120 (153.860)	75.370	43.520	74.100	—	74.100
92.	Establishment of Water Management Education unit.	20.986 (16.785)	—	7.640	7.470	—	7.470
93.	ADB Assisted on-Farm Water Management Project.	16.319 (14.071)	—	7.060	9.260	—	9.260
94.	PBME Facilities in Federal Water Management Cell.	13.380	—	6.380	7.000	—	7.000
	Total (OFWM)	86.500	116.830	—	116.580
95.	Tubewell Subsidy	—	—	—	16.708	—	—
	Total (Food & Agri. Div.)	86.500	133.538	—	116.580
C. AVIATION DIVISION							
(Pak. Meteorological Department)							
(On-going)							
96.	Dependent Met Offices	1.696	1.527	0.400	—	—	—
97.	Ground Station for receiving Weather Satellite Data (APT), Karachi.	2.012 (0.688)	1.611	0.200	—	—	—
98.	Remote Recording Equipment at Karachi Airport	6.058 (1.720)	3.816	1.175	0.400	—	—
99.	Remote Recording Equipment at Nine Airports	5.060 (1.430)	4.159	0.750	.100	—	—

(Million Rupees)


Sl. No.	Name, Location and Status of the Scheme	Total Cost (F.E.C.)	Estimated Expenditure up to June, 1985	Revised Estimates for 1985-86	Allocation for 1986-87		
					Total ADP	Foreign Exchange Component	
						Own Resources	Foreign Aid
1	2	3	4	5	6	7	8
100.	Construction of Residential Accommodation at G.C. Quetta.	6.048	2.766	0.400	0.300	—	—
101.	Seismic Observatory Khuzdar	2.050 (0.240)	2.053	0.050	—	—	—
102.	Construction of Library Block at upper Atmospheric Research Station Peshawar.	0.370	0.340	0.012	—	—	—
103.	Construction of boundary wall around Met, Complex, University Road, Karachi.	2.300	1.006	0.500	0.500	—	—
104.	Institute of Meteorology and Geophysics, Karachi	4.708	1.200	0.900	1.000	—	—
105.	Data Processing Centre, Karachi.	7.880 (6.019)	0.844	1.200	1.100	—	1.000
106.	Pilot Balloon Observatory Sialkot	1.278	1.000	0.109	—	—	—
107.	Pilot Balloon Observatory (PBO) Drosh	2.507	—	0.400	0.500	—	—
108.	Construction of Observatory building and residential accommodation at Murree.	2.624	0.864	0.700	1.000	—	—
109.	Air Pollution Station Chitral	0.200 (0.060)	0.060	0.028	—	—	—
110.	Regional. Background Air Pollution Station at Quetta.	0.676 (0.101)	0.007	0.028	0.100	0.040	0.060
111.	Construction of residential accommodation for Surface Observatory, Bahawalpur.	0.674	0.703	0.100	—	—	—
112.	Re-construction of boundary wall at PBO, D. I. Khan	0.850	0.721	0.100	—	—	—
113.	Construction of Mosque at Upper Atmospheric Research Station, Peshawar.	0.178	0.200	0.025	—	—	—
114.	Varimeter Hut at Geophysical Centre, Quetta	0.248	0.200	0.025	—	—	—
115.	Establishment of Agromet Centre, Islamabad.	6.043 (5.152)	—	0.900	1.240	—	1.000
116.	Establishment of Regional Agromet Centre, Peshawar.	0.960 (0.220)	—	—	0.400	—	—
117.	Establishment of Regional Agromet Centre, Faisalabad.	1.030 (0.290)	—	0.310	0.415	—	—
118.	Establishment of Regional Agromet Centre, Quetta.	0.947 (0.207)	—	0.410	0.315	—	—
119.	Establishment of Regional Agromet Centre, Tandojam	0.948 (0.208)	—	0.410	0.315	—	—
120.	Construction of Observatory building at Kakul.	1.646	—	0.610	0.500	—	—
121.	Construction of Observatory building at Garhi Dopatta.	0.833	—	0.300	0.500	—	—
122.	Up-grading of surface Observatory at Muzzafarabad to Upper Wind Observatory.	1.953 (0.105)	—	0.415	0.590	—	—
123.	Construction of boundary wall at WSR Sargodha	0.310	—	0.200	0.100	—	—
124.	Establishment of an Agromet Station at Pasni Airport.	1.609 (0.500)	—	0.715	0.478	0.300	—
125.	Establishment of an Agromet Station at Bannu Airport.	2.443 (0.500)	—	0.035	0.645	—	—

(Million Rupees)

Sl. No.	Name, Location and Status of the Scheme	Total Cost (F.E.C.)	Estimated Expenditure up to June, 1985	Revised Estimates for 1985-86	Allocation for 1986-87			
					Total ADP	Foreign Exchange Component		
						Own Resources	Foreign Aid	
1	2	3	4	5	6	7	8	
126.	Construction of PBO-cum-DMO Building at Skardu Airport.	1.346	—	0.300	0.500	—	—	
127.	Re-location of Nilore Observatory	2.232	—	1.000	1.300	—	—	
	Total (On-going)	12.707	12.298	0.340	2.060	
	<i>(New)</i>							
128.	Modernization Project of Pakistan Meteorological Department.	54.611 (42.728)	—	—	1.300	0.100	0.500	
129.	Construction of Boundary Wall at Quetta	1.677	—	—	0.300	—	—	
130.	First Class Surface Observatory, Dadu	1.400 (0.050)	—	—	0.500	—	—	
131.	First Class Surface Observatory, Thatta	1.786 (0.050)	—	—	0.200	—	—	
132.	Upper Wind Observatory, Hyderabad,	2.186 (0.065)	—	—	0.347	—	—	
133.	Agromet Observatory at Turbat Airport Punjgur Ormara	1.977 (0.050)	—	—	0.545	—	—	
	Total (New)	3.192	0.100	0.500	
	Total (Pak. Met. Department)	12.707	15.490	0.440	2.560
D. DEFENCE DIVISION								
<i>(Survey of Pakistan)</i>								
134.	Multipurpose Geodetic Survey Marks	—	—	0.217	0.237	—	—	
135.	Construction of Ist Floor of the Existing Building of M.R.I.O. Survey of Pakistan, Rawalpindi.	1.536	—	0.878	0.659	—	—	
136.	Special Repair work (Roof treatment) in :— .. (i) Survey of Pakistan building at Quetta (Rs. 24,300). (ii) Survey of Pakistan Residential Colony at Quetta (Rs. 2,47,000).	0.189	—	0.280	0.209	—	—	
137.	Construction of Canteen in Survey of Pakistan premises at Rawalpindi	0.169	—	0.100	0.069	—	—	
138.	Length standardization Laboratory, Islamabad	2.040 (1.600)	0.040	—	1.488	1.400	—	
139.	Provision of Sui gas in Survey of Pakistan Residential Colony at Quetta.	0.698	—	—	0.698	—	—	
140.	Construction of the Bachelor Hostel in Survey of Pakistan Residential Colony at Quetta.	3.406	—	—	1.000	—	—	
141.	Construction of the office building of the Directorate of Southern Circle Survey of Pakistan, Karachi.	4.900	—	—	1.000	—	—	
	Total (Survey of Pakistan)	1.475	5.360	1.400	—
E. AK & NA DIVISION								
	(i) Azad Kashmir	—	18.575	—	—
	(ii) Northern Areas	—	7.494	—	—
	Total (AK & NA Div.)	—	26.069	—	—
F. S & FR DIVISION								
	(i) FATA/DC	—	105.891	5.700	—
	Total (S & FR Div.)	—	105.891	5.700	—
	Total — WATER	4187.196	4478.308	42.540	1970.163

POWER

(43-44)



POWER
(Abstract)

(Million Rupees)

Sl. No.	Sector	Provision for 1986-87	Foreign Exchange Component		
			Total	Own Resources	Foreign Aid
1. WAPDA :					
(i)	Generation	4917.019	3132.203	10.400	3121.803
(ii)	Transmission	2068.817	1106.912	0.500	1106.412
(iii)	Secondary Transmission and Grid Stations	1573.753	497.373	50.173	447.200
(iv)	Distribution	572.545	157.225	65.940	91.285
(v)	Village Electrification	1264.208	298.300	165.000	133.300
(vi)	Diesel Generation Sets	35.124	—	—	—
(vii)	Distribution/Rural Rehabilitation Programme.	415.049	200.000	—	200.000
2.	Small Hydel Projects	22.281	14.000	—	14.000
3.	Pakistan Atomic Energy Commission	216.592	53.200	53.200	—
4.	Special Areas	335.470	8.000	8.000	—
Total (Power)		11420.858	5467.213	353.213	5114.000

POWER

(Million Rupees)


Sl. No.	Name, Location and Status of the Scheme	Total Cost (F.E.C.)	Estimated Expenditure up to June, 1985	Revised Estimates for 1985-86	Allocation for 1986-87		
					Total ADP	Foreign Exchange Component	
						Own Resources	Foreign Aid
1	2	3	4	5	6	7	8
A. MINISTRY OF WATER AND POWER							
<i>(WAPDA—Power)</i>							
1.	Generation	—	—	4303.226	4917.019	10.400	3121.803
2.	Transmission	—	—	1336.502	2068.817	0.500	1106.412
3.	Secondary Transmission and Grid Stations	—	—	1473.881	1573.753	50.173	447.200
4.	Distribution	—	—	707.400	572.545	65.940	91.285
5.	Rural Electrification	—	—	971.040	1264.208	165.000	133.300
6.	Diesel Generation sets	—	—	9.000	35.124	—	—
7.	Distribution/Rural Rehabilitation Programme	—	—	—	415.049	—	200.000
Total (WAPDA)				8801.049	10846.515	292.013	5100.000
8.	Small Hydel Projects.	—	—	17.529	22.281	—	14.000
Total (Ministry of Water & Power)				8818.578	10868.796	292.013	5114.000
B. PRESIDENT SECRETARIAT							
<i>(On-going Scheme)</i>							
9.	Chashma Nuclear Power Project (Approved)	16818.000	342.236	91.197	89.000	50.000	—
10.	Fuels Reprocessing Plant (Classified)	—	43.822	43.822	51.400	—	—
11.	PAEC Headquarters Building (App.)	64.558	53.885	27.000	4.311	—	—
12.	Shore Protection for KANUPP. (App.)	17.487	11.300	3.505	1.181	—	—
13.	Residential Colony for NIAB, Faisalabad (App.)	29.260	14.039	14.039	10.451	—	—
14.	Nuclear Medical Centre, Quetta	41.259 (13.934)	7.000	7.000	19.383	—	—
15.	Flat Type Residential Colony for PAEC Employees at Islamabad (Un8app.)	57.318	4.630	4.630	0.500	—	—
16.	National Institute for Bio Technology and Genetic Engineering, Lahore. (Un—app.)	192.600 (39.000)	5.000	5.000	4.000	2.900	—
17.	Girls School for PINSTECH Residential Colony.	1.951	1.923	0.167	1.680	—	—
18.	Providing Additional Facilities and Essential Services at IRNUM, Peshawar.	1.975	0.833	0.833	0.124	—	—
19.	Residential Colony for NMC (LINAR), Larkana.	1.975	1.008	1.008	—	—	—
20.	Construction of Bio-Assay Lab. at PINSTECH.	1.850	0.859	0.859	1.640	0.300	—
21.	Residential Colony for Employees of PINSTECH.	25.083	10.517	10.517	10.081	—	—

(Million Rupees)

Sl. No.	Name, Location and Status of the Scheme	Total Cost (F.E.C.)	Estimated Expenditure up to June, 1985	Revised Estimates for 1986-86	Allocation for 1986-87				
					Total ADP	Foreign Exchange Component		7	8
						Own Resources	Foreign Aid		
1	2	3	4	5	6	7	8		
22.	Construction of Scientific Store of Admn Block for PINSTECH.	11.953	4.000	4.000	5.600	—	—		
23.	Purchase of Land and Construction of Colony for AEMC, Multan.	8.000	—	—	0.100	—	—		
24.	Extension of AEMC, Multan	3.863	1.000	1.000	3.000	—	—		
25.	Extension of AEARC, Tandojam	3.700	2.000	2.000	1.500	—	—		
26.	Construction of Seeds Storages Building Solvent Stores Room and Rest House at NIAB, Faisalabad.	1.662	0.500	0.500	1.971	—	—		
27.	Construction of Animal House Services Building and Director Residence at INMOL, Lahore.	1.933	1.000	1.000	3.127	—	—		
28.	Purchase of Land for PINSTECH to set up Workshop, Garage for Parking of Vehicles.	3.872	3.872	3.872	—	—	—		
Total (On-going Schemes) ..				222.549	209.049	53.200	—		
<i>(New Schemes) :</i>									
29.	Computer Training Lab. for Medical Application.	—	—	—	1.000	—	—		
30.	Construction of out patient Block at AEMC, Jamshoro.	—	—	—	0.100	—	—		
31.	Construction of Lab. Building at NIAB	—	1.000	1.000	3.000	—	—		
32.	Construction of 56 Residential Essential Units Colony for IRNUM, Peshawar.	—	—	—	1.000	—	—		
33.	Development of NIAB Experimental Farm	—	—	—	1.743	—	—		
34.	Construction of Cafeteria for Staff at PINSTECH	—	—	—	0.200	—	—		
35.	Additional Facilities and Essential Services at IRNUM, Peshawar.	—	—	—	0.500	—	—		
36.	Aquifer Pumping Test at Nangar Nai Area, D.E.U., D.G. Khan.	—	—	1.307	—	—	—		
Total (New) ..				2.307	7.543	—	—		
Total (President Secretariat) ..				224.256	216.592	53.200	—		
C. AK & NA DIVISION									
(i) Azad Kashmir		—	—	—	167.476	8.000	—		
(ii) Northern Areas		—	—	—	92.399	—	—		
Total (AK & NA Division) ..				—	259.875	8.000	—		
D. S & FR DIVISION									
(i) FATA		—	—	—	75.595	—	—		
Total (S & F R Division) ..				—	75.595	—	—		
Total—POWER				9291.578	11420.858	353.213	5114.000		

FUELS

(49-50)




FUELS

(Abstract)

(Million Rupees)

Sl. No.	Sub-sector	Allocation for 1986-87	Foreign Exchange Component		
			Total	Own Resources	Foreign Aid
1	2	3	4	5	6
1.	Oil and Gas Development Corporation	1945.820	1408.391	344.000	1064.391
2.	Petroleum Concessions	589.206	279.000	183.000	96.000
3.	Gas Operations	45.986	21.930	21.930	—
4.	HDIP	8.374	—	—	—
5.	DG Energy Resources	42.074	27.000	—	27.000
6.	Energy Plantation	18.876	15.863	—	15.863
7.	ENERPLAN AND ENERCON	75.240	68.240	—	68.240
	Total (Fuels)	2725.576	1820.424	548.930	1271.494



FUELS

(Million Rupees)

Sl. No.	Name, Location and Status of the Scheme	Total Cost (F.E.C.)	Estimated Expenditure up to June, 1985	Revised Estimates for 1985-86	Allocation for 1986-87			
					Total ADP	Foreign Exchange Component		
						Own Resources	Foreign Aid	
1	2	3	4	5	6	7	8	
A. MINISTRY OF PETROLEUM AND NATURAL RESOURCES								
I. OGDC :								
1.	Development of Oil and Gas Resources Project (July, 1983 June, 1988).	5625.703 (3566.261)	1062.198	375.625	284.858	197.000	87.000 (USAID)	
2.	Petroleum Exploration Project	1303.025 (790.400)	305.552	343.944	302.663	—	220.377 (W.B.)	
3.	Development of Tando Alam Oil Field Project Phase-II	226.177 (122.820)	—	136.472	190.900	—	140.900	
4.	Toot Development Project Phase-II (PC-I under submission).	409.612 (273.915)	—	205.921	15.000	—	—	
5.	Dakhni Development Project Phase-I (Approved).	568.262 (416.605)	245.078	220.751	83.465	—	—	
6.	Dakhni Development Project Phase-II (Un-app).	265.329 (176.945)	—	—	157.315	—	127.010	
7.	Nandpur Development Project (Un-approved).	141.555 (78.130)	—	92.870	49.436	2.840	36.030 (ESL/TAC/ADB)	
8.	Panjpri Development Project Phase-I (PC-II submitted).	95.269 (52.974)	—	92.870	12.733	—	8.500	
9.	Loti Development Project	299.536 (192.821)	—	—	152.537	—	126.044	
10.	Dhodak Development Project (Phase-II.)	540.000 (348.000)	—	—	14.044	—	—	
11.	Appraisal, of Jandran, Kothar and Uch Gas Field Project. (App.).	482.750 (293.532)	—	—	129.365	—	12.000	
12.	Acquisition of Equipment and Technology for Stimulation of Oil and Gas Wells by Fracture Treatment. (Approved).	226.612 (198.065)	—	—	6.000	—	5.000 (CIDA)	
13.	Project for Drilling Material Reserve Bank.	127.682 (111.028)	—	—	67.640	59.540	—	
14.	Canadian Technical Assistance Programme Phase-I & II (Approved).	309.898 (227.795)	2.230	22.451	40.000	—	35.000 (CIDA)	
15.	Joint Ventures (Approved).	—	610.515	248.623	426.934	84.620	260.600	
16.	OGDC Building (Un-approved).	—	—	1.705	4.000	—	—	
17.	Radho Development Project	—	—	—	6.930	—	5.930	
18.	Modernization & Upgradation of Drilling Equipments	—	—	—	1.000	—	—	
19.	Appraisal of new fields	—	—	—	1.000	—	—	
Total—(OGDC) ..					1741.232	1945.820	344.000	1064.391

(Million Rupees)

Sl. No.	Name, Location and Status of the Scheme	Total Cost (F.E.C.)	Estimated Expenditure up to June, 1985	Revised Estimates for 1985-86	Allocation for 1986-87			
					Total ADP	Foreign Exchange Component		
						Own Resources	Foreign Aid	
1	2	3	4	5	6	7	8	
II. D. G. Gas								
(Southern Gas Company)								
20.	Quetta Natural Gas Distribution Project.	259.230 (39.771)	136.710	57.827	25.000	7.500	—	
21.	Sui Field Villages Natural Gas Distribution Project.	4.793 (0.424)	1.462	—	0.886	0.300	—	
22.	Supply of Natural Gas to Dera Bugti.	9.719 (0.941)	—	2.967	2.100	0.400	—	
23.	Supply of Gas to Mirpur Khas	—	—	—	18.000	13.730	—	
Total—(D.G. Gas)				..	60.794	45.986	21.930	—
III. D.G. (Renewable Energy Resources).								
24.	Rural Energy Project (Revised).	43.132 (16.80)	26.748	2.659	5.595	—	1.500 (France)	
25.	Renewable Energy for Village Electrification.	36.110 (27.07)	14.390	6.332	13.236	—	11.515 (UNDP)	
26.	Solar Development Project.	39.500 (22.22)	13.780	4.239	5.989	—	4.675 EBC	
27.	Biogas Development Project (Phase-I).	35.540	23.981	2.159	2.724	—	—	
28.	Economic Studies Project	3.888 (1.00)	2.600	2.704	0.700	—	—	
29.	Energy Conservation (Revised).	39.580 (2.230)	8.170	3.645	0.200	—	—	
30.	Solar Energy for Remote & under Developed Areas (Kharan Component).	49.200 (14.40)	3.340	5.751	9.200	—	7.200	
31.	Regional Solar Energy Development and Demonstration Centre (RSEDC).	9.010 (6.510)	—	2.600	2.510	—	2.110 (ESCAP)	
31 (a)	Japanese—aided Solar System	—	—	—	1.920	—	—	
32.	Energy Planning and Development Project.	161.030 (135.22)	—	5.141	—	—	—	
Total (D.G. R.E.R.)				..	35.230	42.074	—	27.000
IV. D.G. (Petroleum Concessions)								
33.	Pak-Stanvac Petroleum Project GOP's Share 49% (Mari).	—	—	5.233	47.000	—	—	
34.	Union Texas Pakistan Inc.	—	—	405.450	150.202	106.000	16.000	
35.	Occidental of Pakistan Inc. GOP's Share 25% Dhurnal.	—	—	297.784	203.600	77.000	(IBRD)	
36.	PPL-OGDC-GOP JOINT Venture.	—	—	12.444	1.000	—	—	
37.	Pak Hunt petroleum Project (Nazarani Oil-field)	—	—	0.003	0.003	—	—	
38.	Promotion for Petroleum Exploration in Pakistan.	—	—	0.021	0.021	—	—	
39.	Off-shore Seismic Project	—	—	—	185.680	—	80.000	
40.	Economic studies for Pricing and Exploration	—	—	—	0.500	—	(IBRD)	
41.	Payment to District Councils and Union Councils in new discoveries.	—	—	1.200	1.200	—	—	
Total (DGPC)				..	722.135	589.206	183.000	96.000

(Million Rupees)

Sl. No.	Name, Location and Status of the Scheme	Total Cost (F.B.C.)	Estimated Expenditure up to June, 1985	Revised Estimates for 1985-86	Allocation for 1986-87			
					Total ADP	Foreign Exchange Component		Foreign Aid
						Own Resources		
1	2	3	4	5	6	7	8	
V. H.D.I.P.								
(On-going Schemes)								
42.	Petroleum Geology Lab. (Phase. II.)	4.800 (4.000)	4.000	0.702	0.098	—	—	
43.	Evaluation of Hydrocarbon potential of Baluchistan Basin Phase-III	1.064	—	0.702	0.362	—	—	
44.	Feasibility for Petroleum Eng. Lab. of HDIP	1.000 (0.500)	—	0.555	0.445	—	—	
45.	Combustion Eng. Lab. Karachi	4.621 (3.122)	1.000	3.346	0.153	—	—	
46.	Modernization & Strengthening of Fuel Lab. Karachi.	3.344	1.672	0.887	0.785	—	—	
47.	Expansion of Lubricant Eval. & Std. Centre, Karachi.	2.350	1.175	1.029	0.146	—	—	
48.	Building Cor. PTC, Quetta.	0.991	—	0.868	0.123	—	—	
49.	Review of Petroleum Exploration data and Evaluation of Sedimentary Basins of Pakistan. (Un-App)	39.960 (26.690)	—	3.649	6.162	—	—	
50.	Pilot Plants/Station for process Development and Training, Karachi. (Un-app)	111.501 (44.971)	—	0.876	0.100	—	—	
Total (On-going)	12.614	7.234	—	—
(New Schemes)								
51.	Equipment for HDIP POL Lab. Karachi.	7.000 (7.000)	—	—	1.140	—	—	
52.	Promotion for CNG for Automobiles, Lahore.	7.500 (5.000)	—	—				
Total (New)	—	1.140	—	—
Total (HDIP)	12.614	8.374	—	—
Total (M/o Pet. & N.R.)	2572.005	2631.460	548.930	1187.391
B. FOOD AND AGRICULTURE DIVISION								
53.	Energy Plantation	—	—	7.000	18.876	—	15.863	
Total (Food & Agri. Div.)	7.000	18.876	—	15.863
C. PLANNING AND DEVELOPMENT DIVISION								
Energy Planning and Development Projects.								
54.	ENERPLAN Energy Analysis & Manpower Development.	134.461 (84.560)	0.968	14.696	31.680	—	27.200	
55.	ENERCON Energy Conservation Centre	195.400 (177.92)	7.200	25.929	43.560	—	41.040	
Total (Planning and Dev. Division)	40.625	75.240	—	68.240
Total—FUELS	2619.630	2725.576	548.930	1271.494

1947

1948

1949

1950

1951

1952

1953

1954

1955

1956

1957

1958

1959

1960

1961

1962

1963

1964

1965

1966

1967

1968

1969

1970

1971

1972

1973

1974

1975

1976

1977

1978

1979

1980

1981

1982

1983

1984

1985

1986

1987

1988

1989

1990

1991


1992

1993

1994

TRANSPORT AND COMMUNICATIONS

(57-58)



TRANSPORT AND COMMUNICATIONS
(Abstract)

(Million Rupees)

Sl. No.	Sub-sector	Provision for 1986-87	Foreign Exchange Component		
			Total	Own Resources	Foreign Aid
1	2	3	4	5	6
1.	Communications				
	(i) Telegraph and Telephones	1798.751	910.950	148.950	762.000
	(ii) Special Communications Organisation	32.670	14.020	14.020	—
	(iii) Post Offices	66.995	—	—	—
2.	Transport				
	(i) Ports and Shipping	193.054	83.500	3.500	80.000
	(ii) Roads, Bridges and Highways	696.384	—	—	—
	(iii) N.L.C.	30.000	—	—	—
	(iv) F.W.O.	22.232	—	—	—
	(v) Railways	1457.127	942.190	97.190	845.000
	(vi) Civil Aviation	109.998	17.125	10.169	6.956
	(vii) Airport Security Force	16.679	6.100	6.100	—
3.	Transport Research Programmes	12.674	1.575	—	1.575
4.	Special Areas	505.202	2.400	2.400	—
	Total (Transport & Communications)	4941.836	1977.860	282.329	1695.531

Hydro-metallurgical recovery of

1984

1985

1986

1987

1988

1989

1990

1991

1992

1993

1994

1995

1996

1997

1998

1999

2000

2001

2002

2003

2004

2005

2006

2007

2008

2009

2010

TRANSPORT AND COMMUNICATIONS

(Million Rupees)

Sl. No.	Name, Location and Status of the Scheme	Total Cost (F.E.C.)	Estimated Expenditure up to June, 1985	Revised Estimates for 1985-86	Allocation for 1986-87		
					Total ADP	Foreign Exchange Component	
						Own Resources	Foreign Aid
1	2	3	4	5	6	7	8
A. MINISTRY OF COMMUNICATIONS							
I. Telegraph and Telephones							
1.	Local Telephone system and Gateway Exchange.	12165.950 (5311.870)	4658.720	950.660	754.561	67.290	317.90
2.	Coaxial Cable System	588.210 (293.380)	58.280	18.350	32.200	—	6 2.1
3.	Trunk Exchange & STD	1027.900 (418.600)	195.530	65.870	78.150	15.800	—
4.	Long Distance network (VFT/PCO's Open Wire Line and Carrier System) other than carrier on Coaxial.	651.810 (264.620)	226.510	83.490	61.930	20.800	—
5.	Telegraph projects (Gentex Teleprinters etc.)	1087.380 (511.570)	145.250	101.560	91.750	7.200	45.000
6.	Microwave System	829.550 (498.290)	129.510	100.600	286.940	9.410	139.800
7.	VHF & Other Radio System	1004.040 (645.46.)	280.940	166.910	250.300	15.000	155.400
8.	Requirement of Other Deptts/Agencies	149.810 (74.850)	144.500	5.220	—	—	—
9.	Training & Research	1.610 (0.700)	—	1.610	—	—	—
10.	Building & Quarters	80.390	34.670	32.610	16.800	—	—
11.	Replacement, Improvement of Welfare amenities and other Misc. Works.	1154.850 (486.040)	133.830	118.900	94.210	12.500	11.500
	Total (On-going Works)			1645.780	1666.841	148.000	725.700
	Total (New Schemes) Minor Works	1310.680 (170.000)		23.840	105.910	0.950	36.300
		—		35.000	26.000	—	—
II. HQ SCO				Total (T & T)			
				1704.620	1798.751	148.950	762.000
12.	Expansion and Improvement of Telecommunication Facilities in AJ&K (Project No. II/78-79)	56.768 (17.983)	14.828	5.410	4.193	4.322	—
13.	Expansion and Improvement of Telecommunication Facilities in NA,S of Gilgit and Baltistan (Project No. III/78-79).	54.530 (15.220)	12.043	0.850	1.876	0.980	—
14.	Expansion/Provision of Carrier System/Telex Services / Phonograms in NA,S (Project No. I/84-85).	4.800 (1.756)	—	—	0.189	0.173	—
15.	Expansion/Provision of Carrier Systems/Telex Services/Phonograms in AJ&K (Project No. II/84-85).	17.955 (6.420)	—	—	0.669	0.275	—

(Million Rupees)

Sl. No.	Name, Location and Status of the Scheme	Total Cost (F.E.C.)	Estimated Expenditure up to June, 1985	Revised Estimates for 1985-86	Allocation for 1986-87			
					Total ADP	Foreign Exchange Component		Foreign Aid
						Own Resources		
1	2	3	4	5	6	7	8	
16.	Provision of VHF Links between Remote Places of AJ&K (Project No. III/84-85).	8.564 (0.954)	—	1.600	6.222	—	—	
17.	Provision of VHF Links between Remote Places of NA,S /Project No. IV/84-85).	4.376 (0.476)	—	0.800	3.186	—	—	
18.	Expansion and Improvement of Local Telephone System, Trunk Exchanges, Trunk Facilities (Line and wires) for New Exchanges and Opening of New Public Call Offices in AJ&K (Project No. V/84-85).	58.090 (23.750)	—	13.080	9.809	6.796	—	
19.	Expansion and Improvement of Local Telephone System Trunk Facilities (Lines and Wires) for New Exchanges and Opening of New Public Call Offices in Northern Areas (Project No. VI/84-85).	44.750 (18.830)	—	3.700	2.914	1.474	—	
20.	Providing 180 Channels on Multi Channels VHF Link for connecting Small Towns with main Outlets in AJ&K Pakistan (Project No. VIII/84-85).	20.728 (6.800)	—	6.893	3.612	—	—	
Total (SCO)				..	32.333	32.670	14.020	—
III. Pakistan Post Offices								
<i>(On Going Works)</i>								
21.	86. P.O. Bldgs. and 208 Qrs. (List 'A')	96.376	30.700	40.685	54.545	—	—	
22.	Transportation of mails (APP)	9.900	0.500	0.500	1.500	—	—	
23.	73. P.O. Bldgs. and 176 Qrs. (List "B")	88.543	15.740	17.048	6.000	—	—	
24.	Purchase of Plots and Buildings in different places in Pakistan.	7.500	—	4.000	2.950	—	—	
25.	Manufacture of Railway Van	4.000	—	4.000	2.000	—	—	
Total (Post Offices)					66.233	66.995	—	—
IV. PORTS AND SHIPPING								
26.	Jinnah Bridge Phase-II (Un-app.)	200.000 (40.000)	4.500	5.000	—	—	—	
26.	(a.) Bander Qasim Project (App.).	4700.000 (1913.120)	4258.159	165.632	81.554	—	—	
27.	Procurement of Dredger as per Separate. (App/Un app).	407.000 (301.000)	—	—	85.000	2.000	80.000	
28.	Gwadar Fish Harbour	535.000 (319.600)	19.830	7.651	20.000	1.500	—	
29.	Navigational Aids on the Coast Light House (App).	6.500 (1.400)	5.975	2.673	2.500	—	—	
30.	Light House at Ketty Bunder in Lieu of Signal Light Vessel.	3.000 (1.000)	—	—	2.000	—	—	
31.	Permanent Campus For Pakistan Marine Academy (App.).	111.686 (16.000)	86.200	15.920	2.000	—	—	
32.	Seamen Training Centre (App).	8.105	7.680	1.315	—	—	—	
Total (Ports & Shipping)					198.191	193.054	3.500	80.000

(Million Rupees)

Sl. No.	Name, Location and Status of the Scheme	Total Cost (F.E.C.)	Estimated Expenditure up to June, 1985	Revised Estimates for 1985-86	Allocation for 1986-87		
					Total ADP	Foreign Exchange Component	
						Own Resources	Foreign Aid
1	2	3	4	5	6	7	8
V. ROADS BRIDGES AND HIGHWAY							
(i) Punjab							
<i>(Major On going Schemes)</i>							
33.	Construction of Ghazi Ghat Bridge (App.).	635.000	342.509	62.272	20.000	—	—
34.	Providing carpetted dual C/Way mile 169/4-201/2 COAS House to Chablat Bridge (App.).	241.962	124.298	28.158	74.596	—	—
35.	Construction of Bridge over River Chenab at Talibwala (App.).	301.796	15.000	37.544	40.000	—	—
36.	Rehabilitation of Khanewal-Sahawal Section N-5(Un-App.).	293.840	—	25.930	5.000	—	—
37.	Rehabilitation of Gujranwala-Lalamusa Section N-5 (Un-App.).	77.210	—	27.870	5.000	—	—
Total (Major Schemes)				181.774	144.596	—	—
<i>(Minor On-going Schemes)</i>							
38.	Rehabilitation / Construction of NH mile 449/4 to 452 in Rahimyar Khan District (App').	5.109	3.058	2.051	—	—	—
39.	Providing overlay on N-5 mile 201/25 to 207 in Attock Distt. (App.).	2.703	2.340	0.363	—	—	—
40.	Improvement of N-5 from mile 134/5-165/4 in Rawalpindi District (App.).	0.663	0.467	0.196	—	—	—
41.	Improvement of N-5 construction of R/Walls, Drains, breast walls and culverts in mile 105, 115, 119, 120, 133 and 135 near Jhelum (App.).	3.803	3.265	0.538	—	—	—
42.	Reconstruction of 2 old Arch Bridges KM 1477 N-5 near Jhelum (App.).	11.665	9.515	2.150	—	—	—
43.	Widening/Improvement of 2 bridges in mile 673 and 674 in Sahawal District (App.).	1.210	1.047	0.163	—	—	—
44.	Restoration of Rain/flood damages in Multan Circle from Adamwahan to Gamber (App.).	3.633	1.946	1.687	—	—	—
45.	Restoration of damages and remedial measures in mile 59-65 in Gujranwala Distt. (App.).	5.023	2.806	2.217	—	—	—
46.	Reconstruction of overhead bridge in mile 156 of N-5 near Mandra (App.).	1.828	1.504	0.324	—	—	—
47.	Construction of Overhead Bridge in mile 94 of GT Road (App.).	3.827	1.722	2.105	—	—	—
48.	Construction of Police Barracks on Ravi, Chenab, and Jhelum Bridges (App.).	0.575	0.259	0.316	—	—	—
49.	R&R of NH mile 473/4-474/4 N-5 (App.)	1.080	0.932	0.148	—	—	—
50.	Special Repair to battary of culverts in mile 88/3 on N-5 (App.).	0.134	0.060	0.074	—	—	—
51.	Restoration of flood damages on N-5 LMQ road including mile 735 near Okara (App.).	1.806	1.553	0.253	—	—	—

(Million Rupees)

Sl. No.	Name, Location and Status of the Scheme	Total Cost (F.E.C.)	Estimated Expenditure up to June, 1985	Revised Estimates for 1985-86	Allocation for 1986-87			
					Total ADP	Foreign Exchange Component		
						Own Resources	Foreign Aid	
1	2	3	4	5	6	7	8	
52.	Redecking of battery of culverts on existing G.T. Road in Mile 6/1 (App).	0.250	0.215	0.036	—	—	—	
53.	Raising of mile 684 near Chichawatani (App.).	3.400	1.100	2.300	—	—	—	
54.	Improvement of NH (N-5) mile 65-102 (App.).	2.852	3.280	0.427	—	—	—	
55.	PC-II for O/head Bridge on N-5 at Jhelum and Burhan (App.).	1.150	—	1.150	—	—	—	
56.	Improvement of NH N-5 mile 136 to 197/6 Distt. Rawalpindi (App.).	1.820	—	1.820	—	—	—	
57.	Construction of dividing walls on NH from Chowk Yateem Khana to Babu Sabu Bridge (App.).	0.367	—	0.367	—	—	—	
58.	Construction of Intersection on NH at Rawalpindi side of Gujrat Bypass (App.).	0.693	—	0.693	—	—	—	
59.	Rehabilitation of NH KM 630.42-644.10 Distt R.Y. Khan (App.).	8.563	—	1.000	1.500	—	—	
60.	Rehabilitation/Improvement of NH KM 723.0 732.5 District R.Y. Khan (App.).	7.219	—	1.219	2.000	—	—	
61.	Improvement of NH N-5 from KM 1395 to 1398 Distt. Gujrat (App.).	3.585	—	1.585	2.000	—	—	
62.	Providing overlay on N-5 mile 208 to 209 and 214 to 221 Distt. Attock (App.).	7.782	—	2.000	3.000	—	—	
63.	Improvement of NH N-5 from mile 604-643 from Multan to Pirowal Distt. Multan (App.).	9.602	—	1.750	5.000	—	—	
64.	Improvement of NH N-5 from mile 669/0-685/2 Distt Sahiwal (App.).	9.850	—	1.750	6.000	—	—	
65.	Improvement of NH N-5 from KM 1390-1395 and 1401 to 1408 in Gujrat District (App.).	2.053	—	1.000	1.053	—	—	
66.	Reconstruction of Old damaged bridges and repair of rain flood damages on N-5 (App.).	5.000	—	1.500	2.000	—	—	
67.	Re-alignment of NH N-5 in KM 1479 at Sohawa Disit. Jhelum (Un-app.).	9.864	—	1.880	5.090	—	—	
<i>(New Minor Schemes)</i>								
68.	Reconstruction of Bridge on 10-R Branch canal Fall RD 9000 Vehari Mor near Katcha Khoo, (App.).	4.790	—	—	4.790	—	—	
69.	Improvement of N-5 LMQ Road From Mile 3/2 to 7/0 (App.)	8.800	—	—	2.000	—	—	
70.	Improvement of N-5 KM 795 in Bahawalpur Division	0.860	—	—	0.860	—	—	
Total (Minor Schemes)				..	33.062	35.293	—	—
Total (Punjab)..				..	214.836	179.889	—	—

(Million Rupees)

Sl. No.	Name, Location and Status of the Scheme	Total Cost (F.E.C.)	Estimated Expenditure up to June, 1985	Revised Estimates for 1985-86	Allocation for 1986-87			
					Total ADP	Foreign Exchange Component		
						Own Resources	Foreign Aid	
1	2	3	4	5	6	7	8	
(ii) Sind								
<i>(On going Major Schemes)</i>								
71.	Special Repair Karachi Hyderabad Super Highway (App.).	202.550	132.780	28.158	38.612	—	—	
72.	Kotri Bridge and Hyderabad Bypass (App.)..	433.534 (56.000)	46.000	65.705	75.000	—	—	
73.	Moro Bypass (App.)	33.500	—	9.050	20.000	—	—	
<i>(New Schemes)</i>								
74.	Construction of Mirpur Market Bypass Mile 0/0-2/4 (Un-App.).	13.292	—	—	7.500	—	—	
75.	Providing Asphalt Overlay on M-25 (18 KM) (Un-App.).	36.000	—	—	0.300	—	—	
Total (Major Schemes) ..					102.913	141.412	—	—
<i>(Minor On-going Schemes)</i>								
76.	Recondg. of mile 9/0-14/2 /N-25 (App.) ..	5.650	1.420	4.230	—	—	—	
77.	W/R of mile 192/2-193/3, 195/196, 198-200 (N-5) (App.).	5.560	1.000	4.600	—	—	—	
78.	W/R of mile 136/4-138/4 (N-5)	1.823	1.162	0.661	—	—	—	
79.	W/R of mile 124/7-126/2, 127/8-128/0 & 129/0-1/4/4 (N-5) (App.).	3.649	2.640	1.009	—	—	—	
80.	W/R of mile 181-185 (N-5) (App.).	3.935	3.481	0.454	—	—	—	
81.	W/R of mile 216/4-247/3 (N-5) (App.) ..	2.838	2.591	0.247	—	—	—	
82.	W/R of mile 249-265 (N-5) (App.)	3.098	2.816	0.282	—	—	—	
83.	W/R of mile 39/0-42/2(M-65) (App.)	4.900	4.279	0.621	—	—	—	
84.	W/R of mile 276-286 (N-5) (App.)	3.234	2.934	0.300	—	—	—	
85.	W/R of mile 163/4-164/4 (N-5) (App.)	0.728	0.437	0.291	—	—	—	
86.	W/R of mile 352-354 & 357-358 (App.)	2.417	2.235	0.214	—	—	—	
87.	W/R of mile 381/4-382/4 and 389/0-399 (N-5) (App.).	3.029	2.235	0.794	—	—	—	
88.	W/R of mile 364-366 (N-5) (App.)	2.054	1.810	0.244	—	—	—	
89.	W/R of mile 0/0-6/5 (N-65) (App.)	8.500	1.694	6.806	—	—	—	
90.	Recondg. of N-5 mile 233-235 & 235/4-235 (App.).	3.469	1.000	2.469	—	—	—	
91.	Recondg. of N-5 mile 252-253 & 253-254 (App.).	2.477	1.000	1.477	—	—	—	
92.	W/R of mile 286-292 (N-5) (App.)	3.833	1.000	2.833	—	—	—	
93.	W/R of mile 292/2-299/2 (N-5) (App.)	2.208	1.000	1.208	—	—	—	

(Million Rupees)

Sl. No.	Name, Location and Status of the Scheme	Total Cost (F.E.C.)	Estimated Expenditure up to June, 1985	Revised Estimates for 1985-86	Allocation for 1986-87		
					Total ADP	Foreign Exchange Component	
						Own Resources	Foreign Aid
1	2	3	4	5	6	7	8
94.	W/R of mile 153/3-156 (N-5) (App).	3.216	1.000	2.216	—	—	—
95.	W/R of mile 158-160/2 (N-5) (App).	2.789	1.027	1.762	—	—	—
96.	W/R of (N-65) mile 42/2-45/5 (App)	4.287	—	4.280	—	—	—
	<i>(New Minor Schemes)</i>						
97.	Recondg. of mile 214-216 4 (N-5) (App)	4.173	—	—	4.175	—	—
98.	Recondg. of mile 255/0 (N-5) (App)	4.100	—	—	4.100	—	—
99.	Recondg. of mile 400/1-402/4 (N-5) (App)	3.220	—	—	3.220	—	—
100.	Recondg. of mile 385/4-388/3 (N-5) (App)	4.800	—	—	2.000	—	—
101.	W/R of mile 173/4-174/4 (N-5) (App)	7.528	—	—	2.000	—	—
102.	W/R of mile 164/0-168/4 (N-5) (App)	7.722	—	—	2.500	—	—
103.	Const. of Bridge over Grang Wah on N-65 in mile 4 (App).	1.667	—	—	1.667	—	—
104.	Const. of Bridge over Canal at mile 20/5 (N-65) (App).	3.373	—	—	3.373	—	—
105.	W/R of mile 243-245/O, 247/3-248/6 (N-5) (App).	4.100	—	—	4.100	—	—
106.	Feasibility Study & design of Sukkar Bypass (App).	4.500	—	—	4.000	—	—
107.	Feasibility Study and Design of Overhead Bridge on N-65 (App).	0.500	—	—	0.500	—	—
108.	Recondg. of Mile 366-368 (N-5) (App)	3.166	—	—	3.166	—	—
	Total (Minor Schemes)			36.998	34.801	—	—
	Total (Sind)			139.911	176.213	—	—
	(iii) N.W.F.P.						
	<i>(On-going Major Schemes)</i>						
109.	Const. of Addl. C/Way between Nowshera and Peshawar (App).	O—132.384 R—181.514	128.939	29.154	23.421	—	—
110.	Construction of D.I. Khan Darya Khan Bridge (App).	O—218.369 R—554.254	351.890	27.261	100.000	—	—
111.	Construction and improvement of D.I Khan-Dhansar Road N-50 (App)	— 72.263	5.265	4.693	7.000	—	—
112.	Providing overlay on N-5, between Nowshera and Peshawar (App)	O—30.113 R—53.263	25.494	13.615	10.000	—	—
113.	Construction of Amangarh Over-head Bridge (App)	23.113	10.000	12.307	0.806	—	—
114.	Construction of 5 bridges on Peshawar-Char-sada Road (App).	53.582	12.500	2.815	18.000	—	—
	Total (Major Schemes)			89.845	159.227	—	—

(Million Rupees)

Sl. No.	Name, Location and Status of the Scheme	Total Cost (F.E.C.)	Estimated Expenditure up to June, 1985	Revised Estimates for 1985-86	Allocation for 1986-87		
					Total ADP	Foreign Exchange Component	
						Own Resources	Foreign Aid
1	2	3	4	5	6	7	8
<i>(On-going Minor Schemes)</i>							
115.	Construction of bridge over Swan Nullah in mile 21/4 DI Khan-Darban Road (N-50) (App).	9.043	10.022	1.097	—	—	—
116.	Reconstruction of 21 damaged culverts/foot paths/drains from Jarikas to Qalandarabad N-35 (App).	2.938	2.809	0.129	—	—	—
117.	Rehabilitation of KKH (N-35) from Manshera to Thakot KM 85-5 to 190 (App).	4.100	2.500	1.600	—	—	—
118.	Improvement and Black topping of Darazinda-Moughalkot Road (8 miles) N-50 (App).	4.783	3.652	1.131	—	—	—
119.	Feasibility study of Peshawar Bypass (App).	1.000	0.750	0.250	—	—	—
120.	Special Repairs of Flood damages to Jamrud-Tourkham Road (App).	1.000	0.850	0.150	—	—	—
121.	Repairs to Flood damages to D.I. Khan-Darban Road N-50 (App).	2.000	1.597	0.402	—	—	—
122.	Feasibility study of Bridges on N-5 between Khairabad and Peshawar (Un-app).	0.550	—	0.500	—	—	—
123.	Feasibility study of Bridges on N-5 between Peshawar and Jamrud (Un-app).	0.420	—	0.500	—	—	—
<i>(New Minor Schemes)</i>							
124.	Special Repair to Road Structure of KKH (N-35) KM 85-5 to 190 (App).	4.025	—	—	4.025	—	—
125.	Providing protection works to bridges in mile 5 on Peshawar-Jamrud Road N-5 (Un-app).	2.030	—	—	2.030	—	—
126.	Repairs to flood damaged to National Highways N-5 from Jamrud to Torkham (Un-app).	1.765	—	—	1.764	—	—
127.	Feasibility Study of 7 Nos. bridges on Jamrud-Torkham Road N-5 (Un-app).	0.661	—	—	0.661	—	—
128.	Feasibility study of Lowari Tunnel (App.) ..	O—9.480	—	5.000	4.480	—	—
		R—14.680 (7.600)					
Total (Minor Schemes)				10.759	12.960	—	—
Total (NWFP)				100.604	172.187	—	—
<i>(iv) BALUCHISTAN</i>							
<i>(On-going Major Schemes)</i>							
129.	Improvement of Quetta-Chaman Road N-25, mile 15-69 (App).	34.672	25.764	8.361	0.547	—	—
130.	Construction/Improvement of D.I. Khan Kuchlok Road N-50 KM 142-525.9 (App).	270.000	32.496	16.772	27.000	—	—
131.	Improvement of Quetta-Sibi Section, N-65 Mile 140-221 (App).	71.820	58.754	14.141	—	—	—

(Million Rupees)

Sl. No.	Name, Location and Status of the Scheme	Total Cost (F.E.C.)	Estimated Expenditure up to June, 1985	Revised Estimates for 1985-86	Allocation for 1986-87		
					Total ADP	Foreign Exchange Component	
						Own Resources	Foreign Aid
1	2	3	4	5	6	7	8
132.	Widening/Reconditioning of N-65 in Nasirabad Distt. (14 Mile 2 Furlongs) (App).	20.100	10.530	8.982	0.588	—	—
133.	Construction/Improvement of Quetta-Taftan Road N-40 (Un-app).	995.000	—	13.007	10.000	—	—
134.	Construction of Bridges/Box Culverts in Wad-Khuzdar-Kalat Section of N-25 (App).	20.520	5.000	14.717	0.803	—	—
135.	Widening, Raising and Re-conditioning of N-25, Hub Bela-Sariab Section (Un-app).	1194.920	—	18.772	—	—	—
Total (Major Schemes)					94.752	38.938	—
<i>(On-going Minor Schemes)</i>							
136.	Recond. & Redecking of damaged structures in mile 100—176 (N-50) (App).	4.751	4.301	0.450	—	—	—
137.	Recond. of N-25 Mile 365-369, 353-355 & 342-344 (App).	4.960	4.713	0.253	—	—	—
138.	W & S of N-25 of Mile 284-422 in Kalat Distt (App)	4.960	3.000	1.940	—	—	—
139.	R & R of damaged structures Mile 68—86 (N-50) (App).	4.667	4.167	0.490	—	—	—
140.	W & S of 3 Miles road on Kanmaht Zai Section (N-50) (App).	3.198	2.649	0.549	—	—	—
141.	Const. of Naka Khari Bridge (N-25) Mile 34/4. (App).	3.089	2.824	0.726	—	—	—
142.	PC-II for Feasibility Study & Detailed Design for W & S of NH (N-25) Hub-Chowki-Lasbela-Khuzdar-Kalat-Quetta (App).	2.850	2.824	0.726	—	—	—
<i>(New Minor Schemes)</i>							
143.	Recond. & Improvement of N-25 Mile 294—43389 (Un-app).	6.530	—	—	3.000	—	—
144.	Raising & Improvement of N-25 KM 340—342 (Un-app).	5.000	—	—	3.000	—	—
145.	Improvement of N-65, KM 153—197 (Un-app).	9.760	—	—	4.000	—	—
146.	Prov. of Structures on N-50 Zhob-Qila Saifullah (Un-app).	5.000	—	—	3.000	—	—
147.	Resurfacing of N-40 including patch work—KM 167—409 (Un-app).	6.039	—	—	2.000	—	—
148.	Improvement and Strengthening of N-40 from 309 to 315/5, Quetta-Noushki Taftan Section including Structure (App).	9.747	—	—	6.984	—	—
149.	Improvement Widening and Recond. of N-40 KM 62-72 Lak Pass Nushki, Road (App).	6.310	—	—	6.310	—	—
Total (Minor Schemes)				..	5.134	28.294	—
Total (Baluchistan)				..	99.886	67.232	—

(Million Rupees)

Sl. No.	Name, Location and Status of the Scheme	Total Cost (F.E.C.)	Estimated Expenditure up to June, 1985	Revised Estimates for 1985-86	Allocation for 1986-87			
					Total ADP	Foreign Exchange Component		
						Own Resources	Foreign Aid	
1	2	3	4	5	6	7	8	
(v) THP, NHB SCHEMES								
<i>(Major Schemes)</i>								
150.	Third Highway Project (App).	1251.296 (86.000)	859.312	280.000	12.000	—	—	
151.	Feasibility Study for Addl. C/Way N-5 (App).	22.950	10.000	9.316	3.634	—	—	
152.	Other Roads/Priority Roads (Un-app).	130.000	—	34.666	1.000	—	—	
153.	Fourth Highway Projects (World Bank Financing) Additional Carriageway between	4500.000 (800.000)	—	—	10.000	—	—	
	(i) Karachi-Hyderabad.							
	(ii) Hyderabad-Naushero Firoz-Rohri							
	(iii) Multan-Sahiwal							
	(iv) Gujranwala-Kharian (Un-app).							
154.	PC-II for F/S and Design of Indus Highway (Un-App.)	20.000	—	—	20.000	—	—	
155.	Construction of Bridge On Kurram River On Mile 78 Kohat Bannu Road (Un-App.)	34.030	—	—	20.000	—	—	
156.	Construction of Bridge Over Gambila River on Bannu-D.I. Khan Road (Un-app).	49.430	—	—	20.000	—	—	
Total (Major Schemes)					323.982	86.634	—	—
<i>(Minor Schemes)</i>								
157.	PC-II for Bridges at Tata Pani & Tahlichy on KKH (N-35). (App).	1.370	1.000	0.370	—	—	—	
158.	Traffic Count Programme (App).	4.000	—	1.000	1.600	—	—	
159.	Installation of International Traffic Signs (Reflective Type) on N-5 (App).	4.350	—	2.484	1.866	—	—	
160.	Construction of NHB Office Building (Un-app).	5.000	—	—	5.000	—	—	
161.	Feasibility Study Lahore By-pass and Lahore-Sahiwal additional Carriageway (Un-app).	5.700	—	—	5.763	—	—	
Total (Minor Schemes).					3.854	14.229	—	—
Total (NHB Schemes)					327.836	100.863	—	—
(vi) NLC ROADS								
<i>(On-going Schemes)</i>								
162.	Kala Bagh-Shakardara Road	190.000	19.500	30.035	30.000	—	—	
Total (National Highways)					913.108	726.384	—	—
(vii) F/W O ROADS								
163.	Chakdara-Chitral Road (App).	532.291 (80.796)	422.905	7.000	5.095	—	—	
164.	KKH Skardu Road (App). Revised cost (Un-app).	O. 530.371	486.174	7.000	4.095	—	—	
		R. 574.842 (112.846)						

(Million Rupees)

Sl. No.	Name, Location and Status of the Scheme	Total Cost (F.E.C.)	Estimated Expenditure up to June, 1985	Revised Estimates for 1985-86	Allocation for 1986-87		
					Total ADP	Foreign Exchange Component	
						Own Resources	Foreign Aid
1	2	3	4	5	6	7	8
165.	Bagh-Sudhan Gali-Chikar Road (App).	78.938 (19.440)	76.817	3.253	—	—	—
166.	Dhuli-Aliabad Road (App).	94.236 (4.950)	87.503	7.510	—	—	—
167.	Construction of Machinery Training Centre Islamabad (App).	202.750 (179.471)	0.500	4.508	9.000	—	—
168.	Minor Schemes N-35 (Old App).	4.500	2.596	—	1.904	—	—
169.	Rahabilitation of KKH-N-35 from KM 189-805 (Un-app).	1.692	}	—	1.404	2.138	—
170.	Rehabilitation of Partly damaged bridge in KM 146 on KKH (N-35) (App).	0.577					
171.	Construction of bridges in KH 105, 298 and 344 of KKH (N-35) (Un-app).	1.778					
Total (F.W.O.) ..				30.675	22.232	—	—
Total (Highways) ..				943.783	804.354	—	—
Total. (M/O Communications)				2840.086	2895.824	166.470	842.000
B. MINISTRY OF RAILWAYS							
172.	Pakistan Railways	13952.320 (6625.454)	4353.962	1827.422	1457.127	97.190	845.500
Total (M/o Railways) ..				1827.422	1457.127	97.190	845.000
C. AVIATION DIVISION							
173.	Civil Aviation.	489.639 (85.110)	126.447	132.089	109.998	10.169	6.956
ASF							
<i>(On-going Schemes)</i>							
Islamabad							
174.	Construction of Ladies Hostel for ASF (App. U/R).	1.926	0.140	1.670	0.272	—	—
	Building Component	1.235					
	Water Supply	0.203					
	Electricity	0.239					
	Misc.	0.249					
		1.926					
175.	Construction of Barrack for 128 Guards (Revised P.C.I. approved) No. 3.	3.032	2.571	0.500	—	—	—
	Building Component	1.500					
	Staff Contingency	0.836					
	Misc.	0.664					
		3.000					

(Million Rupees)

Sl. No.	Name, Location and Status of the Scheme	Total Cost (F.E.C.)	Estimated Expenditure up to June, 1985	Revised Estimates for 1985-86	Allocation for 1986-87		
					Total ADP	Foreign Exchange Component	
						Own Resources	Foreign Aid
1	2	3	4	5	6	7	8
176.	Construction of Barrack for 128 Guards (App. No. 2.).	2.634	1.000	1.634	0.100	—	—
177.	Provision of External services for ASF Camp.	2.092	2.092	0.890	—	—	—
Lahore							
178.	Construction of Quarters Guard Complex (Un-approved).	0.470	—	0.100	—	—	—
	Building Component	0.340					
	Staff Contingency	0.069					
	Misc.	0.061					
		<u>0.470</u>					
179.	Construction of Barrack for 128 Guards (Approved) No.2.	2.634	0.500	0.113	—	—	—
180.	Construction of Single room Accommodation for 26 officers (Approved).	2.486	0.500	—	—	—	—
Karachi							
181.	Construction of Barrack for ASF Guards (Approved) No. 1, A,B and C.	3.492	2.369	0.590	0.200	—	—
182.	Construction of Hostel for ladies member (2.589 million) Revised.	2.940	1.742	1.000	0.100	—	—
183.	Construction of barrack for ASF Guards (Approved) No. 3.	2.965	1.333	0.440	0.100	—	—
184.	Construction of Cook House for ASF Guards (Revised).	3.985	0.681	1.300	1.506	—	—
185.	Construction of Barracks for ASF (3.609 million) (Revised).	5.020	3.609	—	0.500	—	—
186.	Construction of barracks for guards No. 4 (Approved) U/R.	4.794	0.500	0.315	0.500	—	—
187.	Essential requirements for ASF (app.).	3.141	—	0.600	0.200	—	—
Faisalabad							
188.	Construction of barrack for guards No. 1 (approved U/R).	3.000	1.805	0.100	0.100	—	—
Multan							
189.	Construction of barracks for 128 ASF Guards (approved).	2.736	1.336	0.900	0.300	—	—
Quetta							
190.	Construction of barrack for 128 ASF (Approved) No. 1.	2.634	1.538	0.800	0.296	—	—
General							
191.	Linking of Terminal I & II CCTV System and Installation of Additional Cameras Karachi (Approved).	0.675 (0.575)	—	0.575	0.100	0.100	—
192.	Provision of 8 Hand baggage X-Ray Machines (approved 6.000).	3.564 (3.300)	3.000	0.564	—	—	—

(Million Rupees)

Sl. No.	Name, Location and Status of the Scheme	Total Cost (F.E.C.)	Estimated Expenditure up to June, 1985	Revised Estimates for 1985-86	Allocation for 1986-87			
					Total ADP	Foreign Exchange Component		Foreign Aid
						Own Resources		
1	2	3	4	5	6	7	8	
193.	Field Telephone Communication System for perimeter posts (approved).	0.500	0.250	0.250	—	—	—	
194.	Procurement of Dogs for Explosive Check for Karachi/Lahore/Islamabad & Quetta airports (Approved).	4.100 (0.357)	1.410	1.800	—	—	—	
195.	Provision of Hold Baggages X-Ray Machines 4 Nos. (Approved).	3.497 (2.917)	—	2.261	1.236	0.763	—	
196.	Walk Through Gates Metal Detectors (10 Nos) (Revised App.).	3.497 (2.917)	—	0.400	0.700	0.700	—	
Karachi								
197.	External services for ASF Camp. (App.).	1.622	—	0.100	1.000	—	—	
Peshawar								
198.	Construction of Temporary ASF Camp. (Approved).	0.627	—	0.627	—	—	—	
Total (On-going Schmes) ..				17.529	7.210	1.563	—	
<i>(New Schemes)</i>								
199.	Construction of MT Shed & Guard Room at Islamabad.	0.804	—	—	0.804	—	—	
200.	Construction of Accommodation Small Airports (Un-approved).	13.847	—	—	3.198	—	—	
201.	Establishment of ASF Training School at Karachi airport.	8.000	—	—	1.000	—	—	
202.	Purchase of Hold baggage X-Ray Machine (2) Nos. (Un-approved).	1.748 (1.748)	—	—	1.748	1.748	—	
203.	Hand baggage X-Ray Machine 2 Nos. (Un-approved).	1.090 (1.090)	—	—	1.090	1.090	—	
204.	Cargo X-Ray Screening Machines 4 Nos.	3.920 (3.840)	—	—	1.699	1.699	—	
Total (New) ..				—	9.539	4.537	—	
Total (ASF) ..				17.529	16.679	6.100	—	
Total (Aviation Division)				149.618	126.747	16.269	6.956	
D. PLANNING DIVISION								
205.	National Transport Research Centre. (Rev).	22.885 (4.041)	5.136	7.889	} 11.674	—	1.575	
205.	Road Research Division.	29.800 (8.600)	—	—				
207.	National Transport Plan Study.	4.950	—	—				1.000
Total (Planning Division) ..				7.889	12.674	—	1.575	
E. AK & NA DIVISION								
(i) Azad Kashmir				—	—	164.230	2.400	—
(ii) Northern Areas				—	—	127.990	—	—
Total (AK & NA Division) ..				—	—	292.220	2.400	—
F. STATE & FR DIVISION								
(i) FATA				—	—	212.982	—	—
Total (S & FR Division) ..				—	—	212.982	—	—
Total—TRANSPORT AND COMMUNICATIONS ..				5316.089	4941.836	282.329	1695.531	

PHYSICAL PLANNING AND HOUSING

(73-74)




PHYSICAL PLANNING AND HOUSING

(Abstract)

(Million Rupees)

Sl. No.	Sector/Sub-sector	Provision for 1986-87	Foreign Exchange Component		
			Total	Own Resources	Foreign Aid
1	2	3	4	5	6
1.	Capital Development Authority	311.000	43.260	43.260	—
2.	Government Offices and Buildings	46.662	—	—	—
3.	Government Servants Housing	288.314	—	—	—
4.	Islamabad Administration	25.545	—	—	—
5.	Civil Armed Forces	81.070	—	—	—
6.	Advances to Government Servants for Housing	125.616	—	—	—
7.	Embassy buildings and Purchase of Wireless and Cypher equipments.	126.147	117.978	117.978	—
8.	Islamic Ideology Council.	3.350	—	—	—
9.	Other Programmes	11.318	1.250	—	1.250
10.	FC/Levies & Thanas	42.076	—	—	—
11.	Special Areas	232.298	—	—	—
	Total (Physical Planning and Housing)	1293.396	162.488	161.238	1.250



PHYSICAL PLANNING AND HOUSING

(Million Rupees)

Sl. No.	Name, Location and Status of the Scheme	Total Cost (F.E.C.)	Estimated Expenditure up to June, 1985	Revised Estimates for 1985-86	Allocation for 1986-87		
					Total ADP	Exchange Component	
						Own Resources	Foreign Aid
1	2	3	4	5	6	7	8
A. CABINET DIVISION							
I. Capital Development Authority							
1.	Land Acquisition	665.320	360.503	27.370	40.000	—	—
2.	Aiwan-a-Sadar i/c Furnishing	238.121 (32.434)	208.432	4.825	8.300	—	—
3.	Parliament Building i/c Furnishing	445.800 (72.390)	310.769	101.521	19.042	8.000	—
4.	Presidential Estate Colony Including laying of services.	82.977	68.281	3.058	1.750	—	—
5.	Office & Residential Accommodation for DIB.	21.870 (1.505)	20.883	0.096	0.300	—	—
6.	Office & Residential Accommodation of AGPR	69.316	33.210	0.300	2.500	—	—
7.	Cabinet/Estt. Block (Prime Minister,s Sectt.)						
	(i) Phase-I	111.684 (1.658)					
	(ii) Phase-II	146.009 (30.506)	109.501	24.740	32.108	17.400	—
8.	Surgical Wing of Capital Hospital	20.000	5.407	4.237	5.000	—	—
9.	Bulk Water Supply Phase-I	56.577 (4.420)	60.483	—	—	—	—
10.	Bulk Water Supply Phase-II Simly Dam	643.443 (36.895)	598.221				
11.	Water Supply Dist. System (Phase-I & II)	282.597 (14.272)	169.222	20.687	35.000	—	—
12.	Sewerage System	72.205 (7.600)	62.617	1.081	2.000	—	—
13.	Drainage System	38.000 (1.410)	24.756	0.788	1.000	—	—
14.	Roads	276.691 (5.212)	146.869	8.128			
15.	I.I. Principal Road	38.676	2.062	4.825	50.000	—	—
16.	Islamabad Highway	137.135	2.453	8.088			
17.	Misc. Works	—	56.115	10.241	5.000	—	—
18.	Roof treatment of Govt. Houses	23.697	11.151				
19.	Special repair of Govt. Houses	134.195	2.334	4.825	6.000	—	—

(Million Rupees)

Sl. No.	Name, Location and Status of the Scheme	Total Cost (F.E.C.)	Estimated Expenditure up to June, 1985	Revised Estimates for 1985-86	Allocation for 1986-87			
					Total ADP	Foreign Exchange Component		Foreign Aid
						Own Resources		
1	2	3	4	5	6	7	8	
20.	Payment to WAPDA on account of differential cost of overhead & underground electricity.	—	38.047	—	4.000	—	—	—
21.	Estt. charges exclusively engaged on capital works.	—	264.092	19.433	30.000	—	—	—
22.	Security Measures for Aiwan-a-Sadar	50.000	8.975	8.975	5.000	—	—	—
23.	Provision of individual gas meters in Govt. Houses.	18.573	—	1.737	2.000	—	—	—
24.	Water Supply from Khanpur Dam	1300.000	0.941	0.965	1.000	—	—	—
25.	Faisal Masjid	501.020 (41.740)	342.210	16.489	25.000	17.860	—	—
26.	Supreme Court Building	620.000	—	0.965	10.000	—	—	—
27.	Accommodation (Appartments) for MNAs and Senators.	114.523	9.650	4.825	5.000	—	—	—
28.	Residence of President of Pakistan	70.000	—	—	10.000	—	—	—
29.	Prime Minister Residence and Colony.	140.000	—	—	10.000	—	—	—
30.	Replacement/Provision of Carpet in Sectt. Complex	2.500	—	—	1.000	—	—	—
Total (I)					278.199	311.000	43.260	—
II. Other Schemes of Cabinet Division								
31.	Const. of additional office space on the existing premises of sectt. No. I Rawalpindi for Cab/Estt. Divison. (App.).	1.400	—	1.007	0.312	—	—	—
32.	Construction of Res. Accommodation in G-8 Islamabad for Officers of Comm. Security (Un-app.)	9.757	—	—	3.350	—	—	—
Total (II)					1.007	3.662	—	—
Total (Cabinet Division)					279.206	314.662	43.260	—

(Million Rupees)

Sl. No.	Name, Location and Status of the Scheme	Total Cost (F.E.C.)	Estimated Expenditure up to June, 1985	Revised Estimates for 1985-86	Allocation for 1986-87			
					Total ADP	Foreign Exchange Component		Foreign Aid
						Own Resources		
1	2	3	4	5	6	7	8	
B. WORKS DIVISION								
(I) Office Buildings (Punjab/NWFP)								
<i>(On-going)</i>								
33.	Construction of Addl. Chief Engineer Circle Office, Pakistan PWD, Islamabad. (App.)	8.263	6.391	0.500	0.500	—	—	
34.	Construction of Building for Divisional Officers and Architect, PWD, Islamabad. (App.)	8.187	6.405	0.500	0.500	—	—	
35.	Re-construction of Dunderige House at Murree (App.) (Under Revision).	3.130	2.513	0.300	—	—	—	
36.	Purchase of land for F.G. Building at Peshawar (App.)	12.330	7.004	5.000	0.300	—	—	
37.	Construction of Office Block for Federal Govt. at Peshawar (App.)	5.000	3.535	3.000	—	—	—	
38.	Construction of Office of D.G. PWD, Islamabad (App.) (Phase-I).	2.315	0.443	1.000	0.872	—	—	
39.	Construction of F.I.C. Building Islamabad (App.)	10.628	2.500	5.000	3.000	—	—	
40.	Statistics Division Building (Un-approved) ..	12.443	—	2.000	4.000	—	—	
41.	Federal Public Service Commission Building (Un-app.)	31.545	—	5.000	5.000	—	—	
42.	Auditor General of Pakistan (Purchase of 20 HBFC Flats at Lahore)	30.000	—	10.800	3.000	—	—	
43.	Construction of Mosque in Guest House Area, CMLA's Estate, Rawalpindi (Un-app.)	0.500	—	0.500	0.150	—	—	
44.	Construction of Furniture store near Guest House-Rawalpindi.	0.283	—	0.283	—	—	—	
45.	Construction of Gift Hall in CMLA's Sectt. (Internal), Rawalpindi.	0.196	—	0.020	0.100	—	—	
46.	Construction of Ammunition and other Stores in Military Guard Camp. at Rawalpindi.	0.504	—	0.050	—	—	—	
47.	Raising and fencing to Existing Boundary Wall of CMLA's Estate at Rawalpindi.	0.690	—	0.070	—	—	—	
48.	Re-Carpeting to the Road CMLA's Estate Rawalpindi.	0.450	—	0.050	—	—	—	
Sind								
49.	Construction of Addl. Office Block in Compound of Bhopal House Karachi (Phase-II and III) (App. Under revision).	0-3.053 R-4.539	4.070	0.050	—	—	—	
50.	Restoration/Renovation of Hindu Gymkhana Buldg. at Karachi. (Un-app.)	1.583	—	1.000	0.500	—	—	
Baluchistan								
51.	Providing Sui Gas connection for G.S.P. and other Office Blocks at Sariab Road, Quetta (App.)	0-2.185 R-2.502	1.152	1.200	0.150	—	—	

(Million Rupees)

Sl. No.	Name, Location and Status of the Scheme	Total Cost (F.E.C.)	Estimated Expenditure up to June, 1985	Revised Estimates for 1985-86	Allocation for 1986-87		
					Total ADP	Foreign Exchange Component	
						Own Resources	Foreign Aid
1	2	3	4	5	6	7	8
Central Board of Revenue Punjab							
52.	Acquisition of land for construction of office accommodation at Faisalabad (App) (Under Revision).	0-10.740 R-11.992	5.293	3.000	3.000	—	—
53.	Construction of Office for I/T at Sialkot. (Un-approved).	4.980	1.051	1.000	1.000	—	—
54.	Construction of Office accommodation for Directorate of Training I/T at Lahore.	4.500	1.594	1.000	—	—	—
55.	Construction of Office accommodation for I/T in Iqbal Town at Lahore (App.) (Under revision).	2.500	0.800	1.000	—	—	—
56.	Acquisition of land and construction of Office accommodation at Sahiwal (App.).	6.500	3.805	2.000	0.500	—	—
57.	Construction of Office Building for I/T at Peshawar, (App.) (Under Revision).	0-10.640 R-12.113	11.353	0.100	—	—	—
58.	Acquisition of land and construction of Office accommodation for Income Tax at Gujranwala.	6.500	1.166	2.000	2.000	—	—
59.	Acquisition of land and construction of Office and Residential accommodation of Income Tax Deptt. at Peshawar (App.).	4.800	2.978	1.100	—	—	—
60.	Acquisition of land and construction of Office and Residential accommodation for Income Tax Deptt. at Kohat (App.).	0-1.500 R-2.030	1.480	0.245	0.300	—	—
61.	Acquisition of land and Const. of Office and residential accommodation for Income Tax Deptt. at Abbotabad. (App.) (Under revision).	0-1.640 R-2.622	1.338	1.000	—	—	—
62.	Acquisition of land and construction of Office and residential accommodation for Income Tax Deptt. at Mansehra (App).	0-0.770 R-1.522	0.987	0.700	—	—	—
63.	Acquisition of land and construction of office and Residential accommodation for Income Tax Deptt. at Nowshera (App.).	0-1.000 R-1.735	1.495	0.250	—	—	—
64.	Acquisition of land and construction of Office and Residential accommodation for Income Tax Deptt. at Bannu.	0-0.905 R-1.366	0.266	0.600	0.500	—	—
65.	Acquisition of land and construction of Office and Residential accommodation for Income Tax Deptt. at D.I. Khan (App.).	0-0.725 R-1.226	0.426	0.300	0.500	—	—
66.	Acquisition of land and construction of Office and Residential accommodation for Income Tax Deptt. at Mardan (App.).	0-1.100 R-1.900	1.628	0.500	—	—	—
67.	Acquisition of land and construction of O&R accommodation for CE and LC at Sialkot (Un-app.).	4.980	0.890	1.000	1.000	—	—
68.	Construction of Office and Residential accommodation for LC at Multan (App.). (Under Revision).	0-2.100 R-4.225	2.042	0.500	1.000	—	—
69.	Acquisition of land and construction of Office accommodation for Custom Mobile Squade at Attock (App.).	1.100	0.560	0.500	—	—	—

(Million Rupees)

Sl. No.	Name, Location and Status of the Scheme	Total Cost	Estimated Expenditure up to June, 1985	Revised Estimates 1985-86	Allocation for 1986-87		
					Total ADP	Foreign Exchange Component	
						Own Resources	Foreign Aid
1	2	3	4	5	6	7	8
70.	Construction of Checkpost at Khanjrab Pass (App.).	0-0.600	0.659	0.300	—	—	—
71.	Acquisition of land and construction of accommodation for Circle Office of CE and LC Mardan, Nowshera and Bannu. (App.).	R-1.000 3.770	4.163	0.200	—	—	—
72.	Acquisition of land and construction of Office and Residences for CE and LC at Kohat. (App.).	1.300	1.200	0.300	—	—	—
73.	Acquisition of land and construction of accommodation for Custom Checkposts at Turkham Islamia College, Bara Kotal, Supersang, Pehur Kot Chanda and Ramak, (APP). (Under Revision).	0-1.200 R-1.818	1.218	0.300	0.200	—	—
74.	Acquisition of land and construction of Office accommodation for Custom Mobile Squad at Kohat, Malakand, Mansehra and D.G. Khan (App.).	3.130	2.641	1.000	—	—	—
75.	Acquisition of land and construction of Office accommodation for Custom Mobile Squad at Mianwali (App.).	0-1.070 R-2.034	1.568	0.500	—	—	—
76.	Construction of 6th and 7th floor over existing Building of Income Tax Deptt. at Kapurthala House, Lahore (App.). (Under Revision.)	0-3.900 R-4.572	1.862	1.000	1.000	—	—
77.	Modification and renovation of existing office building of Income Tax Deptt. Lahore (Un-app.)	0-2.700 R-2.798	2.473	0.400	—	—	—
78.	Installation of a lift in the Income Tax Building, Rawalpindi.	1.321	1.321	0.200	—	—	—
79.	Construction of Income Tax Office at Mutlan (App.).	0-6.126 R-8.852	9.743	0.200	—	—	—
	Sind						
80.	Construction of 6th to 12th Floor over existing income Tax Building (Left Wing), Karachi (App.).	0-15.890 R-17.315	9.865	7.210	0.240	—	—
81.	Acquisition of land and construction of Office accommodation for Income Tax Department at Sukkur (App.).	2.012	0.996	0.700	—	—	—
82.	Acquisition of land and construction of buildings for Income Tax at Shikarpur (App.). (Under Revision).	0-0.742 R-1.150	0.700	0.100	—	—	—
83.	Acquisition of land and construction of Office and Residential accommodation for Income Tax at Larkana (App.) (Under Revision).	0-0.822 R-1.697	0.880	0.500	—	—	—
84.	Acquisition of land and Construction of Checkposts at Sujawal, Keti Bunder and Jati and Ibrahim Hyderi (App.).	1.550	1.690	0.175	—	—	—
85.	Construction of Office accommodation for Collectorate of CE and LC Hyderabad. (App.).	0-3.600 R-4.121	4.021	0.100	—	—	—

(Million Rupees)

Sl. No.	Name, Location and Status of the Scheme	Total Cost (F.E.C.)	Estimated Expenditure up to June, 1985	Revised Estimates for 1985-86	Allocation for 1986-87		
					Total ADP	Foreign Exchange Component	
						Own Resources	Foreign Aid
1	2	3	4	5	6	7	8
86.	Acquisition of land and construction of Office and Residential accommodation for CE and LC at Dhabeji (App.) (Under Revision).	0-1.020 R-1.433	0.862	0.300	—	—	—
87.	Acquisition of land and construction of Office and Residential accommodation for CE and LC at Sukkur (App.).	0-0.742 R-1.615	0.418	0.500	0.140	—	—
88.	Construction of new building for Custom House Karachi. (App.).	66.187	57.853	7.370	1.000	—	—
89.	Construction of Office building for Collectorate of CE and LC Gulshan-e-Iqbal Karachi (App.).	3.600	2.767	0.050	—	—	—
90.	Construction of Ware House and Vehicle Sheds at Site for Sea Custom Karachi (App.).	3.900	0.106	1.000	1.000	—	—
91.	Construction of Compound Wall of CE and LC Office Mauripur Karachi and renovation of existing office (Under Revision).	0-1.000 R-0.990	0.206	0.500	0.500	—	—
Baluchistan							
92.	Construction of Custom House and Residential accommodation for Custom Department at Kohi-Taftan. (App.).	8.316	7.822	0.100	—	—	—
93.	Acquisition of land and construction of Office and Residential accommodation for land Custom Checkposts at Noukundi, Kachao and Talab (App.).	0-1.727 R-2.027	1.137	0.500	0.390	—	—
94.	Acquisition of land and construction of Office accommodation for Checkposts at Ladgast, Bulela, Kurkaira, Shah Bunder, (App.) (Under Revision).	4.432	—	1.000	0.500	—	—
95.	Construction of CE and LC Collectorate at Quetta (App.) (Under Revision).	0-3.600 R-9.020	6.022	1.000	1.000	—	—
96.	Construction of Custom House at Gawadar, Quetta (App.) (Under Revision).	4.200	3.631	0.500	—	—	—
97.	Construction of Preventive Checkposts at Lasbela and Ormara.	1.300	0.549	0.430	0.300	—	—
98.	Acquisition of land and construction of Office and Residences for Custom Mobile Squad at Khuzdar, Juzak and Dalbundin (App.).	5.558	3.347	0.400	1.000	—	—
99.	Construction of fulfilled Custom House Gaudani Post (App.).	9.311	8.945	—	0.500	—	—
100.	Acquisition of land and construction of Office Checkpost at Kurkera and Hub-Chowki.	0.934	0.961	0.150	—	—	—
Total (On-going)				..	80.103	35.642	
<i>(New Schemes)</i>							
101.	Provision of Distribution system for house to service connection in Central Govt. Servants Colonies (Martin, Clifton Jehangir and Pakistan Quarters) Karachi in place of bulk supplies at Karachi.	21.000	—	—	9.350	—	—

(Million Rupees)

Sl. No.	Name, Location and Status of the Scheme	Total Cost (F.E.C.)	Estimated Expenditure up to June, 1985	Revised Estimates for 1985-86	Allocation for 1986-87		
					Total ADP	Foreign Exchange Component	
						Own Resources	Foreign Aid
1	2	3	4	5	6	7	8
102.	Construction of Office accommodation for A.G. Sind at Karachi (Un-approved).	59.062	—	—	0.500	—	—
103.	Construction of Liaquat Memorial Library at Liaquat Bagh, Rawalpindi.	—	—	—	0.028	—	—
104.	Construction of A.G.P.R. Sub-Office Karachi (App.)	—	—	—	1.142	—	—
Total (New) ..				—	11.020	—	—
Total : (Office Bldg.) ..				80.103	46.662	—	—
B. GOVERNMENT SERVANTS HOUSING							
<i>(On-going)</i>							
105.	Construction of residential accommodation for Federal Govt. Employees, Dhana Singh Wala at Lahore.	219.703	173.490	40.000	10.000	—	—
106.	Construction of quarters for Federal Govt. Servants at Islamabad (Phase-I) 2000 Qtrs. (App.).	352.425	—	7.000	0.500	—	—
107.	Construction of 108 Family Suites for Federal Govt. Employees at Islamabad, (App.).	23.580	14.172	7.000	1.500	—	—
108.	Construction of residential accommodation for Federal Govt. Servants at 94-Upper Mall, Lahore (DIB) (App.) (Under Revision.)	0-1.000 R-2.752	1.243	1.000	0.550	—	—
109.	Construction of Residential accommodation for Federal Govt. Servants College Road, Lahore (DIB) (App.) (Under Revision).	0-1.664 R-1.980	1.055	0.500	0.200	—	—
110.	Construction of 1000 quarters for Federal Government at Islamabad (Phase-II 1000 quarters) (App.).	282.355	67.109	130.000	90.000	—	—
111.	Construction of two Federal Lodges for Govt. Officers in Sector F-5/2 Islamabad. (App.).	23.064	4.233	8.000	11.500	—	—
112.	Construction of 5160 Houses for Federal Govt. Servants at Islamabad. (Grade 1-21 App.).	248.000	—	40.000	134.862	—	—
113.	Construction of 200 Houses for Officers in Grade 22 and Federal Ministers in Islamabad. (Un-approved).	221.952	—	20.000			
NWFP							
114.	Construction of residential accommodation for Federal Govt. at Peshawar (App.) (Under Revision).	O. 66.646 R. 98.559	64.648	5.000	5.000	—	—
PRIME MINISTER'S SECRETARIAT							
115.	Construction of 2 Nos. Category-IV and 4 Nos. Category-VI houses for Pakistan PWD essential Staff in CMLA's Secretariat, Rawalpindi.	0.800	—	0.348	—	—	—

(Million Rupees)

Sl. No.	Name, Location and Status of the Scheme	Total Cost (F.E.C.)	Estimated Expenditure up to June, 1985	Revised Estimates for 1985-86	Allocation for 1986-87		
					Total ADP	Foreign Exchange Component	
						Own Resources	Foreign Aid
1	2	3	4	5	6	7	8
116.	Construction of Additional Suites and Mosque at State Guest House, Karachi. (App.)	O. —1.865 R. —2.719	2.694	0.025	—	—	—
117.	Renovation of Federal Government Colonies at Martin Road, Karachi etc. (100 quarters in Phase-I (App.)	30.000	25.830	1.000	—	—	—
	BALUCHISTAN						
118.	Construction of residential accommodation for Federal Government Servants (Phase-II) at Quetta.	8.174	1.878	5.000	2.500	—	—
119.	Providing Sui Gas Connection to Federal Government Servants PWD Colony at Quetta.	1.723	1.386	0.101	0.102	—	—
120.	Acquisition of 50 Acres of land and construction of 250 quarters of various categories for Central Government at Sariab Road, Quetta (Un-Approved).	127.014	—	20.000	10.600	—	—
	CENTRAL BOARDS OF REVENUE PUNJAB/NWFP						
121.	Acquisition of land and Construction of Residential accommodation for Income Tax Deptt. at Rawalpindi. (App.)	4.930	5.977	0.500	—	—	—
122.	Construction of Residential accommodation for CE and LC Deptt. Jamrud Road, Peshawar (App.)	3.274	3.899	1.230	—	—	—
123.	Construction of Residential accommodation for CE and LC Deptt. at Rawalpindi. (Un-app.)	4.800	—	1.000	1.000	—	—
124.	Acquisition of land and Construction of Office and Residential accommodation for Income Tax Deptt. at Multan (App.)	O. 4.000 R. 4.962	4.362	0.300	0.300	—	—
125.	Construction of Residential accommodation for Income Tax Deptt. at Faisalabad (App.) (Under Revision).	O. 11.992 R. 16.525	13.474	3.000	0.050	—	—
126.	Construction of Residential Accommodation for Directorate of Training Income Tax at Lahore. (Un-approved).	4.500	1.260	1.000	1.000	—	—
127.	Construction of Residential Accommodation for Staff of Income tax Department at Gujranwala (App.) (Under Revision).	O. 4.400 R. 8.823	1.425	2.000	2.000	—	—
128.	Acquisition of land and Construction of Residential accommodation for Staff of CE and LC Departt. at Lahore (App.) (Under Revised).	3.274	1.735	0.500	0.600	—	—
	SIND						
129.	Acquisition of land and Construction of residential accommodation for Income Tax Department at Hyderabad. (Un-approved).	4.000	1.800	0.200	2.000	—	—

(Million Rupees)

Sl. No.	Name, Location and Status of the Scheme	Total Cost (F.E.C.)	Estimated Expenditure up to June, 1985	Revised Estimates for 1985-86	Allocation for 1986-87		
					Total ADP	Foreign Component	
						Own Resources	Foreign Aid
1	2	3	4	5	6	7	8
130.	Construction of Staff Quarters for CE and LC at Hatni and Darbo Salt Works, Sind (App.)	1.259	1.692	0.100	—	—	—
131.	Construction of Residential accommodation for CE and LC at Gulshan-e-Iqbal Karachi. (Approved).	O. 3.536 R. 4.412	3.438	1.000	—	—	—
132.	Construction of Residential accommodation for CE and LC at Sea Custom Clifton Karachi (App.)	3.426	5.530	0.498	0.150	—	—
133.	Construction of flats for Non-Gazetted Staff of CE and LC at Mauripur Karachi (24 Category-IV) (App.)	2.645	2.457	0.100	0.100	—	—
134.	Construction of 6-B type flats for Income Tax at 26 Garden Road at Karachi. (App.)	3.665	3.665	—	—	—	—
135.	Construction of 6-A type Double Storeyed Flats at Clifton, Karachi for Income Tax Deptt.	O. 4.400 R. 6.362	5.605	1.000	0.600	—	—
136.	Construction of Residential accommodation for Commissioner of Income Tax Karachi (App.)	3.500	0.251	1.500	1.500	—	—
137.	Construction of Residential accommodation for Directorate of Training vigilance Inspection and Intelligence Custom and Excise, Karachi. (Un-approved).	3.500	1.999	1.000	0.650	—	—
138.	Construction of Residential accommodation for Income Tax at Sukkur (Un-approved)	1.500	0.332	0.800	0.300	—	—
		Total (On-going)	..	300.702	277.564	—	—
(New Schemes)							
139.	Renovation of Central Government Colonies at Martin, Clifton, Jehangir Road, Karachi (Phase-II)	60.000	—	—	2.083	—	—
140.	Providing additional Ceiling Fans in Central Govt. Servants Colonies at Karachi	6.500	—	—	2.000	—	—
141.	Construction of Residential Accommodation for the Pakistan Audit Deptt. Quetta.	—	—	—	0.500	—	—
142.	Renovation/Internal Decoration of State Guest House, R. Pindi.	—	—	—	0.134	—	—
143.	Construction of additional Suites & Mosque in State Guest House, Karachi.	—	—	—	0.042	—	—
144.	Construction of 2nd Floor over Federal Lodge, Lahore.	—	—	—	1.000	—	—
145.	Construction of 2nd Floor over Federal Lodge Peshawar including Car-Parking Shed, land scaping and servant quarters.	—	—	—	1.000	—	—

(Million Rupees)

Sl. No.	Name, Location and Status of the Scheme	Total Cost (F.E.C.)	Estimated Expenditure up to June, 1985	Revised Estimates for 1985-86	Allocation for 1986-87			
					Total ADP	Foreign Exchange Component		
						Own Resources	Foreign Aid	
1	2	3	4	5	6	7	8	
PRESIDENT'S SECRETARIAT (Housing-Punjab)								
146.	Sound Proofing and Improvement of Auditorium in Presidency, Rawalpindi	—	—	—	0.440	—	—	
147.	Construction of Community, Latrine ..	0.054	—	—	0.054	—	—	
148.	Construction of Post Office	0.110	—	—	0.110	—	—	
149.	Construction of Telex Room	0.033	—	—	0.033	—	—	
150.	Construction of Canteen	0.277	—	—	0.277	—	—	
151.	Construction of Gymnasium Room.	0.092	—	—	0.092	—	—	
152.	Construction of Squash Court	0.258	—	—	0.258	—	—	
153.	Construction of Offices for S.P. (Security)	0.099	—	—	0.099	—	—	
154.	Construction of Garage 10 Nos.	0.461	—	—	0.461	—	—	
155.	Construction of MTO's Office.	0.033	—	—	0.033	—	—	
156.	Construction of Garage Clerk Office ..	0.043	—	—	0.043	—	—	
157.	Construction of Garrage Store	0.053	—	—	0.053	—	—	
158.	Const. of Rest Room for Drivers	0.044	—	—	0.044	—	—	
159.	Construction of P.O.L. Store	0.044	—	—	0.044	—	—	
160.	Construction of Room for Central Maintenance	0.065	—	—	0.065	—	—	
161.	Improvement of garden	0.368	—	—	0.368	—	—	
162.	Petrol reservior with pump	0.557	—	—	0.387	—	—	
163.	Washing pit including water supply and electrification.	0.315	—	—	0.315	—	—	
164.	Fire fighting arrangement	0.708	—	—	0.500	—	—	
165.	Sui-gas installation	0.105	—	—	0.105	—	—	
166.	External Electrification, main cables, service connection	0.210	—	—	0.210	—	—	
Total (New Schemes)					—	10.750	—	—
Total (Housing)					300.702	288.314	—	—
Total (Works Division)					380.805	334.976	—	—
C. INTERIOR DIVISION								
Islamabad Administration								
I. WATER SUPPLY								
<i>(On-going)</i>								
167.	Rawat	5.033	3.510	0.009	1.514	—	—	
168.	Shah Allah Ditta	2.037	1.650	0.001	0.386	—	—	
169.	Kirpa	3.800	—	0.220	—	—	—	

(Million Rupees)

Sl. No.	Name, Location and Status of the Scheme	Total Cost (F.E.C.)	Estimated Expenditure up to June, 1985	Revised Estimates for 1985-86	Allocation for 1986-87			
					Total ADP	Foreign Exchange Component		Foreign Aid
						Own Resources		
1	2	3	4	5	6	7	8	
170.	Alipur Frash	3.600	—	0.220	—	—	—	
171.	Cherah	3.400	—	0.217	5,000	—	—	
172.	Bobri	3.200	—	0.220	—	—	—	
173.	Const. of Water Tanks with laying of pipe line	4.446	—	1.000	—	—	—	
174.	Water Supply Malat .. .	4.000	—	—	0.500	—	—	
Total (Water Supply) ..					1.887	7.400	—	—
Building and Housing								
175.	Construction of Police Station F-7 for 100 Men	5.429	—	3.551	1.878	—	—	
176.	Parade Ground in H-11 Police Lines ..	1.619	—	0.443	1.126	—	—	
177.	Construction of B type Police Building on Main Islamabad Highway for Tarnol and Sihala Police Stations.	7.856	—	—	15.141	—	—	
178.	Construction of Police Station at Bharakau and Police Accommodation in Diplomatic Enclave at Islamabad.	5.582	—	—		—	—	
179.	Construction of Residential Accommodation in Sector I-9 near D.S. Industrial Area of G-7, G-8 & G-9, Islamabad.	9.760	—	—		—	—	
180.	Construction of Residential Accommodation for lower Staff of Aabpara Circle/Sub-Division.	8.030	—	—		—	—	
181.	Construction of Residential Accommodation for upper Staff of Aabpara Circle Sub/Division.	3.011	—	—		—	—	
182.	Construction of Residential Accommodation for CIA Staff in Sector G-7, G-8 & G-9, Islamabad	9.797	—	—		—	—	
183.	Construction of Category-VI Flats for lower subordinates in Police Line and building in H-11 Sector Islamabad.	5.657	—	—		—	—	
184.	Construction of Residential Accommodation for 2 DSPs Category-III, 12 Flats Category-IV for lowers subordinates in Police Lines H-11, Islamabad.	7.358	—	—		—	—	
185.	Construction of Mosque in H-11 Islamabad ..	3.900	—	—		—	—	
186.	Construction of 25 Bed Hospital in H-11 Islamabad.	3.176	—	—		—	—	
187.	C-Type Police Building for CIA	4.675	—	—	—	—		
188.	Construction of Administrative Complex ..	241.520	0.860	—	—	—		
189.	Construction of 20 Mosques in Islamabad ..	49.157	—	—	—	—		
Total (Building & Housing) ..					3.994	18.145	—	—
Total (Islamabad Administration) ..					5.881	25.545	—	—
Civil Armed Forces								
I. F.C. N.W.F.P.								
<i>(On-going)</i>								
190.	Construction of Officers Colony for Frontier Corps at Hayat abad.	42.698	—	1.463	4.000	—	—	

(Million Rupees)

Sl. No.	Name, Location and Status of the Scheme	Total Cost (F.E.C.)	Estimated Expenditure up to June, 1985	Revised Estimates for 1985-86	Allocation for 1986-87				
					Total ADP	Foreign Exchange Component			
						Own Resources	Foreign Aid		
1	2	3	4	5	6	7	8		
191.	Construction of Fort for South Waziristan Scouts at Sarkanda	13.365	3.049	1.800	1.000	—	—		
192.	Construction of Fort for South Waziristan Scouts at Zarmelan.	12.777	2.898	1.700	1.000	—	—		
193.	Construction of Fort for South Waziristan Scouts at Zalai.	12.508	6.122	1.000	1.000	—	—		
194.	Construction of Fort for Dir Scouts at Timargarah.	19.512	20.953	1.000	1.927	—	—		
195.	Construction of Residential accommodation for Dir Scouts at Timargarah.	6.180	1.391	1.000	1.500	—	—		
196.	Construction of Cantt. Type accommodation for Bajaur Scouts at Kit Kote.	7.665	9.168	0.037	0.794	—	—		
197.	Construction of Wing H.Q. for Mohammad Rifles at Mamad Gate.	22.216	9.733	3.000	1.217	—	—		
198.	Construction of Residential accommodation for Bajaur Scouts at Khan.	11.310	—	1.000	1.500	—	—		
199.	Construction of Corps H.Q. for Mahamand Rifles at Ghallanai.	18.015	15.657	4.000	—	—	—		
200.	Water supply for Canttype accommodation Kit kote	—	—	—	1.297	—	—		
Total (FC-NWFP)				16.000	15.235	—	—
II. F.C. BALUCHISTAN									
(On-going)									
201.	Construction of permanent accommodation for (FC) at Baluchistan.	225.020	117.200	15.787	10.000	—	—		
202.	Construction of accommodation for HQ FC at Quetta and Sibi	52.446	49.887	1.450	1.500	—	—		
203.	Construction of accommodation for HQFC at Quetta.	37.074	34.385	4.500	10.000	—	—		
204.	Construction of Corps for Kharan Rifles at Nokkundi.	3.279	2.407	0.750	0.100	—	—		
205.	Construction of Res/Non-Res. accommodation for Chagai Militia at Kharan.	3.117	2.694	0.735	0.100	—	—		
206.	Construction of Res/Non-Res. accommodation for Chagai Militia at Nushki.	2.701	2.778	0.350	0.050	—	—		
207.	Construction of Res/Non-Res. accommodation for Kharan Rifles at Dalbandin.	3.373	2.989	0.750	0.050	—	—		
208.	Construction of Res/Non-Res. accommodation for Chagai Militia at Panjpal.	3.489	1.641	1.918	0.250	—	—		
(New Schemes)									
209.	Construction of Residential accommodation for officers and Lower Staff Quarters at HQFC at Quetta.	4.525	—	—	0.950	—	—		

(Million Rupees)

Sl. No.	Name, Location and Status of the Scheme	Total Cost (F.E.C.)	Estimated Expenditure up to June, 1985	Revised Estimates for 1985-86	Allocation for 1986-87			
					Total ADP	Foreign Exchange Component		
						Own Resources	Foreign Aid	
1	2	3	4	5	6	7	8	
210.	Construction of Wing HQ at Bela ..	4.596	—	—	1.000			
211.	Construction of Wing HQ at Hoshab ..	4.530	—	—	1.000	—	—	
212.	Construction of Wing HQ at Mand ..	4.488	—	—	1.000			
213.	Construction of Wing HQ at Panjur ..	4.214	—	—	1.000			
Total (FC Baluchistan) ..					26.240	27.000	—	—
III. PAK. COAST GAURDS								
(On-going)								
214.	Construction of Battalion Accommodation at Korangi.	3.943	2.506	1.000	0.143	—	—	
215.	Construction of Residential Accommodation for officers at Karachi.	4.921	0.867	1.500	2.000	—	—	
216.	Construction of Official Type Accommodation, Korangi.	8.370	—	5.500	3.930	—	—	
217.	Construction of Company HQ at Lath Basti ..	2.866	1.660	0.950	0.500	—	—	
218.	Construction of Coy. H.Q. Aghore (App.). ..	4.929	3.081	0.500	0.250	—	—	
219.	Construction of Battalion HQ at Gwadar (App.).	4.145	5.084	0.430	0.700	—	—	
220.	Construction of Coy. H.Q. at Nala Khari (App.).	2.864	2.381	0.540	0.430	—	—	
221.	Construction of Coy. H.Q. at Hub Chowki (Approved).	2.637	1.559	0.850	0.700	—	—	
222.	Construction of Battalion H.Q. at Uthal Phase-II (App.).	2.653	4.263	0.106	0.350	—	—	
223.	Electrification for Coast Guard Works at Gwadar including Generation (Un-app.)	1.677	—	0.532	1.171	—	—	
(New)								
224.	Construction of Battalion HQ at Gwadar Phase-III (Un-app.).	9.936	—	0.159	0.140	—	—	
225.	Construction of Coy. HQ at Hub Chowki Phase-II (Un-approved).	3.932	—	0.106	0.140	—	—	
226.	Construction of Battalion H.Q. at Uthal Phase-III (Un-approved)	7.310	—	0.106	0.160	—	—	
227.	Construction of Check post at Kumb Quarter Guard each at Jiwani and Pasni on Mekran Coast.	6.444	—	1.444	0.500	—	—	
228.	Construction of Corp H.Q. at Gharo.	—	1.461	—	1.464			
229.	Construction of Corp HQ at Churgamalai	—	1.250	—	1.250			
Total (Pak. Coast Guards) ..					13.723	13.828	—	—

(Million Rupees)

Sl. No.	Name, Location and Status of the Scheme	Total Cost (F.E.C.)	Estimated Expenditure up to June, 1985	Revised Estimates for 1985-86	Allocation for 1986-87			
					Total ADP	Foreign Exchange Component		
						Own Resources	Foreign Aid	
1	2	3	4	5	6	7	8	
IV. PAK RANGERS								
<i>(On-going)</i>								
230.	Construction of R/A for Sutlej Rangers Wagha	1.952	1.425	0.300	0.100	—	—	
231.	Construction of R/A for Pak Rangers [at Ghazi] Road, Lahore.	19.786	0.800	2.000	3.253	—	—	
232.	Const. of 25 Baded Hospital for Chenab Rangers at Sialkot.	2.035	1.571	0.350	0.400	—	—	
<i>(New)</i>								
233.	Const. of Battalion HQ for Shakargarh ..	18.594	—	0.191	—	—	—	
234.	Const. of Non-Residence for HQ Pak. Rangers at Gahazi Road, Lahore.	23.569	—	0.352	0.500	—	—	
235.	Const. of R/A Narowal	17.979	—	0.352	—	—	—	
236.	Acquisition of land for Border out post ..	2.500	—	2.500	—	—	—	
Total (Pak-Rangers)				..	6.045	4.253	—	—
V. F.I.A.								
		O. 11.500						
237.	Const. of FIA H Qr. Building, Islamabad. (App.)	R. 17.700	13.112	2.000	4.000	—	—	
238.	Const. of FIA Training School at Islamabad. (App.)	O. 3.287	4.622	0.912	—	—	—	
		R. 5.534						
239.	Five Schemes for Const. of Residential accommodation for FIA Staff (1-16) at Islamabad. (App.)	22.506	11.541	5.499	3.000	—	—	
240.	Const. of Residential Accommodation for FIA Staff at Karachi (App. awaited)	4.900	—	1.500	2.000	—	—	
241.	Const. of FIA Regional Office at Karachi (App. awaited)	17.300	—	—	0.300	—	—	
242.	Const. of Office Accommodation for FIA Hyderabad.	2.117	—	0.230	0.500	—	—	
243.	Const. of Residential Accommodation for FIA Staff at Hyderabad.	—	—	—	—	—	—	
244.	Const. of Office-Cum-Residential Accommodation for FIA at Sukkur (Un-approved)	—	—	—	—	—	—	
245.	Const. of FIA Office Block at Quetta, Baluchistan (App.)	4.022	—	2.500	1.828	—	—	
246.	Const. of FIA Residential Accommodation for Gazetted Staff at Quetta Baluchistan (App. awaited).	3.345	—	1.000	0.200	—	—	
247.	Const. of Residential Accommodation for non-Gazetted Staff at Quetta, Baluchistan (App. awaited).	3.951	—	1.000	—	—	—	
248.	Const. of FIA Check Post at Gwadar Baluchistan (App. Revised)	O. 0.830	1.708	0.210	0.187	—	—	
		R. 1.918						
249.	Const. of FIA Check Post at Taftan Baluchistan (App. Revised)	O. 0.830	—	0.015	0.513	—	—	
		R. 2.000						
250.	Const. of FIA Office at Lahore (App. awaited)	8.077	—	—	0.600	—	—	
Total (FIA)				..	14.866	13.128	—	—

(Million Rupees)

Sl. No.	Name, Location and Status of the Scheme	Total Cost (F.E.C.)	Estimated Expenditure up to June, 1985	Revised Estimates for 1985-86	Allocation for 1986-87			
					Total ADP	Foreign Exchange Component		
						Own Resources	Foreign Aid	
1	2	3	4	5	6	7	8	
VI. Civil Defence								
250.	Civil Defence Training School, Lahore.	3.206	1.000	0.800	1.406	—	—	
251.	Civil Defence Training School, Karachi.	4.999	1.000	1.000	3.000	—	—	
252.	Dte. General Civil Defence, Islamabad.	9.985	—	—	—	—	—	
253.	National Institute of Fire Tech. Islamabad.	59.627	—	—	0.100	—	—	
254.	Civil Defence Training School, Peshawar.	4.485	—	—	2.000	—	—	
255.	Civil Defence Training School, Quetta.	7.000	—	—	0.933	—	—	
Total (Civil Defence)				..	1.800	7.439	—	—
VII. Jail Staff Training								
256.	Residential Building for the Central Jail Staff Training Institute/Academy. Islamabad, CDA Area G-9/1.	5.000	—	—	0.087	—	—	
					0.100			
257.	Dog Unit, Islamabad	10.000	—	—	0.100	—	—	
Total (Jail Staff Training)				..	0.287	—	—	
Total (CAF)				..	78.674	81.070	—	—
Total (Interior Division)				..	84.555	106.615	—	—
D. FINANCE DIVISION								
258.	House Building Advance	—	—	96.500	125.616	—	—	
Total (Finance Division)				..	96.500	125.616	—	—
E. ENVIRONMENT & U.A. DIVISION								
<i>(On-going)</i>								
259.	National Building Code	0.733	0.470	0.263	—	—	—	
260.	National Human Settlement Policy	1.605	0.830	0.775	—	—	—	
261.	Preparation of National Referencing Manual on Planning and Infrastructure Standards.	0.500	0.210	0.290	—	—	—	
262.	Mosque & Islamic Research Centre Complex.	38.399 (2.325)	—	—	—	—	—	
263.	Preparation of Hydrogeological Map of Pakistan.	4.809	—	0.872	1.200	—	—	
264.	Deve. of Intermediate Size Growth Centre in Pakistan.	6.750 (5.250)	—	0.800	1.300	—	—	
265.	Coordinated Environmental Education Programme.	6.741 (2.800)	—	1.313	1.733	—	1.250	
266.	Building Material and other Logistic Requirements for the Construction During 6th & 7th Plan.	1.200	—	0.658	0.542	—	—	
Total (On-going)				..	4.971	4.775	—	1.250

(Million Rupees)

Sl. No.	Name, Location and Status of the Scheme	Total Cost (F.E.C.)	Estimated Expenditure up to June, 1985	Revised Estimates for 1985-86	Allocation for 1986-87		
					Total ADP	Foreign Exchange Component	
						Own Resources	Foreign Aid
1	2	3	4	5	6	7	8
	<i>(New)</i>						
267.	Const. of Grilled Boundary wall on Peripheral of Quaid-e-Azam Mausoleum.	2.381	—	—	2.381	—	—
268.	Essential Works Relating to Maintenance of Quaid-e-Azam Mausoleum & its peripheral Area	0.500	—	—	0.500	—	—
	Total (New)				2.881	—	—
	Total (E. & U.A. Div.)			4.971	7.656	—	1.250
F. COMMERCE DIVISION							
269	Const. of Office Building for Controller of Imports and Exports, Lahore.	5.138	1.480	2.000	—	—	—
	Total (Commerce Division)			2.000	—	—	—
G. MINISTRY OF FOREIGN AFFAIRS							
	<i>(On-going)</i>						
270.	Construction of Office Bldg. of the Institute of Strategic Studies Islamabad. (App.).	4.970	4.626	3.200	0.084	—	—
271.	Office Bldg. for Foreign Service Training Institute Islamabad. (App.).	9.651	4.991	3.475	0.837	—	—
272.	Purchase of New Wireless sets antennas for HQ's and Missions	25.124	—	—	25.124	25.000	—
273.	Addl. accommodation in the Foreign Office Hostel Islamabad. (App.).	3.919	—	3.300	1.674	—	—
274.	Foreign Office Lodge, Islamabad Phase-I (App.)	9.998	—	3.310	4.188	—	—
275.	Construction of Ware House M/o Foreign Affairs, Islamabad. (Completed).	—	—	0.100	—	—	—
	<i>(New)</i>						
276.	Purchase of 10 New Cypher Machines for Head Quarter.	3.000 (1.250)	—	—	2.512	1.250	—
Mission Abroad							
	<i>(On-going)</i>						
277.	Embassy Complex Riyadh, Doha and Kuwait	300.230 (300.230)	70.003	70.903	78.744	78.744	—
278.	(a) Embassy Complex, Kathmandu	31.720 (31.720)	7.960	1.059	—	—	—
	(b) Residential apartments for Officers	14.000 (14.000)					
279.	Residential accommodation at Riyadh	28.575 (28.575)	0.176	2.000	—	—	—
280.	Embassy Complex, Ottawa	31.520 (31.520)	—	—	0.084	0.084	—

(Million Rupees)

Sl. No.	Name, Location and Status of the Scheme	Total Cost (F.E.C.)	Estimated Expenditure up to June, 1985	Revised Estimates for 1985-86	Allocation for 1986-87		
					Total ADP	Foreign Exchange Component	
						Own Resources	Foreign Aid
1	2	3	4	5	6	7	8
281.	Embassy Complex, Bahrain	38.190 (38.190)	1.972	1.000	0.084	0.084	—
282.	Community Centre, New Delhi	38.190 (38.190)	—	—	1.043	1.043	—
283.	Const. of Res. Accommodation for Staff at New Delhi.	4.059 (4.059)	—	—	3.399	3.399	—
Total (M/O Foreign Affairs)			..	100.663	126.147	117.978	—
H. M/O RELIGIOUS AFFAIRS							
284.	Haji Complex in I-14, Islamabad	117.760	25.000	63.636	—	—	—
285.	Const. of ablution block 20 WCS, 6 bath rooms and provision of Hood type exhaust chimnies made of G.I. sheets in all dormitory blocks.	0.766	—	0.766	—	—	—
286.	Construction of Office, Hostel Building for Council of Islamic Ideology	12.443	—	4.000	3.350	—	—
Total (Religious Affairs Division)			..	68.402	3.350	—	—
I. AK & NA DIVISION							
(i)	Azad Kashmir	70.500	—	—
(ii)	Northern Areas	50.973	—	—
Total (KA & NA Division)			..	—	121.473	—	—
J. S & FR DIVISION							
(i)	FATA	95.260	—	—
(ii)	FATA/DC	15.565	—	—
Total (S&FR Division)			..	—	110.825	—	—
(iii)	FC/Levies/Thanas	42.076	—	—
Total—PHYSICAL PLANNING AND HOUSING			..	1116.652	1293.396	161.238	1.250

1. The first part of the document discusses the importance of maintaining accurate records of all transactions. It emphasizes that this is crucial for the company's financial health and for providing reliable information to stakeholders.

2. The second part of the document outlines the specific procedures for recording transactions. It details the steps from identifying a transaction to entering it into the accounting system.

3.

4.

5.

6.

7.

8.

9.

10.

11.

12.

13.

14.

15.

MASS MEDIA

(95-96)

THE UNIVERSITY OF CHICAGO
DEPARTMENT OF CHEMISTRY

Final Report


Submitted to the National Science Foundation
under Grant Number _____

MASS MEDIA

(Abstract)

(Million Rupees)


Sl. No.	Sub-sector	Allocation for 1986-87	Foreign Exchange Component		
			Total	Own Resources	Foreign Aid
1	2	3	4	5	6
1.	Radio Broadcasting Programmes	45.222	7.100	7.100	—
2.	Television Programmes	147.242	34.280	34.280	—
3.	Development Publicity	6.000	—	—	—
4.	Other Programmes	0.300	—	—	—
	Total .. (Mass Media)	198.764	41.380	41.380	—



MASS MEDIA

(Million Rupees)

Sl. No.	Name, Location and Status of the Scheme	Total Cost (F.E.C.)	Estimated Expenditure up to June, 1985	Revised Estimates for 1985-86	Allocation for 1986-87		
					Total ADP	Foreign Exchange Component	
						Own Resources	Foreign Aid
1	2	3	4	5	6	7	8
A. MINISTRY OF INFORMATION AND BROADCASTING							
1.	Pakistan Broadcasting Corporation ..	596.345 (119.007)	331.256	36.934	45.222	7.100	—
2.	Pakistan Television Corporation ..	1428.593 (446.834)	925.040	111.867	147.242	34.280	—
Total (M/o Information and Broadcasting) ..				148.801	192.454	41.380	—
B. PLANNING & DEVELOPMENT DIVISION							
3.	Development Publicity	50.000	6.236	4.600	6.000	—	—
4.	Composing and photostat Machines ..	1.200	—	0.670	0.300	—	—
Total (Planning & Dev. Division) ..				5.270	6.300	—	—
Total—MASS MEDIA ..				154.071	198.754	41.380	—



RURAL DEVELOPMENT

(101-102)

11/25/1914

RURAL DEVELOPMENT

(Million Rupees)


Sl. No.	Name, Location and Status of the Scheme	Total Cost (F.E.C.)	Estimated Expenditure up to June, 1985	Revised Estimates for 1985-86	Allocation for 1986-87			
					Total ADP	Foreign Exchange Component		
						Own Resources	Foreign Aid	
1	2	3	4	5	6	7	8	
A. MINISTRY OF LOCAL GOVERNMENT AND RURAL DEVELOPMENT								
<i>(On-going)</i>								
1.	Federal Rural Roads Engineering Cell (App).	2.616	1.716	0.439	0.837	—	—	
2.	Construction of Hostel for Elected Councillors and Resource Persons.	3.973	3.236	0.351	0.255	—	—	
3.	Design Centre for Rural Crafts.	3.515	0.014	0.214	0.142	—	—	
4.	Establishment of Research and Development Centre for promoting the use and processing of Agricultural Production and wastes in Rural Areas.	3.872	0.118	0.130	0.001	—	—	
5.	Provision of Certain Essential Residential Facilities at NCRD.	14.680	—	0.132	0.787	—	—	
6.	Municipal Training and Research Institute (MTRI) Karachi.	7.533 (0.010)	4.308	2.031	1.675	—	—	
7.	Union Councils Library Programme	—	—	—	0.188	—	—	
8.	Communication Service for Civic Education..	0.260	0.220	—	0.302	—	—	
Total (On-going)				..	3.297	4.187	—	—
9.	Farm-to-Market Roads	—	—	—	215.572	—	167.000 (ADB)	
Total (M/o Local Govt. & Rural Development)				..	3.297	219.759	—	167.000
B. MINISTRY OF INTERIOR								
Islamabad Administration								
<i>(Approved On-going Schemes)</i>								
10.	R.D. Markaz Bhara Kau.	10.779	8.443	2.080	0.211	—	—	
11.	240 K.M. Rural Road Programme :							
	(a) Pagh Panwal Road.	4.869	3.120	1.465	0.227	—	—	
	(b) Shahdara Road.	4.800	0.600	3.184	0.839	—	—	
	(c) Pir Sohawa Jagiot Road.	4.860	—	3.850	0.834	—	—	
	(d) Talhar Road.	2.860	—	1.400	1.205	—	—	
	(e) Gokina Road.	2.674	—	0.500	1.300	—	—	
12.	Const. of Foot Bridge.	1.400	—	1.314	0.071	—	—	
13.	Rural Electrification Programme :							
	(i) PC-I Electrification of 17 Villages.	9.835	5.160	4.387	0.238	—	—	
Total (On-going schemes)				..	18.180	4.925	—	—

(Million Rupees)

Sl. No.	Name, Location and Status of the Scheme	Total Cost (F.E.C.)	Estimated Expenditure up to June, 1985	Revised Estimates for 1985-86	Allocation for 1986-87			
					Total ADP	Foreign Exchange Component		
						Own Resources	Foreign Aid	
1	2	3	4	5	6	7	8	
<i>(New Schemes)</i>								
14.	Integrated Development Plan for ICT in Collaboration with UNICEF	—	—	—	0.322	—	—	
Total (M/o Interior)				..	18.180	5.247	—	—
C. AK & NA DIVISION								
	(i) Azad Kashmir	—	74.500	—	—
	(ii) Northern Areas	—	90.237	—	—
Total (AK & NA Division)				..	—	164.737	—	—
D. S & FR DIVISION								
	(i) FATA	—	15.000	—	—
Total (S & FR Division)					—	15.000	—	—
Total—RURAL DEVELOPMENT				..	151.477	404.743	—	167.000

SCIENCE AND TECHNOLOGY

(105-106)



SCIENCE AND TECHNOLOGY

(Abstract)

(Million Rupees)

Sl. No.	Name of the Organization	A.D.P. Allocation 1986-87	Foreign Exchange Component		
			Total	Own Resources	Foreign Aid
1.	Ministry of Science and Technology (Main) ..	81.500	68.000	68.000	—
2.	National Institute of Power	3.050	0.050	0.050	—
3.	National Institute of Silicon Technology	9.000	1.500	1.500	—
4.	National Institute of Oceanography	8.000	0.500	0.500	—
5.	National Centre for Transfer of Technology ..	3.250	0.100	0.100	—
6.	National Institute of Electronics	18.000	3.500	3.500	—
7.	Pakistan Council of Scientific and Industrial Research	62.550	27.313	15.000	12.313
8.	Pakistan Medical Research Council	15.000	0.050	0.050	—
9.	Appropriate Technology Development Organization,	5.611	—	—	—
10.	Pakistan Science Foundation	10.937	2.000	2.000	—
11.	Pakistan Council for Research in Water Resources ..	14.000	—	—	—
12.	Pakistan Council for Science and Technology ..	5.000	—	—	—
13.	Council for Works and Housing Research	5.020	1.720	1.720	—
Total (Science & Technology) :		241.118	104.733	92.420	12.313

SCIENCE AND TECHNOLOGY

(Million Rupees)

Sl. No.	Name, Location and Status of the Scheme	Total Cost (F.E.C.)	Estimated Expenditure up to June, 1985	Revised Estimates for 1985-86	Allocation for 1986-87		
					Total ADP	Foreign Exchange Component	
						Own Resources	Foreign Aid
1	2	3	4	5	6	7	8
A. MINISTRY OF SCIENCE AND TECHNOLOGY							
I. Ministry (Main)							
1.	Development of S&T Manpower (One Batch Programme only) App.	32.270 (31.550)	—	2.449	4.750	4.500	—
2.	Development of S&T Manpower in High Technology Fields (Phase-I) (App.)	567.760 (539.870)	—	21.419	67.800	63.000	—
3.	Development of S&T Manpower in High Technology Fields (Phase-II) (Un-App.)	2548.062 (2461.432)	—	—	2.500	0.500	—
4.	Package of Service to 50 villages through S&T (block provision) (Un-app.)	50.000 (5.000)	—	—	5.500	—	—
5.	Establishment of a Project Wing in the Ministry of S&T (Un-App.)	30.000 (16.200)	—	—	0.950	—	—
Total (Ministry Main)				23.868	81.500	68.000	—
II. National Institute of Silicon Technology							
6.	National Institute of Silicon Technology (App.)	74.720 (28.950)	38.950	27.210	5.000	1.500	—
7.	Pilot Production of Photo Voltaic Cells (App.)	50.000 (5.000)	—	—	4.000	—	—
Total (NIST)				27.210	9.000	1.500	—
III. National Institute of Power							
8.	National Institute of Power (App.)	40.000 (3.050)	2.000	2.652	3.050	0.050	—
IV. National Institute of Oceanography							
9.	National Institute of Oceanography (Phase-II) (App.)	45.380 (6.300)	5.000	6.349	7.900	0.500	—
10.	Research Vessel for NIO (Un-app.)	125.300 (123.750)	—	—	0.100	—	—
Total (NIO)				6.349	8.000	0.500	—
V. National Centre for Technology Transfer							
11.	National Centre for Technology Transfer (Phase-I) (App.)	4.200 (0.200)	0.799	2.358	1.950	0.100	—
12.	National Centre for Technology Transfer (Phase-II) (Un-app.)	80.000 (10.000)	—	—	1.500	—	—
Total (NCTT)				2.358	3.450	0.100	—

(Million Rupees)

Sl. No.	Name, Location and Status of the Scheme	Total Cost (F.E.C.)	Estimated Expenditure up to June, 1985	Revised Estimates for 1985-86	Allocation for 1986-87			
					Total ADP	Foreign Exchange Component		
						Own Resources	Foreign Aid	
1	2	3	4	5	6	7	8	
VI. Appropriate Technology Development Organization								
A. (On-going)								
✓ 13.	Evolving Appropriate Technologies for Installation of 25 Demonstration Mini/Micro Hydel Plants in NWFP/Punjab. (Approved)	3.200	1.830	0.907	1.561	—	—	
✓ 14.	Pilot Plant Study for Appropriate Mini Paper Industrial Technology. (App.)	1.500	1.108	0.272	0.150	—	—	
✓ 15.	Evolving Appropriate Building Construction material/Technologies. (App.)	3.500	2.215	0.816	0.500	—	—	
✓ 16.	R&D for evolving A. Ts for Dev. of Wing-mills. (App.)	2.800	0.600	1.361	0.600	—	—	
✓ 17.	Evolving appropriate technology Sprinkler Irrigation Techniques. (Un-approved) PC-I Submitted.	2.500	—	0.476	0.500	—	—	
✓ 18.	Establishment of Appropriate Technology Demonstration/Display Centres (Un-approved).	5.000	—	1.814	1.400	—	—	
19.	R&D and Experimental Bulk Size Plants for Intergrated Biogas Technology (Un-Approved).	2.500	—	—	0.500	—	—	
B. (New)								
20.	R&D Experimental Plantation and Dissemination of fast growing/Economical trees Sand Dune Stabilization (Un-approved).	4.700	—	—	0.300	—	—	
21.	R&D Studies for Improved Rural Transportation. (Un-approved)	3.000	—	—	0.100	—	—	
Total (ATDO) ..					5.646	5.611	—	—
VII. Pakistan Science Foundation								
✓ 22.	Establishment of Science Complex (Un-App.)	67.870 (6.400)	—	—	1.000	—	—	
✓ 23.	Establishment of Provincial Science Centres. (Un-App.)	30.000 (2.000)	—	—	0.500	—	—	
24.	Study of Age & Techonic History of the Karakorum Hindu Kush Ranges and Intermountain Basins of Northern Pakistan (App.)	4.250	0.874	2.500	1.376	—	—	
✓ 25.	Sutdy of Restriction Enzymes (App.)	1.999	0.300	0.505	0.350	—	—	
✓ 26.	Chromosome number of Vascular Plants of Pakistan (App.)	1.746	—	0.500	0.450	—	—	
✓ 27.	Nodulation status of Legums of Pakistan (Approved by Pak Govt. US-NSF approval awaited).	1.000	—	0.578	0.200	—	—	
✓ 28.	Stochastic Modelling in Arid Regions (Approved by Pak. Govt. UN-NSF approval awaited).	1.780	—	0.294	0.300	—	—	
✓ 29.	Collaborative Seminars/Projects	0.324	—	—	0.324	—	—	
✓ 30.	Pakistan Museum of Natural History, Islamabad (Phase-II) (App.)	78.690 (25.000)	—	6.397	6.000	2.000	—	
✓ 31.	Expansion of PASTIC & Four Sub-Centres	71.703 (1.700)	—	—	0.437	—	—	
Total (PSF)					10.774	10.937	2.000	—

(Million Rupees)


Sl. No.	Name, Location and Status of the Scheme	Total Cost (F.E.C.)	Estimated Expenditure up to June, 1985	Revised Estimates for 1985-86	Allocation for 1986-87			
					Total ADP	Foreign Exchange Component		Foreign Aid
						Own Resources		
1	2	3	4	5	6	7	8	
VIII. Pakistan Medical Research Council								
32.	Research Programme on National Health Problems Phase-III (Approved).	19.800 (0.300)	7.296	2.540	4.000	0.050	—	—
33.	Health Services Research products (Approved) revised PC-I will be submitted for extension of the scheme beyond 1985-86.	10.500	6.003	1.996	2.500	—	—	—
34.	Strengthening of Existing PMRC research centres (PC-I submitted).	6.658	—	1.814	3.167	—	—	—
35.	Establishment of Clinic at Research Complex at Shaikh Zayed Hospital Lahore (PC-I under preparations).	9.800	—	1.814	3.515	—	—	—
36.	Establishment of Medical Education Research Cell (PC-I submitted).	0.417	—	—	0.417	—	—	—
37.	Statistical & Data Processing Unit (PC-I submitted).	0.701	—	—	0.701	—	—	—
38.	Development of Medical Research Library (PC-I Submitted).	0.700	—	—	0.700	—	—	—
Total (PMRC)					8.164	15.000	0.050	—
IX. Pakistan Council for Science and Technology								
39.	Development and Strengthening of Pakistan Council for Science and Technology (App.).	9.340	—	—	4.500	—	—	—
40.	Scientometric and Futuristic Studies on S&T in Pakistan (Un-App.).	5.000	—	0.410	0.100	—	—	—
41.	Estt. of Task Force for Multidisciplinary S&T Studies (Un-App.).	5.000	—	0.450	0.400	—	—	—
Total (PCST)					0.860	5.000	—	—
X. Pakistan Council of Scientific and Industrial Research Science and Technology								
<i>(On Going Projects)</i>								
42.	Multipurpose Ore Benefication Pilot Plant	19.710 (10.390)	3.196	6.000	3.930	—	—	—
43.	Establishment of Technical Training Centre in PSTC for process control Instrumentation and Engineering.	53.780 (33.550)	6.079	2.000	3.070	—	—	—
44.	Minor Projects	37.837 (9.100)	13.731	14.247	3.000	—	—	—
Total (On-going)					22.247	10.000	—	—

(Million Rupees)

Sl. No.	Name, Location and Status of the Scheme	Total Cost (F.E.C.)	Estimated Expenditure up to June, 1985	Revised Estimates for 1985-86	Allocation for 1986-87		
					Total ADP	Foreign Exchange Component	
						Own Resources	Foreign Aid
1	2	3	4	5	6	7	8
(b). PROJECT FUNDED UNDER ODA/USPCSP/IDRC/USAID FUNDS							
45.	Production of Processed Coal Briquettes (App.).	24.600 (20.070)	0.100	8.000	2.550	—	8.345
46.	Minor Projects	13.484 (7.957)	2.045	6.348	8.000	—	3.968
Total (Funded)				14.348	10.550	—	12.313
<i>(New Schemes)</i>							
47.	PCSIR Laboratories Minor Projects	51.191 (20.493)	—	—	2.000	—	—
48.	Balancing & Modernisation of Instruments and equipment of PCSIR Laboratories, Centres, Institutes.	315.853 (195.750)	—	0.520	20.000	15.000	—
49.	National Institute of Clean Energy	150.300 (58.300)	—	0.031	0.200	—	—
50.	National Centre for Medicinal Botanies	63.000 (24.000)	—	0.100	2.500	—	—
51.	Establishment of an Institute of Leather	18.381 (10.174)	—	0.100	0.200	—	—
52.	Establishment of Machinery and Development Division of PCSIR labs. Lahore and Karachi.	50.107 (16.000)	—	0.100	2.000	—	—
53.	Establishment of PCSIR Labs. Quetta	47.650 (12.100)	—	0.100	2.000	—	—
54.	Establishment of Technical Training Centre for Precision Mechanical and Instrument Technology, Peshawar.	21.451 (10.000)	—	0.200	0.500	—	—
55.	Establishment of Technical Training Centre Precision Mechanical and Instrument Technology, Quetta	30.000 (12.850)	—	0.200	0.500	—	—
56.	Establishment of Electronic Section in P.S.T.C.	52.000 (28.900)	—	—	4.000	—	—
57.	Minor Projects	22.848	—	0.200	8.100	—	—
Total (New)				1.551	42.000	15.000	
Total (PCSIR)				38.146	62.550	15.000	12.313


(Million Rupees)

Sl. No.	Name, Location and Status of the Scheme	Total Cost (F.E.C.)	Estimated Expenditure up to June, 1985	Revised Estimates for 1985-86	Allocation for 1986-87			
					Total ADP	Foreign Exchange Component		
						Own Resources	Foreign Aid	
1	2	3	4	5	6	7	8	
XI. Pakistan Council for Research in Water Resources								
58.	R&D activities in Irrigation and Drainage (Approved).	106.550 (60.810)	4.345	6.198	3.000	—	—	
59.	Establishment of Water Resources Research Centres (App).	45.763	—	0.454	4.920	—	—	
60.	R&D activities in Hydrology	46.950 (4.192)	—	0.454	2.320	—	—	
61.	Minor Projects including Water Quality (App.)	34.906 (5.000)	1.810	0.317	3.760	—	—	
62.	Pakistan Desertification Monitoring Unit (PADMU) (App.).	4.000 (0.100)	3.972	0.544	—	—	—	
Total (PCRWR)					7.967	14.000	—	
XII. Council for Works and Housing Research								
63.	National Building Research Institute (App.).	24.830 (5.270)	0.300	4.080	4.470	1.720	—	
64.	Other Minor R&D projects of CWHR Evolution of Appropriate Construction Materials Technology and Construction system for Low Cost Housing (App.).	0.960	—	0.456	0.550	—	—	
Total (CWHR)					4.536	5.020	1.720	
XIII. National Institute of Electronics								
65.	Uninterruptible power system-Dev. of 20 KW Inverter.	1.645 (1.245)	—	—	1.500	0.300	—	
66.	Technological Services	1.500 (1.221)	—	—	0.750	0.200	—	
67.	CDA/CAE/CADMAT Services	2.998 (2.307)	—	—	2.200	0.620	—	
68.	Pilot Integrated circuit Fabrication and Design Facility.	9.400 (6.255)	—	—	0.800	0.135	—	
69.	Development of Computer Architecture with Parallel Processing.	3.047 (1.826)	—	—	1.250	0.400	—	
70.	Expansion of NIE building	8.923	—	—	5.000	—	—	
71.	Radio Paging System	2.000 (2.000)	—	—	1.000	0.227	—	
72.	Industrial Automation	2.000 (1.000)	—	—	1.500	0.300	—	
73.	Artillery Computer Project System	4.400 (3.200)	—	—	3.000	1.018	—	
74.	Enhanced Version of 250 lines PABX.	4.000 (3.800)	—	—	1.000	0.300	—	
Total (NIE)					—	18.000	3.500	
Total (Ministry of Science and Technology)					138.530	241.118	92.420	12.313




**D. SOCIAL DEVELOPMENT & HUMAN
RESOURCES SECTORS**

(115-116)



EDUCATION AND TRAINING

(117-118)




EDUCATION AND TRAINING

(Abstract)

(Million Rupees)

Sl. No.	Sector/Sub-Sector	Allocation for 1986-87	Foreign Exchange Component		
			Total	Own Resources	Foreign Aid
1	2	3	4	5	6
(a) Education Division :					
1.	Primary Education	60.366	9.695	—	9.695
2.	Secondary Education	80.317	11.685	—	11.685
3.	Teachers Education	3.251	—	—	—
4.	Technical Education	66.000	28.000	—	28.000
5.	College Education	38.238	—	—	—
6.	Dev. of Lib. Services & Museums	19.289	—	—	—
7.	Literacy Programme	290.000	—	—	—
8.	Scholarships and Loans	86.252	63.374	63.374	—
9.	Production and Supply of Text books	0.887	—	—	—
10.	University and Higher Education	252.000	48.476	—	48.476
11.	Miscellaneous Prog. of Edu. Div.	9.753	—	—	—
Total—(Education Division)		906.353	161.230	63.374	97.856
(b) Establishment Division		25.383	—	—	—
(c) Cabinet Division		3.250	—	—	—
(d) Planning & Dev. Division		21.773	9.936	—	9.936
(e) Statistics Division		10.831	7.900	—	7.900
(f) Interior Division		0.921	—	—	—
(g) Special Areas		231.769	2.000	2.000	—
Total—(Education and Training)		1200.280	181.066	65.374	115.692

(119-120)



EDUCATION AND TRAINING

(Million Rupees)

Sl. No.	Name, Location and Status of the Scheme	Total Cost (F.E.C.)	Estimated Expenditure up to June, 1985	Revised Estimates for 1985-86	Allocation for 1986-87			
					Total ADP	Foreign Exchange Component		
						Own Resources	Foreign Aid	
1	2	3	4	5	6	7	8	
(a) EDUCATION DIVISION :								
I. PRIMARY EDUCATION : FGEI								
1.	Establishment of 15 primary schools in newly developed sectors of Islamabad. (App).	17.761	17.318	2.199	—	—	—	
2.	Construction of boundry walls of 12 primary schools in Federal Area. (App).	0.647	0.604	0.043	—	—	—	
3.	Establishment of primary schools in village Khadraper and Tamma. (App).	1.650	0.500	0.847	0.303	—	—	
4.	Opening of 10 new primary schools in rural area of Islamabad. (App).	4.311	1.600	1.588	0.762	—	—	
5.	Construction of 10 primary schools at Islamabad (Phase-II). (App).	8.133	0.846	7.250	0.037	—	—	
6.	Estb. of primary schools in Sector F-7/2 and Village Ladhlot. (App).	2.502	0.271	1.796	0.435	—	—	
7.	Opening of a Girls primary school at Tarlai(App).	1.000	—	0.500	0.500	—	—	
8.	Opening of 12 new primary schools in Urban area of Islamabad (App).	29.880	5.000	10.783	11.361	—	—	
9.	Conversion of 6 existing primary schools into model schools one in each union council of Federal Area. (App).	3.393	—	0.600	2.793	—	—	
10.	Reconstruction/renovation of buildings of FG Boys primary schools at Mughal and Sinala (App).	1.509	0.503	0.994	0.012	—	—	
11.	Construction & expansion of 20 primary schools in Federal Area. (App).	4.860	1.630	2.497	0.733	—	—	
12.	Provision of additional class rooms in 30 primary schools in Islamabad/Federal Area. (App).	9.935	1.000	4.000	4.935	—	—	
13.	Major repairs & renovation of 44 dilapidated primary school buildings in F. Area. (App).	5.730	—	1.600	4.130	—	—	
14.	Provision of residential facility to teaching staff at FGPS. Mallot. (App).	0.244	—	0.240	0.004	—	—	
15.	Provision of offices and staff rooms in 12 primary schools at Islamabad. (App).	2.915	1.000	1.869	0.046	—	—	
16.	Construction of chowkidar quarters in 16 primary schools at Islamabad. (App).	0.979	0.500	0.479	0.147	—	—	
17.	Opening of 30 new primary schools in urban and rural area of Islamabad. (Un-App.)	40.000	—	—	7.991	—	—	
18.	Construction of addl. class rooms in 15 newly Estab. single section schools at Islamabad. (Un-App.)	12.000	—	—	5.000	—	—	
Total—(F.G.E.I.)					37.285	39.198	—	—
(b) CANTONMENT								
19.	Establishment of new primary schools at Sindi para, Hyderabad. (App).	0.726	0.726	0.102	—	—	—	
20.	Estb. of new primary school at army apprentice school Barian, Murree. (App).	0.725	0.726	0.102	—	—	—	
21.	Construction of new building of FG Primary school Hasnainabad Lahore. (App).	0.982	0.984	0.138	—	—	—	

(Million Rupees)

Sl. No.	Name, Location and Status of the Scheme	Total Cost (F.E.C.)	Estimated Expenditure up to June, 1985	Revised Estimates for 1985-86	Allocation for 1986-87			
					Total ADP	Foreign Exchange Component		
						Own Resources	Foreign Aid	
1	2	3	4	5	6	7	8	
22.	Construction of new building for FG Girls primary school RKK, Shorekot. (App).	0.958	0.999	0.134	—	—	—	
23.	Const. of new building for FG boys primary school RKK, Shorekot. (App).	0.970	0.970	0.136	—	—	—	
24.	Introduction of primary section by extension at FG Sir Syed boys secondary school Rawalpindi. (App).	1.675	1.605	0.301	—	—	—	
25.	Ests. of 3 new primary schools in Multan region. (App).	2.700	2.100	0.986	—	—	—	
26.	Expansion of FG Girls Primary school No. 3, Peshawar. (App).	0.925	0.700	0.341	—	—	—	
27.	Construction of new building for FG primary school, Saddar Bazar, Rawalpindi. (App).	0.900	0.400	0.596	—	—	—	
28.	Expansion of FGGirls primary school Kashmir Road, Rawalpindi. (App).	1.362	0.600	0.907	—	—	—	
29.	Estb. of 5 new primary schools in Rawalpindi and Peshawar regions. (App).	5.000	2.750	2.816	—	—	—	
30.	Const. of new building for FG primary school, W.L. Chaklala. (App).	1.381	—	0.733	0.648	—	—	
31.	Major repairs of 15 primary schools in Cantonments. (App).	2.157	—	0.938	1.219	—	—	
32.	Expansion of primary school, Mona. Sargodha. (App).	0.895	—	0.371	0.524	—	—	
33.	Const. of 30 class rooms in 10 primary schools in Cantts. (App).	4.541	—	1.408	2.000	—	—	
34.	Establishment of 5 new primary schools in Chaman, Rawalpindi & Karachi regions. (Un-App).	7.000	—	—	0.500	—	—	
35.	Construction of new Building for primary schools Sargodha & Peshawar. (Un-App).	3.210	—	—	0.687	—	—	
Total—(Cantonment)					10.009	5.578	—	—
(c) FEDERAL								
36.	Development of supplementary reading material for primary schools. (App).	0.500	0.200	0.188	0.112	—	—	
37.	Up-dating production & distribution of teachers guides. (App).	2.300	0.225	0.500	0.500	—	—	
38.	Development of integrated curricula and Text books research & improvement. (App).	1.087	0.225	0.300	0.562	—	—	
39.	National incentive scheme for promotion of Primary education. (App).	2.853	—	0.861	0.938	—	—	
40.	Primary Education Development & Expansion Project (PEDEP), (FIU). (App).	45.891 (36.713)	—	4.347	10.196	—	7.695	
41.	Prototype for addition of 2 rooms in mosque Schools. (Un-App).	2.006 (2.006)	—	—	1.000	—	—	
42.	Hygiene training sanitation in rural primary schools with UNDP & WHO assistance (App).	4.830 (4.880)	—	—	2.000	—	2.000	
43.	National annual conference on promotion of primary education. (App).	0.850	—	—	0.282	—	—	
Total— (Federal)					6.196	15.590	—	9.695
Total—(Primary Education)					53.490	60.366	—	9.695

(Million Rupees)

Sl. No.	Name, Location and Status of the Scheme	Total Cost (F.E.C.)	Estimated Expenditure up to June, 1985	Revised Estimates for 1985-86	Allocation for 1986-87			
					Total ADP	Foreign Exchange Component		
						Own Resources	Foreign Aid	
1	2	3	4	5	6	7	8	
II. SECONDARY EDUCATION : (a) (FGEI)								
44.	Construction of buildings of 2 middle schools at Chattar and Chirah. (App).	2.240	1.908	0.361	—	—	—	
45.	Construction of Parada walls of 11 Secondary Schools at Islamabad. (App.).	3.898	0.902	2.016	—	—	—	
46.	Improvement of FG Boys Secondary School Mughal and addition of Classes XI-XII (App.).	1.499	—	1.000	0.100	—	—	
47.	Upgradation of 5 primary schools to middle level in Federal Area (1 boys, 4 girls), (App.).	3.706	0.523	2.282	0.901	—	—	
48.	Upgradation of FGBPS Jagiot, FGGPS Pihont Pind Malkan and Mohra Nagial to Middle level. (App.).	2.888	0.143	1.799	0.946	—	—	
49.	Upgradation of 6 primary schools to middle level. (App.).	5.028	—	0.400	1.700	—	—	
50.	Upgradation of 7 middle schools to secondary level in Islamabad District (App.).	8.526	0.928	4.379	2.759	—	—	
51.	Upgradation of 4 middle schools to Secondary level (1 boy, 3 girls), (App.).	5.324	—	0.400	2.000	—	—	
52.	opening of girls secondary school at Tarli. (App.).	2.515	0.464	1.669	0.382	—	—	
53.	Establishment of 8 secondary schools at Islamabad. (Un-App.).	58.000	—	—	12.000	—	—	
54.	Improvement and expansion of 10 middle schools in Federal Area (App.).	3.623	2.967	0.215	0.441	—	—	
55.	Reconstruction of buildings of FGBSS Golra, Mughal and Rawat, (App.).	7.118	0.439	4.438	2.241	—	—	
56.	Construction of buildings of FGBSS Bhimber Trar and FGGSS Mercogher (App.).	5.912	0.539	3.000	2.373	—	—	
57.	Improvement and expansion of 24 secondary schools in Islamabad/F. Area (App.).	26.912	6.415	9.942	8.500	—	—	
58.	Provision of 4 buses to FGEI in Islamabad Federal Area, (App.).	1.480	—	1.380	0.200	—	—	
59.	Supply of furniture to FGEI in Islamabad, (App.).	9.916	4.415	3.520	0.807	—	—	
60.	Construction of boundary walls of 26 girls schools in Federal Area, (App.).	1.737	0.446	1.000	0.201	—	—	
61.	Provision of sports gear and Parks to secondary schools at Islamabad / F. Area, (App.).	3.193	1.255	0.460	0.460	—	—	
62.	Provision of libraries to 31 secondary schools.	6.833	—	0.200	1.500	—	—	
63.	Introduction of Agro-Tech in 12 secondary schools in Federal Area (App.).	13.743	7.171	2.000	2.000	—	—	
64.	Provision of health cover to students of FGEI. (App.).	0.533	—	0.200	0.333	—	—	
65.	Provision of addl. class rooms in 12 Secondary schools, (App.).	12.211	—	—	2.500	—	—	
66.	Strengthening of 5 Existing Model Schools at Islamabad, (App.).	4.582	—	—	1.000	—	—	
67.	Construction of 2 hostels one for male and one for female teachers at Islamabad, (Un-App.).	1.441	—	—	0.669	—	—	
Total (FGEI)					40.679	43.912	—	—

(Million Rupees)

Sl. No.	Name, Location and Status of the Scheme	Total Cost (F.E.C.)	Estimated Expenditure up to June, 1985	Revised Estimates for 1985-86	Allocation for 1986-87		
					Total ADP	Foreign Exchange Component	
						Own Resources	Foreign Aid
1	2	3	4	5	6	7	8
(b) CANTONMENT							
68.	Expan. of FG Tech. High School, Tariqabad, Rawalpindi (App.).	1.114	1.114	0.157	—	—	—
69.	Provision of furniture to FGEI in Peshawar region, (App.).	1.700	1.700	0.239	—	—	—
70.	Provision of furniture to FGEI in Karachi region, (App.).	0.900	0.900	0.098	—	—	—
71.	Reconstruction of FG public School, Murree (App.).	1.757	1.778	0.247	—	—	—
72.	Construction of new building for FG Middle School Sarwar Road, Rawalpindi, (App.).	1.618	1.620	0.225	—	—	—
73.	Construction of addl. class rooms in FG Middle School, Naichawani, Rawalpindi, (App.).	2.218	2.218	0.310	—	—	—
74.	Construction of new building for FG Girls High School, Okara, (App.).	2.172	2.172	0.306	—	—	—
75.	Upgradation of 5 primary schools to middle level, (App.).	1.968	1.430	0.594	—	—	—
76.	Reconstruction of FG Minwala Girls High school, Karachi, (App.).	2.540	1.602	0.938	—	—	—
77.	Provision of furniture to FGEI in Lahore region, (App.).	2.400	1.843	0.861	—	—	—
78.	Construction of new Building for F.G. STC High School Kohat, (App.).	1.900	1.000	1.408	—	—	—
79.	Provision of Science Equipment to FGEI in Cantts, (App.).	1.600	1.000	0.938	—	—	—
80.	Upgradation of 7 middle schools to High level, (App.).	2.739	1.344	1.314	0.081	—	—
81.	Establishment of Secondary Schools (Boys and Girls) Hyderabad (App.).	8.300	4.724	2.815	0.765	—	—
82.	Expansion of FG Boys High School, Okara, (App.).	1.310	0.600	0.666	0.044	—	—
83.	Establishment of new Girls High School at Rawalpindi, (App.).	2.812	1.000	1.408	0.404	—	—
84.	Establishment of new Boys High School at Rawalpindi, (App.).	2.465	0.500	1.408	0.557	—	—
85.	Establishment of Girls H.S. Abbotabad (App.).	2.355	—	0.938	1.417	—	—
86.	Construction of New building for F.G. BRC Middle School Abotabad, (App.).	2.184	—	0.188	1.000	—	—
87.	Introduction of class XI & XII in FG Public School, Bahawalpur (App.).	3.515	—	0.941	1.000	—	—
88.	Construction of Classrooms for expansion of High Schools Multan, (App.).	1.700	0.639	0.469	0.592	—	—

(Million Rupees)

Sl. No.	Name, Location and Status of the Scheme	Total Cost (F.E.C.)	Estimated Expenditure up to June, 1985	Revised Estimates for 1985-86	Allocation for 1986-87			
					Total ADP	Foreign Exchange Component		
						Own Resources	Foreign Aid	
1	2	3	4	5	6	7	8	
89.	Construction of Classrooms Block for expansion of FG. Girls Public School, Sialkot Cantt. (App.).	1.300	0.360	0.938	0.002	—	—	
90.	Construction of new class rooms for expansion of FGGHS Tariqabad Rawalpindi, (App.).	1.800	—	0.409	1.000	—	—	
91.	Construction of 6 Science Labs and Libraries in FGEI in Cantts. (App.).	1.034	—	0.469	0.565	—	—	
92.	Construction of Hostel. for FGB Public School Quetta, (App.).	2.184	—	0.188	1.000	—	—	
93.	Construction of Boundary Parada wall in Girls High Schools (App.).	2.181	—	0.466	0.900	—	—	
94.	In'roduction of Agro. Tech. Subjects in Cantts Secondary Schools, (App.).	3.298	0.715	0.939	0.800	—	—	
95.	Provision of furniture to FGEI in Rawalpindi region, (App.).	2.400	1.643	0.711	0.046	—	—	
96.	Provision of sports items to FGEI in Cantts. (App.).	0.850	0.372	0.469	0.009	—	—	
97.	Provision of library Books to Cantt. Secondary Schools, (App.).	2.825	1.405	0.469	0.500	—	—	
98.	Introduction of double shift in Primary and Secondary Schools in Rawalpindi Cantt. (App.).	2.000	—	1.000	—	—	—	
99.	Establishment of new Girls High School at Attock Cantt. (App.).	2.571	—	—	1.000	—	—	
100.	Estab. of two high schools in Karachi Region and a girls middle school at Peshawar, (Un-App.).	10.750	—	—	0.500	—	—	
101.	Construction of new building for FG Boys High School No. 9 Wah Cantt. (App.).	2.121	—	—	1.000	—	—	
102.	Construction of new building for FG F.F. Centre high School, Abbottabad. (President's Directive). (App.).	5.928	—	0.984	1.000	—	—	
103.	Introduction of class XI & XII in FG Public School, Jhelum, (App.).	1.493	—	—	1.000	—	—	
104.	Dev. of 6 FG Public School Thall, FGBHS Rawalpindi, Multan, Chaklala, D. I. Khan, and Warsak, (Un-App.).	13.910	—	—	0.500	—	—	
105.	Provision of furniture to 230 FGEI in Peshawar, Wah, Rawalpindi, Lahore Quetta and Multan, Regions. (Un-App.).	18.800	—	—	1.000	—	—	
Total (Cantonments)				..	23.510	16.682	—	—

(Million Rupees)

Sl. No.	Name, Location and Status of the Scheme	Total Cost (F.E.C.)	Estimated Expenditure up to June, 1985	Revised Estimates for 1985-86	Allocation for 1986-87			
					Total ADP	Foreign Exchange Component		
						Own Resources	Foreign Aid	
1	2	3	4	5	6	7	8	
(c) FEDERAL								
106.	Expansion in Islamabad Model School for Boys F. 7/3 to Accommodate the Junior Section Islamabad, (App.).	7.197	4.950	2.247	—	—	—	
107.	Expansion in Building of IMS F-7/4 to Accommodate Junior Section of Islamabad College for Girls (App.).	7.013	4.950	2.063	—	—	—	
108.	Construction of additional physical facilities in Islamabad College for Girls F/8-2 Islamabad (App.).	2.262	1.500	0.762	—	—	—	
109.	Construction of students hostel at ICB G-6/3 Islamabad, (App.).	3.561	2.081	1.480	—	—	—	
110.	Need Assessment Study on Statistics of Science Education in Pakistan, (App.).	1.950	1.600	0.094	—	—	—	
111.	Addition of class XI and XII in Islamabad Model School for Girls F-7/4 Islamabad. (App.).	4.024	—	1.000	—	—	—	
112.	Addition of class XI and XII in IMS for Boys F-8/4 Islamabad, (App.).	4.000	—	1.000	—	—	—	
113.	Establishment of Girls Model School in F-10. Islamabad, (App.).	9.958	1.700	3.377	1.000	—	—	
114.	Establishment of Boys Model School in G-10. Islamabad, (App.).	9.958	1.700	3.377	1.000	—	—	
115.	Renovation of Islamabad Model School for Girls F-6/2 Islamabad, (App.).	3.500	—	0.469	1.500	—	—	
116.	Govt. Middle School, Ranger Colony Lahore, (App.).	1.710	0.330	0.657	0.723	—	—	
117.	Provision of Science facilities at Islamabad College for Girls F-6/2. (App.).	2.000	—	0.782	0.500	—	—	
118.	Strengthening of Science Edn. in Pakistan in Collaboration with ADB (Institute for Promotion of Sc. Edn. (App.).	598.482 (35.910)	—	5.000	15.000	—	11.685	
Total (Federal)				..	22.308	19.723	—	11.685
Total (Secondary Education)				..	86.497	80.317	—	11.685
III. TEACHER EDUCATION								
119.	Lady Teachers Accommodation in Sind. (App.).	3.971	3.824	0.147	—	—	—	
120.	Incentives for Secondary School Teachers (Un-App.).	3.000	—	—	0.109	—	—	
121.	Introduction of B.S. (12×3) model at Federal College of Education Islamabad, (App.).	1.111	—	0.469	0.642	—	—	
122.	In-Service Training of Science and Mathematics Teachers at Secondary Level (App.).	27.400	—	0.938	1.500	—	—	
123.	Estb. of Institute of English Language and Research. Phase-I (App.).	3.690 (1,000)	—	0.250	1.000	—	—	
Total (Teacher Education)				..	1.804	3.251	—	—

(Million Rupees)

Sl. No.	Name, Location and Status of the Scheme	Total Cost (F.E.C.)	Estimated Expenditure up to June, 1985	Revised Estimates for 1985-86	Allocation for 1986-87			
					Total ADP	Foreign Exchange Component		
						Own Resources	Foreign Aid	
1	2	3	4	5	6	7	8	
IV. TECHNICAL EDUCATION								
124.	Improvement and Expansion of Dawood College of Engg. and Technology, Karachi, (App.)	3.850	2.400	0.732	0.718	—	—	
125.	Construction of Student Hostel, Dawood College of Engg. and Technology Karachi, (App.)	3.783	1.500	0.938	1.346	—	—	
126.	Strengthening of Deptt. of Electronic, Dawood College of Engg. Technology, Karachi, (App.)	4.880	0.500	0.938	0.934	—	—	
127.	Establishment of Technical Middle School (Evening Shift) in FG Boys High School No. 2 G-7/4, Islamabad (App.)	0.420	—	0.282	0.020	—	—	
128.	Baluchistan Engineering College Khuzdar (App.)	126.901 (45.146)	56.267	41.784	22.000	—	—	
129.	Strengthening of National Educational Equipment Centre Lahore, (App.)	9.840 (4.200)	3.578	1.746	0.916	—	—	
130.	National Technical Teacher Training College Islamabad, (App.)	80.725 (18.950)	22.990	19.000	20.000	—	15.000	
131.	Production of Tech. Text Books for Poly Technics, (App.)	5.916	0.500	0.200	0.500	—	—	
132.	Dev. of Polytechnic for Women at Islamabad, (App.)	49.316 (5.000)	—	0.423	17.000	—	13.000	
133.	Feasibility study for Institute of Science and Technology of Pakistan (ISATOP) (MIT type University), (App.)	5.000	—	—	2.000	—	—	
134.	Establishment of Boys Polytechnic at Islamabad, (App.)	20.000	—	—	0.566	—	—	
Total (Technical Education)					66.043	66.000	—	28.000
V. (a) COLLEGE EDUCATION (FGEI)								
135.	Construction of F.G. College for Men H-8 Islamabad, (App.)	13.445	13.545	0.938	—	—	—	
136.	Construction of two class rooms in existing building of Commerce College F-8/1 Islamabad (App.)	0.363	—	0.363	—	—	—	
137.	Development of FG College for Men H-9 Islamabad, (App.)	4.983	2.848	0.500	1.635	—	—	
138.	Provision of Library books Equipment Chemical etc.to FG College for Women F.7/2 Islamabad (App.)	2.500	0.500	0.704	0.500	—	—	
139.	Development of FG Margalla College for Women, F-7/4, Islamabad (App.)	5.233	—	0.982	2.000	—	—	
140.	Provision of building for FG College for Commerce, Islamabad, (Un-App.)	17.480	—	—	1.000	—	—	
141.	Provision of additional facilities furniture eqpt. to FG College for Men, H-9, Islamabad (App.)	9.082	—	—	0.500	—	—	
142.	Construction of buildings for FG College for Women F-10 & for Men in G-10, Islamabad, (Un-App.)	35.000	—	—	0.500	—	—	
143.	Improvement of FG College for Women F-7/2, Islamabad, (App.)	0.800	—	—	0.400	—	—	
Total — (FGEI)					3.487	6.535	—	—

(Million Rupees)

Sl. No.	Name, Location and Status of the Scheme	Total Cost (F.E.C.)	Estimated Expenditure up to June, 1985	Revised Estimates for 1985-86	Allocation for 1986-87			
					Total ADP	Foreign Exchange Component		
						Own Resources	Foreign Aid	
1	2	3	4	5	6	7	8	
(b) CANTONMENT								
144.	Estt. of new Inter College at Okara, (App.).	4.553	4.553	0.638	—	—	—	
145.	Improvement of F.G. Inter College Mangla, (App.).	1.870	1.870	0.263	—	—	—	
146.	Establishment of new Girls College at Multan Cantt, (App.).	6.857	3.360	0.469	1.000	—	—	
147.	Establishment of New Degree College for Boys (Phase-I) Lahore, (App.).	2.400	—	0.563	1.000	—	—	
148.	Establishment of New Inter College at Sialkot Cantt, (App.).	4.577	—	0.939	1.000	—	—	
149.	Establishment of New Inter College for Boys at Rawalpindi. (App.).	4.300	—	0.469	1.000	—	—	
150.	Construction of Classrooms Block for Expansion of F.G. College for Women Wah, (App.).	5.707	—	0.938	1.000	—	—	
151.	Provision of Science Equipment to Cantt. Colleges. (App.).	3.500	1.788	0.563	0.500	—	—	
152.	Establishment of new degree college for Girls Lahore Cantt. Phase-I. (App.).	2.535	—	—	0.500	—	—	
153.	Introduction of BSc classes in FG College for Women, Rawalpindi. (App.).	4.040	—	—	0.500	—	—	
Total—(Cantonments)					4.842	6.500	—	—
(c) FEDERAL								
154.	Lumpsum Provision for Colleges/Improvement of 4 existing Colleges & 3 Higher Secy. Schools in Federal Area (App.).	7.904	—	7.904	—	—	—	
155.	Girls Hostel for National College of Arts Lahore. (App.).	2.200	1.985	0.215	—	—	—	
156.	Expansion & Development of College of Home Economics Lahore. (App.).	9.410	—	4.407	1.500	—	—	
157.	Improvement of Rana Liaquat Ali Khan Government College of Home Economic Karachi, (App.).	13.743 (1.000)	—	4.405	1.500	—	—	
158.	Expansion & Development of National College of Arts, Lahore. (Un-App.).	25.030	—	0.500	0.500	—	—	
159.	Improvement & Expansion of Sind Madrissah tul-Islam, Karachi, (App.).	5.233	2.800	0.525	1.119	—	—	
160.	Govt. Girls Inter College Sawabi, Distt. Mardan, (App.).	6.286	4.080	1.408	0.329	—	—	
161.	Government Inter, College, Mumtazabad, Multan, (App.).	4.997	2.000	1.485	1.017	—	—	

(Million Rupees)

Sl. No.	Name, Location and Status of the Scheme	Total Cost (F.E.C.)	Estimated Expenditure up to June, 1985	Revised Estimates for 1985-86	Allocation for 1986-87		
					Total ADP	Foreign Exchange Component	
						Own Resources	Foreign Aid
1	2	3	4	5	6	7	8
162.	Establishment of Cadet College Mastung, (App.)	77.151	33.200	16.579	12.238	—	—
163.	Establishment Cadet College Larkana, (App.)	61.465	—	0.165	4.000	—	—
164.	Expansion & Dev. of Urdu Science College, Karachi. (App.)	6.519	1.361	2.139	1.000	—	—
165.	Development of Urdu Arts College, Karachi, (App.)	7.324	—	0.469	1.000	—	—
166.	Provision of facilities to Islamic Centres at Lahore, Peshawar & Karachi, (App.)	3.197	—	0.938	1.000	—	—
167.	Establishment of Girls College, Bannu, (Un-App.)	20.000	—	—	—	—	—
Total—(Federal) ..				41.139	25.203	—	—
Total—(College Education) ..				49.468	38.238	—	—
VI. LIBRARIES AND MUSEUMS							
168.	Liquat Memorial Library Karachi, (App.)	2.150	1.830	0.300	—	—	—
169.	Model Children Libray Islamabad, (App.)	0.850	0.767	0.059	0.024	—	—
170.	National Library of Pakistan Islamabad, (App.)	130.322 (16.700)	49.586	44.783	17.000	—	—
171.	Promotion of serious Journals & Magazines in Colleges. (Rev. Un-App.)	0.460	—	0.375	0.265	—	—
172.	Acquisition of Private Collections, (App.)	2.000	—	0.469	0.300	—	—
173.	Development of Public Library System/Municipal & Town Committee Libraries, (App.)	9.000	—	0.940	0.500	—	—
174.	National Museum of Science and Technology, (App.)	18.204 (5.048)	11.170	—	1.000	—	—
175.	Improvement of library facilities in Deeni Madrissah. (App.)	0.600	—	—	0.200	—	—
Total—(Libraries & Museums)				46.926	19.289	—	—
VII. LITERACY AND MASS EDUCATION							
176.	Adult Education in Federal Area. (App.)	2.350	1.639	0.381	—	—	—
177.	NICE : Communication support to teaching Sc. & Math. at Secondary & Technical Edn. at Polytech. level. (App.)	3.600 (2.310)	0.300	—	0.100	—	—
178.	National Literacy Programme by LAMEC. (App.)	317.016 (2.000)	10.000	85.640	206.962	—	—
179.	Rural Education And Development (READ) in 35 villages of Islamabad Distt. (Un-App.)	1.114	—	—	0.457	—	—
180.	Drop in School. (Un-App.)	208.059	—	—	5.000	—	—
181.	Nation Wide Literacy Programme, (Un-App.)	348.000	—	—	77.481	—	—
Total—(Litracy & Mass Education)				86.021	290.000	—	—

(Million Rupees)

Sl. No.	Name, Location and Status of the Scheme	Total Cost (F.E.C.)	Estimated Expenditure up to June, 1985	Revised Estimates for 1985-86	Allocation for 1986-87		
					Total ADP	Foreign Exchange Component	
						Own Resources	Foreign Aid
1	2	3	4	5	6	7	8
VIII. SCHOLARSHIPS & LOANS							
182.	Merit Scholarships to Students of FGEI in Federal Area/Islamabad. (App.)	0.951	0.710	0.229	—	—	—
183.	Reserach Scholarship Scheme, University of Sind, UGC. (App.)	1.014	0.907	0.100	—	—	—
184.	Presidents' one thousand Scholarships (App.)	20.190 (10.489)	13.800	0.704	1.500	—	—
185.	Nishan-e-Haider Scholarships (App.)	2.200	1.499	0.141	0.300	—	—
186.	Stipend to Indigent Students. (App)	6.200	3.926	0.704	1.000	—	—
187.	Merit Cash Awards. (App.)	2.920	2.030	0.317	0.500	—	—
188.	Allama Iqbal Gold Medal Scholarships. (App.)	0.700	0.374	0.070	0.100	—	—
189.	Scholarships to Students belonging to Marri Bugti Agency (Baluchistan) (App.)	0.432	0.214	0.071	0.100	—	—
190.	Award of Merit Scholarships to the students FGEI in cantts. (App.)	1.900	0.350	0.469	0.400	—	—
191.	Indigent Cum Talented Students Education at Aitchension College Lahore. (Rev. Un-App.)	4.389	—	0.523	0.731	—	—
192.	Education of Talented Students from Rural/ Under developed Areas in Cadet Colleges and Public Schools (Rev. Un-App.)	25.000	5.338	3.285	3.000	—	—
193.	Scholarship to the Students of IFSTAD. (App.)	2.271	0.389	0.363	0.500	—	—
194.	Scholarships for Research by UGC. (App.)	17.558	2.079	0.500	1.000	—	—
195.	Talent Farming Scheme by UGC. (App.)	10.168	2.790	1.000	1.000	—	—
196.	Cultural Scholarship to the Students from other Countries. (App.)	16.422	3.137	2.675	3.000	—	—
197.	Scholarships for Students of Leepa Valley. (App.)	0.081	—	0.042	0.018	—	—
198.	Scholarships for higher studies in Science by UGC. (App.)	6.580	—	0.500	0.500	—	—
199.	Award of Scholarships to Japanese Students. (App.)	2.940	—	0.089	0.500	—	—
200.	Merit Scholarships to students of Federal Area/ Islamabad, (App.)	1.380	—	0.229	0.400	—	—
201.	Staff Development Programme Peshawar University (Un-App.)	30.922 (23.724)	1.290	—	—	—	—
202.	Overseas Scholarship, to NWFP Students. (App.)	0.785 (0.737)	0.774	0.122	—	—	—
203.	Central Overseas Training Scholarship Scheme (Rev. Un-App.)	227.291 (221.231)	—	38.300	48.752	46.957	—
204.	Merit Scholarship Scheme (Rev. Un-App.)	143.879 (136.651)	—	12.509	9.000	8.000	—

(Million Rupees)

Sl. No.	Name, Location and Status of the Scheme	Total Cost (F.E.C.)	Estimated Expenditure up to June, 1985	Revised Estimates for 1985-86	Allocation for 1986-87		
					Total ADP	Foreign Exchange Component	
						Own Resources	Foreign Aid
1	2	3	4	5	6	7	8
205.	Quaid-i-Azam Scholarship Scheme (Rev. Un-App.)	74.000 (70.000)	—	8.153	6.581	6.000	—
206.	Award of Overseas Scholarship to Polytechnic Teachers. (App.)	4.408 (3.918)	—	—	1.000	0.917	—
207.	Supplementing Scholarships received from foreign Government/Org. with inadequate terms. (App.)	11.597 (5.647)	7.136	1.327	2.000	0.500	—
208.	Khushal Khan Khattak Scholarship Scheme. (App.)	1.510 (1.450)	—	0.024	0.300	0.130	—
209.	Post-doctoral facilities outside Pakistan for Ph. D. (App.)	7.650 (6.405)	—	0.500	1.000	0.800	—
210.	Overseas scholarship to Mr. M. Javaid Bhatti s/o Mr. A. A. Bhatti, Nishani Hayder. (App.)	0.280 (0.280)	0.140	—	0.070	0.070	—
211.	100 foreign scholarships for talented students of BPS 1-15 FG Employees. (Un-App.)	247.027 (234.072)	—	—	3.000	—	—
Total (Scholarships and Loans) ..				70.946	86.252	63.374	—
IX. TEXT BOOKS							
212.	Installation of Modern Printing system for Urdu Dictionary Board, Karachi. (App.)	3.876	3.876	—	—	—	—
213.	Development of Urdu Language (App.) ..	1.013	1.006	—	—	—	—
214.	Frequency count and grading of Urdu Vocabulary. (App.)	0.325 (0.250)	—	0.075	—	—	—
215.	Reprinting of selected text books for Deeni Madarisa (App.)	0.760	—	0.141	—	—	—
216.	Publication of Greater Urdu Dictionary under Dictionary Board Lahore. (App.)	7.791	6.012	0.892	0.887	—	—
Total (Text Books) ..				1.108	0.887	—	—
X. MISCELLANEOUS							
217.	Construction of National Headquarter of PBSA at Islamabad. (App.)	2.152	1.792	0.360	—	—	—
218.	Pakistan Academy of Sciences Islamabad, (App.)	7.000	6.620	0.736	—	—	—
229.	Construction of one additional teaching block at NIML. (App.)	3.263	1.430	1.408	—	—	—
220.	Reader's Club. (App.)	1.100	0.500	0.400	—	—	—
221.	Provision of Language Laboratory for Arabic Deptt. NIML. (App.)	0.850 (0.355)	0.500	0.117	0.233	—	—
222.	Hostel facilities for the Students of the Institute at NIML. (App.)	3.063	1.927	1.007	0.129	—	—

(Million Rupees)

Sl. No.	Name, Location and Status of the Scheme	Total Cost (F.E.C.)	Estimated Expenditure up to June, 1985	Revised Estimates for 1985-86	Allocation for 1986-87			
					Total ADP	Foreign Exchange Component		
						Own Resources	Foreign Aid	
1	2	3	4	5	6	7	8	
223.	National Education Council, (App.).	4.110	3.997	0.106	0.007	—	—	
224.	Iqbal Academy Lahore, (App.)	3.100	2.937	0.154	0.009	—	—	
225.	Block Provision for Miscellaneous Education Projects, (App.).	10.000	6.000	3.898	2.000	—	—	
226.	Improvement & Expansion of AEPM (App.)	8.955	2.300	2.377	2.315	—	—	
227.	Pakistan Academy of letters Islamabad, (App.).	13.223	3.990	1.877	1.300	—	—	
228.	Development of Educational Innovations, (App.).	3.300	1.060	0.422	0.500	—	—	
229.	Promotion of Physical Education Sports and Games, (App.).	2.268	0.726	0.371	0.500	—	—	
230.	Encouragement and Support to New Creative Pakistani Publications. (App.)	6.881	—	0.469	0.400	—	—	
231.	UNESCO House, (App.).	1.715	—	0.458	0.500	—	—	
232.	Award for publication of articles in international Journals, (App.).	1.000	—	0.500	0.100	—	—	
233.	Balancing & Modernizing of Central Bureau of Education, (App.).	3.400	—	0.657	1.000	—	—	
234.	Teaching of Economics and English in Deeni Madaris (App.).	2.200	—	—	0.660	—	—	
235.	CANADA World Youth Pakistan Exchange Programme. (Un-App.).	5.000	—	—	0.100	—	—	
Total (Miscellaneous) ..					15.317	9.753	—	—
XI. UNIVERSITY EDUCATION								
(Punjab University)								
236.	Faculty of Pharmacy, Punjab University (App.).	2.685 (1.669)	2.654	0.031	—	—	—	
237.	Solar Engery & Solar Cell, Punjab University (App.).	3.460 (1.500)	1.960	1.500	—	—	—	
238.	Development of Unit Process Lab. Punjab University, (App.).	2.700 (1.791)	2.663	0.037	—	—	—	
239.	Quality Control and Pharmaceuticals, Punjab University, (App.).	0.820 (0.307)	0.807	0.013	—	—	—	
240.	Centre of Advanced Studies in Molecular Biology (Foreign Assistance), Punjab University, (App.).	1.635 (0.408)	0.750	0.477	—	—	—	
241.	Mulsim World Atlas, Punjab University (App.).	0.890	0.103	0.707	—	—	—	
242.	Dev. of Science Education Centre, Punjab University. (App.)	2.500 (0.500)	1.899	0.601	—	—	—	
243.	Dev. of High Polymer and Plastic Tech. Punjab University. (App.)	1.568 (0.948)	1.533	0.035	—	—	—	

(Million Rupees)

Sl. No.	Name, Location and Status of the Scheme	Total Cost (F.E.C.)	Estimated Expenditure up to June, 1985	Revised Estimates for 1985-86	Allocation for 1986-87			
					Total ADP	Foreign Exchange Component		
						Own Resources	Foreign Aid	
1	2	3	4	5	6	7	8	
244.	Dev. of Sugar Tech. Punjab University. (App.)	0.982 (0.750)	0.959	0.023	—	—	—	
245.	Setting up of Analytical Chemistry Dept. Punjab University. (App.)	1.146 (0.500)	1.126	0.021	—	—	—	
246.	Punjab University New Campus, Phase-I & II (App.)	72.560	57.075	14.485	0.859	—	—	
247.	Punjab University New Campus Phase-III. (Un-App.)	114.870	—	—	11.341	—	—	
248.	Development of Tech. Vocational Teacher Education (App.)	3.000 (0.900)	0.850	0.600	0.430	—	—	
249.	Centre for advanced studies in Molecular Biology, Phase-II. (App.)	24.550 (10.600)	—	—	4.296	—	—	
250.	Social Sciences Research Centre, (App.)	0.090 (0.090)	—	—	0.077	—	0.090	
Total (Punjab University)					18.530	17.003	—	0.090
Multan University								
251.	Centre of Advance Study in Math (B. Z. Univ) Multan. (App.)	2.241	1.000	0.500	0.637	—	—	
252.	Establishment of Bahuddin Zikria University Multan. (App.)	213.205 (30.040)	113.206	14.000	15.894	—	—	
Total (Multan University)					14.500	16.531	—	—
Islamia University								
253.	Estt. of Islamia University Bahawalpur. (App.)	111.841 (11.485)	67.003	13.941	15.894	—	—	
Total (Islamia University)					13.941	15.894	—	—
Engg & Technology University Lahore								
254.	Water Gyser & Gas Heating for Hostel, Univ. of Engg. & Tech. Lahore. (App.)	0.363	0.363	—	—	—	—	
255.	Rev. Dev. Project of Engg. & Tech. University	165.925 (17.861)	137.896	10.000	11.598	—	—	
256.	Construction of Hostel for 200 Students at University of Engg. Lahore. (App.)	5.547	1.441	1.000	2.668	—	—	
Total (Engg. Univ. Lahore)					11.000	14.266	—	—

(Million Rupees)

Sl. No.	Name, Location and Status of the Scheme	Total Cost (F.E.C.)	Estimated Expenditure up to June, 1985	Revised Estimates for 1985-86	Allocation for 1986-87		
					Total ADP	Foreign Exchange Component	
						Own Resources	Foreign Aid
1	2	3	4	5	6	7	8
Karachi University							
257.	Faculty of Science Karachi University (App.).	19.400	17.524	1.876	—	—	—
258.	Instt. of National Capibilities, Karachi University (App.).	9.380 (4.930)	8.315	1.065	—	—	—
259.	Instt. of Business Admn. Karachi University (App.).	1.930	1.040	0.910	—	—	—
260.	Estt. of Clinical Psychology. (App.).	4.538	1.650	1.000	1.622	—	—
261.	HEJ Institute of Chemistry, (App.)	67.967 (51.720)	11.493	1.700	12.028	—	10.000
262.	Development of University of Karachi (App.).	19.444	—	—	5.514	—	—
Total (Karachi University)				6.551	19.164	—	10.000
Sind University							
263.	Research Fellowships Scheme. University of Sind. (App.).	1.014 (0.201)	0.907	0.107	—	—	—
264.	Estt. of Shah Abdul Latif Bhattai Campus at at Khairpur University of Sind. (App.)	17.786 (2.750)	16.731	1.055	—	—	—
265.	Sindhi Arabic Sindhi Dictionary University of Sind. (App.)	0.350	—	0.350	—	—	—
266.	Construction of Federal Students Hostel (App.).	17.186	13.385	2.500	1.118	—	—
267.	Consolidated Dev. Project of University of Sind Jamshoro. (App.).	49.921 (4.200)	36.968	10.707	7.732	—	—
268.	Improvement & strengthening of facilities at Khairpur Campus, Sind University, Jamshoro (Un-App.).	8.000	—	—	0.859	—	—
Total (Sind University)				14.719	9.709	—	—
Mehran Engg. University							
269.	Upgradation of Engg. College to Engg. University Jamshoro, (App.).	175.484 (47.000)	134.975	14.000	13.746	—	—
270.	Construction of Hostel at Nawab Shah Mehran University of Engg. and Tech. Jamshoro, (App.).	4.877	—	—	4.190	—	—
Total (Mehran Engg. University)				14.000	17.936	—	—
NED University							
271.	Upgradation of NED College to Engg. University Karachi, (Rev. Un-app.).	85.000 (18.200)	49.610	6.000	3.437	—	—
Total (NED University)				6.000	3.437	—	—
GOMAL University							
272.	Estt. of Gomal University D.I. Khan (App.).	131.372 (10.520)	86.158	15.000	13.746	—	—
Total (Gomal University)				15.000	13.746	—	—

(Million Rupees)

Sl. No.	Name, Location and Status of the Scheme	Total Cost (F.E.C.)	Estimated Expenditure up to June, 1985	Revised Estimates for 1985-86	Allocation for 1986-87		
					Total ADP	Foreign Exchange Component	
						Own Resources	Foreign Aid
1	2	3	4	5	6	7	8
N.W.F.P. University							
273.	Development of Already Established NWFP Engg. University. (App.)	9.992 (7.545)	10.801	0.600	—	—	—
274.	Improvement in existing facilities of Peshawar University. (App.)	2.740	2.813	1.200	—	—	—
275.	Estt. of Scientific Instrumentation Centre. (App.)	7.930 (5.057)	1.965	1.500	0.859	—	—
276.	Planning & Designing of new Campus. (App.)	2.273	0.500	0.773	0.859	—	—
277.	Collaboration between Strathclyde University UK and NWFP Engg. University Peshawar. (App.)	8.901 (7.860)	—	—	2.218	—	1.866
Total (NWFP University)				4.073	3.936	—	1.866
Peshawar University							
278.	Development of Peshawar University. (App.)	21.560 (3.000)	8.654	3.900	6.448	—	—
279.	Upgradation of Applied research unit Deptt. of Economics (App.)	1.893	0.100	1.000	0.430	—	—
280.	Development of Peshawar University Phase-I. (App.)	75.485 (5.881)	33.714	8.600	6.873	—	—
281.	Purchase of Books for Centre Library. (App.)	2.000	0.100	0.200	0.430	—	—
282.	Gandhara Archeological Research Project. (App.)	0.700	0.431	—	0.151	—	—
283.	Estb. of teaching and research programme in urban rural planning Dept. of Geography. (App.)	1.904 (1.904)	—	—	0.675	—	0.675
284.	Establishment of Teacher Student Centre. (App.)	1.987	1.514	—	0.179	—	—
Total (Peshawar University)				13.700	15.186	—	0.675
Baluchistan University							
285.	Construction of Science Faculty, Baluchistan University. (App.)	45.000 (15.200)	42.818	2.182	—	—	—
286.	Purchase of Science Equipment for Science Block, Baluchistan University. (App.)	8.000	7.845	0.155	—	—	—
287.	Purchase of Office and Lab. Equipment, Baluchistan University. (App.)	3.500	1.978	1.522	—	—	—

(Million Rupees)

Sl. No.	Name, Location and Status of the Scheme	Total Cost (F.E.C.)	Estimated Expenditure up to June, 1985	Revised Estimates for 1985-86	Allocation for 1986-87		
					Total ADP	Foreign Exchange Component	
						Own Resources	Foreign Aid
1	2	3	4	5	6	7	8
288.	Development of Garden, Baluchistan University (App.).	0.805	0.500	0.305	—	—	—
289.	Construction of Gymnasium, Baluchistan University, (App.).	2.787	2.748	0.039	—	—	—
290.	Development of Hostel, Baluchistan University, (App.).	14.933	11.937	3.000	—	—	—
291.	Construction of Main Library, Baluchistan University, (App.).	11.394 (1.000)	10.258	1.136	—	—	—
292.	Estt. of Pharmacy Deptt. (App.).	19.700	6.500	1.000	4.296	—	—
293.	Const. of Girls Hostel under PM's Directive (Un-App.).	8.000	—	—	2.577	—	—
Total (Baluchistan University)				9.339	6.873	—	—
Quaid-i-Azam University							
294.	National Institute of Historical & Culture Research Islamabad, (App.).	4.935	4.262	0.500	0.063	—	—
295.	Development of Quaid-i-Azam University (Phase-II), (Un-App.).	263.934 (26.003)	131.934	18.005	20.619	—	9.000
Total (Quaid-i-Azam University)				18.505	20.682	—	9.000
A.J.K. University							
296.	Estt. of AJK University, (App.).	60.250	38.459	13.500	10.121	—	—
297.	Immediate needs of A.J.K. University, (App.).	8.300	—	—	0.859	—	—
Total (A.J.K. University)				13.500	10.980	—	—
Allama Iqbal Open University							
298.	Development of Allama Iqbal Open University (App.).	153.900 (48,900)	92,328	7.000	11.169	—	—
299.	Computer & consultants, UK/ODA Assistance (Phase-III), (App.).	8.085 (7.340)	—	—	3.939	—	3.939
300.	Regional Institute for Complementary Education (RICE), (Un-App.).	183.073 (141.564)	—	—	0.086	—	—
Total (AIO University)				7.000	15.194	—	3.939
Islamic University							
301.	Esstt. of Islamic University. (App.).	67.045	10.000	4.000	8.374	—	—
302.	Institute of Dawah, (App.).	19.920 (1.000)	0.430	3.400	8.374	—	—
303.	Institute of Islamic Economics (Un-App.).	10.000	—	—	1,000	—	—
Total (Islamic University)				7.400	17.748	—	—

(Million Rupees)

Sl. No.	Name, Location and Status of the Scheme	Total Cost (F.E.C.)	Estimated Expenditure up to June, 1985	Revised Estimates for 1985-86	Allocation for 1986-87		
					Total ADP	Foreign Exchange Component	
						Own Resources	Foreign Aid
1	2	3	4	5	6	7	8
Women University							
304.	Women University, (Un-App.)	20.000	—	—	0.430	—	—
Total (Women University) ..				—	0.430	—	—
University Grants Commission							
305.	Workshop facilities for Science Department, UGC (App.).	4.750 (3.000)	2.459	2.291	—	—	—
306.	Dev. of Area Study Centre for South Asia Punjab University, Lahore, (App.)	2.873 (1.146)	2.573	0.800	—	—	—
307.	Development of Area Study Centre for East Asia University of Sind, Jamshoro (App.).	2.873 (1.500)	2.339	0.534	—	—	—
308.	Development of Pakistan Study Centre, University, of Punjab, Lahore (App.)	0.720	0.586	0.384	—	—	—
309.	Expansion & Development of Existing facilities in U.G.C. (App.).	0.880	—	0.880	—	—	—
310.	Dev. of Centre of Excellence in Solid State Physics, Punjab University Lahore (App.)	39.405 (29.952)	37.405	2.000	—	—	—
311.	Purchase of Journals, (App.)	0.800	—	0.700	0.086	—	—
312.	Expansion and Development of NAHE, (App.).	14.577 (0.850)	11.137	1.500	1.657	—	—
313.	Purchase of Scientific Journals and Book volumes (App.).	1.638	—	1.000	0.515	—	—
314.	Support for Scientific Talant, (App.) ..	6.580	—	1.500	1.718	—	—
315.	Research Grant to Teachers/Universities (App.).	8.646	—	—	0.859	—	—
316.	Development of Curricula at Graduate & Post Graduate Level. (App.).	2.885	—	0.500	0.430	—	—
317.	Renovation and Repair of Educational Complex at Khanspur (App.).	3.502	—	0.500	1.289	—	—
318.	Establishment of U.G.C. Residential Office at Karachi (App.).	3.625	—	0.500	0.859	—	—
319.	Provision of Computer facilities and training in Universities, (Un-App.).	10.000	—	1.000	0.859	—	—
320.	Exchange Programmes (Linkages with Foreign Universities), (App.).	5.000 (1.904)	2.000	0.500	0.859	—	—
321.	Upgradation of Science Laboratories, (App.).	29.900	—	—	4.296	—	—
322.	Development of Centre of Excellence in Geology University of Peshawar, (App.).	12.464	7.330	2.000	1.289	—	—
323.	Centre of Excellence in Water Resource Engg. University Lahore, (App.).	26.613 (11.125)	10.405	3.500	3.007	—	—
324.	International Post Graduate Course on Water Resource Management Through UNESCO. (App.).	6.480 (6.480)	—	—	3.074	—	3.074

(Million Rupees)

Sl. No.	Name, Location and Status of the Scheme	Total Cost (F.E.C.)	Estimated Expenditure up to June, 1985	Revised Estimates for 1985-86	Allocation for 1986-87			
					Total ADP	Foreign Exchange Component		Foreign Aid
						Own Resources		
1	2	3	4	5	6	7	8	
325.	Development of Centre of Excellence in Marine Biology University of Karachi, (Phase-II), (App.).	8.741 (5.227)	—	2.000	1.289	—	—	
326.	Development of Centre of Excellence in Physical Chemistry University of Peshawar, (Un-App.).	25.736 (11.120)	7.486	2.000	1.289	—	—	
327.	Development of Centre of Excellence in Mineralogy University of Baluchistan Quetta. (App.).	28.218 (21.194)	5.850	2.000	1.289	—	—	
328.	Development of Centre of Excellence in Analytical Chemistry University of Sind Jamshoro, (Rev. Un-App.).	77.900 (48.570)	7.510	—	0.172	—	—	
329.	Development of Centre of Excellence in Solid State Physics, Punjab University Lahore (Phase-II), (Un-App.).	7.030 (5.030)	—	—	0.086	—	—	
330.	Study of Cognitive & Personality Variable N.I.P. Islamabad, (App.).	2.954	1.347	0.400	0.430	—	—	
331.	Estt. & Strengthening of Test Dev. & Research Unit of N.I.P. Islamabad, (App.).	2.287	0.871	0.300	0.430	—	—	
332.	Improvement and strengthening of Centre of Excellence in Psychology, (App.).	5.114	—	—	0.511	—	—	
333.	Development of Pakistan Study Centre Quaid-i-Azam University Islamabad, (App.).	2.013 (0.203)	0.622	0.391	0.601	—	—	
334.	India Study Cell/Area Study Centre Punjab University Lahore, (App.).	2.520 (0.300)	—	0.500	1.289	—	—	
335.	Development of Area Study Centre for Europe University of Karachi, (App.).	2.873 (1.070)	1.958	0.914	0.010	—	—	
336.	Development of Area Study Centre for Middle East and Asia University of Baluchistan Quetta, (App.).	2.873	1.846	1.020	0.006	—	—	
337.	Development of Area Study Centre for Central Asia University of Peshawar, (App.).	3.751	2.973	0.321	0.393	—	—	
338.	Development of Area Study Centre for Africa North & South America, Quaid-i-Azam University Islamabad, (App.).	5.943 (0.666)	2.873	0.200	1.289	—	—	
339.	Teacher development sandwich programme, (App.).	3.962	—	—	0.744	—	—	
340.	Construction of Pandharvin Hijri Yadgar (Hijra Manzil), (App.).	4.993	—	—	1.188	—	—	
341.	Pre and In-service Training for College and University Teachers, (App.).	1.526	—	—	0.430	—	—	
342.	Production of Monographs on selected topics (Un-App.).	4.400	—	—	0.430	—	—	
343.	Seminars and Conferences on different subjects in Universities, (App.).	0.577	—	—	0.430	—	—	
344.	Exchange Programme between local Universities (App.).	3.050	—	0.500	0.172	—	—	
Total (U.G.C.)				30.635	33.285	—	3.074	
Total (University Education)				218.393	252.000	—	48.476*	
Total Ministry of (Education)				696.013	906.353	63.374	97.856	

*Scheme wise break down is not available.

(Million Rupees)

Sl. No.	Name, Location and Status of the Scheme	Total Cost (F.E.C.)	Estimated Expenditure up to June, 1985	Revised Estimates for 1985-86	Allocation for 1986-87		
					Total ADP	Foreign Exchange Component	
						Own Resources	Foreign Aid
1	2	3	4	5	6	7	8
B. ESTABLISHMENT DIVISION							
I. N.I.P.A. Karachi							
<i>(On-going)</i>							
345.	Const. of New Admn Block (App).	O. 3.530	1.700	1.727	1.903	—	—
		R. 5.330					
346.	Extension of Hostel (Revised/App)	1.210	0.640	0.535	—	—	—
347.	Provision of Air-Conditioning Facilities in Main Block (Un-App).	O. 0.660	0.561	0.090	0.257	—	—
		R. 0.911					
348.	Furnishing of new Admn. Block, 2, classrooms and library. (App)	0.600	—	0.563	0.037	—	—
349.	Const. of Compound wall, main workshop and Chowkidar post etc. (App).	0.893	—	0.838	0.055	—	—
350.	Airconditioning of Library (App) ..	0.825	—	0.775	0.050	—	—
	<i>(New)</i>						
351.	Const. of Hostel Block, Game Facilities and Waterproofing etc. at NIPA Campus (U-App)	7.343	—	—	2.074	—	—
	Total (NIPA Karachi) ..			4.528	4.376	—	—
II. N.I.P.A. Lahore							
<i>(On-going)</i>							
352.	Strengthening and Expansion of NIPA, Lahore (App).	9.844	1.930	—	2.966	—	—
III. Sectt. Training Institute Rawalpindi							
<i>(On-going)</i>							
353.	Const. of New building at Islamabad (App).	8.600	3.500	5.100	—	—	—
IV. Civil Service Academy, Lahore							
<i>(On-going)</i>							
354.	Const. of Lecture Hall at Walton Campus (App)	4.660	3.660	1.000	—	—	—
355.	Const. of Library at Old Campus (App)	2.053	0.700	1.000	0.500	—	—
356.	Const. of male probation's hostels (App)	8.005	—	4.000	4.700	—	—
357.	Const. of 4 housing units at Old Campus (App)	3.748	—	1.600	2.500	—	—
358.	Const. of boundary wall, squash courts, 4 garages, etc. (App)	1.989	—	1.913	0.076	—	—
<i>(New Schemes)</i>							
359.	Const. of Hostel bath rooms, water proofing of rooms etc. at Walton Campus (App)	1.948	—	—	1.000	—	—
360.	Renovation of staff quarters at both campuses (App).	1.325	—	—	0.700	—	—
361.	Const. of new building at Islamabad (App)	—	4.800	0.300	0.100	—	—
362.	Installation of tubewell in Old Campus (App).	0.700	—	0.700	0.400	—	—
	Total (CSA Lahore) ..			10.513	9.976	—	—

(Million Rupees)


Sl. No.	Name, Location and Status of the Scheme	Total Cost (F.E.C.)	Estimated Expenditure up to June, 1985	Revised Estimates for 1985-86	Allocation for 1986-87			
					Total ADP	Foreign Exchange Component		
						Own Resources	Foreign Aid	
1	2	3	4	5	6	7	8	
V. Pak Admn. Staff College, Lahore								
<i>(On-going)</i>								
363.	Const. of 12 additional rooms in B-Block Hostel of Staff College (Un-app.).	1.750	—	1.750	—	—	—	
364.	Extension and renovation of C. Block Hostel of staff College (Un-app.).	1.950	—	0.750	1.200	—	—	
<i>(New Schemes)</i>								
365.	Installation of 56 window type airconditioners in the hostel of Staff College (App.).	1.558	—	1.600	—	—	—	
366.	Purchase of four 3-4 bed room flat from LDA Lahore (Un-app.).	2.400	—	—	2.000	—	—	
367.	Replacement of Office block airconditioning Unit (Un-app.).	1.449	—	—	0.700	—	—	
Total (PASC, Lahore).					4.100	3.900	—	—
VI. Pak Academy for Rural Dev. Peshawar.								
<i>(On-going)</i>								
368.	Extension of Office and residential buildings in PARD. (Un-app.)	4.690	2.000	1.800	0.779	—	—	
VII. NIPA, Quetta								
369.	Improvement/enovation in the newly acquired building. (App.).	9.896	2.000	4.200	2.680	—	—	
VIII. National Police Academy, Islamabad								
370.	Construction of NIPA building at Islamabad (Un-approved).	—	—	1.000	0.077	—	—	
Total (Establishment Div)					31.241	25.383	—	—
C. CABINET DIVISION								
371.	Upgradation and Modernization of Computer facilities of Pakistan Computer Bureau, Islamabad (App.).	28.941 (3.938)	3.830	21.230	3.250	—	—	
Total (Cabinet Division)					21.230	3.250	—	—
D. PLANNING & DEV. DIVISION								
372.	Establishment of District Statistical Cells for the collection of Educational Statistics.	22.486	—	—	2.386	—	—	
373.	In-service Training in Project Planning and Management.	0.811	0.259	0.259	0.276	—	—	
374.	Upgradation of Dr. Jawaid Azfar Computer facilities.	9.987 (9.312)	—	—	9.987	—	9.312 (IDA)	

(Million Rupees)

Sl. No.	Name, Location and Status of the Scheme	Total Cost (F.E.C.)	Estimated Expenditure up to June, 1985	Revised Estimates for 1985-86	Allocation for 1986-87		
					Total ADP	Exchange Component	
						Own Resources	Foreign Aid
1	2	3	4	5	6	7	8
375.	Micro Computers facilities for programming section.	0.500	—	—	0.500	—	—
376.	Economic Research Programme	—	—	3.000	5.000	—	—
377.	Household food security study	1.040 (1.040)	—	0.416	0.624	—	0.624 (USAID)
378.	Research Training and consultancy funds (Projects Wing).	—	—	—	3.000	—	—
Total (Planning Div).				3.675	21.773	—	9.936
E. STATISTICS DIVISION							
379.	National Household Survey Capability Programme (App.).	53.100 (53.100)	—	4.500	7.900	—	7.900
380.	Pakistan Institute of Statistical Training and Research, Islamabad (App.).	10.450	0.878	0.878	2.931	—	—
Total (Statistics Div).				5.378	10.831	—	7.900
F. INTERIOR DIVISION							
381.	Registration, I & P.	—	—	—	0.921	—	—
G. KA & NA DIVISION :							
	(i) Azad Kashmir	—	—	—	72.275	—	—
	(ii) Northern Areas	—	—	—	10.475	—	—
Total (AK & NA Division)				—	82.750	—	—
H. S & FR DIVISION :							
	(i) FATA	—	—	—	149.019	2.000	—
Total (S & FR Division)				—	149.019	2.000	—
Total—EDUCATION AND TRAINING				922.385	1200.280	65.374	115.692

HEALTH AND NUTRITION

(143-144)



HEALTH AND NUTRITION
(Abstract)

(Million Rupees)

Sl. No.	Sub-sector	Allocation for 1986-87	Foreign Exchange Component		
			Total	Own Resources	Foreign Aid
1	2	3	4	5	6
1.	Hospitals	125.521	44.550	34.550	10.000
2.	Health Manpower	246.202	59.469	32.000	27.469
3.	Preventive Programmes	242.848	117.164	3.657	113.507
4.	Rural Health	25.000	25.000	—	25.000
5.	Nutrition	41.663	14.000	—	14.000
6.	Others	28.554	3.775	—	3.775
7.	Special Areas	121.235	—	—	—
Total (Health and Nutrition) ..		831.023	263.958	70.207	193.751

THE UNIVERSITY OF MICHIGAN

ANN ARBOR

Dear Sir:

I have the honor to acknowledge the receipt of your letter of the 14th inst. in relation to the above matter.

I am sorry that I cannot give you a more definite answer at this time, but the matter is being considered by the appropriate authorities.

I am, Sir, very respectfully,
Yours truly,
[Signature]

HEALTH AND NUTRITION

(Million Rupees)

Sl. No.	Name, Location and Status of the Scheme	Total Cost (F.E.C.)	Estimated Expenditure up to June, 1985	Revised Estimates for 1985-86	Allocation for 1986-87		
					Total ADP	Foreign Exchange Component	
						Own Resources	Foreign Aid
1	2	3	4	5	6	7	8
A. HEALTH DIVISION							
I. Hospital Beds							
1.	Nuclear Medical Centre, Islamabad (Approved)	58.000 (28.624)	55.111	—	2.528	—	—
2.	Post-graduate Medical Centre Brain Research Centre, Kidney Centre, and OBGYN, (Un-App.)	500.000 (200.000)	1.300	0.200	0.175	—	—
3.	Emergency and allied Services (Un-Approved)	500.000 (200.000)	—	—	9.375	—	—
4.	National Inst. of heart diseases, Rawalpindi, (Un-Approved)	138.160 R. 250.000 (90.000)	51.000	12.277	38.070	20.000	—
5.	National Inst. of Cardiovascular diseases, Karachi (App.)	31.984 (21.314)	—	6.000	15.000	10.000	—
6.	Improvement of C.G.P.C., Islamabad (Un-Approved).	50.000 (10.000)	—	4.500	5.000	—	—
7.	Accupuncture Treatment and Research Project, C.G.P.C., Islamabad (Qproved)	0.674 (0.334)	0.250	0.141	0.200	—	—
8.	Construction of doctors hostel J.P.M.C., Karachi (Approved.)	14.051	6.120	8.200	1.000	—	—
9.	Construction of Residential flats J.P.M.C., Karachi, (App.)	14.463	14.033	—	0.430	—	—
10.	Construction of compound Wall J.P.M.C., Karachi (Revised Un-App.)	1.190	1.500	1.000	0.100	—	—
11.	Improvement of J.P.M.C, Karachi (Revised) (Un-Approved).	6.000	3.000	3.000	4.000	—	—
12.	Preparation and Implementation of Master Plan, J.P.M.C., Karachi (Un-Approved).	500.000 (200.000)	—	1.000	1.000	—	—
13.	Construction of office and residential accommodation for civil Surgeon dispensary Quetta. (Approved).	4.704	5.633	—	—	—	—
14.	Air-conditioning of Thyber Teaching Hospital, Karachi. (Approved).	27.190 (13.090)	15.286	7.277	7.100	3.200	—
15.	Cantt. General Hospital, Quetta. (Un-App.).	50.000 (10.000)	—	—	1.000	—	—
16.	Cont. of Residential Suite residence etc. Miscellaneous Work of Hospital Complex Islamabad (Un-Approved).	10.000	—	—	1.000	—	—
17.	National Institute of Cardio Vascular diseases, Karachi Phase-II (Un-Approved.)	139.571 (115.571)	—	—	10.000	—	10.000 (Japan)
18.	National Institute of Chest Diseases and Tuberculosis 100 beds, Rawalpindi (Un-app.)	67.177 (4.693)	—	—	1.000	—	—

(Million Rupees)

Sl. No.	Name, Location and Status of the Scheme	Total Cost (F.E.C.)	Estimated Expenditure up to June, 1985	Revised Estimates for 1985-86	Allocation for 1986-87			
					Total ADP	Foreign Exchange Component		Foreign Aid
						Own Resources		
1	2	3	4	5	6	7	8	
19.	Construction of Maternity block at Sub-centre, G-6/1-4, Islamabad (Un-Approved).	4.290	—	—	4.290	—	—	
20.	Construction of Ward at Sub-Centre G-7/3-4, Islamabad (Un-Approved).	0.550	—	—	0.550	—	—	
21.	Radio Paging System Central Government Polyclinic, Islamabad (Un-Approved).	0.820	..	—	0.820	—	—	
22.	Construction of doctors and nurses hostel, C.G.P.C, Islamabad (Un-Approved).	5.600	—	—	2.500	—	—	
23.	Providing and installing secondary gas equipment for oxygen, nitrous oxide and vaccum system N.I.C.H, JPMC, Karachi (Approved).	2.760	—	—	2.760	—	—	
24.	Providing and installing additional boiler for sterilization, JPMC, Karachi (Approved).	1.534	—	—	1.534	—	—	
25.	ENT diagnostic equipment, JPMC, Karachi (Approved).	1.870	—	—	1.870	—	—	
26.	Commissioning of operation theatre JPMC, Karachi (Approved.)	7.769	—	—	7.769	—	—	
27.	Replacement of cobalt source of Institute of radiotherapy JPMC, Karachi (Un-Approved).	1.450	—	—	1.450	1.350	—	
28.	National Centre, for registry, information, investigation, transfer and research for poisoning, JPMC, Karachi (Un-Approved).	6.226	—	—	1.000	—	—	
29.	Construction of Civil Surgeon dispensary, Peshawar (Un-Approved).	6.833	—	—	2.000	—	—	
30.	Zanana Hospital, D.I. Khan (Un-Approved).	25.000 (5.000)	—	—	2.000	—	—	
Total (Hospital Beds) ..					43.595	125.521	34.550	10.000
II. Medical Education								
31.	College of Nursing and Paramedical Institute, Islamabad (Approved).	54.500 (52.700)	—	23.000	20.000	—	19.000 (Japan)	
32.	Construction of College of Physicians and Surgeons, Karachi (Approved).	29.200 (4.000)	23.933	4.944	0.500	—	—	
33.	Federal Nursing Programme (App.)	14.750 (14.750)	—	—	4.000	—	4.000 (ADB)	
34.	Health Manpower Training in Management (Un-Approved).	9.500 (1.500)	—	—	1.000	—	1.000	
35.	Extension of School of Medical Technology NIH, (Approved).	10.684 (4.704)	—	7.304	3.469	—	3.469	
36.	Ayub Medical College Abbottabad, Phase-I and II (Approved).	820.438 (133.823)	207.934	108.000	132.867	32.000	—	
37.	Bolan Medical College	—	380.000	3.000	84.366	—	—	
Total (Medical Education)					146.248	246.202	32.000	27.469

(Million Rupees)


Sl. No.	Name, Location and Status of the Scheme	Total Cost (F.E.C.)	Estimated Expenditure up to June, 1985	Revised Estimates for 1985-86	Allocation for 1986-87		
					Total ADP	Foreign Exchange Component	
						Own Resources	Foreign Aid
1	2	3	4	5	6	7	8
III. Preventive Programme							
38.	Malaria Control Programme (Un-App.)	656.320 (569.480)	363.270	129.395	90.000	—	82.000
39.	DPT vaccine Production Laboratory, NIH, Islamabad, (Approved).	64.026 (52.811)	—	5.000 ✓	24.294	—	18.521 Dutch Aid
40.	Construction of HDC rabies vaccine Laboratory NIH Islamabad, (Approved).	87.292 (58.440)	5.701	48.200 ✓	25.000	—	3.347 CIDA
41.	Extension of animal house NIH, Islamabad (Approved.)	11.754 (0.700)	0.020	5.411 ✓	6.300	—	—
42.	Dialysis and Special fluid preparation Laboratory NIH, Islamabad (Approved).	7.155 (3.125)	—	5.002 ✓	2.150	1.150	—
43.	Establishment of meseales vaccine production Laboratory NIH, Islamabad (Approved).	52.000 (39.000)	46.985	2.000 ✓	1.000	—	—
44.	A.H.P. and normal EBI ORS and TBAS training (1986—88) (Approved).	258.886	—	80.550	58.368	—	—
45.	Quality control department for bacterial and viral vaccines, NIH, Islamabad (Approved).	13.821 (1.507)	—	4.500 ✓	9.320	1.507	—
46.	Hostel accommodation for male officers NIH Islamabad (Un-Approved).	4.000	—	0.100	3.900	—	—
47.	Oral polio—vaccine production Laboratory NIH, Islamabad (Revised Un-Approved).	8.500 (2.957)	3.974	9.000	1.500	—	—
48.	Improvement of Immunology and Establishment of tissue typing Laboratory NIH Islamabad (Approved).	5.150 (4.500)	—	—	0.500	—	—
49.	Construction of residential accommodation for sea port health office, Karachi. (Revised-Un-Approved).	5.737	3.797	0.426	1.000	—	—
50.	Strengthening drug control and Research Division N.I.H., Islamabad (Un-Approved).	28.235 (5.070)	—	—	1.000	—	—
51.	Extension of electro-medical repair workshop N.I.H., Islamabad. (Un-Approved).	10.000 (4.000)	—	—	1.000	—	—
52.	Hostel accommodation for female officers N.I.H. Islamabad (Un-Approved).	4.000	—	—	1.000	—	—
53.	Communication/motivation support for AHP, N.I.H. Islamabad (Un-Approved).	30.569 (28.886)	—	—	10.200	—	9.639
54.	Improvement of NIH, phase-IV, Islamabad (Un-Approved).	3.000	—	—	1.000	—	—
55.	Addition and alteration in UNICEF store for accommodating control drugs Lb. N.I.H., Islamabad (Un-Approved).	3.229	—	—	1.000	—	—
56.	Extension of stable N.I.H., Islamabad (Un-App.)	5.000	—	—	1.000	—	—

(Million Rupees)

Sl. No.	Name, Location and Status of the Scheme	Total Cost (F.E.C.)	Estimated Expenditure up to June, 1985	Revised Estimates for 1985-86	Allocation for 1986-87			
					Total ADP	Foreign Exchange Component		Foreign Aid
						Own Resources	Foreign	
1	2	3	4	5	6	7	8	
57.	Purchase of OTTO HANSEL GMBH SACHET packing machine with accessories, N.I.H. Islamabad (Un-Approved).	1.000 (1.000)	—	—	1.000	1.000	—	
58.	Extension of existing building of isolation hospital, airport, Karachi (Un-Approved.)	1.124	—	—	1.124	—	—	
59.	Addition/Alteration in existing building of airport health office, Karachi (Un-Approved.)	0.192	—	—	0.192	—	—	
60.	Construction of residential accommodation for airport medical staff, Karachi (Un-App.)	2.308	—	—	1.000	—	—	
Total (Preventive Programme)					289.584	242.848	3.657	113.507
IV. Rural Health Programme								
61.	Primary Health Care Project (Approved)	275.000 (275.000)	50.000	25.000	25.000	—	25.000 USAID	
Total (Rural Health Programme)					25.000	25.000	—	25.000
V. Nutrition								
62.	Goitre Control Programme, NIH, Islamabad (Un-Approved).	18.320 (10.000)	—	—	5.000	—	—	
63.	Joint Nutrition Support Programme (Un-app.)	125.000 (100.000)	—	—	4.224	—	3.000 (WHO/ UNICEF)	
64.	Construction of office and Ware house for WFP, Karachi (Revised Un-App.)	5.833	4.830	—	1.003	—	—	
65.	Strengthening of World Food Programme Evaluation (Un-Approved.)	1.200	1.200	—	1.200	—	—	
66.	Food quality Control Project Strengthening National Food varieties, NIH, Islamabad. (Un-Approved).	7.800	—	—	1.000	—	—	
Total (Nutrition)					—	12.427	—	3.000
VI. Disabled Programme								
67.	Orthoprosthetic Services (Un-Approved)	100.000 (30.000)	—	—	0.875	—	—	
Total (Disabled)					—	0.875	—	—
VII. Traditional Medicine								
68.	Traditional Medicine Research Institute (Un-Approved).	100.000 (10.000)	—	—	0.437	—	—	
Total (Traditional Medicine)					—	0.437	—	—
VIII. Miscellaneous								
69.	Mobile Dispensaries (Un-approved).	20.000	—	—	0.875	—	—	
70.	C. T. Scanners for Quetta (Un-approved).	20.000 (17.000)	—	—	1.750	—	—	
71.	Strengthening of Laboratories & extension of OPD, Children Hospital, Islamabad. (Un-Approved).	10.000	—	—	0.793	—	—	
72.	Lump Provisi on	—	—	—	10.000	—	—	
Total (Miscellaneous)					—	13.418	—	—
Total (Health Division)					504.427	666.728	70.207	178.976


(Million Rupees)

Sl. No.	Name, Location and Status of the Scheme	Total Cost (F.E.C.)	Estimated Expenditure upto June, 1985	Revised Estimates for 1985-86	Allocation for 1986-87			
					Total ADP	Foreign Exchange Component		Foreign Aid
						Own Resources		
1	2	3	4	5	6	7	8	
B. PLANNING DIVISION								
73.	Nutrition Co-ordination Policy Planning Evaluation (Un-approved).	39.860		3.30	4.000	—	—	
74.	Joint Nutrition Support Programme	100.000 (75.000)	..	—	25.236	—	11.000	
Total (Planning Division)					3.360	29.236	—	11.000
D. INTERIOR DIVISION								
75.	Establishment of three RHCs and 12 Basic Health units, (Revised Un-app).	O. 14.208 R. 41.335	17.356	3.379	8.500	—	—	
76.	Treatment and Rehabilitation of Drug Dependents	—	—	1.588	5.324	—	3.775	
Total (Interior Division)					4.967	13.824	—	3.775
E. AK & NA DIVISION								
(i)	AZAD KASHMIR	—	—	—	63.275	—	—	
(ii)	NORTHERN AREAS	—	—	—	9.310	—	—	
Total (AK & NA Division)					—	72.585	—	—
F. S & FR DIVISION								
(i)	FATA	—	—	—	48.650	—	—	
Total (S & FR Division)					—	48.650	—	—
Total—HEALTH AND NUTRITION					614.745	831.023	70.207	193.751



CULTURE, SPORTS AND TOURISM

(153-154)



CULTURE, SPORTS AND TOURISM

(Abstract)

(Million Rupees)

Sl. No.	Sector	A.D.P. 1986-87	Foreign Exchange Component		
			Total	Own Resources Foreign Aid	
1	2	3	4	5	6
1.	Archaeology and Archives	33.985	3.680	0.680	3.000
2.	Sports	46.059	8.787	8.787	—
3.	Tourism	35.274	10.930	—	10.930
	(PTDC)	(7.450)	—	—	—
Total (Culture, Sports and Tourism) ..		115.318	23.397	9.467	13.930

10

11

12

13

14

15

16

17

18

19

20

21

22

23

24

25

26

27

28

29

30

31

32

33

34

35

36

37

38

39

40

41

42

43

44

45

46

47

48

49

50

51

52

53

54

55

56

57

58

59

60

61

62

63

64

65

66

67

68

69

70

71

72

73

74

75

100

100

100

100

100

100

100

100

CULTURE, SPORTS AND TOURISM

(Million Rupees)

Sl. No.	Name, Location and Status of the Scheme	Total Cost (F.E.C.)	Estimated Expenditure upto June, 1985	Revised Estimates for 1985-86	Allocation for 1986-87			
					Total ADP	Foreign Exchange Component		
						Own Resources	Foreign Aid	
1	2	3	4	5	6	7	8	
A. CULTURE SPORTS AND YOUTH AFFAIRS DIVISION								
I. Archaeology and Archives Sector :								
<i>(On-going Schemes)</i>								
1.	Restoration and Renovation of Flag Staff House, Karachi (App.)	18.666 (2.391)	6.107	2.657	4.000	—	—	
2.	Building Project for National Archives of Pakistan (App.)	41.443 (9.648)	20.590	17.000	3.853	0.500	—	
3.	Extension of National Museum of Pakistan (App.)	5.010 (0.180)	1.600	2.109	1.301	0.180	—	
4.	Preservation and Restoration of Shalimar Garden, Lahore (App.)	15.000	13.196	0.877	0.800	—	—	
5.	Preservation and Restoration of Lahore Fort (App.)	48.490	12.270	0.886	0.500	—	—	
6.	Master Plan for the Preservation of Moenjodaro (App.)	120.000 (15.815)	44.771	18.000	17.183	—	—	
7.	Preservation of Wazir Khan's Baradari (App.)	4.200	—	0.435	0.500	—	—	
8.	Establishment of Museum of Pakistan Heritage at Islamabad (Un-App.)	250.000 (50.001)	—	0.866	0.531	—	—	
9.	Construction of Quaid-e-Azam Academy's Building (Un-App.)	53.000 (9.000)	2.872	0.886	0.500	—	—	
10.	Re-organization of Taxila Museum (App.)	6.273 (3.000)	—	2.655	3.617	—	3.000 (Japan)	
Total (On-going) ..					46.371	32.785	0.680	3.000
<i>(New Schemes)</i>								
11.	Conversion of Ziarat Residency as National Monument (Un-App.)	8.000	—	—	0.400	—	—	
12.	Development of Archives Museum and conservation of Umerkot Fort (Un-app.)	—	—	—	0.400	—	—	
13.	Establishment of Museum at Mansura, Sanghar	—	—	—	0.400	—	—	
Total (New) ..					—	1.200	—	—
Total (Archaeology and Archives)					46.371	33.985	0.680	3.000
II. Sports Sector								
<i>(On-going)</i>								
14.	Establishment of National Sports Training and Coaching Centre at Quetta (App.)	8.300	7.440	1.535	0.297	—	—	
15.	Establishment of National Sports Training and Expansion of Peshawar Stadium (App.)	16.423	5.000	8.385	5.061	—	—	
16.	Indoor Gymnasium Hall, Rawalpindi (Revised) (App.)	8.282	4.425	0.953	1.218	—	—	

(Million Rupees)

Sl. No.	Name, Location and Status of the Scheme	Total Cost (F.E.C.)	Estimated Expenditure up to June, 1985	Revised Estimates for 1985-86	Allocation for 1986-87		
					Total ADP	Foreign Exchange Component	
						Own Resources	Foreign Aid
1	2	3	4	5	6	7	8
		O-37.000					
17.	National Hockey Stadium Nishtar Park/ Qaddafi Stadium, Lahore (App.)	R-79.000 (11.000)	21.706	9.220	8.787	8.787	—
18.	Extension of National Stadium at Karachi Phase-I (App.)	22.915	10.000	6.316	4.599	—	—
19.	Provision of sports Hostel at National Sports Training & Coaching Centre, Quetta (App.)	6.600	—	3.355	3.885	—	—
20.	Construction of Sports Stadium at Nawab- shah (App.)	6.824	—	1.250	1.250	—	—
21.	Construction of Sports Stadium at Shikarpur (App.)	5.919	—	1.250	1.250	—	—
22.	Construction of Sports Stadium at Bannu	7.000	—	5.000	1.000	—	—
23.	Swimming Pool Complex at Islamabad Sports Complex (Un-App.)	70.000 (10.500)	—	2.516	8.000	—	—
	Total (On-going)			39.780	35.347	8.787	—
	(New Schemes)						
24.	Provision of Squash Courts and Tennis at National Sports Training and Coaching Centre Lahore (App.)	2.496	—	—	2.325	—	—
25.	Development of National Sports Training & Coaching Centre at Karachi and Lahore Con- struction of Gymnasium Hall at National Sports Training & Coaching Centre Lahore (Revised Un-App.)	10.000	—	—	0.100	—	—
26.	Construction of Sports Stadium at Sibbi (App.)	5.000	—	1.843	2.000	—	—
27.	Construction of Sports Stadium at Muzaffara- bad (App.)	5.535	—	—	2.000	—	—
28.	Equestrian Facilities at Pakistan Sports Com- plex, Islamabad.	18.422	—	—	0.100	—	—
29.	Cricket Stadium at Rawalpindi	—	—	—	4.187	—	—
	Total (New)			1.843	10.712	—	—
	Total (Sports)			41.623	46.059	8.787	—
	Total (Culture, Sports and Youth Affairs Division)			87.994	80.044	9.467	3.000

(Million Rupees)

Sl. No.	Name, Location and Status of the Scheme	Total Cost (F.E.C.)	Estimated Expenditure up to June, 1985	Revised Estimates for 1985-86	Allocation for 1986-87		
					Total ADP	Foreign Exchange Component	
						Own Resources	Foreign Aid
1	2	3	4	5	6	7	8
B. TOURISM DIVISION							
I. Ministry's Schemes							
<i>(On-going Schemes)</i>							
30.	Malam Jabba Resort, Swat (App.)	44.620 (17.120)	18.930	13.640	19.000	—	10.930 (Austria)
31.	Institute of Tourism & Hotel Management, Karachi (App.)	32.560 (14.230)	4.770	1.000	2.500	—	—
32.	Tourists Lodges Chakwal & Kallar Kahar (App.) (Fed Share)	3.980	0.200	0.3200	1.000	—	—
33.	Development of Hiran Minar, Sheikhpura, (App.) (Fed Share)	3.850	0.100	0.180	0.600	—	—
34.	Tourist Accommodation in Azad Kashmir (Fed Condt) (App.)	6.280	0.200	0.400	1.058	—	—
35.	Development of Lal Sohanna Park, Bahawalpur (App.)	5.990	0.200	0.500	0.666	—	—
36.	Rest House at Naran, Kalam, Mian-Dam N.W.F.P.	5.570	0.100	0.120	—	—	—
37.	Camping Site, Kund N.W.F.P.	3.380	0.200	0.810	1.000	—	—
Total (On-going)				16.970	25.824	—	10.930
<i>(New Schemes)</i>							
38.	Kirthar National Park, Sind	8.040	—	—	1.000	—	—
39.	Eight Un-approved Schemes	38.200	—	—	1.000	—	—
Total (New)				—	2.000	—	—
Total (Ministry's Schemes)				16.970	27.824	—	10.930
II P.T.D.C. Schemes							
<i>(On-going Schemes)</i>							
40.	Tourism Accommodation Along KKH at Peshan (App.)	3.123	0.600	1.500	0.189	—	—
41.	Tourist Accommodation at Gilgit (App.)	1.940	0.500	1.200	0.240	—	—
42.	Extension of K-2 Motel Skardu (App.)	2.040	0.500	1.140	0.400	—	—
43.	Renovation of Satpara Motel (App.)	0.447	—	0.250	0.197	—	—
44.	Extension of Motel at Chitral (App.)	1.960	1.560	0.400	—	—	—
45.	Motel at Katas (Near Ghos Saidan Shah) (App.)	2.326	—	1.600	0.700	—	—
46.	Recreational Facilities and Boat Club at Rawal Dam (App.)	0.980	—	1.000	—	—	—
47.	Extension of Tourist Complex Ziarat (App.)	1.834	—	0.860	0.674	—	—

(Million Rupees)

Sl. No.	Name, Location and Status of the Scheme	Total Cost (F.E.C.)	Estimated Expenditure up to June, 1985	Revised Estimates for 1985-86	Allocation for 1986-87		
					Total ADP	Foreign Exchange Component	
						Own Resources	Foreign Aid
1	2	3	4	5	6	7	8
48.	Renovation, Remodelling and Extension of PTDC Motels (App. in principle.)	3.000	—	1.500	1.500	—	—
49.	Tourism Complex at Ayubia (Un-app.)	15.000	—	—	1.000	—	—
50.	Hotel at Hunza (App.)	16.300	0.926	—	—	—	—
	Total (On-going Schemes)			9.450	4.900	—	—
<i>(New Schemes)</i>							
51.	Extension of Motel at Kalam (App.)	3.920	—	—	1.450	—	—
52.	Camp Site at Naran (App.)	3.600	—	—	0.600	—	—
53.	Motel and Roadside Facilities at Khuzdar (App.)	2.520	—	—	0.500	—	—
	Total (New Schemes)			—	2.550	—	—
	Total (P.T.D.C.)			9.450	7.450	—	—
	Total (Tourism Division)			26.420	35.274	—	10.930
	Total—CULTURE, SPORTS AND TOURISM			114.414	115.318	9.467	13.930

MANPOWER AND EMPLOYMENT

(161-162)

100

100


MANPOWER AND EMPLOYMENT

(Million Rupees)

Sl. No.	Name, Location and Status of the Scheme	Total Cost (F.E.C.)	Estimated Expenditure up to June, 1985	Revised Estimates for 1985-86	Allocation for 1986-87		
					Total ADP	Foreign Exchange Component	
						Own Resources	Foreign Aid
1	2	3	4	5	6	7	8
A. MANPOWER DIVISION							
<i>(On-going Schemes)</i>							
1.	NVTP. Phase-I. (Approved)	501.662 (285.513)	383.653	73.584	37.615	—	—
2.	Establishment of Technical Training Centre at Larkana (App.)	13.060	—	1.576	2.500	—	—
3.	Demographic and Social Implication of Temporary Migration of Pakistanis to the Middle East Countries (App.)	3.546 (2.072)	0.100	0.521	0.354	—	—
4.	Development and Utilization of Human Resources Strengthening of database (Being Revised)	41.780 (34.780)	—	—	0.001	—	—
5.	Labour Market Analysis and Reporting System in Pakistan.	9.422 (7.500)	—	0.100	—	—	—
Total (On-going Schemes)			..	75.781	40.470	—	—
<i>(New Schemes)</i>							
6.	NVTP Phase-II	1368.955 (806.069)	—	—	36.430	—	18.034 IDA/UNDP
Total (New Scheme)			..	—	36.430	—	18.034
Total (Manpower Div.)			..	75.781	76.900	—	—
B. LABOUR DIVISION							
<i>(On-going)</i>							
7.	Social Security Pension Schemes (App.)	5.035 (5.035)	3.467	1.320	1.320	—	1.320
Total (Labour Division)			..	1.320	1.320	—	1.320
Total—MANPOWER & EMPLOYMENT			..	77.101	78.220	—	19.354

SPECIAL DEVELOPMENT PROGRAMME FOR WOMEN

(165—166)



SPECIAL DEVELOPMENT PROGRAMME FOR WOMEN
(Abstract)

(Million Rupees)

Sl. No.	Name, Location and Status of the Scheme	Total Cost (F.E.C.)	Estimated Expenditure upto June, 1985	Revised Estimates for 1985-86	Allocation for 1986-87		
					Total ADP	Foreign Exchange Component	
						Own Resources	Foreign Aid
1	2	3	4	5	6	7	8
1.	Federal Capital Area	7.341	—	—	—
2.	Provincial Programmes :						
	(i) Punjab	41.958	—	—	—
	(ii) Sind	20.548	—	—	—
	(iii) N.W.F.P. and FATA	15.910	—	—	—
	(iv) Baluchistan	4.298	—	—	—
3.	Special Areas :						
	(i) Azad Kashmir	2.455	—	—	—
	(ii) Northern Areas	0.909	—	—	—
	Total (Sp. Dev. Prog. for Women)	93.419	8.000	—	8.000*

*The break down of Foreign Aid is not available.

SPECIAL DEVELOPMENT PROGRAMME FOR WOMEN

(Million Rupees)

Sl. No.	Name, Location and Status of the Scheme	Total Cost (F.E.C.)	Estimated Expenditure up to June, 1985	Revised Estimates for 1985-86	Allocation for 1986-87		
					Total ADP	Foreign Exchange Component	
						Own Resources	Foreign Aid
1	2	3	4	5	6	7	8
PUNJAB							
<i>(On-going Schemes)</i>							
1.	Establishment of provincial Coordination Cell in P. & D. Depptt. Govt. of Punjab, Lahore.	3.687	1.472	0.733	0.706	—	—
2.	Establishment of 500 Women Industrial Home Centres in Rural and Urban Areas of the Punjab.	13.424	8.024	1.800	1.800	—	—
3.	Establishment of 78 Women Pilot Centres at IRDP Centre as in Punjab.	9.852	5.961	1.176	1.293	—	—
4.	Introduction of Sericulture amongst women folk in Thal.	7.142	4.094	0.921	1.013	—	—
5.	Establishment of Readymade Garment Training Centres.	2.255	1.262	0.543	0.225	—	—
6.	Hosiery Knitting Centre (Woollen/Cotton) for women at Lahore.	5.530	2.752	0.623	0.931	—	—
7.	Establishment of six Handicraft Dev. Centre at Income Generating Institution in Punjab.	3.438	1.746	1.746	0.651	—	—
8.	Establishment of 6 Handicraft Dev. Centres at Income Generating Institution in Punjab.	3.088	1.319	0.778	0.991	—	—
9.	Establishment of Polytechnic Institute for Women at Faisalabad.	8.108	4.467	1.100	1.210	—	—
10.	Establishment of Polytechnic Institute for Women at Multan.	10.947	7.312	1.099	1.208	—	—
11.	Provision of Female Staff for Training Field Assit. in Servicing Agriculture Training Institute at Sargodha and Rahim Yar Khan.	0.110	0.239	0.052	0.057	—	—
12.	Setting up 4 Technical Training centres for Up-gradation of Skills in rural areas women in barani Tract in D.G. Khan.	5.176	2.9961	0.961	1.057	—	—
13.	Establishment of 18 Day Care Centres in Punjab.	4.794	1.559	0.978	1.075	—	—
14.	Establishment of Legal Aid Centres in Rawalpindi.	0.149	0.048	0.031	0.033	—	—
15.	Establishment 53 Day Care Centres in Punjab.	4.243	1.291	0.984	0.984	—	—
16.	Dental Hygienist Course for Women at Demonstration College of Dentistry, Ravi Road, Lahore.	0.280	0.034	0.082	0.082	—	—
17.	Estab. of 30 day Care Centres in 30 Colleges in Punjab Province.	3.705	1.185	0.618	0.906	—	—

(Million Rupees)

Sl. No.	Name, Location and Status of the Scheme	Total Cost (F.E.C.)	Estimated Expenditure up to June, 1985	Revised Estimates for 1985-86	Allocation for 1986-87		
					Total ADP	Foreign Exchange Component	
						Own Resources	Foreign Aid
1	2	3	4	5	6	7	8
18.	Establishment of 5 New Vocational Institutes for Girls in Punjab.	3.797	1.266	0.765	0.841	—	—
19.	Establishment of Community Hall at Small Towns and Villages of Sargodha and Bahawalpur Divisions.	7.180	4.715	—	0.717	—	—
20.	Establishment of Community Hall at small Towns and Villages of Multan Division.	5.794	4.565	—	0.717	—	—
21.	Establishment of Community Hall at Small Towns and Villages of Rawalpindi and Lahore Divisions.	7.454	5.989	—	0.717	—	—
22.	Estab. of 15 Centres for Secretarial Word and Repair of Domestic Appliances at 10 Centres of Punjab.	5.640	4.700	0.940	0.940	—	—
23.	Requirement of Additional Equipment and Furniture at Shorthand Course being offered by Polytechnic Institute for Women at Lahore.	0.374	0.363	0.011	—	—	—
24.	Construction of 4 Women Centres at Barani Areas	4.005	3.229	0.826	—	—	—
25.	Development and Expansion of Cooperatives Among Female in Punjab Particularly in Rawalpindi and Bahawalpur.	2.521	1.886	0.656	—	—	—
26.	Expansion of Tech : Training Programme for upgradation skill of rural women in Barrani Tracts.	1.871	1.273	0.598	—	—	—
27.	Establishment of 25 Day care Centres in the Pilot Women Centres in Punjab.	1.655	—	0.673	0.496	—	—
28.	Construction of Building for Hostel for Working Women at Bahawalpur.	1.820	—	1.377	0.403	—	—
29.	Construction of Building for Hostel for Working Women at Multan.	1.878	—	1.422	0.416	—	—
30.	Construction of Building for Hostel for Working Women at D. G. Khan.	2.125	—	1.455	0.555	—	—
31.	Construction of Building for Hostel for Working Women at Sargodha.	2.171	—	1.529	0.527	—	—
32.	Training of Village Women Volunteers for Rural Poultry Development in the Punjab.	0.238	—	0.119	0.119	—	—
33.	Women Development Welfare Centres at Lahore.	9.034	—	5.505	1.646	—	—
34.	Training of LHV Midwives in Backward Districts of Punjab.	5.025	—	1.090	2.783	—	—
35.	Provision of Single Room Accomodation to Lday Teachers Working in Female Colleges in Punjab.	3.497	—	3.497	—	—	—
36.	Establishment of Women Hostels at D. H. Qs in Punjab.	4.269	—	4.269	—	—	—

(Million Rupees)

Sl. No.	Name, Location and Status of the Scheme	Total Cost (F.E.C.)	Estimated Expenditure up to June, 1985	Revised Estimates for 1985-86	Allocation for 1986-87		
					Total ADP	Foreign Component	
						Exchange	Own Resources
1	2	3	4	5	6	7	8
37.	Establishment of 8 Day Care Centres at Okara, Chakwal, Kushab, Bhakkar, Khaniwal, Rajanpur, Leiah and Toba Take Singh.	1.308	—	0.495	0.418	—	—
38.	Addition of Readymade Garment Training Centre in the Existing Vocational Training Centre for Women at Mian Chaunnu.	0.425	—	0.380	0.045	—	—
39.	Introduction of Commercial Classes in Female Colleges of Punjab.	0.446	—	0.313	0.133	—	—
40.	Upgradation of Poly Technic Institute for Women in the Existing Vocational Training Centre at Bahawalpur.	3.352	—	1.167	2.185	—	—
41.	Establishment of Legal/Medical Aid for Women in Punjab.	0.384	—	0.078	0.306	—	—
42.	Establishment of 6 Carpet Development cum Training Centres for Ladies in Punjab.	4.302	2.615	0.846	—	—	—
43.	Fatima Jinnah Women Hostel at Education Complex Mian Channu.	0.900	0.450	0.450	—	—	—
44.	Establishment of Legal Aid Centres in Lahore and Multan.	0.232	0.030	0.061	0.068	—	—
45.	Establishment of National Education Training Centre in Lahore.	0.818	0.819	—	—	—	—
46.	Establishment of 289 Women Adult Education Centres in Punjab.	5.997	1.701	1.704	1.074	—	—
47.	Establishment of 3 Day Care Centre in Punjab.	0.840	0.281	0.161	0.186	—	—
48.	Establishment of 400 Women Adult Education Centres in Existing Women Pilot Centres.	4.437	1.467	0.990	0.990	—	—
Total (On-going Schemes)				45.602	30.504	—	—
<i>(New Schemes)</i>							
49.	Construction of Darul Aman at D.G. Khan	2.722	—	—	0.861	—	—
50.	Construction of Building for 10 Pilot Women Centres.	2.000	—	—	0.500	—	—
51.	Establishment of 5 Legal Medical Aid Centres at District Level.	0.150	—	—	0.161	—	—
52.	10 Day care Centre in the Existing Poly Technic Institutes/Vocational Training Institutes in Punjab.	1.000	—	—	0.500	—	—
53.	Establishment of Commercial Classes in the Government Colleges.	6.235	—	—	0.980	—	—
54.	Craft Emporium, Social Welfare Department Multan/Faisalabad.	2.862	—	—	1.000	—	—
55.	Hostel for 25 Students of Government Polytechnic Institute for Women at Multan.	0.469	—	—	0.469	—	—

(Million Rupees)

Sl. No.	Name, Location and Status of the Scheme	Total Cost (F.E.C.)	Estimated Expenditure up to June, 1985	Revised Estimates for 1985-86	Allocation for 1986-87		
					Total ADP	Foreign Component	
						Exchange	Own Resources
1	2	3	4	5	6	7	8
56.	Establishment Working Women Hostels in 10 Districts of the Punjab.	2.648	—	—	1.000	—	—
57.	Introduction of Training for Income Generating Skills in Women's Projects.	1.000	—	—	0.500	—	—
58.	Monitoring Cell for supervision and Evaluation of Women's Projects under Social Welfare, Punjab.	1.500	—	—	0.400	—	—
59.	Strengthening of Secretarial Training Institute in Existing Polytechnic Institute at Faisalabad.	1.375	—	—	0.875	—	—
60.	Provision of Transport to Day Care Centre at Divisional Headquarters.	2.842	—	—	0.720	—	—
61.	Provision of Transport and Equipment for Hostels and Legal Aid Centres in Punjab.	3.548	—	—	0.430	—	—
62.	Craft Emporium by Small Industries, Lahore.	2.862	—	—	0.703	—	—
63.	Establishment of Women Training Centre for Agriculture at Agricultural Training Institute, Sargodha.	0.783	—	—	0.391	—	—
64.	Project for Training of Women in Sericulture Breeding and Rearing at Fisheries Training Institute, Lahore.	0.783	—	—	0.390	—	—
65.	Establishment of Farm School	0.850	—	—	0.200	—	—
66.	Strengthening of Secretarial Training Institute in the Existing Polytechnic Institute for Women at Multan.	1.375	—	—	0.875	—	—
67.	Block Provision	—	—	—	0.499	—	—
Total (New Schemes)			..	—	11.454	—	—
Total (Punjab)			..	45.602	41.958	—	—
SIND							
(on-going Schemes)							
68.	Establishment of 120 Women Centres in Sind.	7.447	4.456	0.900	0.990	—	—
69.	Establishment of 90 Community Sponsored Women Centres in Sind.	6.621	4.410	0.739	0.812	—	—
70.	Establishment of 125 Women Centres in Sind	7.164	4.368	0.928	1.020	—	—
71.	Adding of 3 New Activities in the Existing Vocational Schools.	2.621	1.646	0.241	0.265	—	—
72.	Establishment of 60 Multipurpose Centres for Welfare of Women in Sind.	10.986	6.228	1.441	1.586	—	—
73.	Establishment of Provincial Coordination Cell.	3.563	1.595	0.618	0.679	—	—
74.	Establishment of 17 Handicrafts Centres for Carpet Weaving.	10.592	6.038	0.515	1.666	—	—
75.	Establishment of 12 Vocational Institutes for Women in Sind.	7.640	4.382	1.088	1.196	—	—
76.	Establishment of 80 Community Sponsored Centres in Sind.	4.830	3.021	0.608	0.668	—	—
77.	Establishment of 8 Handicraft Centers for Carpet Weaving.	5.865	3.300	0.859	0.911	—	—

(Million Rupees)

Sl. No.	Name, Location and Status of the Scheme	Total Cost (F.E.C.)	Estimated Expenditure up to June, 1985	Revised Estimates for 1985-86	Allocation for 1986-87		
					Total ADP	Foreign Exchange Component	
						Own Resources	Foreign Aid
1	2	3	4	5	6	7	8
78.	Establishment of Polytechnic Institute for Women in Karachi.	9.733	6.222	0.922	1.014	—	—
79.	Const. of 18 Community Halls in Sukkur Division.	3.716	2.117	0.356	—	—	—
80.	Introduction of Adult Literacy Classes in the Existing Vocational Schools and Applied Arts Classes in Badin and Orangi Town.	0.248	0.110	0.031	0.034	—	—
81.	Const. of Community Halls in Hyderabad Division.	3.735	2.136	0.356	—	—	—
82.	Establishment of 3 Commercial Training Institutes for Women at Karachi 32 Socio Economic Centres Koorangi 5 Asoo Goth, Malir, Karachi.	0.697	0.378	0.092	0.101	—	—
83.	Const. of 3 Community Halls in Karachi Division.	0.744	0.450	0.065	—	—	—
84.	Establishment of Government Polytechnic Institute for Women at Sukkur.	2.503	1.690	0.638	0.702	—	—
85.	Salaries of 2 LHV for Maternity and Child Care Centre at Rohri Village Landi.	0.178	0.091	0.026	0.028	—	—
86.	Establishment of 6 Commercial Training Institutes for Women in Hyderabad.	0.999	0.462	0.178	0.197	—	—
87.	Establishment of Handicraft Development Centre in Duree Making.	1.034	0.498	0.152	0.167	—	—
88.	Establishment of 45 Multipurpose Women Centre in Sind Province.	3.420	0.552	0.922	1.014	—	—
89.	Introduction of Repair of Domestic Appliances Courses in the Existing 3 Vocational Schools.	1.036	0.557	0.160	0.176	—	—
90.	Leather Products Training Centres at Mirpurkhas.	0.284	0.052	0.073	0.080	—	—
91.	Stipend of LHV Training (Subsidy)	0.776	0.102	0.204	0.224	—	—
92.	Training of 125 Female Medical Technicians	1.193	0.224	0.292	0.321	—	—
93.	Improvement of Livestock Through Rural Women Training Programme.	1.964	0.955	0.451	—	—	—
94.	Introduction of Sericulture to Rural Women	3.873	3.078	0.315	0.346	—	—
95.	Working Women Hostels at Mirpurkhas Larkana and Badin.	0.956	—	0.239	—	—	—
96.	Establishment of 15 Day Care Centres in Sind.	2.469	—	0.628	0.848	—	—
97.	Introduction of Secretarial Training Course at Polytechnic Institute Sukkur and Vocational Training Institute at Hyderabad.	1.617	—	0.408	0.183	—	—
98.	Construction of Gymnasium Hall for Girls at University of Sind, Jamshoro.	4.625	—	4.625	—	—	—

(Million Rupees)

Sl. No.	Name, Location and Status of the Scheme	Total Cost (F.E.C.)	Estimated Expenditure up to June, 1985	Revised Estimates for 1985-86	Allocation for 1986-87			
					Total ADP	Foreign Exchange Component		Foreign Aid
						Own Resources		
1	2	3	4	5	6	7	8	
99.	Cons. of Working Women Hostel at Khairpur.	0.975	—	0.975	—	—	—	
100.	Const. of Working Women Hostel at Nawabshah.	0.975	—	0.975	—	—	—	
101.	Const. of Working Women Hostel at Tando Adam.	0.975	—	0.975	—	—	—	
102.	Const. of Compound Wall for Women's Recreation Centre (Pardah Park) Mirpurkhas.	0.975	—	0.560	—	—	—	
103.	Legal Assistance Project for Distritute and Unprivileged Women at Darul Aman Centre at Karachi, Hyderabad and Sukkur.	0.093	—	0.047	0.093	—	—	
104.	Const. of Maternity Home at Khan Sahib Din Mohammad Junejo District Sanghar.	2.798	—	—	0.082	—	—	
105.	Const. of Maternity Home at Garhi Mori Distt. Khairpur.	2.798	—	—	0.082	—	—	
106.	Const. of Maternity Home at Shahdat Kot District Larkana.	2.798	—	—	0.082	—	—	
107.	Const. of Maternity Home at Diplo District Tharparkar.	2.798	—	—	0.082	—	—	
Total (on-going)				..	22.602	15.682	—	—
<i>(New Schemes)</i>								
108.	Establishment of Polytechnic Institute for Women at Hyderabad.	3.000	—	—	0.700	—	—	
109.	Establishment of 6 Working Women Hostels in Sind.	5.850	—	—	2.000	—	—	
110.	Establishment of 15 Day Care Centres in Sind.	2.473	—	—	0.700	—	—	
111.	Establishment of 15 Community Halls in Sind.	3.301	—	—	1.066	—	—	
112.	Establishment of Farm Schools	2.500	—	—	0.400	—	—	
Total (New Schemes)				..	—	4.866	—	—
Total (Sind)				..	22.602	20.548	—	—
N.W.F.P. AND FATA								
<i>(On-going Schemes)</i>								
113.	Establishment of 565 Industrial Cum Adult Education Centres in N.W.F.P.	23.452	10.612	3.714	4.135	—	—	
114.	Establishment of Provincial Coordination Cell for Women's Programme in N.W.F.P.	2.420	1.100	0.600	0.360	—	—	
115.	Estab. of 3 Vocational Institutes for Women at Kohat, Bannu and Mangora.	4.905	2.180	0.840	0.938	—	—	

(Million Rupees)

Sl. No.	Name, Location and Status of the Scheme	Total Cost (F.E.C.)	Estimated Expenditure up to June, 1985	Revised Estimates for 1985-86	Allocation for 1986-87			
					Total ADP	Foreign Exchange Component		
						Own Resources	Foreign Aid	
1	2	3	4	5	6	7	8	
116.	Estab. of Carpet & Duree Training <i>Cum</i> Dev. Centre for Women in Abbottabad and Peshawar.	1.901	0.875	0.310	0.341	—	—	
117.	Estab. of Govt. Polytechnic Institute for Women in Peshawar.	8.327	4.115	1.220	1.425	—	—	
118.	Scheme for Staff Dev. for Govt. Polytechnic Institute for Women and Vocational Institute.	1.211	0.114	0.097	—	—	—	
119.	Estab. of Community Sponsored Centres in N.W.F.P.	4.650	3.079	0.507	0.507	—	—	
120.	Estab. of Govt. Vocational Institute for Women at Mansehra and Swabi.	2.720	1.236	0.449	0.493	—	—	
121.	Introduction of Typing/Shorthand Classes in Govt. Degree College for Women in N.W.F.P.	0.592	0.422	0.051	0.057	—	—	
122.	Supporting Staff for Women Welfare Programme at IRDP Markaz.	0.615	0.293	0.098	0.107	—	—	
123.	Estab. of Handicraft Development Centre for Women Carpet Duree Embroidary, Knitting at Kohistan and Chitral.	0.990	0.249	0.225	0.246	—	—	
124.	Estab. of Women Handicraft Cooperative Manufacturing Marketing Centre at D. I. Khan.	0.384	0.153	0.070	0.077	—	—	
125.	Day Care Centre at Guide House Peshawar and Turnab.	0.396	0.050	0.104	0.114	—	—	
126.	Estab. of Ready made Garment Training Centre at Peshawar.	3.626	1.639	0.601	0.660	—	—	
127.	Establishment of 13 Community Halls in N.W.F.P.	1.698	0.517	0.246	0.492	—	—	
128.	Estab. of Female Educational Centres FATA.	1.748	1.397	0.351	—	—	—	
129.	Estab. of Working Women Hostel at Peshawar.	0.166	0.118	0.016	0.016	—	—	
130.	Day Care Pilot Centre for children under Five Year Public Health School, Peshawar and Distt. Headquarter at D.I. Khan.	1.881	1.350	0.531	0.062	—	—	
131.	The Weeks Refresher Training Foreign Services Lady Health Visitors at Public School at Peshawar.	0.735	—	0.195	0.360	—	—	
Total (On-going)					10.225	10.390	—	—
<i>(New Scheme)</i>								
132.	Hosiery Knitting and Production Centre for Women at D. I. Khan.	3.916	—	—	1.009	—	—	
133.	Pakistan Handicraft Shops at Abbottabad, Peshawar and Swat.	1.025	—	—	0.440	—	—	
134.	Construction of Darul Aman at D.I. Khan and Abbotabad.	1.100	—	—	0.200	—	—	
135.	Working Women Hostels at D.H.Q.	3.669	—	—	0.280	—	—	

(Million Rupees)

Sl. No.	Name, Location and Status of the Scheme	Total Cost (F.E.C.)	Estimated Expenditure up to June, 1985	Revised Estimates for 1985-86	Allocation for 1986-87			
					Total ADP	Foreign Exchange Component		Foreign Aid
						Own Resources		
1	2	3	4	5	6	7	8	
136.	Strengthening of Secretarial Training Institute in the Existing Polytechnic Institute for Women at Peshawar.	1.375	—	—	0.500	—	—	
137.	Establishment of women Handicraft Co-operatives Manufacturing Centres at Abbottabad.	0.299	—	—	0.131	—	—	
138.	Inservice Training Institute at D. I. Khan	1.500	—	—	0.300	—	—	
139.	Establishment of 55 Industrial Homes in FATA.	0.776	—	—	0.250	—	—	
140.	Construction of 4 Community Halls in FATA.	4.392	—	—	1.373	—	—	
141.	Fruit and Vegetable Dehydration Processing and Juice Extracting Project at Chitral.	3.606	—	—	0.100	—	—	
142.	Establishment of Farm Schools	0.850	—	—	0.450	—	—	
143.	Estab. of 4 day Care Centre in N.W.F.P.	0.090	—	—	0.036	—	—	
144.	Training of Women Folk in Fruit and Vegetable Production and Preservation.	6.654	—	—	0.451	—	—	
Total (New Schemes)				—	5.520	—	—	
Total (N.W.F.P./F.ATA)				10.225	15.910	—	—	
BALUCHISTAN								
<i>(On-going Schemes)</i>								
145.	Estab. of an Employment Section of Ladies (Multipurpose Centre at Quetta).	0.220	0.166	0.016	0.018	—	—	
146.	Women Training Programme for Shorthand/ Typing Classes.	0.219	0.156	0.015	0.017	—	—	
147.	Estab. of 12 Literacy Centres in Rural Areas Surrounding Areas of Quetta.	0.636	0.395	0.073	0.080	—	—	
148.	Adult Education Sewing/Cutting Classes in Two Centres (Killi Kirrani and Killi Ghadinazi)	0.293	0.192	0.034	0.038	—	—	
149.	Establishment of Provincial Coordination Cell for Women's Project in Baluchistan.	1.650	0.767	0.261	0.287	—	—	
150.	Estab. of 10 Adult Education Centres for Women.	1.679	0.551	0.341	0.375	—	—	
151.	Revised Scheme For Tailoring Cum Cutting Centre For Women at Quetta.	1.810	0.820	0.300	0.330	—	—	
152.	Strengthening of Adara-e-Destkari Managed by Social Welfare Agencies in Baluchistan.	0.277	0.039	0.068	0.007	—	—	
153.	Stipend for 15 General Nursing Students for Imp: of Lady Dufferin Hospital Quetta.	0.623	0.212	0.236	0.181	—	—	
154.	Estab. of Baby Day care Centre, Quetta.	0.311	0.123	0.411	0.103	—	—	
155.	Demonstration of Training Farming. to Village Ladies in Baluchistan.	0.797	0.093	0.185	0.203	—	—	
156.	Estab. and Repair of House-hold Appliances in Girls College at Quetta.	0.040	0.017	0.012	0.005	—	—	

(Million Rupees)

Sl. No.	Name, Location and Status of the Scheme	Total Cost (F.E.C.)	Estimated Expenditure up to June, 1985	Revised Estimates for 1985-86	Allocation for 1986-87			
					Total ADP	Foreign Exchange Component		
						Own Resources	Foreign Aid	
1	2	3	4	5	6	7	8	
157.	Opening of 6 Adult Education Centres at Chaman, Pishing, Muslim Bagh, Pasni Kalat and Gwadur.	0.250	0.090	0.227	0.059	—	—	
158.	Const. of Single Stories Female Ward in Khuzdar Hospital.	1.585	0.776	0.014	0.029	—	—	
159.	Training Prog. for Typing/Shorthand Classes at Govt. College for Women, Quetta.	0.447	—	0.193	0.042	—	—	
160.	National Education Training Centre at Quetta.	0.819	0.819	0.819	—	—	—	
161.	Estab. o Day Care Centres at Sibi and Quetta.	0.210	—	0.120	0.103	—	—	
162.	Estab. of Polytechnic Institute at Quetta.	2.405	—	1.363	0.408	—	—	
163.	Const. of Modern Labour Room at Distt. Headquarter Rural Health Centre at Gwadur.	0.781	—	0.372	—	—	—	
164.	Const. of Hostel for Working Women at Quetta.	3.444	—	1.722	1.722	—	—	
165.	Estab. of Day Care Centre at EME Centre at Quetta.	0.075	—	0.046	0.043	—	—	
166.	Const. of 12 Community Halls in Baluchistan.	3.330	—	3.330	—	—	—	
167.	Estab. of Carpet Training and Development Centre at Kuchlok.	—	—	0.200	0.200	—	—	
168.	Const. of Female Ward Gwadur.	0.770	—	0.770	—	—	—	
169.	Estab. of Typing, Shorthand and Book, Keeping Classes at Sibi and Khuzdar.	—	—	0.043	0.048	—	—	
Total (Baluchistan)				..	11.171	4.298	—	—
A.J. & K.								
<i>(On-going Schemes)</i>								
170.	Provision of Machinery to the Existing 21 Women Industrial Schools/Homes and Starting of Commerce Classes Women's Industrial Schools in Muzaffarabad.	0.409	0.339	0.020	0.022	—	—	
171.	Dais Training Programme in Distt. Headquarters in MCH Centre in Muzaffarabad.	1.937	0.979	0.026	0.238	—	—	
172.	Setting up 5 Carpet and 5 Kashmir Art Dev. Cum Cutting Centre for Women in Azad Jammu and Kashmir.	2.508	1.197	0.342	0.376	—	—	
173.	L. H.V. Training Programme in A.J.&K	2.685	0.432	0.073	0.085	—	—	
174.	Addition of Production With the Existing Women Industrial Schools/Centres in A.J. & K.	0.386	—	0.036	—	—	—	
175.	Conversion of six Women Industrial Homes into Women Industrial Schools & Provision of Accommodation to same School in A.J. & K.	2.045	—	0.695	0.071	—	—	
176.	Block Provision	—	—	—	0.319	—	—	
Total (on going)					1.192	1.111	—	—

(Million Rupees)

Sl. No.	Name, Location and Status of the Scheme	Total Cost (F.E.C.)	Estimated Expenditure up to June, 1985	Revised Estimates for 1985-86	Allocation for 1986-87				
					Total ADP	Foreign Exchange Component		7	8
						Own Resources	Foreign Aid		
1	2	3	4	5	6	7	8		
<i>(New Schemes)</i>									
177.	Training of Traditional Birth Attendants For the Entire Rural Population of Muzaffarabad.	0.880	—	—	0.600	—	—		
178.	Estab. of Pilot Rural Household Education Centre for Women in A.J. & K.	0.626	—	—	0.400	—	—		
179.	Estab. of Polytechnic Institute for Women.	1.800	—	—	0.344	—	—		
Total (New Schemes)				—	1.344	—	—		
Total (A.J.&K.)				1.192	2.455	—	—		
NORTHERN AREAS									
<i>(On-going Schemes)</i>									
180.	Estab. of Women Centre at Baltit, Hunza.	0.188	0.158	0.015	0.015	—	—		
<i>(New Schemes)</i>									
181.	Estab. of Dastkari Centre at Gilgit	0.200	—	—	0.100	—	—		
182.	Estab. of 3 Community Halls at Gilgit, Skardu and Ghilas.	0.900	—	—	0.300	—	—		
183.	Estab. of Domestic Electrical Appliances Training Centres.	0.150	—	—	0.090	—	—		
184.	Construction of Working Women Hostel at Gilgit	1.000	—	—	0.404	—	—		
Total (New Schemes)				—	0.894	—	—		
Total (N.A.)				0.015	0.909	—	—		
FEDERAL CAPITAL AREA									
<i>(On-going Schemes)</i>									
185.	Handicraft Training & Design Development Centre at Islamabad.	2.760	—	—	1.200	—	—		
186.	Estab. of National Education & Training Centre at Islamabad.	0.500	—	—	0.990	—	—		
187.	6 Day Care Centres at Federal Capital Area.	0.343	—	0.172	0.310	—	—		
188.	Block Provision	—	—	—	4.841	—	—		
Total (FCA.)				0.172	7.341	—	—		
Total S. D. P. FOR WOMEN				90.979	93.419	—	8.000*		

*The break-down of Foreign Aid is not available.

1941

1941

1941

1941

1941

1941

1941

1941

1941

1941

1941

1941

1941

1941

1941

1941


1941

1941

1941

POPULATION WELFARE PROGRAMME

(179-180)




POPULATION WELFARE PROGRAMME

ABSTRACT

(Million Rupees)

Sl. No.	Sub-sector	Allocation for 1986-87	Foreign Exchange Component		
			Total	Own Resources	Foreign Aid
1	2	3	4	5	6
1.	Organizational Infrastructure	74.966	12.466	—	12.466
2.	Service delivery projects	198.226	123.424	—	123.424
3.	Training Programmes	23.766	17.906	—	17.906
4.	Research and Support Projects	41.667	33.667	—	33.667
5.	ICE Programmes	35.300	31.000	—	31.000
6.	Contraceptives	181.937	181.537	—	181.537
	Total (Population Welfare Programme)	555.862	400.000	—	400.000



POPULATION WELFARE PROGRAMME

(Million Rupees)


Sl. No.	Name, Location and Status of the Scheme	Total Cost (F.E.C.)	Estimated Expenditure up to June, 1985	Revised Estimates for 1985-86	Allocation for 1986-87				
					Total ADP	Foreign Exchange Component		7	8
						Own Resources	Foreign Aid		
1	2	3	4	5	6	7	8		
A. POPULATION WELFARE DIVISION :									
I. Organizational Infrastructure									
1.	Administrative Organization, Federal	90.303	17.992	17.566	19.500	—	—		
2.	Administrative Organization Punjab	108.845	18.189	18.406	24.000	—	8.000		
3.	Administrative Organization Sind ..	62.934	7.467	9.622	10.000	—	1.000		
4.	Administrative Organization NWFP ..	44.051	7.977	9.143	9.000	—	0.600		
5.	Administrative Organization Baluchistan	37.585	3.767	5.349	5.000	—	0.400		
6.	Strengthening of monitoring system of Population Welfare Programme	8.111 (8.111)	—	—	5.114	—	5.114		
7.	Strengthening of the Financial Management System of the Population Welfare Programme	5.569 (5.569)	—	—	2.352	—	2.352		
Total (I) ..					60.086	74.966	—	12.466	
II. Service Delivery Projects.									
8.	Family Welfare Centres	392.198 (82.818)	78.571	75.000	87.061	—	26.159		
9.	Reproductive Health Services	148.078 (124.779)	11.489	12.551	33.000	—	30.000		
10.	Population Welfare through Provincial line Departments.	15.758 (2.851)	0.200	2.000	2.180	—	1.280		
11.	Targets Group Institutions	4.378 (0.122)	0.193	0.407	0.834	—	0.234		
12.	Population Welfare Programme for Azad Jammu Kashmir.	1.472	—	0.200	0.400	—	—		
13.	MCH Population Welfare Services in Northern Areas.	0.872	0.100	0.107	0.200	—	—		
14.	Involvement of Hakims in Population Welfare Programme.	15.000 (15.000)	0.932	2.400	2.575	—	2.475		
15.	Family Health Care	1.098	0.152	0.258	0.200	—	—		
16.	NGO'S Project	19.000	4.542	12.000	24.500	—	18.000		
17.	Social Marketing of Contraceptive	283.392 (270.000)	17.752	22.000	47.276	—	45.276		
Total (II) ..					136.923	198.226	—	123.424	
III. Information, Education and Communication Projects									
18.	National Population Education in the Formal school System (1982—86).	11.202 (10.863)	9.570	2.000	3.300	—	3.000		

(Million Rupees)

Sl. No.	Name, Location and Status of the Scheme	Total Cost (F.E.C.)	Estimated Expenditure up to June, 1985	Revised Estimates for 1985-86	Allocation for 1986-87			
					Total ADP	Foreign Exchange Component		
						Own Resources	Foreign Aid	
1	2	3	4	5	6	7	8	
19.	Population Education through the Non-Formal and Adult Literacy System.	5.843 (5.363)	—	0.508	2.000	—	2.000	
20.	Communication Plan	138.491 (70.091)	9.937	50.401	30.000	—	26.000	
	Total (III)			52.909	35.300	—	31.000	
IV. Training Projects								
21.	Family Health Manpower Development	103.811 (65.100)	9.146	11.251	16.106	—	11.106	
22.	Non-Clinical Training and PWTI Lahore Karachi and Multan	30.083 (28.778)	3.475	6.000	5.500	—	4.700	
23.	Training of TBA's	10.571 (9.513)	0.721	1.000	2.160	—	2.100	
	Total (IV)			18.251	23.766	—	17.906	
V. Research and Support Activities								
24.	National Research Institute of Fertility Control (NRIFC).	18.900 (5.971)	2.073	3.535	4.825	—	1.825	
25.	National Research Institute of Reproductive Physiology	8.700 (1.250)	0.626	1.500	1.900	—	0.400	
26.	National Institute of Population Studies (NIPS).	81.000 (42.829)	0.584	5.000	12.147	—	9.147	
27.	Population Study Centre. Faisalabad and Karachi	8.315 (8.315)	—	0.608	2.000	—	2.000	
28.	Contraceptive Prevalence Survey (CPS)	2.038 (2.083)	1.125	0.492	—	—	—	
29.	Construction of NRIFC Building, Karachi	6.916 (6.836)	—	0.500	4.500	—	4.500	
30.	Construction of Central Ware-House, Karachi.	8.883 (8.883)	—	0.500	4.663	—	4.663	
31.	Construction of 5 RTIS Training Institutes	68.415 (43.589)	—	5.500	9.332	—	8.832	
32.	Innovatives	8.100 (8.100)	—	0.500	2.300	—	2.300	
	Total (V)			18.135	41.667	—	33.667	
VI. Contraceptives								
33.	Contraceptive Requirements and Distribution	567.069 (565.175)	123.749	170.000	181.937	—	181.537	
	Total (VI)			170.000	181.937	—	181.537	
TOTAL—POPULATION WELFARE PROGRAMME					456.304	555.862	—	400.000

SOCIAL WELFARE

(185—186)




SOCIAL WELFARE

(Abstract)

(Million Rupees)

Sl. No.	Sub-Sector	Allocation for 1986-87	Foreign Exchange Component		
			Total	Own Resources	Foreign Aid
1	2	3	4	5	6
1.	Special Education	75.719	2.142	—	2.142
2.	Social Welfare Wing	7.535	—	—	—
3.	National Council of Social Welfare	6.700	—	—	—
4.	Staff Welfare Organization	27.136	—	—	—
	Total (Social Welfare)	117.090	2.142	—	2.142



SOCIAL WELFARE

(Million Rupees)

Sl. No.	Name, Location and Status of the Scheme	Total Cost (F.E.C.)	Estimated Expenditure up to June 1985	Revised Estimates or 1985-86	Allocation for 1986-87		
					Total ADP	Foreign Exchange Component	
						Own Resources	Foreign Aid
1	2	3	4	5	6	7	8
A. SPECIAL EDUCATION AND SOCIAL WELFARE DIVISION							
I. Special Education							
<i>(Approved on-going Scheme)</i>							
1.	Provision of Transport to Institutions for Blind and Handicapped Children.	2.000	0.271	1.408	0.320	—	—
2.	National Institute for Handicapped	4.300	—	0.939	6.000	—	—
Total (Approved on-going Schemes)				..	2.347	6.320	—
<i>(Approved New Schemes)</i>							
3.	Setting up of National Press, Islamabad	1.600	—	1.000	0.600	—	—
4.	Pilot Project on Training of Teachers in Special Education for Visually Handicapped in conjunction with Allama Iqbal Open University.	1.100	—	0.492	0.609	—	—
5.	Manpower Development on Speech Therapy	0.785	—	0.425	0.360	—	—
6.	Pilot Project for strengthening and expansion of Special Education services in Provincial Institutions (N.W.F.P. and Punjab).	8.839	—	6.850	0.685	—	—
7.	Pilot project for strengthening, improving and expansion of Special Education services in Provincial Institutions (Sind and Baluchistan).	8.839	—	5.050	1.263	—	—
8.	Pilot Project for equipment support programme for Special Education Institutions.	4.672	—	0.670	1.340	—	—
9.	Pilot Project for Emergent Special Education Manpower Development.	3.760	—	0.700	1.020	—	—
10.	Pilot Project for Estt. of a laboratory for fabrication of Formouls at Islamanad.	0.200	—	0.200	—	—	—
11.	Estt. of School for Hearing Impaired Children Islamabad Phase-I.	3.554	—	0.292	2.249	—	—
12.	ODA Supported Equipment and Manpower Development Programme for Special Education for Hearing Impaired Children.	9.664	—	0.125	3.312	—	2.142
13.	Estt. of Institute for Physically Handicapped Children at Quetta.	3.040	—	1.040	2.000	—	—
14.	Estt. of Institute for Physically Handicapped Children at Peshawar.	3.040	—	1.040	2.000	—	—
15.	Estt. of Institute for Physically Handicapped Children at Lahore.	3.040	—	2.000	2.000	—	—
16.	Estt. of National Library and Resources Centre at Islamabad.	1.750	—	1.750	—	—	—
17.	Pilot Project for Census of all categories of Disabled Persons.	1.500	—	0.500	1.000	—	—

(Million Rupees)

Sl. No.	Name, Location and Status of the Scheme	Total Cost (F.E.C.)	Estimated Expenditure up to June, 1985	Revised Estimates for 1985-86	Allocation for 1986-87		
					Total ADP	Foreign Exchange Component	
						Own Resources	Foreign Aid
1	2	3	4	5	6	7	8
18.	Grants in Aid for expansion and strengthening of Existing Special Education Institutes of Government and NGOs.	1.000	—	1.000	—	—	—
19.	Estt. of Special Education School for Mentally Retarded Children, Islamabad.	3.045	—	1.227	0.900	—	—
20.	National Institute for Special Education Islamabad.	9.980	—	5.216	2.282	—	—
21.	Setting up of Talking Books Centre for Visually Handicapped Children, Islamabad.	2.828	—	—	1.560	—	—
Total (Approved New Schemes)				29.577	23.180	—	2.142
<i>(Un-Approved on-going Schemes) :</i>							
22.	Local/Foreign Training of Teachers and Workers Employed in the School of Special Education.	—	—	0.469	2.500	—	—
23.	Estt. of Special Education Primary Model School, and two Secondary (one each for integrated education of blind and normal boys and girls) a diagnostic and assessment centre and teachers training institute for the Blind.	—	—	7.576	4.373	—	—
24.	Construction of Special Education Centre for Hearing Impaired Children, Islamabad.	—	—	7.576	4.753	—	—
25.	Expansion and up-gradation/construction of Special Education Centre for Mentally Retarded Children, Islamabad.	—	—	7.576	4.000	—	—
26.	Special Education Centre for Physically Handicapped Children, Islamabad.	—	—	7.936	4.376	—	—
Total (Approved On-going)				31.133	20.002	—	—
<i>(Un-Approved New Schemes) :</i>							
27.	Estt. of 29 Special Education Centres for Physically Handicapped Children at Divisional Headquarters and Town with 1 lac population and more (three towns i.e., Lahore, Peshawar and Quetta have not been included as institutions for these towns already stand approved and are being established)	71.421	—	—	6.054	—	—
28.	Estt. of 32 Special Education Centres for Mentally Retarded Children at Divisional Headquarters and Towns with 1 lac population and more.	70.000	—	—	6.055	—	—
29.	Estt. of 32 Special Education Centres for visually handicapped children at divisional headquarters and towns with 1 lac population and more.	63.510	—	—	7.054	—	—
30.	Estt. of 32 Special Education Centres for Hearing Impaired Children at Divisional Headquarters and Towns with 1 lac population and more.	83.312	—	—	7.054	—	—
Total (Un-approved New Schemes)				—	26.217	—	—
Total (Special Education)				63.057	75.719	—	2.142

(Million Rupees,


Sl. No.	Name, Location and Status of the Scheme	Total Cost (F.E.C.)	Estimated Expenditure up to June, 1985	Revised Estimates for 1985-86	Allocation for 1986-87		
					Total ADP	Foreign Exchange Component	
						Own Resources	Foreign Aid
1	2	3	4	5	6	7	8
II. Social Welfare Wing							
<i>(Approved Schemes)</i>							
31.	Grant-in-aid for Social Work Education to Universities.	2.000	1.599	0.235	0.206	—	—
32.	Grant-in-aid for Social Work Education to Colleges.	1.800	0.931	0.187	0.200	—	—
33.	Social Services (Medical) Projects, Islamabad	0.574	—	0.250	0.197	—	—
34.	Training courses for social welfare personal in public and private sector, Islamabad.	2.516	0.457	0.581	0.608	—	—
35.	Rural Community Development, Islamabad. (replaced by the scheme Enhancement of the Role of Women in Social Welfare and Community Development, Islamabad).	2.027	—	0.188	0.725	—	—
36.	Estt. of Pilot School Social Work Project, Islamabad.	1.281	—	0.247	0.376	—	—
37.	Vocational Training and Rehabilitation workshop for the disabled persons, Islamabad.	9.944	—	0.848	3.656	—	—
<i>(Un-Approved Schemes) :</i>							
38.	Estt. of Social Welfare Academy, Islamabad	—	—	—	0.907	—	—
39.	Centre for advanced studies in social welfare and development.	—	—	0.094	0.100	—	—
40.	Estt. of Salai Markaz, Islamabad	—	—	2.000	—	—	—
41.	Estt. of Salai Markaz, Rawalpindi	—	—	0.469	—	—	—
42.	Research Studies	—	—	0.047	0.100	—	—
43.	Construction of building of Vocational Training and Rehabilitation Workshop, Islamabad.	—	—	0.389	0.160	—	—
44.	Model Child Welfare Centre, Islamabad	—	—	—	0.300	—	—
Total (Social Welfare Wing)				5.535	7.535	—	—
III. National Council of Social Welfare							
45.	Grant to Voluntary Social Welfare agencies through the National Council of Social Welfare (on all Pakistan basis-on-going/in the process of being approved).	30.000	8.325	5.112	5.115	—	—
46.	Cell to Oversee programmes of the voluntary agencies dealing with the disabled persons (on all Pak. basis-On-going/Approved).	0.823	0.265	0.150	0.185	—	—
47.	Grant for self-help projects (on all Pak basis-On-going/Approved).	3.234	0.234	0.600	0.500	—	—
48.	Grant for Evaluative Research studies and publication of literature (on all Pak. basis-on-going/Approved).	1.000	0.175	0.100	0.100	—	—

(Million Rupees)

Sl. No.	Name, Location and Status of the Scheme	Total Cost (F.E.C.)	Estimated Expenditure up to June, 1985	Revised Estimates for 1985-86	Allocation for 1986-87			
					Total ADP	Foreign Exchange Component		
						Own Resources	Foreign Aid	
1	2	3	4	5	6	7	8	
49.	Grant for Holding Social Welfare Conferences (on all Pak. basis-On-going/Approved).	1.010	0.150	0.090	0.100	—	—	
50.	Supportive assistance to the voluntary social welfare agencies dealing with the welfare and rehabilitation of the disabled, Lepers and Patients. (on all Pak. basis On-going/Approved).	6.011	1.291	0.600	0.500	—	—	
51.	Estt. of Mobile Training Unit for Training of workers and technical staff working in the Institutions of voluntary social welfare agencies (on all Pak. basis Un-approved).	2.000	—	—	0.100	—	—	
52.	Welfare Services for the Prisoners by organizing prisoners aid societies (on all Pak. basis-Un-approved).	2.000	—	—	0.100	—	—	
Total (New)				..	6.652	6.700	—	—
Total (Special Education and Social Welfare Division)				..	75.244	89.954	—	2.142
B. ESTABLISHMENT DIVISION								
I. Staff Welfare Organization								
53.	Construction of multipurpose community centres, at Islamabad, Karachi, Peshawar and Lahore. (App.).	44.016	10.600	6.000	18.665	—	—	
54.	Construction of Ladies Industrial Home in F-6/1 Islamabad. (App.).	2.448	1.100	1.000	1.448	—	—	
55.	Construction of Day care Centres Islamabad. (Approved).	1.162	0.445	—	0.717	—	—	
56.	Extension and Improvement in Holiday Home, Murree. (Approved).	3.784	3.184	—	0.600	—	—	
57.	Construction of Hostel for Working Women. (Un-approved).	5.000	—	—	0.606	—	—	
58.	Construction of Secretarial Training Centre (Un-approved).	5.000	—	—	0.500	—	—	
59.	Construction of Trade Training Centre (Un-approved).	5.000	—	—	0.500	—	—	
60.	Feasibility study of Housing Scheme for Retiring Government Servants.	1.000	—	—	0.500	—	—	
61.	Extension and Improvement in the Existing Building and Establishment of small welfare projects. (Un-approved).	3.600	—	—	3.600	—	—	
Total (Establishment Division)				..	7.000	27.136	—	—
Total—SOCIAL WELFARE				..	82.244	117.090	—	2.142

SPECIAL PROGRAMME FOR WOMEN & YOUTH


(193—194)



SPECIAL PROGRAMMES FOR WOMEN AND YOUTH


(Million Rupees)

Sl. No.	Name, Location and Status of the Scheme	Total Cost (F.E.C.)	Estimated Expenditure up to June, 1985	Revised Estimates for 1985-86	Allocation for 1986-87			
					Total ADP	Foreign exchange Component		
						Own Resources	Foreign Aid	
1	2	3	4	5	6	7	8	
A. WOMEN DIVISION								
1.	Special Programme for Women	—	—	—	53.744	—	—	
B. CULTURE SPORTS & Y.A. DIVISION :								
2.	Vocational Centres for Men (45) throughout Pakistan (Un-app.).	38.910	—	10.000	22.903	—	—	
3.	Vocational Centres for Women (45) throughout Pakistan (App.).	7.762	—	2.762	7.000	—	—	
4.	Construction of Youth Hostel in Sector G-6, Islamabad (App.).	3.948	—	2.000	1.948	—	—	
5.	Repair and Maintenance of existing 11 Youth Hostels	2.500	—	1.500	1.000	—	—	
6.	Construction of Youth Hostel, Peshawar (App.).	1.649	—	1.000	0.649	—	—	
7.	Construction of Youth Hostel, Karachi (Un-app.).	2.599	—	1.599	1.000	—	—	
8.	Construction of Youth Hostel Quetta (Un-app.).	2.213	—	1.213	1.000	—	—	
9.	Construction of Youth Hostel at Muzaffarabad (Un-app.).	1.500	—	1.000	0.500	—	—	
10.	Construction of Youth Hostel at Pak Pattan (Un-App.).	4.000	—	—	1.500	—	—	
11.	Construction of Youth Tourist Resorts (App.).	6.000	—	2.000	4.373	—	—	
Total (Youth Programme)					23.074	41.873	—	—
Total—Special Programme for Women and Youth					23.074	95.617	—	—




**S. PROGRAMME OF AUTONOMOUS BODIES AND
COMMERCIAL DEPARTMENTS**

(197—198)



WATER AND POWER DEVELOPMENT AUTHORITY
(WAPDA)

(199—200)



WATER AND POWER DEVELOPMENT AUTHORITY
(WAPDA)

(Million Rupees)							
Sl. No.	Name, Location and Status of the Scheme	Total Cost (F.E.C.)	Estimated Expenditure up to June, 1985	Revised Estimates for 1985-86	Allocation for 1986-87		
					Total ADP	Foreign Exchange Component	
						Own Resources	Foreign Aid
1	2	3	4	5	6	7	8
WAPDA (WATER)							
I. Surface Water Development Schemes							
1.	Khanpur Dam Project (Main) (To discharge the outstanding Liabilities against the recently approved PC-I.	28.946	—	9.475	—	—	—
2.	Khanpur Dam Project (Remedial) Ph-II.	79.638	9.668	69.970	55.441	—	—
3.	K.I.P. (Remedial Phase-II).	68.110	60.246	25.300	20.289	—	—
4.	Pat Feeder Canal.	—	—	—	1.000	—	—
5.	Chashma Right Bank Canal (Stage I & II).	3477.554 (503.373)	1218.457	445.931	303.330	—	39.000 ADB
Total (Water Deve. Schemes)				550.676	380.060	—	39.000
II. Accelerated Programmes							
(i) Punjab							
6.	SCARP-II (Chaj Doab)	1537.423 (237.163)	1536.288	18.600	—	—	—
7.	Punjab Abbasia (Unit-II-V)	f1882.000 (432.000)	609.016	324.551	380.000	—	187.000 (IDA/UK/KFW)
8.	Replacement of T/W Phase-II (PCI under revision)	217.859 (21.754)	203.043	43.570	—	—	—
9.	Lower Rechna (Khairwala)	311.070 (2.600)	163.382	77.070	63.000	—	—
10.	Fordwah Sadiqa (Unit-II)	127.000	74.739	60.000	32.000	—	—
11.	Lower Rechna Remaining (Drainage-IV)	1289.860 (512.460)	76.220	229.108	200.000	—	96.000 (IDA/UK)
12.	C.B.D.C. (Pandoki Unit)	151.370 (8.739)	115.156	59.000	38.000	—	—
13.	SCARP Transition	296.000	—	1.000	100.000	—	36.000 (UNDP)
14.	Haddali Sub Unit	301.000	—	—	50.000	—	—
15.	Gojra and Khewra Sub-Unit	400.000	—	—	48.000	—	—
16.	Project Planning SCARPS	—	270.991	37.400	45.000	—	—
17.	Private T/W and Rural Electrification (Thal and D.G. Khan).	908.000	—	—	10.000	—	—
Total (Punjab)				850.299	966.000	—	319.000

(Million Rupees)

Sl. No.	Name, Location and Status of the Scheme	Total Cost (F.E.C.)	Estimated Expenditure up to June, 1985	Revised Estimates for 1985-86	Allocation for 1986-87		
					Total ADP	Foreign Exchange Component	
						Own Resources	Foreign Aid
1	2	3	4	5	6	7	8
(ii) Sind							
18.	Left Bank outfall drain (Core Prog).	1196.894	970.842	244.210	—	—	—
19.	Left Bank Outfall Drain (Stage-I)	8593.570 (4444.840)					
	(i) Outfall and Spinal Drain	803.509	—	25.509	} 614.000	—	114.000
	(ii) Nawabshah	1183.557	—	19.724			
	(iii) Sanghar	1716.143	—	20.557			
20.	East Khairpur Tile Drain	630.030 (199.850)	461.864	126.000	—	—	—
21.	Kotri Surface Drain (PCI under rev).	250.000 (23.000)	292.535	60.000	70.000	—	—
22.	North Dadu	321.131 (16.409)	201.854	80.000	102.000	—	—
23.	SCARP South Rohri	935.481 (370.657)	284.955	151.100	80.000	—	100.000 (ADB/IFAD)
24.	Ghotki (FGW)	768.786 (117.759)	869.386	30.738	80.000	—	75.000 (KFW)
25.	Replacement of T/Ws	60.226 (11.325)	44.064	12.500	—	—	—
26.	Project Planning ..	125.000	69.290	17.777	20.000	—	—
	Total (Sind)			788.115	966.000	—	289.000
(iii) N.W.F.P.							
27.	Mardan SCARPS	1790.400 (600.700)	415.269	237.270	240.000	—	116.000 (IDA, CIDA)
28.	Chashma Command Area Development Project. (CRBC SCARP)	643.100 (309.730)	—	39.926	60.000	—	23.000 (ADB)
29.	Project Planning N.W.F.P. SCARP	92.986 (16.930)	92.986	60.930	15.000	—	—
	Total (N.W.F.P.)			338.126	315.000	—	139.000
(iv) Baluchistan							
30.	Hairdin Drainage (Phase-II)	52.589	—	15.000	15.000	—	5.000
	Total (Baluchistan)			15.000	15.000	—	5.000
(v) AJ & K							
31.	Khari Reclamation	13.000	3.000	5.000	5.000	—	—
	Total (AJ&K)			5.000	5.000	—	—
	Total (Acc: Programme)			1996.540	2267.000	—	752.000

(Million Rupees)

Sl. No.	Name, Location and Status of the Scheme	Total Cost (F.E.C.)	Estimated Expenditure up to June, 1985	Revised Estimates for 1985-86	Allocation for 1986-87		
					Total ADP	Foreign Exchange Component	
						Own Resources	Foreign Aid
1	2	3	4	5	6	7	8
III. Investigations							
<i>(On-going)</i>							
32.	Water Management Research at Mona	18.736	6.390	3.104	—	—	—
33.	Lower Indus Water Management Reclamation Research Sind.	54.450	—	3.254	11.760	—	—
34.	International Waterlogging and Salinity Institute in Pakistan.	70.120 (20.000)	0.135	15.580	20.302	—	—
35.	Prototype Research on Sediment in Engg.	44.410	18.400	3.577	8.218	—	—
36.	Monitoring of Salinity Control and Reclamation Project.	159.951	54.750	26.000	22.848	—	—
37.	Water Resources Dev. and Management Planning in Baluchistan.	55.980 (1.952)	7.545	8.000	14.210	—	—
38.	Improvement of River flow forecasting and Flood Warning System of Indus Basin.	19.945 (8.243)	0.410	3.427	0.810	—	—
39.	Proposal for Study of Water Ice and Snow Balances of Upper Indus Basin.	14.006 (5.775)	0.450	6.387	3.660	—	—
40.	Private T/W Electrification Rev. P.C. of 12.68 M is U/s.	5.365 (4.602)	4.486	3.390	0.658	—	—
41.	SCARP Transition Rev. PC of 10.00 M is Us	4.564 (4.646)	5.104	3.290	—	—	—
42.	Gomalzam Project.	25.407 (0.826)	2.984	5.189	9.055	—	—
43.	Ground-water Exploration in Desert Areas of Pakistan.	45.833 (18.309)	—	3.385	2.060	—	—
Total (Investigations)			..	84.583	93.581	—	23.000
Total (WAPDA—Water)				2631.799	2740.641	—	814.000
WAPDA (POWER)							
I. Generation							
<i>(Completed Schemes)</i>							
1.	Mangla HEPS (7-8) (Approved).	706.000 (342.000)	533.303	6.614	—	—	—
2.	Tarbela HEPS (5-8).	2872.000 (1284.000)	2271.196	8.771	—	—	—
3.	Tarbela HEPS (9 & 10).	1830.000 (830.000)	1442.206	125.323	28.053	—	13.000 (Canada) ADB
4.	Warsak HEPS (5-6). (Approved).	258.000 (124.000)	219.816	1.186	—	—	—
5.	25/35 MW GTPS (Quetta-6). (approved).	172.000 (115.000)	156.992	18.293	2.867	—	—
<i>(On-going Schemes)</i>							
6.	Mangla HEPS (9-10). (approved)	1390.000 (726.000)	0.976	31.285	139.605	—	—
7.	Tarbela HEPS (11—14).	10957.000 (4922.000)	223.389	580.000	1089.050	—	757.439 (ADB/CANADA/ Germany)

(Million Rupees)

Sl. No.	Name, Location and Status of the Scheme	Total Cost (F.E.C.)	Estimated Expenditure up to June, 1985	Revised Estimates for 1985-86	Allocation for 1986-87		
					Total ADP	Foreign Exchange Component	
						Own Resources	Foreign Aid
1	2	3	4	5	6	7	8
8.	P & I of MHEPS (Phase-I) (PC-II approved).	416.288 (109.175)	110.344	33.775	13.484	—	10.000
9.	P & I of MHEPS (Phase-II) Submitted (Un-app).	—	—	—	0.100	—	—
10.	Low Head Barrage & Canal Stage-I (Punjab & Sind)	18.200 (8.200)	8.671	8.665	3.170	—	1.000 (ADB)
11.	Chitral Hydel (Phase-II) (Approved).	12.350 (1.000)	3.586	2.000	1.716	—	1.000 (SIVEDEN)
12.	Low Head Barrage and Canal Stage-II	85.140	34.070	—	10.000	—	5.000 (ADB)
13.	Low head Chashma	—	—	—	2.000	—	0.943 (ADB)
14.	4 MW HEPS (Kargah Gilgit) (Un-approved).	53.552 (11.815)	9.000	13.400	24.846	—	11.800 (ADB)
15.	P & I of Hydro Elect. Dev. in Gilgit (approved).	16.060 (1.800)	1.237	2.500	3.867	—	1.000
16.	Kalabagh Dam Project PC-II Stage-II (App).	358.890 (61.394)	151.462	182.596	48.744	—	—
17.	Kalabagh Project. PC-II Stage-III (Un-app).	188.558 (54.300)	—	—	108.300	—	32.638 (UNDP)
18.	Mini Coal Fired P/Stn. Duki. (Approved).	144.000 (89.000)	25.635	20.705	—	—	—
19.	GTPS and Combined Cycle, Guddu (App).	4459.000 (2343.000)	1164.233	871.737	1272.949	0.150	958.906 (ADB/ USAID)
20.	Guddu (TPS (Ut. 4) (PC-I) (App.).	2040.000 (716.000)	1140.789	391.470	71.683	—	—
21.	3 x 210 MW OFPS, Multan (Un-approved).	8568.060 (3871.440)	24.938	77.104	139.912	—	84.000 (USSR)
22.	400 MW GTPS, Kot Addu (PC-I App).	2713.000 (1410.000)	232.296	1650.062	632.664	0.100	360.950 (Germany/ Italy)
23.	250 MW OFPS-Jamshoro (Ut-1) (Approved).	3530.000 (1660.000)	29.646	174.845	269.743	0.150	134.927 (Japan)
24.	300MW Lakhra Coal & Thermal P/Stn. (PC-I under preparation).	10360.000 (3700.000)	—	60.395	9.433	—	8.000 (USAID)
25.	3 MW Diesel Sets Gilgit (Approved).	30.000 (9.000)	—	10.000	14.336	10.000	—
26.	Development of Mirpur leading out in Mangla Reservoir at Mangla (Un-app).	38.000	—	7.000	5.017	—	—
27.	200MW Combined Cycle at Kot Addu. (Un-approved).	2750.000 (1250.000)	—	4.000	295.344	—	230.400 (IBRD)
28.	Imported Coal Fired P/Stn. at Karachi (Un-approved).	39.900 (32.900)	—	20.000	17.527	—	13.800
29.	210MW Oil Fired P/Stn. Unit-2 Jamshoro (Un-app).	2150.000 (900.000)	—	1.500	150.000	—	100.000 (Japan)
30.	Gazi Garijala Power Project (PC-II) (Un-app).	80.000 (20.000)	—	—	0.100	—	—
31.	Jabban/Dargai Hydro Electric Ext: PC-II (Un-app.)	80.000 (20.000)	—	—	0.100	—	—

(Million Rupees)

Sl. No.	Name, Location and Status of the Scheme	Total Cost (F.E.C.)	Estimated Expenditure up to June, 1985	Revised Estimates for 1985-86	Allocation for 1986-87		
					Total ADP	Foreign Exchange Component	
						Own Resources	Foreign Aid
1	2	3	4	5	6	7	8
32.	400MW GTPS Kot Addu (Unit 5-8) (Un-app).	3500.000 (1900.000)	—	—	250.000	—	150.000
33.	250MW Oil Fired P/S Jamshoro: Unit-3 (Un-app).	2150.000 (900.000)	—	—	32.203	—	15.000
34.	Generation Rehabilitation.	—	—	—	280.206	—	232.000
	Total (Generation).	—	—	4303.226	4917.019	10.400	3121.803
II. Transmission							
<i>(On-going Schemes)</i>							
35.	500KV F/Abad-Multan-Guddu-Karachi T/L and Upgrading (App).	3910.000 (1810.000)	2027.983	775.000	731.097	0.500	366.812 (Japan/ France)
36.	2nd 500 KV Tarbela-F/Abad T/Line. (App).	1356.410 (570.860)	905.964	189.595	56.578	—	17.540 (Canada)
37.	220KV F/Abad-Sahiwal T/L (App).	370.000 (154.000)	73.206	180.771	15.770	—	—
38.	Modernization of LDP (App).	566.000 (240.000)	20.088	61.991	58.481	—	21.730 ADB
39.	220KV D/C F/Abad-Ludewala-Daudkhel T/L (App)	1040.000 (320.000)	—	10.186	51.138	—	36.300 (ADB)
40.	3rd 500KV T/Line From Tarbela (Un-app) ..	2200.000	—	—	78.974	—	46.000 (Germany)
41.	220KV Double Circuit Mardan Peshawar T/L (PC-I with Planning Division)	311.000 (123.000)	0.921	33.293	259.294	—	136.000 (Germany)
42.	Dadu-Khuzdar T/L (Approved)	616.000 (217.000)	2.670	71.601	220.834	—	20.430 (Germany)
43.	2nd 500KV Lahore-Jamshoro T/L. (App).	4975.000 (2118.000)	—	14.065	596.651	—	461.600 (IFRD)
	Total (Transmission) ..	—	—	1336.502	2068.817	0.500	1106.412
44.	S.T.G. (App) (ADB Belgium/German)	8674.000 (2231.000)	2875.360	1473.881	1573.753	50.173	447.200
	Total (S.T.G.)	—	—	1473.881	1573.753	50.173	447.200
III. Distribution							
45.	Distribution of Power (Un-app).	3766.396 (1236.257)	—	707.400	572.545	65.940	91.285 (ADB)
46.	Rural Electrification. (Un-approved).	6003.000 (1820.000)	—	971.040	1264.208	165.000	133.300 (ADB, USA)
47.	Installation of Diesel Generating Sets in Baluchistan (Un-approved).	249.796 (20.610)	146.534	9.000	35.124	—	—
48.	Distribution/Rural Rehabilitation programme.	—	—	—	415.049	—	200.00
	Total (Distribution)	—	—	1687.440	2286.926	230.940	424.585
	Total (WAPDA/Power)	—	—	8801.049	10846.515	292.013	5100.000
	Total—Water and Power Dev. Authority..	—	—	11432.848	13587.156	292.013	5914.000

PAKISTAN RAILWAYS

(207-208)

PAKISTAN RAILWAYS

(Million Rupees)


Sl. No.	Name, Location and Status of the Scheme	Total Cost (F.E.C.)	Estimated Expenditure up to June, 1985	Revised Estimates for 1985-86	Allocation for 1986-87		
					Total ADP	Foreign Exchange Component	
						Own Resources	Foreign Aid
1	2	3	4	5	6	7	8
1.	New line construction including feasibility study. (Approved)	432.514 (53.915)	75.966	1.062	1.000	—	—
2.	Track Rehabilitation. (Un-App)	1000.000 (259.106)	554.052	217.697	112.897	—	—
3.	Bridge & Civil Engineering Works :						
	(a) Bridge works (Appd)	65.000 (0.500)	14.073	12.000	7.000	0.100	—
	(b) Other Bridge Works. (Appd)	38.196 (1.685)	12.484	3.390	7.000	—	—
	(c) Civil Engineering Works	69.471 (0.652)	25.067	6.957	5.500	—	—
	Total (3) ..			22.347	19.500	0.100	—
4.	Marshalling Yard Pipri (Approved)	297.850 (67.860)	287.911	0.310	—	—	—
5.	Line Capacity Works & Terminal Facilities :						
	(a) Line Capacity Works (Approved)	379.820 (70.751)	226.725	4.492	5.000	1.000	—
	(b) Doubling of Track (MUL-KWL) (Un-App)	190.760 (42.317)	—	0.001	—	—	—
	(c) Freight Terminal facilities (App)	16.687 (1.084)	3.114	1.678	0.200	—	—
	(d) Establishment of Dry Port Peshawar (Un-App)	88.000 (6.000)	—	0.585	5.000	—	—
	(e) Jamshoro siding (App)	17.000 (1.000)	—	6.000	11.000	—	—
	Total (5) ..			12.756	21.200	1.000	—
6.	Telecom. & Signalling :						
	(a) Telecom and signalling works (App)	801.423 (501.000)	783.997	—	0.001	—	—
	(b) Other Telecom Works (Appd)	23.542 (9.891)	5.353	2.275	5.000	2.000	—
	(c) Improved Signalling Works (Appd)	195.287 (64.360)	31.835	17.069	30.000	12.000	—
	(d) Other Signalling Works (Approved)	16.966 (5.256)	0.529	2.455	2.500	1.000	—
	Total (6) ..			21.799	37.501	15.000	—
7.	Plant & Machinery for Sheds, Depots, etc. :						
	(a) Plant & Machinery (Approved)	159.142 (95.089)	85.109	6.427	5.000	1.950	—
	(b) Structural Works (Approved)	87.700 (6.500)	50.148	8.509	5.000	—	—
	Total (7) ..			14.936	10.000	1.950	—

(Million Rupees)

Sl. No.	Name, Location and Status of the Scheme	Total Cost (F.E.C.)	Estimated Expenditure up to June, 1985	Revised Estimates for 1985-86	Allocation for 1986-87		
					Total ADP	Foreign Exchange Component	
						Own Resources	Foreign Aid
1	2	3	4	5	6	7	8
8.	Locomotive Factory. (Approved)	1272.000 (693.000)	70.987	30.600	100.000	—	36.000
9.	Makli & Jhimpir Sidings (Appd)	57.000 (1.500)	47.843	0.500	0.100	—	—
10.	Oil Yard Mehmud Kot. (Approved)	40.152 (4.568)	36.294	0.800	0.150	—	—
11.	Electrical Projects (App)	30.382 (10.196)	6.672	10.432	5.000	2.000	—
12.	Motive Power & Rolling Stock :						
	(a) Rehabilitation of 42 locos. (App.)	603.420 (396.109)	531.420	62.300	5.000	—	—
	(b) Procurement of 38 locos (KFW) (App)	672.250 (444.240)	671.240	1.410	—	—	—
	(c) Procurement of 30 locos (KFW) (App.)	775.000 (500.560)	227.553	547.000	1.000	—	—
	(d) Procurement of 50 locos (Japan) (App)	1570.000 (1028.000)	—	185.000	943.177	—	762.760 Japan
	(e) Procurement of 30 locos (KFW & IDB) (App.)	828.870 (547.000)	—	—	0.100	—	—
	(f) Passenger carriages etc. (App.)	1628.840 (470.000)	518.042	166.257	100.000	61.140	—
	(g) Hopper Truck/Tank Wagons (App.)	207.988 (57.610)	52.530	4.980	0.001	—	—
	Total (12)			966.947	1049.278	61.140	762.760
13.	Traction Motors. (Approved)	155.000 (80.000)	—	—	25.000	16.000	—
14.	11th Railway Project :						
	(a) Dry Port Expansion of Lahore (Approved)	149.000 (47.600)	17.700	60.240	5.000	—	—
	(b) Modernization of diesel maintenance facilities. (App)	520.400 (337.900)	5.000	437.000	70.000	—	46.240 IDA
	(c) Technical Assistance & Staff Training (Approved)	27.930 (122.830)	—	27.930	—	—	—
	(d) Feasibility study of Khanewal Karachi (Approved)	11.500 (3.600)	5.000	1.066	—	—	—
	Total (14)			526.236	75.000	—	46.240
15.	Technical Assistance (10th Railway Project) (Approved)	20.000 (20.000)	7.318	1.000	—	—	—
16.	Peshawar Division. (Un-app)	50.000	—	—	0.500	—	—
17.	Railway Board Colony (Un-Approved)	80.000	—	—	0.001	—	—
	Total—PAKISTAN RAILWAYS			1827.422	1457.127	97.190	845.000

TELEGRAPH AND TELEPHONE DEPARTMENT

(211-212)



TELEGRAPH AND TELEPHONE DEPARTMENT

(Million Rupees)

Sl. No.	Name, Location and Status of the Scheme	Total Cost (F.E.C.)	Estimated Expenditure up to June, 1985	Revised Estimates for 1985-86	Allocation for 1986-87		
					Total ADP	Foreign Exchange Component	
						Own Resources	Foreign Aid
1	2	3	4	5	6	7	8
I. Local Telephone System and Gateway Exchanges							
1.	Expn. of local Telephone in Pakistan by 50,000 lines (I/72-81) (Appd/300)	624.000 (241.500)	579.610	2.000	—	—	—
2.	Instn. of 25,000 lines in Pakistan (Phase-II), (I/72-73) (App/300)	295.050 (112.120)	263.580	1.000	—	—	—
3.	Expn. of local Telephone system in Pakistan (Phase-III) (III/73-74) (By 25000 lines) (App/300)	280.850 (116.660)	263.010	2.000	—	—	—
4.	Expn. of local Telephone sys. in Pakistan by 25000 lines (Phase-IV) (XXI/73-74) (App/300).	310.260 (127.460)	265.770	3.000	—	—	—
5.	Expn. of local Telephone sys. by 75,000 lines in Pakistan. (Phase-V) (VII/74-75), (App/300)	1511.000 (551.000)	1315.500	6.310	—	—	—
6.	Instn. of International Gateway Switching centre at KR & Satellite Receiver with Multiplex eqpt. for addl. Satellite ccts (XCT/76-77) (Appd/300)	313.000 (172.760)	176.800	60.000	70.000	—	—
7.	Expn. of local Telephone sys. in Pakistan by 40,000 lines units. (Phase-I) (App/300)						
(a)	Expn. of local Telephone sys. 28,000 lines in NTR during 5th Plan, 1st Phase (IV/81-82).	29.000 (12.510)	23.560	6.640	—	—	—
(b)	Expn. of local Telephone sys. by 2500 lines in ITR during 5th Plan, 1st phase (V/81-82), (Appd/300).	25.000 (11.000)	18.210	6.790	—	—	—
(c)	Expn. of local Telephone sys. by 1400 lines in WTR during 5th Plan, 1st phase (VI/81-82). (Appd/300)	15.000 (6.170)	11.890	3.110	—	—	—
(d)	Expn. of local Telephone sys. by 14,000 lines in KTR during 5th Plan, 1st phase (VII/81-82) (Appd/300).	153.000 (67.130)	114.930	38.070	—	—	—
(e)	Expn. of local Telephone sys. by 8400 lines in LTR during 5th Plan, 1st Phase (VIII/81-82). (Appd/300)	82.000 (36.710)	61.200	20.800	—	—	—
(f)	Expn. of local Telephone sys. by 7500 lines in CTR during 5th Plan, 1st Phase (IX/81-82). (Appd/300).	71.700 (32.570)	54.430	17.270	—	—	—
(g)	Expn. of local Telephone sys. by 3400 lines in STR during 5th Plan, 1st phase (X/81-82) (Appd/300)	42.000 (14.770)	31.390	10.610	—	—	—
8.	Instn. of second International Gateway Exch. at Islamabad. (XXIX/81-82) (Appd/300)	127.000 (80.000)	23.500	88.700	30.000	1.180	23.700
9.	Providing automatic message accounting sys. for 240,000 lines of NWD Exch. (Phase-I), (XXII/82-83) (Appd/300)	137.000 (14.840)	5.000	10.000	10.000	—	0.400

(Million Rupees)

Sl. No.	Name, Location and Status of the Scheme	Total Cost (F.E.C.)	Estimated Expenditure up to June, 1985	Revised Estimates for 1985-86	Allocation for 1986-87		
					Total ADP	Foreign Exchange Component	
						Own Resources	Foreign Aid
1	2	3	4	5	6	7	8
10.	Expn. of local Telephone sys. by 100,000 lines in Pakistan. (II/82-83) (Appd/300)	1677.000 (542.640)	1101.600	268.710	142.900	—	79.800
11.	Augmentation of Existing network for Utilizing spare capacity of 1600 lines in Exch. in KTR, KR. (VI/82-83) (Appd/330)	4.790 (2.030)	4.290	0.500	—	—	—
12.	Expn. of local telephone sys. in Pakistan by 520,000 lines units (I/84-85) (Appd/300)	6611.000 (3170.000)	345.650	405.150	501.661	66.110	244.000
Total (I)				950.660	754.561	67.290	347.900
II. Coaxial Cable System							
13.	Replacement and Augmentation of jn. cables on 24 routes by Provision of PCM sys. in Multi Exch. areas of Pakistan. (XVII/82-83) (Appd/692).	36.000 (15.500)	0.850	0.850	—	—	—
14.	Renovation of Coaxial Cable bet. RP-SGD-LH-KR. (II/78-79) (Appd/692)	13.770 (6.940)	11.770	2.000	—	—	—
15.	Instn. of 12 MHz Coaxial Cable sys. bet LH-Amritsar. (XIX/77-78) (Appd/300).	9.860 (5.420)	9.360	0.500	1.100	—	1.100
16.	Upgradation from 300 chls. of the existing CC. sys. bet GJR-Sialkot & Taxila-Haripur-Abbottabad (XXII/84-85) (Appd/300).	30.500 (14.280)	2.000	14.000	6.100	—	—
17.	Providing Digital Fibre optic Transmission link (140 Mit/s), RP & KR via FA, LH ML, SU, HYS, (X/85-86) (Appd/300).	498.080 (251.240)	—	1.000	25.000	—	25.000
Total (II)				18.350	32.200	—	26.100
III. Trunk Exchanges and STD							
18.	Instn. and Expn. trunk positions in Pakistan, Phase-II, (I/73-74). (Appd/300)	13.390 (7.880)	13.290	0.100	—	—	—
19.	Consolidation of NWD Network. (XXV/81-82) (Appd/300)	156.000 (58.000)	153.000	3.000	—	—	—
20.	Instn & Expn. of 200 trunk positions (XIII/81-82). (Appd/300)	13.600 (4.760)	4.350	8.000	1.250	—	—
21.	Provision of operational 400 lines Teleph. Exch. at Jhelum (XIX/82-83) (Appd/300).	4.300 (2.210)	3.800	0.500	—	—	—
22.	Providing NWD facilities to 26 Distt. Agency Head quarters. (XIV/84-85) (Appd/300)	61.460 (20.070)	16.460	10.000	17.000	5.800	—
23.	Instn. & Expn. of trunk exch. by 600 position in 6th Five year plan. (XVIII/84-85), (Appd/300)	44.100 (16.800)	—	—	2.900	—	—
24.	Providing NWD facilities to 65 important towns in Pakistan during 6th five year plan. (XXI/84-85) (Appd/300).	304.930 (106.960)	3.850	20.000	31.000	10.000	—
25.	Expn. of existing NWD stations with creation of new PTDCs during 6th five year plan. (XXI/84-85) (Appd/300).	429.000 (200.000)	—	21.000	25.000	—	—
26.	Providing NWD facility at Ha1a Town Distt. Hyderabad. (XXV/84-85) Appd/300)	3.340 (1.200)	—	2.340	1.000	—	—

(Million Rupees)

Sl. No.	Name, Location and Status of the Scheme	Total Cost (F.E.C.)	Estimated Expenditure up to June, 1985	Revised Estimates for 1985-86	Allocation for 1986-87		
					Total ADP	Foreign Exchange Component	
						Own Resources	Foreign Aid
1	2	3	4	5	6	7	8
27.	Providing NWD facility Sanghar. (VII/82-83) (Appd/300)	1.710 (0.720)	0.780	0.930	—	—	—
Total (III) ..				65.870	78.150	15.800	—
IV. Long Distance Network/VFT/PCO's Open Wire Line & Carrier System (Other Than Carrier on Coaxial)							
28.	Provision of 75 long distance PCO's Baluchistan (XXVI/81-82), (Appd/300)	16.000 (6.490)	15.900	0.100	—	—	—
29.	Provision of 75 long distance PCO's in NWFP (XXVII/81-82) (Appd,300).	14.000 (5.850)	13.900	0.100	—	—	—
30.	Provision of 75 long distance PCO's in Punjab (XI/81-82) (Appd,300).	16.700 (6.090)	16.600	0.100	—	—	—
31.	Provision of 75 long distance PCO's in Sind (XXVI/81-82) (Appd/300)	16.700 (6.090)	16.600	0.100	—	—	—
32.	Provision and Expn. of subsidiary routes for Teleph. Exch. in (X Pakistan II/81-82) (Appd/300)	89.000 (46.000)	35.750	30.000	13.250	—	—
33.	Instn. of 600 VFT chls EMD & 100 S+DX units (VIII/77-78) (Appd/300)	18.020 (8.500)	15.200	2.820	—	—	—
34.	Instn. & Prov. of 460 TDM. VFT. in Pakistan (I/83-84) (Appd/300)	4.790 (2.930)	—	3.790	1.000	—	—
35.	Providing 300 long distance PCO's in Rural Areas of Pakistan. (X/85-85) (Appd/300)	55.000 (13.600)	15.550	29.450	5.000	—	—
36.	Multiplex eqpt. for 2000 long distance chls (XXX/84-85). (Appd/300).	50.000 (30.000)	—	15.000	12.600	8.000	—
37.	Instn. of 3000 VFT chls. & 400 S+DX units and 1000 Teleg. Terminal Repeaters (XX/84-85) (Appd/300).	168.000 (72.000)	—	1.000	14.440	7.000	—
38.	Expn. of subsidiary Routes (trunk lines) in Pakistan (VII/85-86) (Appd/300)	106.560 (38.700)	—	1.000	15.640	5.800	—
39.	Opening of PCO's in Exch Distt. (VIII/75-76) (Appd/300)	97.040 (28.970)	97.010	0.030	—	—	—
Total (IV) ..				83.490	61.930	20.800	—
V. Telegraph Projects (Gentex) Teleprinters Telex etc.							
40.	Instn. of Electronic Telex Exch. 1000 lines units at IBA. (XIII/77-78) (Appd/300)	23.850 (11.480)	16.000	7.850	12.880	2.200	—
41.	Provision of 1500 Teleprinters. (III/81-82) (Appd/300)	70.880 (33.890)	65.580	5.300	—	—	—
42.	Expn. of KR Telex Exch. by 1200 lines units (XXX/81-82), (Appd/300).	63.070 (31.120)	38.070	25.000	—	—	—
43.	Prov. of NCR Adrema EMBOSsing and adding machines for Teleg. Offices in Pakistan (XX/81-82), (Appd/300).	3.160	0.750	2.410	—	—	—

(Million Rupees)

Sl. No.	Name, Location and Status of the Scheme	Total Cost (F.E.C.)	Estimated Expenditure up to June, 1985	Revised Estimates for 1985-86	Allocation for 1986-87			
					Total ADP	Foreign Exchange Component		
						Own Resources	Foreign Aid	
1	2	3	4	5	6	7	8	
44.	Instn. of 2000 elect. Telex Exch. at LH (XI/83-84) (App./300).	70.270 (34.490)	24.850	40.000	5.420	—	—	
45.	Expn. of Telex services in Pakistan by 9800 lines during 6th five year plan (XVI/85-86) (App./300).	338.000 (184.460)	—	11.000	9.000	—	—	
46.	Provision of 1300 Teleprinters for expn. of Teleg. services in Pakistan during 6th five year plan. (XXVII/84-85) App./300).	545.000 (254.000)	—	10.000	64.450	5.000	45.000	
Total (V) ..					101.560	91.750	7.200	45.000
VI. M/W System								
47.	Upgrading of Cento M/W sys. bet. Qt. Waracha and Providing UHF link Bet. Noshki-Kharan (V/76-77) (App./300).	30.120 (20.430)	27.120	4.600	—	—	—	
48.	Inst. of high capacity M/W Link Bet Kr. Bela Qt. D.G. Khan, D.I. Khan, Bannu-PE (XIX/81-82) (App./300).	329.900 (181.900)	65.670	45.000	181.940	—	89.800	
49.	Addition of Radio Frequency Chls. on existing M/W Link (XIII/81-82) (App./300).	214.720 (131.230)	36.720	50.000	80.000	9.410	30.000	
50.	Inst. of Additional Radio Frequency Chls. on existing M/W Link (XXXV/84-85) (App./300).	256.440 (164.730)	—	1.000	25.000	—	20.000	
Total (IV) ..					100.600	286.940	9.410	139.800
VII. VHF and other Radio System								
51.	Provision of 1900 Multiplex chls. on main trunk Route to meet the requirement of Manual Trunk VFT circuits (TXXIV/81-82). (App./300).	49.850 (23.750)	48.850	1.000	—	—	—	
52.	Inst. of standard "A" Earth Station at Islamabad. (XXI/81-82) (App./300).	170.000 (97.000)	210.000	31.250	5.400	—	3.400	
53.	Provision of 24/72 chls. UHF links bet. Bannu-Wana Miranshah (XII/82-83) (App./300).	7.160 (2.100)	6.160	1.000	—	—	—	
54.	Inst of submarine Coaxial link bet. pak. and UAE (XXVII/82-83) (App./300).	308.370 (279.850)	—	70.000	171.400	—	147.000	
55.	Modification upgrading of Dehmandro IBA Satellite Earth Station under IND-16 to IND-18 Plans X/83-84 (App./300).	149.930 (99.100)	15.930	50.000	40.000	10.000	—	
56.	Providing 125 Multichls. UHF links for connecting small town with main outlets in Pak (XXXIII/84-85) (App./300).	211.000 (79.030)	—	5.000	23.500	5.000	—	
57.	Domestic Satellite in N.A. and Baluchistan province (XXXII/84-85) (App./300)	103.400 (58.000)	—	2.000	10.000	—	5.000	
58.	Providing Twenty-four (24) indefeasible rights of use of ects in sub-marine cable (XXVIII/84-85) (App./300).	4.310 (4.310)	—	4.310	—	—	—	
59.	Providing Six (6) indefeasible rights use of ects in Satellite cable (XXIX/84-85) (App./300).	1.620 (1.620)	—	1.620	—	—	—	

(Million Rupees)

Sl. No.	Name, Location and Status of the Scheme	Total Cost (F.E.C.)	Estimated Expenditure up to June, 1985	Revised Estimates for 1985-86	Allocation for 1986-87		
					Total ADP	Foreign Exchange Component	
						Own Resources	Foreign Aid
1	2	3	4	5	6	7	8
60.	F/Exchange requirement to pay the initial investment share of Pak. to INMARSAT (XXXVII/84-85) (App./300).	0.230 (0.230)	—	0.230	—	—	—
61.	F/Exchange requirement to pay the investment share of Pakistan in INMARSAT (XII/85-86) (App./300).	0.500 (0.500)	—	0.500	—	—	—
Total (VII)				166.910	250.300	15.200	155.400
VIII. Requirement of other Departments/Agencies							
62.	Telecomm. Facilities in FATA (XI/82-83) (App./300).	19.900 (9.250)	14.900	5.000	—	—	—
63.	Providing Telecomm : facilities to other Deptt. (XV/74-75) (App./300).	120.810 (59.400)	120.760	0.050	—	—	—
64.	Pulse code modulation PCM M/W radio relay link Karachi-Pipri (IX/75-76) (App./300).	9.100 (5.200)	8.930	0.170	—	—	—
Total (VIII)				5.220	—	—	—
IX. Training and Research							
65.	Appointment of consultant introduction of new Technique (VIII/82-83) (App./300).	0.670 (0.110)	—	0.670	—	—	—
66.	Procurement of two electricity operated rota print machines and electro Master PM-70 camera and Plate Making Machine for RTTS/Karachi to be installed at TSC/HRP (XV/84-85). (App./300).	0.940 (0.590)	—	0.940	—	—	—
Total (IX)				1.610	—	—	—
X. Building and Quarters							
67.	Const. of Staff Qurts. at Mardan and Mingora (XVI/81-82). (App./300).	1.360	1.260	0.100	—	—	—
68.	Const. of seven category-III eight catg. IV eleven catg. V & four catg. VI Staff qtrs at WRT QT.) (XVIII/81-82) (App. 300).	4.690	3.000	1.690	—	—	—
69.	Const. of sixteen catg. IV and sixteen catg. V Staff qtrs, at STR, KR (XXXV/81-82) (App./300)	4.150	3.950	0.200	—	—	—
70.	Constn. of eleven catg. III and Sixteen catg-V Staff Qtrs. at ITR R/Pindi (CCCXV/81-82) (App./300)	3.930	3.830	0.100	—	—	—
71.	Const. of thirty four catg V and eighteen catg VI Staff Qtrs. at CTR Rawalpindi (XXXII/81-82) (App./300).	4.500	4.400	0.100	—	—	—
72.	Constn. of staff qtrs. at Mastung, Sibi Khuzdar, Kalat & Zhob (V/82-83) (App./300).	4.410	4.310	3.720	—	—	—
73.	Constn. of 14 House Catge. 1-A for the officers in T&T Dte. Genl. IBA (XXV/82-83) App./300).	4.410	4.310	0.100	—	—	—
74.	Purchase of 16 Nos. LDA flats for CTR Lahore (XIX/83-84 App./300)	4.820	4.800	0.020	—	—	—
75.	Constn. of 7 Houses catg, I type for the officers in T&T Dte-General IBA (XXII/83-84 App./300).	4.850	4.800	0.050	—	—	—
76.	Constn. of 10 flats catg. II type for the officers in LTR Lh. (II/84-85).	4.800	—	3.000	1.800	—	—

(Million Rupees)

Sl. No.	Name, Location and Status of the Scheme	Total Cost (F.E.C.)	Estimated Expenditure up to June, 1985	Revised Estimates for 1985-86	Allocation for 1986-87		
					Total ADP	Foreign Exchange Component	
						Own Resources	Foreign Aid
1	2	3	4	5	6	7	8
77.	Const. of 11 flats catg-II type for the officers of ITR RP. (IV/84-85) (App./300).	4.620	0.620	3.000	1.000	—	—
78.	Constn. of 11 flats catg. II type for the officers of ITR, IBA (VI/84-85). (App./300).	4.950	—	3.950	1.000	—	—
79.	Purchase of 10 flats catg. II for the officers in KTR/STR KR. XI/84-85 (App./300).	3.800	—	3.800	—	—	—
80.	Purchase of 30 flats (Lowcost) catg. V for KTR KR. (XXXVIII/84-85) (App./300).	2.550	2.500	0.050	—	—	—
81.	Purchase of two blocks of 14 flats each at Faisalabad (XXXIX/84-85) (App./300).	4.480	—	4.480	—	—	—
82.	Purchase of land for const. of T&T colony at Quetta (III/85-86) (App./300).	3.500	—	0.500	3.000	—	—
83.	Cont. of 12 Dormitories at difference stations in WTR Quetta (V/85:86) (App./300).	4.500	—	1.500	3.000	—	—
84.	Office accommodation for SAOTR Karachi (IX/85-86) App./300).	4.800	—	4.800	—	—	—
85.	Const. of 15 Staff Qtrs. in Quetta (XIII/85-86) (App./300).	4.560	—	0.560	4.000	—	—
86.	Cost. of 12 Qtrs in WTR Quetta (XV/85-86) (App./300).	3.890	—	0.890	3.000	—	—
		Total (X)	..	32.610	16.800	—	—
XI. Replacement Improvement Welfare Amenities and Other Misc. Works.							
87.	Replacement of Auto Exch. (1450) lines installed upto 1955, (II/75-76) (App./792).	45.570 (23.670)	41.330	4.240	—	—	—
88.	Replacement of Assets in Pakistan (VII/76-77), (App./692).	35.030 (11.080)	30.030 (-)1.700	5.000	—	—	—
89.	Security Arrangement of key point installation. (IX/80-81) (App./300).	4.400	3.400	1.000	—	—	—
90.	Replacement of power plant at carrier stin. Pak. Capital Exchange KR. (II/78-79) (App. /300)	1.260 (0.830)	1.160	0.100	—	—	—
91.	Welfare and amenities for T&T employees (XXIV/82-83), (App./300)	10.220	8.220	2.000	—	—	—
92.	Security arrangement for key point, installation (I/80-81) (App./300).	4.870	3.870	1.000	—	—	—
93.	Modernization of maritime communication sys. in Pakistan (III/82-83) (App./300)	4.980 (3.030)	—	2.980	2.000	—	—
94.	Replacement of 9000 lines FI, eqpt. & A/C plant of LH central-I & II & trunk Exch. (XXXIII 81/-82) App./692).	62.300 (28.370)	27.590	20.000	14.710	—	—
95.	Installation of Computer in T&T Deptt. (XXXIII/82- 83) (App./300).	10.080 (7.500)	—	1.000	11.500	—	11.500
96.	Replacement of old U/G cable in Pakistan. (XVI/82-83) (App./692).	63.500 (29.110)	8.500	15.000	7.580	—	—

(Million Rupees)


Sl. No.	Name, Location and Status of the Scheme	Total Cost (F.E.C.)	Estimated Expenditure up to June, 1985	Revised Estimates for 1985-86	Allocation for 1986-87		
					Total ADP	Foreign Exchange Component	
						Own Resources	Foreign Aid
1	2	3	4	5	6	7	8
97.	Provdg. 9 mobile TZ-II or similar cameras for taking photographs of Telephone call meters at KRL-H RP-PE-QT HYD-FA & ML (XIV/82-83) (App./300).	0.680 (0.270)	0.180	0.500	—	—	—
98.	Prov. of passenger lift in Central Teleg. House Bldg. LH (IX/83-84) (App./300).	3.350	3.250	0.100	—	—	—
99.	Replacement of 30 Teleprinters in Pakistan (XIII/83-84), (App./692)	1.430 (0.700)	0.700	0.730	—	—	—
100.	Modernization of Teleph. enquiry sys. (XVI/83-84) (App./300).	4.100	0.400	0.700	3.000	—	—
101.	Provision of Multipurpose Mini-Computer for PE (XVII/83-84), (App./300).	2.100	—	0.010	2.090	—	—
102.	Replacement of 100 old TP machines (XVIII, 83-84,) (App./692).	4.770 (2.250)	2.500	2.270	—	—	—
103.	Replacement of 12,000 old Teleph. instruments in KTR, KR & WTR, QT, (XXI/83-84) (App./300).	4.500 (1.900)	—	2.500	2.000	—	—
104.	Prov. of Four Mini Computer (II,83-84) (App./300).	1.150	1.120	0.030	—	—	—
105.	Replacement of old unserviceable local cable distribution n/w in Pakistan (VIII/85-86) (App./692).	87.600 (33.200)	—	0.500	0.500	—	—
106.	Replacement of jn. cable with PCM sys/VF cable Radio linking in Multi Exch. area (XXXI/84-85) (A. p./692)	50.000 (20.000)	—	0.500	0.500	—	—
107.	Replacement of old and unserviceable Teleph. instruments battery sets, A/C plants, Teleprinters vehicles and Others A&P assets in T&T Deptt. (XXX/84-85) (App./692)	163.560 (52.880)	—	42.900	8.000	5.000	—
108.	Consultancy charges for KFW programme (XVII/84-85). (App./300).	7.600 (5.970)	0.900	2.700	4.000	—	—
109.	Prov. of Mini Computers (XXIII/84-85) (App./300)	0.550	—	0.050	0.500	—	—
110.	Rehabilitation of DHs Korangi jn. ducts route by Constn. of RCC Box culvert at Malir River alongwith repair/re-const. damaged portion in KR (V/84-85) (App./300).	2.680	—	2.000	—	—	—
111.	Replacement of 12,000 old Teleph instruments in LTR/CTR, Lahore, (III/84-85) (App./692).	4.500	—	3.500	1.000	—	—
112.	Security arrangements for key point instrn. in Pakistan (XXVI/84-85) (App./300)	3.680	—	0.200	1.840	—	—
113.	Replacement of 11000 old Teleph. instruments in LTR/STR & NTR. (XIII/84-85) (App./692).	4.110 (1.800)	—	2.610	1.500	—	—
114.	Replacement of 75000 Lines of F I Equipment.	529.000 (247.500)	—	—	20.000	5.000	—
115.	Replacement of 227 F-36 outlived trunk position in Pakistan (IX/84-85). (App./692).	12.500 (4.770)	—	1.500	6.090	—	—
116.	Vehicles for aiding T&T employees for transport to Hospitals. (CVI/84-85) (App./300).	0.790	—	0.390	0.400	—	—
117.	Replacement of old open wire carrier sys. in Pakistan (II 85-86) (App./692)	16.500 (9.510)	—	1.500	5.000	2.500	—

(Million Rupees)

Sl. No.	Name, Location and Status of the Scheme	Total Cost (F.E.C.)	Estimated Expenditure up to June, 1985	Revised Estimates for 1985-86	Allocation for 1986-87		
					Total ADP	Foreign Exchange Component	
						Own Resources	Foreign Aid
1	2	3	4	5	6	7	8
118.	Procurement of personal computer for Ministry of communication (84-85) (App./300).	0.140	—	0.140	—	—	—
119.	Procurement of Micro Processor Dev. sys. in CTRL, IBA (IV 85-86) (App./300).	0.230	—	0.230	—	—	—
120.	Purchase of one Bus for the office of Director T&T Accounts Lahore. (VI/85-86) (App./300).	0.380	—	0.380	—	—	—
121.	Provision of passenger lifts in CTO building, Karachi. (XIV/85-86) App./300).	2.640	—	0.640	2.000	—	—
XII. Other Works		Total (XI)	..	118.900	94.210	12.500	11.500
<i>(New Schemes)</i>							
122.	Provision of 1700 PCO's in Rural Areas of Pakistan. (XXIII/85-86) (App./300).	273.900 (82.250)	—	4.400	36.800	0.950	—
123.	Introduction of data communication service through packet switch network in Pakistan (XXII/85-86) (App./300).	62.430 (28.650)	—	—	11.000	—	10.000
124.	Introduction of FACSIMILE service in Pak. (XX/85-86) (App./300).	6.960 (4.450)	—	0.100	2.090	—	—
125.	Maritime communication (INMARAT). (Un-App/300).	20.000 (15.000)	—	—	0.020	—	—
126.	Training facilities in Pakistan (App./300).	80.000 (20.000)	—	—	2.000	—	—
127.	Expansion of Telecomm Research facilities (XVII/85-86) (App./300).	4.490 (3.650)	—	—	1.000	—	—
128.	Const. of staff qtrs. and provision of welfare amenities for T&T Employees (U/App/300)	422.000	—	3.340	—	—	—
129.	Extension of T & T Dte. Genl. Islamabad (App.)	23.600	—	—	12.000	—	—
130.	Providing Engine Alternater in Automatic Teleph Exch. in Pak. (XIX/85-86) (App./300).	10.000	—	—	10.000	—	—
131.	Second Standing (A) Antenna KR. (App./300).	101.000 (63.000)	—	—	1.000	—	—
132.	Minor Works			35.000	26.000	—	—
133.	Digital Factory			—	30.000	—	26.300
134.	Provision for Clearance of Liabilities of Completed Schemes.			16.000	—	—	—
		Total (XI)		58.840	131.9.0	0.950	36.300
		Total (T & T)	..	1704.620	1798.751	148.950	762.000

CIVIL AVIATION AUTHORITY

(22I-222)



CIVIL AVIATION AUTHORITY

(Million Rupees)

Sl. No.	Name, Location and Status of the Scheme	Total Cost (F.E.C.)	Estimated Expenditure up to June, 1985	Revised Estimates for 1985-86	Allocation for 1986-87			
					Total ADP	Foreign Exchange Component		Foreign Aid
						Own Resources	Foreign	
1	2	3	4	5	6	7	8	
BANNU								
1.	Establishment of Basic Aerodrome Facilities (Approved).	26.531 (1.446)	16.447	10.084	—	—	—	
FAISALABAD								
2.	Strengthening of Runway for Airbus Operations (Approved).	66.235	20.000	23.616	9.721	—	—	
FEEDER SERVICES AIRPORTS								
3.	Construction of Feeder Services Airports and Improvement of Existing Facilities.	O. 38.851 R. 79.096	6.652	44.004	18.000	—	—	
LAHORE								
4.	Construction of new Runway and two Aprons for Wide Bodied Aircraft.	174.253 (10.269)	61.654	45.997	22.782	10.169	—	
KHUZDAR								
5.	Establishment of Basic Aerodrome Facilities (Approved).	27.724	3.000	—	24.724	—	—	
PANJGUR								
6.	Extension and Improvement of Basic Aerodrome Facilities.	27.818	5.000	—	22.818	—	—	
TURBAT								
7.	Strengthening of Runway and Improvement of Existing Facilities.	9.897	5.000	—	4.897	—	—	
KARACHI								
8.	Re-Construction of Terminal-II	—	—	—	0.100	—	—	
TECHNICAL ASSISTANCE SCHEMES								
9.	CATI Development Phase-II (Revised)	32.491 (32.491)	8.085	1.997	3.956	—	3.956	
10.	Short term consultancy for CAA by ICAO (Original for Rs. 3.847).	10.005 (10.005)	0.609	0.197	3.000	—	3.000	
11.	GENERAL-Establishment of Flight Instructor School.	8.346 (7.280)	—	0.097	—	—	—	
12.	GENERAL-Assistance for Establishment of Airport Engineering Organization CAA.	8.243 (7.619)	—	0.097	—	—	—	
Total—CIVIL AVIATION AUTHORITY					132.089	109.998	10.169	6.956

GENERAL INVESTIGATION REPORT

1. Name of the person or organization investigated: [Faded text]

2. Address of the person or organization investigated: [Faded text]

3. Date of investigation: [Faded text]

4. Name of the investigator: [Faded text]

5. Title of the investigator: [Faded text]

6. Name of the agency: [Faded text]

7. Date of report: [Faded text]

8. Name of the subject: [Faded text]

9. Address of the subject: [Faded text]

10. Date of birth: [Faded text]

11. Sex: [Faded text]

12. Race: [Faded text]

13. Height: [Faded text]

14. Weight: [Faded text]

15. Hair: [Faded text]

16. Eyes: [Faded text]

17. Complexion: [Faded text]

18. Occupation: [Faded text]

19. Education: [Faded text]

20. Marital status: [Faded text]

21. Number of children: [Faded text]

22. Name of children: [Faded text]

23. Date of birth of children: [Faded text]

24. Name of parents: [Faded text]

25. Address of parents: [Faded text]

26. Date of birth of parents: [Faded text]

27. Name of grandparents: [Faded text]

28. Address of grandparents: [Faded text]

29. Date of birth of grandparents: [Faded text]

30. Name of other relatives: [Faded text]

31. Address of other relatives: [Faded text]

32. Date of birth of other relatives: [Faded text]

33. Name of friends: [Faded text]

34. Address of friends: [Faded text]

35. Date of birth of friends: [Faded text]

36. Name of neighbors: [Faded text]

37. Address of neighbors: [Faded text]

38. Date of birth of neighbors: [Faded text]

39. Name of employers: [Faded text]

40. Address of employers: [Faded text]

41. Date of birth of employers: [Faded text]

42. Name of schools: [Faded text]

43. Address of schools: [Faded text]

44. Date of birth of schools: [Faded text]

45. Name of churches: [Faded text]

46. Address of churches: [Faded text]

47. Date of birth of churches: [Faded text]

48. Name of clubs: [Faded text]

49. Address of clubs: [Faded text]

50. Date of birth of clubs: [Faded text]

51. Name of organizations: [Faded text]

52. Address of organizations: [Faded text]

53. Date of birth of organizations: [Faded text]

54. Name of associations: [Faded text]

55. Address of associations: [Faded text]

56. Date of birth of associations: [Faded text]

57. Name of societies: [Faded text]

58. Address of societies: [Faded text]

59. Date of birth of societies: [Faded text]

60. Name of groups: [Faded text]

61. Address of groups: [Faded text]

62. Date of birth of groups: [Faded text]

63. Name of committees: [Faded text]

64. Address of committees: [Faded text]

65. Date of birth of committees: [Faded text]

66. Name of boards: [Faded text]

67. Address of boards: [Faded text]

68. Date of birth of boards: [Faded text]

69. Name of commissions: [Faded text]

70. Address of commissions: [Faded text]

71. Date of birth of commissions: [Faded text]

72. Name of departments: [Faded text]

73. Address of departments: [Faded text]

74. Date of birth of departments: [Faded text]

75. Name of divisions: [Faded text]

76. Address of divisions: [Faded text]

77. Date of birth of divisions: [Faded text]

78. Name of sections: [Faded text]

79. Address of sections: [Faded text]

80. Date of birth of sections: [Faded text]

81. Name of offices: [Faded text]

82. Address of offices: [Faded text]

83. Date of birth of offices: [Faded text]

84. Name of positions: [Faded text]

85. Address of positions: [Faded text]

86. Date of birth of positions: [Faded text]

87. Name of titles: [Faded text]

88. Address of titles: [Faded text]

89. Date of birth of titles: [Faded text]

90. Name of ranks: [Faded text]

91. Address of ranks: [Faded text]

92. Date of birth of ranks: [Faded text]

93. Name of grades: [Faded text]

94. Address of grades: [Faded text]

95. Date of birth of grades: [Faded text]

96. Name of classes: [Faded text]

97. Address of classes: [Faded text]

98. Date of birth of classes: [Faded text]

99. Name of levels: [Faded text]

100. Address of levels: [Faded text]

101. Date of birth of levels: [Faded text]

102. Name of stages: [Faded text]

103. Address of stages: [Faded text]

104. Date of birth of stages: [Faded text]

105. Name of periods: [Faded text]

106. Address of periods: [Faded text]

107. Date of birth of periods: [Faded text]

108. Name of phases: [Faded text]

109. Address of phases: [Faded text]

110. Date of birth of phases: [Faded text]

111. Name of cycles: [Faded text]

112. Address of cycles: [Faded text]

113. Date of birth of cycles: [Faded text]

114. Name of eras: [Faded text]

115. Address of eras: [Faded text]

116. Date of birth of eras: [Faded text]

117. Name of epochs: [Faded text]

118. Address of epochs: [Faded text]

119. Date of birth of epochs: [Faded text]

120. Name of ages: [Faded text]

121. Address of ages: [Faded text]

122. Date of birth of ages: [Faded text]

123. Name of dynasties: [Faded text]

124. Address of dynasties: [Faded text]

125. Date of birth of dynasties: [Faded text]

126. Name of reigns: [Faded text]

127. Address of reigns: [Faded text]

128. Date of birth of reigns: [Faded text]

129. Name of eras: [Faded text]

130. Address of eras: [Faded text]

131. Date of birth of eras: [Faded text]

132. Name of periods: [Faded text]

133. Address of periods: [Faded text]

134. Date of birth of periods: [Faded text]

135. Name of phases: [Faded text]

136. Address of phases: [Faded text]

137. Date of birth of phases: [Faded text]

138. Name of cycles: [Faded text]

139. Address of cycles: [Faded text]

140. Date of birth of cycles: [Faded text]

141. Name of eras: [Faded text]

142. Address of eras: [Faded text]

143. Date of birth of eras: [Faded text]

144. Name of epochs: [Faded text]

145. Address of epochs: [Faded text]

146. Date of birth of epochs: [Faded text]

147. Name of ages: [Faded text]

148. Address of ages: [Faded text]

149. Date of birth of ages: [Faded text]

150. Name of dynasties: [Faded text]

151. Address of dynasties: [Faded text]

152. Date of birth of dynasties: [Faded text]

153. Name of reigns: [Faded text]

154. Address of reigns: [Faded text]

155. Date of birth of reigns: [Faded text]

156. Name of eras: [Faded text]

157. Address of eras: [Faded text]

158. Date of birth of eras: [Faded text]

159. Name of periods: [Faded text]

160. Address of periods: [Faded text]

161. Date of birth of periods: [Faded text]

162. Name of phases: [Faded text]

163. Address of phases: [Faded text]

164. Date of birth of phases: [Faded text]

165. Name of cycles: [Faded text]

166. Address of cycles: [Faded text]

167. Date of birth of cycles: [Faded text]

168. Name of eras: [Faded text]

169. Address of eras: [Faded text]

170. Date of birth of eras: [Faded text]

171. Name of epochs: [Faded text]

172. Address of epochs: [Faded text]

173. Date of birth of epochs: [Faded text]

174. Name of ages: [Faded text]

175. Address of ages: [Faded text]

176. Date of birth of ages: [Faded text]

177. Name of dynasties: [Faded text]

178. Address of dynasties: [Faded text]

179. Date of birth of dynasties: [Faded text]

180. Name of reigns: [Faded text]

181. Address of reigns: [Faded text]

182. Date of birth of reigns: [Faded text]

183. Name of eras: [Faded text]

184. Address of eras: [Faded text]

185. Date of birth of eras: [Faded text]

186. Name of periods: [Faded text]

187. Address of periods: [Faded text]

188. Date of birth of periods: [Faded text]

189. Name of phases: [Faded text]

190. Address of phases: [Faded text]

191. Date of birth of phases: [Faded text]

192. Name of cycles: [Faded text]

193. Address of cycles: [Faded text]

194. Date of birth of cycles: [Faded text]

195. Name of eras: [Faded text]

196. Address of eras: [Faded text]

197. Date of birth of eras: [Faded text]

198. Name of epochs: [Faded text]


199. Address of epochs: [Faded text]

200. Date of birth of epochs: [Faded text]

114. Name of the person or organization investigated: [Faded text]

PAKISTAN BROADCASTING CORPORATION

(225—226)



PAKISTAN BROADCASTING CORPORATION

(Million Rupees)


Sl. No.	Name, Location and Status of the Scheme	Total Cost (F.E.C.)	Estimated Expenditure up to June, 1985	Revised Estimates for 1985-86	Allocation for 1986-87		
					Total ADP	Foreign Exchange Component	
						Own Resources	Foreign Aid
1	2	3	4	5	6	7	8
<i>(On-going Schemes)</i>							
1.	2x250 KW SW Transmitters Islamabad. (App.)	29.248 (15.785)	21.636	0.088	—	—	—
2.	2x100 KW SW Transmitter Islamabad. (App.)	20.078 (11.210)	13.458	0.088	—	—	—
3.	Village Broadcaster (Sibi and Abbottabad) (App.)	6.390	1.098	2.629	0.700	—	—
4.	100 KW MW Transmitter and Broadcasting House Khairpur. (App.)	32.174 (3.847)	31.017	0.828	0.120	—	—
5.	Broadcasting House, Islamabad. (App.)	97.100 (14.076)	89.698	0.177	0.180	—	—
6.	300 KW MW Transmitter, Peshawar. (App.)	38.752 (11.045)	38.461	0.220	0.700	—	—
7.	Broadcasting House, Peshawar. (App.)	31.640 (4.100)	31.373	0.263	0.500	—	—
8.	300 KW MW Transmitter and Broadcasting House, Khuzdar. (App.)	77.007 (11.068)	56.731	4.790	5.000	0.050	—
9.	10 KW MW Transmitter, Skardu. (App.)	15.502 (1.887)	10.480	—	0.500	—	—
10.	Housing Scheme for PBC employees (Phase-I). (App.)	19.484	9.857	5.904	4.000	—	—
11.	Additional Security Works. (App)	4.633	4.076	0.526	0.030	—	—
12.	10 KW MW Transmitter and Broadcasting House, Faisalabad. (App.)	10.561 (0.456)	1.000	2.848	1.500	0.050	—
13.	10 KW MW Transmitter and Broadcasting House, Gilgit. (App.)	13.302 (2.036)	—	1.753	2.500	0.600	—
14.	10 KW MW Transmitter and Broadcasting House, Zhob. (App.)	21.869 (1.945)	—	1.753	3.000	0.900	—
15.	10 KW MW Transmitter and Broadcasting House, Loralai. (App.)	21.999 (1.946)	—	1.753	3.000	0.900	—
16.	Extension of Studio and office Block at Broadcasting House, Bahawalpur. (App.)	2.700 (0.112)	—	0.439	0.800	—	—
17.	Modification of Transmitter. (App.)	4.100 (1.065)	1.391	1.576	1.500	0.100	—
18.	Balancing and Modernisation of Equipment (Phase-III). (App.)	19.990 (6.200)	0.500	2.629	3.500	2.000	—
19.	Replacement of Damage Aerial System at Rewat. (App.)	29.800 (16.890)	1.736	4.820	14.222	—	—

(Million Rupees)

Sl. No.	Name, Location and Status of the Scheme	Total Cost (F.E.C.)	Estimated Expenditure up to June, 1985	Revised Estimates for 1985-86	Allocation for 1986-87		
					Total ADP	Foreign Exchange Component	
						Own Resources	Foreign Aid
1	2	3	4	5	6	7	8
20.	100 KW MW Transmitter, Peshawar. (App.)	33.703 (4.539)	—	1.754	1.000	2.500	—
21.	Modernisation of Equipment (Phase-II). (App.)	15.370 (6.742)	17.233	0.021	—	—	—
	<i>(New Schemes)</i>						
22.	Boundary wall with Barbed Wire Fence at H.P.T. complex Rewat. (App.)	1.036	—	—	0.370	—	—
23.	Barbed Wire fence at H.P.T. Peshawar.(App.)	0.263	—	0.230	—	—	—
24.	Broadcasting House, Karachi. (Un-app.)	44.644 (4.057)	1.500	1.754	1.500	—	—
		Total (PBC)		36.934	45.222	7.100	—

PAKISTAN TELEVISION CORPORATION

(229—230)



PAKISTAN TELEVISION CORPORATION

(Million Rupees)

Sl. No.	Name, Location and Status of the Scheme	Total Cost (F.E.C.)	Estimated Expenditure up to June, 1985	Revised Estimates for 1985-86	Allocation for 1986-87		
					Total ADP	Foreign Exchange Component	
						Own Resources	Foreign Aid
1	2	3	4	5	6	7	8
<i>(On-going Schemes)</i>							
1.	Islamabad Television Centre. (App.)	393.909 (107.417)	278.735	43.367	30.000	5.000	—
2.	Karachi Television Centre. (App.)	178.876 (64.955)	154.096	6.500	6.000	1.000	—
3.	Lahore Television Centre. (App.)	112.114 (66.171)	147.095	12.000	4.000	1.200	—
4.	Quetta Television Centre. (App.)	207.568 (72.014)	171.615	3.600	18.500	10.000	—
5.	Peshawar Television Centre. (App.)	194.804 (60.124)	127.393	6.080	19.000	12.000	—
6.	Thana Bulla Khan Rebroadcast Centre. (App.)	6.157 (2.178)	4.657	—	—	—	—
7.	Sakesar Rebroadcast Centre. (App.)	6.915 (3.197)	4.915	—	—	—	—
8.	Mangora Rebroadcast Centre. (App.)	20.240 (5.675)	1.000	9.834	9.406	0.370	—
9.	Chitral Rebroadcast Centre. (Un-App.)	7.845 (1.400)	—	1.200	6.645	0.670	—
10.	Tando Allah Yar R.B. Centre. (App.)	26.350 (6.573)	1.000	5.500	20.850	1.570	—
11.	Morasar TV Booster (App.)	2.095 (0.500)	—	1.215	0.880	—	—
12.	Quetta Kalat S.H.F. Link. (App.)	21.590 (5.475)	3.000	5.000	13.590	1.470	—
13.	Quetta Kojak Pass S.H.F. Link (App.)	18.105 (4.900)	13.000	5.705	—	—	—
14.	PTV Training Academy (App.)	33.900 (12.800)	17.534	6.066	—	—	—
15.	Cherat-Sakesar-Razmak S.H.F. Link. (Un-App.)	16.500 (5.800)	1.000	5.800	9.700	1.000	—
<i>(New Schemes)</i>							
16.	Quetta-Loralai S.H.F. Link (Un-App.)	58.180 (12.765)	—	—	8.671	—	—
Total (PTVC)				111.867	147.242	34.280	—

CONSTITUTIONAL HISTORY

The Constitution of the United States is a document that has shaped the nation's political and legal landscape. It is a living document that has evolved over time through amendments and judicial interpretation. The Constitution is the supreme law of the land, and it defines the powers and responsibilities of the federal government, the states, and the citizens. It is a document that has inspired and guided the nation's progress, and it is a testament to the American people's commitment to liberty and justice under the law.

1787

1791

1803

1850

1861

AZAD KASHMIR

(233—234)

WILSON, CLAY


1885

A. K. ANNUAL DEVELOPMENT PROGRAMME 1986-87

(SUMMARY)

(Million Rupees)

Sl. No.	Sector	Allocation for 1986-87	Foreign Exchange Component		
			Total	Own Resources Foreign Aid	
1	2	3	4	5	6
1. Agriculture 161.449	73.079	—	73.079
2. Industry 17.322	—	—	—
3. Mineral 8.478	0.600	0.600	—
4. Water 18.575	—	—	—
5. Power 167.475	8.000	8.000	—
6. Transport and Communications 164.230	2.400	2.400	—
7. Physical Planning and Housing 70.500	—	—	—
8. Rural Development 74.500	—	—	—
9. Education & Training 72.275	—	—	—
10. Health & Nutrition 63.275	—	—	—
Gross Total 818.079	84.079	11.000	73.079
Less-Short Fall 89.851	—	—	—
Total (Azad Kashmir) 728.228	84.079	11.000	73.079



AZAD KASHMIR

(Million Rupees)

Sl. No.	Name, Location and Status of the Scheme	Total Cost (F.E.C.)	Estimated Expenditure up to June, 1985	Revised Estimates for 1985-86	Allocation for 1986-87		
					Total ADP	Foreign Exchange Component	
						Own Resources	Foreign Aid
1	2	3	4	5	6	7	8
AGRICULTURE							
(a) Crop Husbandry							
<i>(On-going Schemes)</i>							
1.	Strengthening of Agriculture extension service in A. K. (Revised).	21.572	9.240	4.284	4.300	—	—
2.	Constn: of input godowns in A.K. (to be re-revised).	O 7.285	5.339	2.000	2.500	—	—
		R 12.000					
3.	Procurement and distribution of chemical fertilizer in A.K.	17.792	5.200	4.700	4.800	—	—
4.	Control of colding moth in A.K.	8.678	2.799	1.652	0.200	—	—
5.	Procurement and distribution of improved seeds in A.K.	1.653 (2.001)	1.653	0.348	—	—	—
6.	Horticulture Development Programme in A.K.	9.466	1.417	2.800	2.800	—	—
7.	Expansion of Vegetable and Vegetable Seed production in A.K.	9.160	1.390	2.500	2.600	—	—
8.	Constn: of Agriculture Directorate	2.137	1.821	0.316	—	—	—
9.	Procurement and distribution of improved seeds in A.K.	1.793	—	—	0.800	—	—
	Total (On-gong)			18.600	18.000	—	—
<i>(New Schemes)</i>							
10.	Setting up of Farm Mechanization Organization in A.K. (Un-App.).	28.800 (19.112)	—	—	3.400	—	3.000
11.	Acquisition and distribution of plant protection material, (Un-App.).	6.915	—	—	0.800	—	—
	Total (New)			—	4.200	—	3.000
	Total (Crop Husbandry)			18.600	22.200	—	3.000
(b) INTEGRATED HILL FARMING DEVELOPMENT PROJECT							
(i) Agriculture Component (App.).							
12.	Agronomic Activities	12.847 (4.034)	0.803	1.096	3.416	—	1.560
13.	Apple Programme	7.734 (0.844)	0.727	1.061	1.614	—	0.260
14.	Input Distribution	5.555 (0.124)	0.033	0.602	1.784	—	—
15.	Extension Service	61.436 (0.361)	1.016	5.294	17.840	—	—
	Total (i)			8.053	24.654	—	1.820

(Million Rupees)

Sl No.	Name, Location and Status of the Scheme	Total Cost (F.E.C.)	Estimated Expenditure up to June, 1985	Revised Estimates for 1985-86	Allocation for 1986-87		
					Total ADP	Foreign Exchange Component	
						Own Resources	Foreign Aid
1	2	3	4	5	6	7	8
(ii) Livestock Component (App.)							
16.	Animal Health	9.944 (1.486)	0.030	1.578	1.968	—	—
17.	Livestock Development	28.976 (1.144)	—	1.370	6.225	—	—
	Total (ii)			2.948	8.193	—	—
(iii) Forest Component (App.)							
18.	Forestry tree plantation	110.866 (4.345)	2.325	6.695	22.647	—	1.560
19.	Forestry Seed Centre	6.867 (0.594)	0.005	0.321	1.940	—	—
20.	Forestry Research	3.663	0.006	0.280	0.818	—	—
21.	Soil Conservation	17.026 (0.124)	0.007	0.464	3.176	—	—
22.	Forestry Training	1.737 (1.026)	—	0.346	0.823	—	0.520
	Total (iii)			8.106	29.404	—	2.080
(iv) Public Works Component (App.)							
23.	Rural Roads	68.509 (0.839)	0.079	8.540	24.254	—	—
	Total (iv)			8.540	24.254	—	—
(v) Project Management (App.)							
24.	Project Coordination Unit	16.918 (4.238)	0.594	1.479	3.242	—	—
25.	Land Use Planning Unit	6.564 (0.359)	0.134	1.901	1.602	—	—
	Total (v)			3.380	4.844	—	—
	Total (Integrated Hill Farming Dev. Project)			31.027	91.349	—	3.900
(c) ANIMAL HUSBANDRY							
<i>(On-going)</i>							
26.	Providing Education and Training Facilities to Animal Husbandry Staff.	0.242	0.211	0.031	—	—	—
27.	Improvement and Expansion of Existing Veterinary Dispensaries and 1st Aid Centres.	7.760	6.742	0.500	0.518	—	—
28.	Improvement of Cattle breed by Artificial Insemination with the Assistance of UNDP/FAO. (with 15%).	2.509 (1.953)	0.698	1.000	0.811	—	—
29.	Promotion of Poultry Production in Private Sector.	8.084	0.357	1.500	1.200	—	—
30.	Prevention and Control of contagious Diseases in Livestock and Poultry.	13.800	2.022	4.300	4.500	—	—
	Total (On-going)			7.331	7.029	—	—

(Million Rupees)

Sl. No.	Name, Location and Status of the Scheme	Total Cost (F.E.C.)	Estimated Expenditure up to June, 1985	Revised Estimates for 1985-86	Allocation for 1986-87			
					Total ADP	Foreign Exchange Component		
						Own Resources	Foreign Aid	
1	2	3	4	5	6	7	8	
<i>(New Schemes)</i>								
31.	Education and Training Facilities to Animal Husbandry Staff, (Un-App.).	0.364	—	—	0.075	—	—	
32.	Expansion and Improvement of Government Poultry Complexes and Poultry Extension programme, (Un-App.).	10.527	—	—	2.000	—	—	
33.	Improvement of Cattle Breed by Artificial Insemination, (Un-App.).	3.400 (3.136)	—	—	0.296	—	—	
Total (New)					—	2.371	—	—
Total (Animal Husbandry)					7.331	9.400	—	—
(d) FORESTRY								
<i>(On-going Schemes)</i>								
34.	Reforestation of Blanks in A.K.	43.485	19.743	9.100	9.500	—	—	
35.	Forest Nurseries in A.K.	18.741	2.930	3.500	4.000	—	—	
36.	Integrated Land Management in Distt. M'abad							
	Revised Local	9.452					
	WFP share	4.608					
			14.060	5.211	2.377	1.864	—	
37.	Integrated Land Management in Distt. Poonch.							
	Revised Local	4.704					
	AFP Share	2.964					
			7.668	2.286	1.519	0.899	—	
38.	Integrated Land Management in Distt. Kotli.							
	Revised Local	6.257					
	WFP Share	4.170					
			10.427	3.518	1.582	1.157	—	
39.	Demarcation of Forest in A. K.	22.448	5.445	3.838	4.500	—	—	
40.	Training of Forest Officers. (Revised).	1.827	0.387	0.475	0.650	—	—	
41.	Preservation and Development of Wildlife in A.K.	4.039	2.760	1.279	—	—	—	
42.	Development of Pasture Land in A.K.							
	AK Govt.	6.366					
	PARC:	6.255					
			12.621	0.547	1.440	1.900	—	

(Million Rupees)

Sl. No.	Name, Location and Status of the Scheme	Total Cost (F.E.C.)	Estimated Expenditure up to June, 1985	Revised Estimates for 1985-86	Allocation for 1986-87			
					Total ADP	Foreign Exchange Component		
						Own Resources	Foreign Aid	
1	2	3	4	5	6	7	8	
43.	Watershed Management in Bhimber Sub-Division.	8.441	—	2.700	2.850	—	—	
44.	Renovation of Forest Houses in A.K.	4.500	2.034	0.851	0.900	—	—	
45.	Accommodation for Sub-ordinate staff in A.K.	14.535	10.429	2.000	2.106	—	—	
46.	Development of Tourism in A.K.	9.992	9.223	0.759	—	—	—	
47.	Development of Trout in A.K. (Revised)	2.971	2.595	0.376	—	—	—	
48.	Establishment of Mini Zoo, Wildlife Museum and Aquarium in Muzaffarabad.	8.714	—	0.828	3.093	—	—	
Total (On-going)					33.624	33.419	—	—
<i>(New Schemes)</i>								
49.	Upgradation and Extension of Tourist Facilities in A. K. (Un-App.).	10.122	—	—	1.500	—	—	
50.	Development of Tourist Resorts in A. K. (Phase-I Improvement of Hot Spring Areas), (Un-App.).	1.600	—	—	0.500	—	—	
51.	Survey of Inland Fish Resources in A.K. (Un-App.).	0.300	—	—	0.300	—	—	
52.	Expansion and Strengthening of Kashmir Forest School at Muzaffarabad (Un-App.).	3.525	—	—	1.000	—	—	
53.	Estimation and Census of Wildlife in A.K. (Un-App.).	1.500	—	—	0.600	—	—	
54.	Protection of Forest from fire in A.K. with the Assistance of UNDP, (Un-App.).							
	Local	16.058						
	UNDP	7.181						
		23.239 (7.181)	—	—	1.181	—	7.181	
Total (New)					—	5.081	—	7.181
Total (Forestry) ..					33.624	38.500	—	7.181
Total (Agriculture)					90.582	161.449	—	73.079

(Million Rupees)

Sl. No.	Name, Location and Status of the Scheme	Total Cost (F.E.C.)	Estimated Expenditure up to June, 1985	Revised Estimates for 1985-86	Allocation for 1986-87			
					Total ADP	Foreign Exchange Component		
						Own Resources	Foreign Aid	
1	2	3	4	5	6	7	8	
INDUSTRIES								
(a) Industries Department								
<i>(On-going Schemes)</i>								
55.	Setting up of Industrial Estate at Bhimber (Revised).	13.168	11.552	0.946	0.670	—	—	
56.	Preparation of Feasibility Reports, Investment Briefs, conducting of Raw material, Survey etc.	0.914	0.240	0.035	0.200	—	—	
57.	Establishment of Industrial Estate at R/Kot.	4.508	2.300	0.600	1.600	—	—	
58.	Establishment of Industrial Estate at Kotli.	5.301	2.163	0.050	1.500	—	—	
59.	Establishment of Industrial Estate at M'abad.	4.222	2.300	0.800	1.122	—	—	
60.	Conversion of Existing Industrial Training Centres of M'abad, Mirpur and R/Kot into Vocational Trg. Institutes (under revision).	1.651 (1.951)	0.670	0.981	0.300	—	—	
61.	Setting up of 10 Women Industrial Schools in AK (Revised).	9.946	5.069	1.450	1.600	—	—	
62.	Setting up of Wood Working Carving, Wool Carving, Wool Weaving Trg. cum-Dev. Centre Leepa and Athmuqam.	2.861	0.303	0.255	1.000	—	—	
63.	Establishment of Sales Emporiums at Islamabad R/pindi Chattar Domel (M'abad), Mirpur, Kotli, R Kot and expansion of existing Emporium at M'abad.	3.188	0.233	0.350	1.000	—	—	
64.	Production and Plantation of 50 lac Mulberry plants in A.K.	15.827	2.234	1.900	2.100	—	—	
65.	Development of Sericulture Industry in A.K.	9.705	4.769	1.067	1.300	—	—	
66.	Addition of Production unit with existing women Industrial Schools.	2.592	—	0.030	0.100	—	—	
67.	Improvement of Existing Industrial Estate at Mirpur.	5.366	—	1.336	2.056	—	—	
68.	Conversion of existing 6 Industrial Homes into Schools.	3.436	—	0.200	0.200	—	—	
69.	Vocational skill Trg. Programme for women in A.K.	0.112 (1.750)	—	—	0.112	—	—	
Total (On-going)					10.000	14.868	—	—
<i>(New Schemes)</i>								
70.	Establishment of Industrial Estate at Dudyal.	8.000	—	—	0.232	—	—	
71.	Establishment of Industrial Estate at Bagh	6.000	—	—	0.200	—	—	
72.	Establishment of Industrial Estate at Pallandri.	6.000	—	—	0.200	—	—	
73.	Government Printing Press M'abad Revised (App).	2.182 (0.872)	1.667	0.515	—	—	—	
Total (Industries Department)					10.515	15.500	—	—

(Million Rupees)

Sl. No.	Name, Location and Status of the Scheme	Total Cost (F.E.C.)	Estimated Expenditure up to June, 1985	Revised Estimates for 1985-86	Allocation for 1986-87		
					Total ADP	Foreign Exchange Component	
						Own Resources	Foreign Aid
1	2	3	4	5	6	7	8
(b) AKMIDC							
<i>(New Schemes)</i>							
74.	Establishment of Graphite processing Plant at Muzaffarabad, (Un-App.).	20.000 (5.000)	—	—	0.100	—	—
75.	Estab. of Gypsum Plaster Plant at Muzaffarabad (Un-App.).	5.000	—	—	0.100	—	—
76.	Feasibility Study of Various Industrial Units, (Un-App.).	5.000	—	—	1.622	—	—
Total (AKMIDC)					—	1.822	—
Total (Industries)					10.515	17.322	—
MINERALS							
A.K. MIDC							
<i>(On-going Schemes)</i>							
77.	Detailed Investigation of ruby accurances in Neelum Valley A.K.	3.870 (0.750)	1.200	1.670	0.600	—	—
78.	Development of Mica Deposit in Neelum Valley A.K.	2.270 (0.300)	0.767	1.003	0.300	—	—
79.	Geochemical Prospection of Lamnian Reshian Shah Keeri Kel Belt A.K.	3.500	0.755	1.000	1.000	—	—
80.	Mineral Appraisal survey of A.K. Collaboratory Project of AKMIDC GSP.	9.620 (0.300)	—	0.912	2.808	0.300	—
Total (On-going)					4.585	4.708	0.300
<i>(New Schemes)</i>							
81.	Mining feasibility study of Graphite deposit of shonter Valley A.K. (Un-App.).	2.000 (1.100)	—	0.830	1.170	0.300	—
82.	Preinvestment feasibility Study of Mohriwali Patlapani graphic deposit for high grade graphite. (Un-App.).	1.100 (0.200)	—	—	1.000	—	—
83.	Exploration of Graphite deposit of Shonter Valley A.J.K. (Un-App.).	10.000 (5.000)	—	—	0.100	—	—
84.	Exploration of Gypsum deposit of Muzaffarabad (Un-App.).	5.000 (1.500)	—	—	0.100	—	—
85.	Evaluation of Coal deposit of Distt. Kotli and Muzaffarabad, (Un-App.).	5.000 (2.000)	—	—	0.100	—	—
86.	Modernisation of Mineral testing Lab. M'abad (Un-App.).	0.300 (0.100)	—	—	0.300	—	—
87.	Block Provision of New Scheme Exploration/ Exploitation Scheme. (Un-App.).	10.000 (1.000)	—	—	1.000	—	—
Total (New)					0.830	3.770	0.300
Total (Minerals)					5.415	8.478	0.600

(Million Rupees)

Sl. No.	Name, Location and Status of the Scheme	Total Cost (F.B.C.)	Estimated Expenditure up to June, 1985	Revised Estimates for 1985-86	Allocation for 1986-87		
					Total ADP	Foreign Exchange Component	
						Own Resources	Foreign Aid
1	2	3	4	5	6	7	8
WATER							
<i>(On-going Schemes)</i>							
88.	Kheri Irrigation Scheme Mirpur (O—Rs. 18 Million) Revised.	57.600	12.100	17.800	12.121	—	—
89.	Commissioning of Tubewells in Chamb area.	1.454	—	0.500	0.954	—	—
Total (On-going)				18.300	13.075	—	—
<i>(New Schemes)</i>							
90.	Irrigation facilities in vitala area Mirpur	1.500	—	—	1.500	—	—
91.	Irrigation scheme Binah Valley Kotli	15.000	—	—	2.500	—	—
92.	Protection of land erosion by Suketer and Mahl Nullah.	1.000	—	—	1.500	—	—
Total (New)				—	5.500	—	—
Total (Water)				18.300	18.575	—	—
POWER							
<i>(On-going Schemes)</i>							
93.	Electrification of Rural Areas in AK, Phase-II (PC—I) approved.	696.437 (54.875)	169.747	147.794	149.550	—	—
94.	Supply of power to Industrial Growth point Jatli (Approved). Excess within 15%	4.458	4.274	0.184	—	—	—
95.	Installation of 200 KW Hydel Station at Kel App: PC-1 (App: Cost 4.960—1.466 cost of machinery) net cost, 15% excess.	4.018	3.292	0.222	—	—	—
96.	Establishment of 2000 KW Hydel Station at Khudal Shahi.	29.678 (8.000)	—	5.800	15.000	8.000	—
Total (On-going)				154.000	164.550	8.000	—
<i>(New Schemes)</i>							
97.	Establishment of Hydel Station at Leepa, (Cost Rs. 2.157—Rs. 0.507 million Cost of machinery) net—1.650.	1.650	—	—	1.650	—	—
98.	Preparation of Master Plan and Constt. of Small Hydel Stations in (AK).	3.000 (8.000)	—	—	1.275	—	—
Total (New)				—	2.925	—	—
Total (Power)				154.000	167.475	8.000	—

(Million Rupees)

Sl. No.	Name, Location and Status of the Scheme	Total Cost (F.E.C.)	Estimated Expenditure up to June, 1985	Revised Estimates for 1985-86	Allocation for 1986-87		
					Total ADP	Foreign Exchange Component	
						Own Resources	Foreign Aid
1	2	3	4	5	6	7	8
TRANSPORT AND COMMUNICATION							
(a) Roads							
<i>(On-going Schemes)</i>							
99.	Imp: and Met: of Kohala-M'abed Road (Approved). No. 15—20 miles. (Revised.)	O. 9.903 R. 28.000	9.812	—	4.000	—	—
100.	Imp Met: Dudyal-Siakh Road 9 miles.	8.969	6.785	1.310	—	—	—
101.	Imp: and Met: of Juna-Chnroi By-pass Road length 10 miles.	11.565	2.200	4.400	4.965	—	—
102.	Imp: of existing single lane metalled road to double lane metalled road from Khaigala to Brgd HQ Rawalakot, 10-30 miles.	15.000	2.671	2.300	3.500	—	—
103.	Imp: of existing single lane metalled road to double lane metalled road from Mirpur to Chechian (5-18 miles).	12.730	0.100	3.100	3.500	—	—
104.	Imp: of existing Mirpur-Pak single lane metalled road to double lane metalled road from MP Check Post Mirpur to Akalgarh (17-32 miles.).	15.950	—	4.848	5.000	—	—
105.	Imp: & Met: of Bhimber Samani-Pirgali Road 12 miles.	17.817	10.000	7.817	—	—	—
106.	Imp: & Met: of Kotli-Tata Pani Sehra Road 6 miles.	10.200	2.000	3.800	2.000	—	—
107.	Imp: & Met: of Kotli-Nikyal Road 14 to 22 miles 9 miles.	11.500	1.050	2.500	3.000	—	—
108.	Imp: & Met: of Kotli-Pallandri Road 10-50 miles (6-15.5) upto Tahlian.	17.300	1.918	6.900	3.500	—	—
109.	Imp: & Met; of Chatter Kalas-Hanse Chowki Rangla Road 11 miles (11-21).	14.833	1.595	3.800	3.500	—	—
110.	Imp: & Met: of Chatter Kalas-Garhi Dupatta Road 9 miles.	12.500	—	3.600	3.500	—	—
111.	Imp: & Met: of Dawarandi-Abbaspur Road 0-16 miles.	15.936	4.900	4.000	3.800	—	—
112.	Imp: & Met: of Abbaspur-Kahutta Road 15 Miles 17-21 & 32—41.	15.751	1.170	6.000	4.500	—	—
113.	Imp: & Met: and surfacing of Lasdana Moham-madi Gah Road (Rev. app.).	9.409	0.900	3.500	3.000	—	—
114.	Imp: & Met: of Road from Girls High School to Poly-technic Institute Rawalakot.	2.894	—	1.200	1.294	—	—
115.	Met: & carpetting of Jura-Authmuqam Road Neelum Valley 12.25 mile.	10.660	—	6.064	4.596	—	—
116.	Improvement of Ghaziabad Minahasa Road length 23 mile.	12.000	7.383	1.800	2.817	—	—

(Million Rupees)

Sl. No.	Name, Location and Status of the Scheme	Total Cost (F.E.C.)	Estimated Expenditure up to June, 1985	Revised Estimates for 1985-86	Allocation for 1986-87		
					Total ADP	Foreign Exchange Component	
						Own Resources	Foreign Aid
1	2	3	4	5	6	7	8
117.	Imp & Mett of Road from Chowki to Pargali Distt: Mirpur length 16 miles.	28.618	—	3.000	6.000	—	—
118.	Imp & Mett: of Nikyal-Khairatta Road upto Pothigali 8-1/2 miles.	9.608	—	1.439	3.000	—	—
119.	Imp & Mett: of Kalri-Kasguma Road 6.24 miles.	7.731	—	1.000	3.000	—	—
120.	Imp: & Mett: of Channi-Jabbi—Raiki road 1.5 miles.	1.300	—	0.300	1.000	—	—
121.	Imp: & Mett: of M'abad Bazar.	7.334	—	5.000	2.334	—	—
122.	Imp: & Mett: of Garhi Dupatta Kaimanga road 5 miles.	8.120	—	1.000	2.500	—	—
123.	Imp: & Mett: of Dhirkot Neela But Road 5 miles.	7.371	—	1.000	2.500	—	—
124.	Imp: & Mett: of Bhimber Samani Pargali Road mile No. 0 to 10 (within 15%).	O—8.650	8.650	0.400	0.827	—	—
		R—9.877					
125.	Constt: of Azad Pattan Rawalakot Fair weather road 17 miles.	28.409	1.558	3.500	4.000	—	—
126.	Constt: of Road Dudyal to Kathar length 7.47 miles.	15.112	0.400	5.000	4.000	—	—
127.	Constt: of Fair weather road from Reshian to Leepa via Shergali length 14.38 miles.	19.235	0.002	3.000	4.500	—	—
128.	Constt: of Rawalakot by Pass road 2.05 miles.	O—4.342	4.083	0.259	0.466	—	—
		R—4.800					
129.	Constt: of by pass road Panjeri District Mirpur.	4.330	2.264	2.166	—	—	—
130.	Bus stand link road from Rawalakot Khaigala road.	O—2.020	1.972	0.100	0.528	—	—
		R—2.600					
131.	Protection of land slides in M'abad Distt:	4.169	2.393	0.776	1.000	—	—
132.	Purchase of Road making Machinery and Transport for AK roads phase-II.	19.819	13.765	5.863	0.191	—	—
133.	Purchase of road Constt:/maintenance Machinery Phase-III.	9.414 (5.000)	—	3.200	6.214	—	—
134.	Setting up of Material Testing Laboratory at Muzaffarabad.	2.762 (2.500)	—	0.400	2.362	2.400	—
135.	Constt: of by pass road Muzaffarabad.	6.250	2.700	1.600	2.050	—	—
136.	Protection of land slide Kohala-Dhirkot road mile No. 1 (within 15%).	O—1.977	—	2.273	—	—	—
		R—2.273					
	Total (Roads)			108.115	102.944	2.400	—
(F.W.O.)							
137.	Imp: & Mett: of Muzaffarabad-Authmuqam Nauseri road (within 15%).	O—200.000	222.948	7.052	—	—	—
		R—230.000					
	Total (On-going)			115.167	102.944	—	—

(Million Rupees)

Sl. No.	Name, Location and Status of the Scheme	Total Cost (F.E.C.)	Estimated Expenditure up to June, 1985	Revised Estimates for 1985-86	Allocation for 1986-87		
					Total ADP	Foreign Exchange Component	
						Own Resources	Foreign Aid
1	2	3	4	5	6	7	8
<i>(New Schemes)</i>							
138.	Imp: & Mett : of Kohala M'abad road from Single lane to double lane metalled road (9-14 miles) 6 miles.	29.830	—	3.023	4.000	—	—
139.	Imp: ; Mett: of Kotli Pallandri road from mile No. 17.25 — 9 miles.	16.117	—	1.000	3.000	—	—
140.	Imp: & Metalling of Gulpur Kajlani road 7 miles.	14.390	—	—	1.000	—	—
141.	Imp: & Metalling of Bagh Bazsr road.	1.550	—	—	0.500	—	—
142.	Construction of M'abad Pirchanasi road upto Moldhai Hill resort.	10.000	—	—	0.500	—	—
143.	Imp:& Metalling of Link roads District Muzafarabad (17 miles).	19.700	—	—	1.100	—	—
144.	Imp: & Metalling of link roads District Poonch (20 miles).	30.727	—	—	2.500	—	—
145.	Imp: & Metalling of Link Roads District Mirpur, (14 miles).	27.270	—	—	2.000	—	—
146.	Imp: & Metalling of Link Roads District Kotli. (29 miles).	28.500	—	—	1.800	—	—
Total (New)				4.023	16.400	—	—
Total (Roads)				119.190	119.344	2.400	—
(b) BRIDGES							
<i>(On-going Schemes)</i>							
147.	Re-construction of 8 Nos. Existing Bridges on K. G. K. road.	4.671	1.930	0.500	2.241	—	—
148.	Constt: of Bridges on Kahori Rajpayan Road (Revised).	O— 1.949	—	1.062	2.957	—	—
		R— 4.019					
149.	Constt: of RCC Bridge over River Jhelum at Domel.	20.095	19.406	0.332	—	—	—
150.	Constt: of RCC Bridges Over River Jhelum at Garhi Dupatta.	18.696	17.959	0.737	—	—	—
151.	Constt: of RCC Pre-stressed Bridge Over River Jhelum at Azad Pattan.	O— 17.882	16.382	1.500	1.000	—	—
		R— 18.882					
152.	Constt: & Re-Constt: of Bridges and Culverts on Azad Pattan Pallandri Hajira road.	10.032	2.042	3.500	4.490	—	—
153.	Constt: of Wooden Steuttet bridge at Mendri Nullah Distt: Poonch A.K.	O—1.037	—	—	1.500	—	—
		R— 1.500					
154.	Constt: of RCC Bridges on Ghaziabad Arja Bagh road.	18.082	0.201	4.000	4.000	—	—

(Million Rupees)

Sl. No.	Name, Location and Status of the Scheme	Total Cost (F.E.C.)	Estimated Expenditure up to June, 1985	Revised Estimates for 1985-86	Allocation for 1986-87			
					Total ADP	Foreign Exchange Component		
						Own Resources	Foreign Aid	
1	2	3	4	5	6	7	8	
155.	Constt: of RCC Bridge over Ser Nullah on Kotli Pallandri road.	8.054	—	1.000	2.000	—	—	
156.	Constt: of RCC bridge over Panjera Nullah on Kotli Pallandri road.	3.764	—	1.000	2.000	—	—	
157.	Constt: of RCC Bridge over Sarsawa Nullah Kotli Pallandri road.	9.981	—	1.000	2.000	—	—	
158.	Constt: of RCC Bridge over River Neelum at Kahori.	18.342	—	0.005	3.000	—	—	
159.	Constt: of Akbari Bridge over Nullah Ban District Kotli.	13.000	—	—	2.000	—	—	
160.	Constt: of Rehman Bridge over Nullan Ban District Kotli.	11.288	—	—	2.000	—	—	
161.	Constt: of Devlian Bridge on Neelum Valley Road.	3.000	—	—	2.000	—	—	
Total (On-going)					14.636	31.188	—	—
<i>(New Schemes)</i>								
162.	Constt: of RCC Bridge over Nullah Abbaspur District Poonch, (Un-App).	28.380	—	3.000	4.500	—	—	
163.	Constt: of Kalri Kosguma road Bridge (Un-App).	3.000	—	—	2.000	—	—	
Total (New)					3.000	6.500	—	—
Total (Bridges)					17.636	37.688	—	—
(c) AIRPORTS								
<i>(On-going Schemes)</i>								
164.	Acquisition of land for Airport at Muzaffarabad.	17.584	15.500	2.084	—	—	—	
165.	Acquisition of land for Airport at Dhamani Rawalakot.	12.031	9.300	—	—	—	—	
166.	Constt: of Access road to Airport at Mera Kalan Muzaffarabad.	O— 6.748 R—11.027	2.546	4.200	4.281	—	—	
167.	Constt: of access road to Airport at Dhamani Rawalakot.	1.199	0.406	0.400	0.393	—	—	
Total (Airports)					6.684	4.674	—	—

(Million Rupees)

Sl. No.	Name, Location and Status of the Scheme	Total Cost (F.E.C.)	Estimated Expenditure up to June, 1985	Revised Estimates for 1985-86	Allocation for 1986-87		
					Total ADP	Foreign Exchange Component	
						Own Resources	Foreign Aid
1	2	3	4	5	6	7	8
(d) CENTRAL DESIGN OFFICE SCHEMES							
<i>(On-going Schemes)</i>							
168.	Survey of Roads in Azad Kashmir PC-II	0.600	0.150	—	0.300	—	—
169.	Feasibility Studies and Designing of Major Bridges in A. K.	1.420	0.069	0.083	0.720	—	—
170.	Feasibility Studies and designing of Major Bridges Phase-II.	6.310	—	0.700	1.000	—	—
171.	Consultancy Services, Designing and Soil Investigation etc. for Imp. Metalling of Kohala-Muzaffarabad road from single lane to double lane 20 miles PC-II approved.	0.918	—	—	0.300	—	—
172.	Traffic Count Programme in A.K.	0.296	—	0.012	0.204	—	—
Total (Central Design Office)					0.795	2.524	—
Total (Transport & Communication)					144.300	164.230	2.400
PHYSICAL PLANNING AND HOUSING							
(a) Public Health Engineering							
<i>(On-going Schemes)</i>							
173.	Greater water Supply scheme Muzaffarabad, AK : recommended to ECNEC.	O—63.334 R—143.256 (24.366)	52.649	10.638	9.419	—	—
174.	Water Supply scheme Kotli (Revised).	O—6.515 R—7.552	6.567	0.500	0.483	—	—
175.	Augmentation of Water Supply to Bhimber Town from Bhiring Tubewell (Revised).	O—8.400 (CC) 7.267	6.681	0.586	—	—	—
176.	Interium Water Supply scheme Rawalakot.	4.412	3.406	0.440	0.566	—	—
177.	Water Supply scheme Hattian Bala District Muzaffarabad (Rev.).	2.595	1.311	0.801	0.483	—	—
178.	Purchase of 3 Nos. Water Tankers for AK PWD.	1.196	—	1.196	—	—	—
179.	Imp. and Extension of Existing Water Supply System Bagh.	2.629	1.698	0.300	0.631	—	—
180.	Augmentation Water Supply Scheme Kotli PC-I.	20.093	—	2.500	4.000	—	—
Total (Public Health Engineering)					16.961	15.582	—

(Million Rupees)

Sl. No.	Name, Location and Status of the Scheme	Total Cost (F.E.C.)	Estimated Expenditure up to June, 1985	Revised Estimates for 1985-86	Allocation for 1986-87		
					Total ADP	Foreign Exchange Component	
						Own Resources	Foreign Aid
1	2	3	4	5	6	7	8
(b) Government Servants Housing							
<i>(On-going Schemes)</i>							
181.	Constt: of Assembly Hall and MLA Hostel at Muzaffarabad.	17.500	16.894	0.606	—	—	—
182.	Constt: of Sectt: Complex Block No. 2 and 3 at Chattar Domel M'abad (Revised).	12.633	12.631	0.002	—	—	—
183.	Azad Jammu and Kashmir Secretariat Complex Chattar Domel M'abad Block No. 4.	8.175	0.598	0.800	3.000	—	—
184.	Constt: of High Court Building at Muzaffarabad, (Revised).	14.544	6.555	3.450	3.000	—	—
185.	Constt: of Kashmir House at Islamabad.	O—8.841 R—14.962	7.559	2.885	3.000	—	—
186.	Constt: of P.M. Block Kashmir House at Islamabad.	7.874	—	1.400	2.500	—	—
187.	Constt: of P.M. Block at Chatter Domel Muzaffarabad.	17.400	—	2.600	2.600	—	—
188.	Constt: of Jail Building at Kotli	3.000	—	0.025	1.575	—	—
189.	Constt: of Residential and Office Accommodation for Police Deptt: in AK Phase-II.	19.490	2.491	1.700	4.000	—	—
190.	Constt: of 3 rooms flats double storey Govt. Housing at Muzaffarabad.	2.344	—	0.300	2.044	—	—
191.	Constt: of Residential Colonies for Govt. Servants in A.K. (App.).	O—6.880 CC—6.306	6.167	0.139	—	—	—
192.	Imp: of Jail building at Mirpur and Muzaffarabad	1.614	—	0.760	0.854	—	—
193.	Constt: of 4 Nos. Ministerial Bungalows at Jalalabad Muzaffarabad.	5.300	—	1.000	2.188	—	—
194.	Constt: of Govt. Offices for Judicial and Revenue Deptt: at Kotli.	4.319	0.005	1.923	2.391	—	—
195.	Constt: of Govt. Offices for Judicial and Revenue Deptt. at Distt. Poonch Rawalakot.	3.585	—	0.878	1.707	—	—
196.	Constt. of Govt. Offices at Distt. Muzaffarabad	2.503	—	0.535	0.665	—	—
197.	Constt: of Govt. Offices at Distt. Mirpur	1.357	—	0.487	0.870	—	—
198.	Constt: of Rest House at Bagh District Poonch (Rev.).	1.465	0.662	0.303	0.500	—	—
199.	Constt: of Rest House at Sudhangali (Revised)	1.092	0.571	0.286	0.235	—	—
200.	Constt: of Rest House at Rawalakot (Dnurmsal)	1.531	0.557	0.712	0.262	—	—
201.	Constt: of Rest House at Chechon Tehsil Palandri.	O—0.474 R—1.118	0.414	0.060	0.644	—	—
202.	Constt: of Rest House Nikyal.	2.427	—	0.150	1.227	—	—
203.	Purchase of land for Govt. Housing Scheme Distt. Muzaffarabad.	O—7.310 CC—6.234	5.734	—	0.500	—	—
204.	Purchase of land for Govt. Housing Scheme District Poonch.	8.240	7.087	0.010	1.143	—	—
Total (On-going)				21.011	34.935	—	—

(Million Rupees)

Sl. No.	Name, Location and Status of the Scheme	Total Cost (F.E.C.)	Estimated Expenditure up to June, 1985	Revised Estimates for 1985-86	Allocation for 1986-87		
					Total ADP	Foreign Exchange Component	
						Own Resources	Foreign Aid
1	2	3	4	5	6	7	8
<i>(New Schemes)</i>							
205.	Constt: of Quaid-e-Azam Memorial at Muzaffarabad. (Un-App.)	3.458	—	—	0.200	—	—
206.	Constt: of 3 rooms flats double storey Govt. Housing at Kotli, (Un-App.).	2.344	—	—	0.800	—	—
207.	Constt: of Category IV and V Houses at Rawalakot. (Un-App.).	2.500	—	—	0.690	—	—
Total (New Schemes)					1.690	—	—
<i>(c) Public Housing Schemes</i>							
<i>(On-going Schemes)</i>							
208.	Housing Scheme at Upper Chatter Muzaffarabad (Revised).	11.520	9.546	0.700	1.274	—	—
209.	Housing scheme at Rawalakot.	O—11.000 R—14.000	9.651	0.100	1.000	—	—
210.	Housing scheme at Chottagala District Poonch.	O—7.403 CC. 5.059	4.959	0.100	—	—	—
211.	Housing scheme at Kotli	O—9.081 R—14.742	7.853	0.025	1.000	—	—
212.	Housing Scheme Phase-II at Upper Chatter Muzaffarabad.	5.809	—	—	1.000	—	—
Total (Public Housing Schemes)					0.925	4.274	—
<i>(d) Central Design Office Schemes</i>							
<i>(On-going Schemes)</i>							
213.	Provision of drinking water supply to towns in AK 4 Districts PC-II.	1.950	1.856	0.080	0.014	—	—
214.	Water Supply test Tube wells in AK PC-II.	4.213	1.878	0.800	1.535	—	—
215.	Consultancy services for preparation of scheme Greater water supply Sewerage and storm drainage at Rawalakote PC-II.	2.100	—	0.200	1.000	—	—
216.	Consultancy Services for preparation of scheme Sewerage and storm water drainage Muzaffarabad PC-II.	2.100	—	0.200	1.000	—	—
217.	Consultancy Services for preparation of schemes greater water supply sewerage and storm water drainage Kotli PC-II.	2.200	—	0.200	1.000	—	—
218.	Architectural Planning and Detailed Estimate of Government Offices and Admin Building PC-II.	1.200	0.877	0.323	—	—	—
Total (CDO)				..	1.803	4.549	—

(Million Rupees)

Sl. No.	Name, Location and Status of the Scheme	Total Cost (F.E.C.)	Estimated Expenditure up to June, 1985	Revised Estimates for 1985-86	Allocation for 1986-87		
					Total ADP	Foreign Exchange Component	
						Own Resources	Foreign Aid
1	2	3	4	5	6	7	8
(c) Mirpur Development Authority Mirpur							
<i>(On-going Schemes)</i>							
219	Metalling and carpetting of existing Katcha link road Mirpur town i/e drainage works (length 8.04 miles).	O—6.076 CC. 5.476	4.443	1.000	0.033	—	—
220	Imp: metalling and carpetting of Haul road Mirpur Town i/c restoration of damaged portion (length 1.75 miles).	O—7.288 CC. 6.288	3.504	2.195	0.589	—	—
221	Widening and carpetting of Allama Iqbal Road Mirpur Town i/c reconditioning of remaining portion widening carpetting metalling length 3.6 miles and reconditioning of remaining portion length 1 mile).	6.546	1.771	1.000	1.500	—	—
222	Renovation of Existing Water Supply net Work Mirpur (PC-II)	0.263	0.145	0.118	—	—	—
223	Rehabilitation of Existing Sewerage System Mirpur (PC-II).	0.472	0.259	0.213	—	—	—
224	Development Plan of Mirpur Town Survey and Master Plan for extension of replanning of existing Town PC-II.	1.224	—	1.224	—	—	—
225	Supply of Water through Community taps from existing water supply net work to newly developed and old abadies laying adjoining and to the north of new Mirpur Town.	2.982	—	—	1.732	—	—
Total (On-going Schemes) ..				5.750	3.854	—	—
<i>(New Schemes)</i>							
226	Renovation of Existing Water Supply net Work Mirpur PC-I. (Un-App.).	27.087	—	—	3.500	—	—
227	Renovation and Rehabilitation of Existing Sewerage System of Mirpur Town PC-I. (Un-App.).	17.440	—	—	1.646	—	—
228	Commissioning of Tubewell at Dudyal PC-I. (Un-App.).	2.259	—	—	0.500	—	—
Total (New Schemes)				—	5.646	—	—
Total (Physical Planning & Housing)				46.450	70.500	—	—

(Million Rupees)

Sl. No.	Name, Location and Status of the Scheme	Total Cost (F.E.C.)	Estimated Expenditure up to June, 1985	Revised Estimates for 1985-86	Allocation for 1986-87		
					Total ADP	Foreign Exchange Component	
						Own Resources	Foreign Aid
1	2	3	4	5	6	7	8
RURAL DEVELOPMENT							
229. I-Water Supply :							
	(a) Consultancy, Feasibility and turn Key Basis Construction.	—	—	13.222	10.000	—	—
	(b) Rural Water Supply	—	—	—	10.400	—	—
	(c) Integrated Water and Sanitation project (Aided by UNICEF) App:	—	—	—	1.500	—	—
	(d) Supply of Water through community taps to new Mirpur Town.	—	—	1,250	—	—	—
	Total (I)			14.472	21.900	—	—
230. II-Roads and Communication :							
	(a) Completion of on-going suspension bridges in Azad Kashmir.	—	—	2.600	6.000	—	—
	(b) Construction of Roads.	—	—	13.290	6.800	—	—
	(c) Construction of roads under World Food Programme App.	—	—	—	2.500	—	—
	Total (II)			15.890	15.300	—	—
231.	Education	—	—	6.804	10.000	—	—
232.	Irrigation	—	—	0.402	—	—	—
233.	Soil Conservation	—	—	0.147	—	—	—
234.	Physical Planning and Housing	—	—	0.070	2.100	—	—
235.	Maintenance of Roads Bridges and Buildings. Break up to be scrutinised by planning and Approved by Government.	—	—	1.973	3.500	—	—
236.	Matching grant/Community dev. Projects.	—	—	0.468	2.000	—	—
237.	Aid to urban Local Councils	—	—	2.400	2.300	—	—
238.	Health and Sanitation Construction of drainage and payment of streets.	—	—	—	1.300	—	—
239.	Transport	—	—	0.300	0.100	—	—
140.	Training/Workshop	—	—	0.010	—	—	—
241.	Special Govt. Directive Projects	—	—	5.598	10.000	—	—
242.	Administrative Charges break up to scrutinized by Planning and Dev. and Approved by Govt.	—	—	4.316	4.000	—	—
243.	Block Provision	—	—	—	2.000	—	—
	Total (Rural Development)			52.850	74.500	—	—
EDUCATION							
(a) Primary Education							
(On-going Schemes)							
244.	Training Programme of Primary Teachers (App. Rs. 2.325).	2.223	2.223	—	—	—	—
245.	Provision of Equipment to 1755 Primary Schools	8.398	1.206	2.000	3.000	—	—
	Total (Primary Education)			2.000	3.000	—	—

(Million Rupees)

Sl. No.	Name, Location and Status of the Scheme	Total Cost (F.E.C.)	Estimated Expenditure up to June, 1985	Revised Estimates for 1985-86	Allocation for 1986-87			
					Total ADP	Foreign Exchange Component		Foreign Aid
						Own Resources		
1	2	3	4	5	6	7	8	
(b) Secondary Education								
<i>(On-going Schemes)</i>								
(i) Middle Schools								
246.	Construction of Main Building and Hostel for National Agrotechnical Teachers Training Centre Muzaffarabad (Approved 1.790).	1.600	1.600	—	—	—	—	
247.	Construction of Additional rooms and Acquisition of land with 23 Old Middle Schools Poonch District (Approved 6.670).	6.189	6.129	—	0.060	—	—	
248.	Construction of Additional rooms (3 rooms each and Acquisition of land with 29 Old Middle Schools of Muzaffarabad Distt: (Approved).	8.384	8.314	—	0.070	—	—	
249.	Supply of equipment and Construction of work shops for introduction of Agrotechnical subjects in Classes VI to VIII (Approved 9 780).	16.000	7.004	1.822	1.000	—	—	
250.	Construction of Additional rooms (3 rooms each) and Acquisition of land with 25 new Girls Middle Schools of Muzaffarabad District.	7.470	1.690	2.373	3.137	—	—	
251.	Construction of Additional rooms (3 rooms each) and Acquisition of land with 45 new Girls Middle Schools of Poonch District (Approved).	13.190	2.486	3.215	3.300	—	—	
252.	Construction of Additional rooms (3 rooms each) and Acquisition of land with 25 new Girls Middle Schools of Mirpur District.	7.250	2.149	2.175	2.926	—	—	
253.	Construction of Additional rooms (3 rooms each) and Acquisition of land with 15 new Girls Middle Schools of Kotli District.	4.350	1.128	1.605	1.617	—	—	
254.	Construction of Additional rooms (4 rooms each) and Acquisition of land with 47 Boys Middle Schools of Poonch District.	14.630	2.781	3.468	3.500	—	—	
255.	Construction of Additional rooms (3 rooms each) and Acquisition of land with 32 Boys Middle Schools of Muzaffarabad District.	9.430	3.379	2.669	3.053	—	—	
256.	Construction of Additional rooms (3 rooms each) and Acquisition of land with 13 Boys Middle Schools of Mirpur District. (Approved).	3.770	1.466	1.751	0.553	—	—	
257.	Construction of Additional rooms (3 rooms each) and Acquisition of land with 11 Boys Middle Schools of Kotli District. (Approved).	3.190	1.266	1.497	0.427	—	—	
Total (On-going)				20.575	19.643	—	—	

(Million Rupees)

Sl. No.	Name, Location and Status of the Scheme	Total Cost (F.E.C.)	Estimated Expenditure up to June, 1985	Revised Estimates for 1985-86	Allocation for 1986-87		
					Total ADP	Foreign Exchange Component	
						Own Resources	Foreign Aid
1	2	3	4	5	6	7	8
<i>(New Schemes)</i>							
258.	Construction of Buildings (3 rooms each) with 280 Boys Middle Schools of AJ&K.	80.400	—	—	1.500	—	—
259.	Construction of Buildings (3 rooms each) with 241 Girls Middle Schools of AJ&K.	72.300	—	—	1.300	—	—
260.	Provision of Equipment to 700 Middle Schools.	21.000	—	—	0.059	—	—
261.	Acquisition of land with 520 Middle Schools.	18.200	—	—	0.400	—	—
Total (New)				—	3.259	—	—
Total (Middle Schools)				20.575	22.902	—	—
<i>(ii) High Schools</i>							
<i>(On-going Schemes)</i>							
262.	Construction of Additional rooms accommodation and Provision of equipment etc. to 13 old and 25 new High Schools of Mirpur District (Approved 9.260).	8.706	8.706	—	—	—	—
263.	Construction of Additional Accommodation and Provision of equipment etc. 12 old and 25 new High Schools of Poonch District.	10.450	9.680	0.270	0.500	—	—
264.	Construction of Addl. Accommodation and Provision of Equipment etc. to 9 old 10 new High Schools of Muzaffarabad District. (App.)	5.991	5.926	0.030	0.035	—	—
265.	Acquisition of land with 60 new High Schools of AJ&K (App. 2.930).	3.500	2.071	0.007	0.500	—	—
266.	Acquisition of land with 34 old High Schools of AJ&K (App. 2.520).	3.720	2.400	0.020	0.500	—	—
267.	Provision of Equipment to 43 High Schools of AJ&K.	1.926	1.814	—	0.112	—	—
268.	Construction of Additional Rooms with 4 High Schools of Kotli District (Approved 1.605).	1.303	1.253	0.050	—	—	—
269.	Construction of Additional rooms with 17 High Schools of Poonch District. (Approved) 6.707).	6.774	6.432	0.042	0.300	—	—
270.	Construction of Additional rooms with 16 High Schools of Muzaffarabad District. (Approved 6.518).	6.720	5.684	0.618	0.418	—	—
271.	Acquisition of land with 40 High Schools. (Approved 6.956).	2.500	1.071	0.026	0.400	—	—
272.	Construction of Buildings; Acquisition of land and Provision of Equipment for 16 newly raised High Schools of Poonch District. (App.)	8.288	4.899	1.250	2.139	—	—

(Million Rupees)

Sl. No.	Name, Location and Status of the Scheme	Total Cost (F.E.C.)	Estimated Expenditure up to June, 1985	Revised Estimates for 1985-86	Allocation for 1986-87			
					Total ADP	Foreign Exchange Component		
						Own Resources	Foreign Aid	
1	2	3	4	5	6	7	8	
273.	Construction of Buildings acquisition of land and Provision of equipment to 10 newly raised High Schools of Muzaffarabad District. (App.).	6.500	3.829	1.484	0.400	—	—	
274.	Construction of Buildings, acquisition of land and Provision of Equipment to 15 newly raised High Schools of Mirpur District (App.).	7.675	4.632	1.500	1.543	—	—	
275.	Construction of Buildings, acquisition of land and Provision of equipment of 4 newly raised High Schools of Kotli District. (App.).	2.226	1.720	0.506	—	—	—	
276.	Construction of Additional rooms and Acquisition of land with 15 Boys High Schools of M'abad District. (Approved).	9.240	4.092	3.500	1.648	—	—	
277.	Construction of Additional rooms and Acquisition of land with 16 High Schools of Kotli District. (Approved).	10.220	2.731	2.300	1.400	—	—	
278.	Construction of Additional rooms and acquisition of land with 29 new Boys High Schools of Poonch District.	18.120	4.980	3.367	2.700	—	—	
279.	Construction of Additional rooms and acquisition of land with 12 new Boys High Schools of Mirpur District.	7.410	1.411	1.000	1.250	—	—	
280.	Construction of Buildings and acquisition of land with 13 Girls High Schools of A.K. (App.).	8.300	2.101	1.237	1.500	—	—	
281.	Purchase of equipment and construction of buildings etc. for D.E.O's Offices.	1.780	1.230	0.121	0.429	—	—	
282.	Re-habilitation and Renovation of 14 High Schools Buildings damaged due to heavy rains and snow storms (Approved).	7.300	—	1.138	2.750	—	—	
Total (On-going)					18.466	18.524	—	—
<i>(New Schemes)</i>								
283.	Construction of Buildings and acquisition of land for 24 Boys High Schools of 4 District. (Un-App.).	15.474	—	—	1.108	—	—	
284.	Construction of Buildings and acquisition of land for 19 Girls High Schools of 4 Districts. (Un-App.).	12.250	—	—	1.100	—	—	
285.	Construction of parida walls with 100 Girls High Schools of AJ&K (Un-Approved).	10.000	—	—	0.100	—	—	
286.	Provision of Equipment and Teaching Aid to 200 High Schools. (Un-Approved).	10.000	—	—	0.200	—	—	
287.	Construction of Additional rooms and acquisition of land with 64 High Schools of AJ&K.	20.000	—	—	0.200	—	—	
288.	Construction of Buildings Provision of Equipment and acquisition of land for Education Extension Centre Muzaffarabad. (Un-Approved).	7.500	—	—	0.040	—	—	
Total (New)					—	2.718	—	—
Total (High Schools)					18.466	21.242	—	—

(Million Rupees)

Sl. No.	Name, Location and Status of the Scheme	Total Cost (F.E.C.)	Estimated Expenditure up to June, 1985	Revised Estimates for 1985-86	Allocation for 1986-87			
					Total ADP	Foreign Exchange Component		
						Own Resources	Foreign Aid	
1	2	3	4	5	6	7	8	
(c) COLLEGE EDUCATION								
<i>(On-going Schemes)</i>								
289.	Construction of Buildings and acquisition of land etc. with 6 Inter Colleges of Poonch District. (Approved)	4.597	4.417	0.180	—	—	—	
290.	Construction of Buildings and acquisition of land with 3 Inter Colleges of Muzaffarabad District. (Approved) 2.670).	2.406	2.165	0.241	—	—	—	
291.	Construction of Buildings and Acquisition of land with 4 Inter Colleges of Mirpur District. (Approved 3.718).	3.539	3.479	0.060	—	—	—	
292.	Construction of Buildings and Acquisition of land etc. with 3 Inter Colleges of Kotli District (Approved).	2.881	2.381	0.225	0.275	—	—	
293.	Construction of Compound Walls with 7 Degree Colleges.	4.300	2.635	0.993	0.672	—	—	
294.	Construction of Additional accommodation and Provision of equipment to existing Degree Colleges. (Approved : 6.720).	7.345	5.815	0.579	0.646	—	—	
295.	Construction of Buildings and acquisition of land with Degree College Dudyal (Approved)	4.690	3.027	0.951	0.712	—	—	
296.	Improvement of Hostel Building and major repairs of existing building of Boys College Rawalakot. (Approved).	1.072	0.893	0.026	0.153	—	—	
297.	Construction of Buildings and acquisition of land and Provision of equipment 3 Girls Colleges (Approved).	8.916	8.644	0.272	—	—	—	
298.	Construction of Buildings and acquisition of land etc. with Girls Degree College Kotli (Approved).	3.940	2.237	0.200	1.503	—	—	
299.	Acquisition of land and construction of buildings etc. for 5 Inter Colleges of Kotli Distt. (App.).	8.680	1.332	0.460	1.600	—	—	
300.	Acquisition of land construction of buildings and Provision of equipment to 5 Inter Colleges of Mirpur District (Approved).	7.325	2.020	2.260	1.600	—	—	
301.	Acquisition of land and Construction of Buildings etc. for 8 Inter Colleges for M'abad District (Approved).	11.450	1.195	1.439	2.000	—	—	
302.	Acquisition of land and construction of buildings etc. for 9 Inter Colleges of Poonch District. (Approved).	14.970	1.713	1.775	2.200	—	—	
303.	Re-habilitation and Renovation of 6 Inter Colleges Buildings (Approved).	2.170	—	0.467	1.703	—	—	
304.	Construction and Improvement of Physical facilities to 6 Inter Colleges bifurcated from the the AJ&K University (Approved).	15.394	3.034	4.984	2.600	—	—	
Total (On-going)					15.212	15.664	—	—

(Million Rupees)

Sl. No.	Name, Location and Status of the Scheme	Total Cost (F.E.C.)	Estimated Expenditure up to June, 1985	Revised Estimates for 1985-86	Allocation for 1986-87			
					Total ADP	Own Resources	Foreign Exchange Component	
1	2	3	4	5	6	7	8	
<i>(New Schemes)</i>								
305.	Construction of parda walls with 3 Girls Colleges (Un-approved).	1.500	—	—	0.300	—	—	
306.	Provision of Additional accommodation and equipment to 6 Degree Colleges to be bifurcated from the AJ&K University (Recommended to A.K.C.D.C.).	20.900	—	—	2.000	—	—	
Total (New)					—	2.300	—	—
Total (College Education)					15.212	17.964	—	—
(d) Technical Education								
<i>(On-going Schemes)</i>								
307.	Establishment of a Polytechnic Institution Azad Kashmir at Rawalakot (Approved).	29.940	—	0.150	4.000	—	—	
Total (On-going)					0.150	4.000	—	—
<i>(New Schemes)</i>								
308.	Establishment of a polytechnic Institute at M'abad (Un-approved).	30.000	—	—	0.020	—	—	
Total (New)					—	0.020	—	—
Total (Technical Education)					0.150	4.020	—	—
(e) LIBRARIES								
309.	Establishment of Public Library at Jalalabad A.K. (Approved).	1.630	—	0.500	1.130	—	—	
(f) SPECIAL EDUCATION								
310.	Establishment of two Pilot Projects for Deaf and Blind Children at Muzaffarabad.	11.600	—	—	0.517	—	—	
(g) PLANNING AND DEVELOPMENT								
<i>(On-going Schemes)</i>								
311.	Monitoring and Evaluation Cell in Planning Deptt. (App. 0.880).	2.500	0.933	0.300	1.000	—	—	
312.	Expansion and strengthening of Planning and Development Library & Documentation Programme (App. 0.655).	1.000	0.270	0.128	0.500	—	—	
Total (Planning Development)					0.428	1.500	—	—
Total (Education)					57.331	72.275	—	—

(Million Rupees)

Sl. No.	Name, Location and Status of the Scheme	Total Cost (F.E.C.)	Estimated Expenditure up to June, 1985	Revised Estimates for 1985-86	Allocation for 1986-87		
					Total ADP	Foreign Exchange Component	
						Own Resources	Foreign Aid
1	2	3	4	5	6	7	8
HEALTH							
<i>(On-going Schemes)</i>							
(a) Physical Facilities BHUs//Dispensaries/MCHs.							
313.	Opening of 19 Dispensaries in M'abad (Revised)	9.128	5.969	0.745	2.414	—	—
314.	Opening of 20 Dispensaries in Poonch (Revised)	9.775	6.020	0.702	3.053	—	—
315.	Opening of 20 Dispensaries in Mirpur (Revised)	9.137	5.593	0.891	2.653	—	—
316.	Opening of 11 Dispensaries in Kotli (Revised).	4.948	3.594	1.288	0.066	—	—
317.	Constt. of 11 Maternity Centres in AK	4.499	0.519	0.755	3.225	—	—
318.	Establishment of 12 BHUs in Distt. M'abad.	6.646	0.184	1.400	1.500	—	—
319.	Estab. of 10 BHUs in District Mirpur.	5.313	0.510	1.120	1.500	—	—
320.	Estab. of 30 MCH Centres in AK.	11.672	—	0.630	3.000	—	—
(b) Rural Health Centres :							
321.	Estab. of Dental Clinics in rural areas at Tehsil level	4.513	2.826	0.200	1.487	—	—
322.	Constt. of 4 Rural Health Centres in Distt. Muzaffarabad	9.620	3.287	1.950	3.000	—	—
323.	Constt. of 5 RHCs in Distt. Poonch.	9.799	5.906	3.440	1.453	—	—
324.	Constt. of 4 RHCs in District Mirpur.	9.347	5.096	1.298	2.953	—	—
325.	Constt. of 3 RHCs in District Kotli.	9.471	5.676	1.667	2.128	—	—
(c) Hospital Beds							
326.	Provision of addl. Beds to Hospitals (Dispensaries (Revised).	9.455	8.791	0.664	—	—	—
327.	Estab. of DHQ Hospital Kotli, (Revised).	50.930 (3.863)	25.437	11.602	10.028	—	—
328.	Imp./Upgradation of existing Hospitals/Dispensaries in Muzaffarabad.	16.330	11.756	3.019	1.555	—	—
329.	Imp./Upgradation of existing Hospitals/Dispensaries Mirpur.	14.163	7.913	1.595	2.000	—	—
330.	Imp./Upgradation of existing Hospitals/Dispensaries Poonch.	9.925	6.627	1.620	1.678	—	—
331.	Imp./Upgradation of existing Hospitals/Dispensaries Kotli.	7.818	5.253	0.500	2.065	—	—
332.	Estab/Improvement of DHQ Hospital Mirpur.	15.520 (1.000)	0.421	1.000	1.000	—	—
333.	Imp/Estab. of DHQ Hospital Rawalakot	14.667 (1.000)	0.480	1.330	1.000	—	—
334.	Constt. of Central Medical Store at Islamabad (Revised).	6.580	5.472	0.829	0.279	—	—

(Million Rupees)

Sl. No.	Name, Location and Status of the Scheme	Total Cost (F.E.C.)	Estimated Expenditure up to June, 1985	Revised Estimates for 1985-86	Allocation or 1986-87		
					Total ADP	Foreign Exchange Component	
						Own Resources	Foreign Aid
1	2	3	4	5	6	7	8
(d) Health Manpower Development							
335.	Establishment of Para Medical Institute at Mirpur.	33.315	23.302	5.295	4.718	—	—
336.	Construction of approach road to Chitterpari complex.	1.966	0.600	0.371	0.995	—	—
(e) Preventive Programmes							
337.	Expanded programme on Immunization	11.913	5.428	2.674	2.500	—	—
338.	Extension of TB Control in A.K.	1.719	0.266	0.171	1.282	—	—
339.	Health Education Programme in A.K.	1.440	0.649	0.200	0.300	—	—
340.	Training of TBAs in A.K.	1.661	0.269	0.060	1.332	—	—
341.	Leprosy Control in A.K.	4.420 (4.400)	4.405	0.015	—	—	—
(f) Nutrition Programme							
342.	Supplementary feeding for infants, Preschool Children Pregnant Women and lactating mothers under WFP in A.K.	2.710	2.307	0.669	0.700	—	—
Total (On-going)				47.700	59.864	—	—
(New Schemes)							
343.	Establishment of 19 BHUs in Poonch	10.524	—	0.100	0.800	—	—
344.	Establishment of 14 BHUs in Kotli	7.754	—	0.200	0.641	—	—
345.	Establishment of 3 RHCs in Muzaffarabad	6.009	—	—	0.350	—	—
346.	Construction of 3 RHCs in Mirpur	7.521	—	—	0.300	—	—
347.	Construction of 5 RHCs in Poonch	11.167	—	—	0.760	—	—
348.	Construction of 3 RHCs in Kotli	7.521	—	—	0.400	—	—
349.	Improvement/Renovation of Tehsil H.Q. Hospitals in A.K.	25.000	—	—	0.160	—	—
Total (New)				0.300	3.411	—	—
Total (Health)				48.000	63.275	—	—
Total Gross				627.783	818.079	11.000	73.079
Less-Short Fall				—	89.851	—	—
Total (Azad Kashmir)				627.783	728.228	11.000	73.079

NORTHERN AREAS ANNUAL DEVELOPMENT PROGRAMME 1986-87

(SUMMARY)

(Million Rupees)

Sl. No.	Sector	Allocation for 1986-87	Foreign Exchange Component		
			Total	Own Resources	Foreign Aid
1	2	3	4	5	6
1.	Agriculture	24.872	—	—	—
2.	Industry	0.350	—	—	—
3.	Minerals	5.900	—	—	—
4.	Water	7.494	—	—	—
5.	Power	92.399	—	—	—
6.	Transport and Communications	127.993	—	—	—
7.	Physical Planning and Housing	50.973	—	—	—
8.	Rural Development	90.234	—	—	—
9.	Education & Training	10.475	—	—	—
10.	Health & Nutrition	9.310	—	—	—
Total (Northern Areas)		420.000	—	—	—

(Million Rupees)

Sl. No.	Name, Location and Status of the Scheme	Total Cost (F.E.C.)	Estimated Expenditure up to June, 1985	Revised Estimates for 1985-86	Allocation for 1986-87			
					Total ADP	Foreign Exchange Component		
						Own Resources	Foreign Aid	
1	2	3	4	5	6	7	8	
273.	Construction of Buildings acquisition of land and Provision of equipment to 10 newly raised High Schools of Muzaffarabad District. (App.).	6.500	3.829	1.484	0.400	—	—	
274.	Construction of Buildings, acquisition of land and Provision of Equipment to 15 newly raised High Schools of Mirpur District (App.).	7.675	4.632	1.500	1.543	—	—	
275.	Construction of Buildings, acquisition of land and Provision of equipment of 4 newly raised High Schools of Kotli District. (App.).	2.226	1.720	0.506	—	—	—	
276.	Construction of Additional rooms and Acquisition of land with 15 Boys High Schools of M'abad District. (Approved).	9.240	4.092	3.500	1.648	—	—	
277.	Construction of Additional rooms and Acquisition of land with 16 High Schools of Kotli District. (Approved).	10.220	2.731	2.300	1.400	—	—	
278.	Construction of Additional rooms and acquisition of land with 29 new Boys High Schools of Poonch District.	18.120	4.980	3.367	2.700	—	—	
279.	Construction of Additional rooms and acquisition of land with 12 new Boys High Schools of Mirpur District.	7.410	1.411	1.000	1.250	—	—	
280.	Construction of Buildings and acquisition of land with 13 Girls High Schools of A.K. (App.).	8.300	2.101	1.237	1.500	—	—	
281.	Purchase of equipment and construction of buildings etc. for D.E.O's Offices.	1.780	1.230	0.121	0.429	—	—	
282.	Re-habilitation and Renovation of 14 High Schools Buildings damaged due to heavy rains and snow storms (Approved).	7.300	—	1.138	2.750	—	—	
Total (On-going)					18.466	18.524	—	—
<i>(New Schemes)</i>								
283.	Construction of Buildings and acquisition of land for 24 Boys High Schools of 4 District. (Un-App.).	15.474	—	—	1.108	—	—	
284.	Construction of Buildings and acquisition of land for 19 Girls High Schools of 4 Districts. (Un-App.).	12.250	—	—	1.100	—	—	
285.	Construction of parida walls with 100 Girls High Schools of AJ&K (Un-Approved).	10.000	—	—	0.100	—	—	
286.	Provision of Equipment and Teaching Aid to 200 High Schools. (Un-Approved).	10.000	—	—	0.200	—	—	
287.	Construction of Additional rooms and acquisition of land with 64 High Schools of AJ&K.	20.000	—	—	0.200	—	—	
288.	Construction of Buildings Provision of Equipment and acquisition of land for Education Extension Centre Muzaffarabad. (Un-Approved).	7.500	—	—	0.040	—	—	
Total (New)					—	2.718	—	—
Total (High Schools)					18.466	21.242	—	—

(Million Rupees)

Sl. No.	Name, Location and Status of the Scheme	Total Cost (F.E.C.)	Estimated Expenditure up to June, 1985	Revised Estimates for 1985-86	Allocation for 1986-87			
					Total ADP	Foreign Exchange Component		
						Own Resources	Foreign Aid	
1	2	3	4	5	6	7	8	
(c) COLLEGE EDUCATION								
<i>(On-going Schemes)</i>								
289.	Construction of Buildings and acquisition of land etc. with 6 Inter Colleges of Poonch District. (Approved)	4.597	4.417	0.180	—	—	—	
290.	Construction of Buildings and acquisition of land with 3 Inter Colleges of Muzaffarabad District. (Approved) 2.670).	2.406	2.165	0.241	—	—	—	
291.	Construction of Buildings and Acquisition of land with 4 Inter Colleges of Mirpur District. (Approved 3.718).	3.539	3.479	0.060	—	—	—	
292.	Construction of Buildings and Acquisition of land etc. with 3 Inter Colleges of Kotli District (Approved).	2.881	2.381	0.225	0.275	—	—	
293.	Construction of Compound Walls with 7 Degree Colleges.	4.300	2.635	0.993	0.672	—	—	
294.	Construction of Additional accommodation and Provision of equipment to existing Degree Colleges. (Approved : 6.720).	7.345	5.815	0.579	0.646	—	—	
295.	Construction of Buildings and acquisition of land with Degree College Dudyal (Approved)	4.690	3.027	0.951	0.712	—	—	
296.	Improvement of Hostel Building and major repairs of existing building of Boys College Rawalakot. (Approved).	1.072	0.893	0.026	0.153	—	—	
297.	Construction of Buildings and acquisition of land and Provision of equipment 3 Girls Colleges (Approved).	8.916	8.644	0.272	—	—	—	
298.	Construction of Buildings and acquisition of land etc. with Girls Degree College Kotli (Approved).	3.940	2.237	0.200	1.503	—	—	
299.	Acquisition of land and construction of buildings etc. for 5 Inter Colleges of Kotli Distt. (App.).	8.680	1.332	0.460	1.600	—	—	
300.	Acquisition of land construction of buildings and Provision of equipment to 5 Inter Colleges of Mirpur District (Approved).	7.325	2.020	2.260	1.600	—	—	
301.	Acquisition of land and Construction of Buildings etc. for 8 Inter Colleges for M'abad District (Approved).	11.450	1.195	1.439	2.000	—	—	
302.	Acquisition of land and construction of buildings etc. for 9 Inter Colleges of Poonch District. (Approved).	14.970	1.713	1.775	2.200	—	—	
303.	Re-habilitation and Renovation of 6 Inter Colleges Buildings (Approved).	2.170	—	0.467	1.703	—	—	
304.	Construction and Improvement of Physical facilities to 6 Inter Colleges bifurcated from the the AJ&K University (Approved).	15.394	3.034	4.984	2.600	—	—	
Total (On-going)					15.212	15.664	—	—

(Million Rupees)

Sl. No.	Name, Location and Status of the Scheme	Total Cost (F.E.C.)	Estimated Expenditure up to June, 1985	Revised Estimates for 1985-86	Allocation for 1986-87			
					Total ADP	Own Resources	Foreign Exchange	Foreign Aid
1	2	3	4	5	6	7	8	
<i>(New Schemes)</i>								
305.	Construction of parida walls with 3 Girls Colleges (Un-approved).	1.500	—	—	0.300	—	—	
306.	Provision of Additional accommodation and equipment to 6 Degree Colleges to be bifurcated from the AJ&K University (Recommended to A.K.C.D.C.).	20.900	—	—	2.000	—	—	
Total (New)				—	2.300	—	—	
Total (College Education)				15.212	17.964	—	—	
(d) Technical Education								
<i>(On-going Schemes)</i>								
307.	Establishment of a Polytechnic Institution Azad Kashmir at Rawalakot (Approved).	29.940	—	0.150	4.000	—	—	
Total (On-going)				0.150	4.000	—	—	
<i>(New Schemes)</i>								
308.	Establishment of a polytechnic Institute at M'abad (Un-approved).	30.000	—	—	0.020	—	—	
Total (New)				—	0.020	—	—	
Total (Technical Education)				0.150	4.020	—	—	
(e) LIBRARIES								
309.	Establishment of Public Library at Jalalabad A.K. (Approved).	1.630	—	0.500	1.130	—	—	
(f) SPECIAL EDUCATION								
310.	Establishment of two Pilot Projects for Deaf and Blind Children at Muzaffarabad.	11.600	—	—	0.517	—	—	
(g) PLANNING AND DEVELOPMENT								
<i>(On-going Schemes)</i>								
311.	Monitoring and Evaluation Cell in Planning Deptt. (App. 0.880).	2.500	0.933	0.300	1.000	—	—	
312.	Expansion and strengthening of Planning and Development Library & Documentation Programme (App. 0.655).	1.000	0.270	0.128	0.500	—	—	
Total (Planning Development)				0.428	1.500	—	—	
Total (Education)				57.331	72.275	—	—	

(Million Rupees)

Sl. No.	Name, Location and Status of the Scheme	Total Cost (P.E.C.)	Estimated Expenditure up to June, 1985	Revised Estimates for 1985-86	Allocation for 1986-87		
					Total ADP	Foreign Exchange Component	
						Own Resources	Foreign Aid
1	2	3	4	5	6	7	8
HEALTH							
<i>(On-going Schemes)</i>							
(a) Physical Facilities BHUs//Dispensaries/MCHs.							
313.	Opening of 19 Dispensaries in M'abad (Revised)	9.128	5.969	0.745	2.414	—	—
314.	Opening of 20 Dispensaries in Poonch (Revised)	9.775	6.020	0.702	3.053	—	—
315.	Opening of 20 Dispensaries in Mirpur (Revised)	9.137	5.593	0.891	2.653	—	—
316.	Opening of 11 Dispensaries in Kotli (Revised).	4.948	3.594	1.288	0.066	—	—
317.	Constit. of 11 Maternity Centres in AK	4.499	0.519	0.755	3.225	—	—
318.	Establishment of 12 BHUs in Distt. M'abad.3	6.646	0.184	1.400	1.500	—	—
319.	Estab. of 10 BHUs in District Mirpur.	5.313	0.510	1.120	1.500	—	—
320.	Estab. of 30 MCH Centres in AK.	11.672	—	0.630	3.000	—	—
(b) Rural Health Centres :							
321.	Estab. of Dental Clinics in rural areas at Tehsil level	4.513	2.826	0.200	1.487	—	—
322.	Constit. of 4 Rural Health Centres in Distt. Muzaffarabad	9.620	3.287	1.950	3.000	—	—
323.	Constit. of 5 RHCs in Distt. Poonch.	9.799	5.906	3.440	1.453	—	—
324.	Constit. of 4 RHCs in District Mirpur.	9.347	5.096	1.298	2.953	—	—
325.	Constit. of 3 RHCs in District Kotli.	9.471	5.676	1.667	2.128	—	—
(c) Hospital Beds							
326.	Provision of addl. Beds to Hospitals (Dispensaries (Revised).	9.455	8.791	0.664	—	—	—
327.	Estab. of DHQ Hospital Kotli, (Revised).	50.930 (3.863)	25.437	11.602	10.028	—	—
328.	Imp./Upgradation of existing Hospitals/Dispensaries in Muzaffarabad.	16.330	11.756	3.019	1.555	—	—
329.	Imp./Upgradation of existing Hospitals/Dispensaries Mirpur.	14.163	7.913	1.595	2.000	—	—
330.	Imp./Upgradation of existing Hospitals/Dispensaries Poonch.	9.925	6.627	1.620	1.678	—	—
331.	Imp./Upgradation of existing Hospitals/Dispensaries Kotli.	7.818	5.253	0.500	2.065	—	—
332.	Estab/Improvement of DHQ Hospital Mirpur.	15.520 (1.000)	0.421	1.000	1.000	—	—
333.	Imp/Estab. of DHQ Hospital Rawalakot	14.667 (1.000)	0.480	1.330	1.000	—	—
334.	Constit. of Central Medical Store at Islamabad (Revised).	6.580	5.472	0.829	0.279	—	—

(Million Rupees)

Sl. No.	Name, Location and Status of the Scheme	Total Cost (F.E.C.)	Estimated Expenditure up to June, 1985	Revised Estimates for 1985-86	Allocation or 1986-87		
					Total ADP	Own Resources	Foreign Exchange Component Foreign Aid
1	2	3	4	5	6	7	8
(d) Health Manpower Development							
335.	Establishment of Para Medical Institute at Mirpur.	33.315	23.302	5.295	4.718	—	—
336.	Construction of approach road to Chitterpari complex.	1.966	0.600	0.371	0.995	—	—
(e) Preventive Programmes							
337.	Expanded programme on Immunization	11.913	5.428	2.674	2.500	—	—
338.	Extension of TB Control in A.K.	1.719	0.266	0.171	1.282	—	—
339.	Health Education Programme in A.K.	1.440	0.649	0.200	0.300	—	—
340.	Training of TBAs in A.K.	1.661	0.269	0.060	1.332	—	—
341.	Leprosy Control in A.K.	4.420 (4.400)	4.405	0.015	—	—	—
(f) Nutrition Programme							
342.	Supplementary feeding for infants, Preschool Children Pregnant Women and lactating mothers under WFP in A.K.	2.710	2.307	0.669	0.700	—	—
Total (On-going)				47.700	59.864	—	—
(New Schemes)							
343.	Establishment of 19 BHUs in Poonch	10.524	—	0.100	0.800	—	—
344.	Establishment of 14 BHUs in Kotli	7.754	—	0.200	0.641	—	—
345.	Establishment of 3 RHCs in Muzaffarabad	6.009	—	—	0.350	—	—
346.	Construction of 3 RHCs in Mirpur	7.521	—	—	0.300	—	—
347.	Construction of 5 RHCs in Poonch	11.167	—	—	0.760	—	—
348.	Construction of 3 RHCs in Kotli	7.521	—	—	0.400	—	—
349.	Improvement/Renovation of Tehsil H.Q. Hospitals in A.K.	25.000	—	—	0.160	—	—
Total (New)				0.300	3.411	—	—
Total (Health)				48.000	63.275	—	—
Total Gross				627.783	818.079	11.000	73.079
Less-Short Fall				—	89.851	—	—
Total (Azad Kashmir)				627.783	728.228	11.000	73.079

The first part of the document discusses the importance of maintaining accurate records of all transactions. It emphasizes that every entry should be supported by a valid receipt or invoice. This ensures transparency and allows for easy verification of the data.

Furthermore, it is noted that regular audits are essential to identify any discrepancies or errors early on. This proactive approach helps in maintaining the integrity of the financial statements and prevents any potential issues from escalating.

In addition, the document highlights the need for clear communication between all parties involved. Regular meetings and reports should be held to keep everyone informed about the current status and any changes that may occur. This fosters a collaborative environment where everyone is working towards the same goals.

Finally, it is stressed that staying up-to-date with the latest regulations and industry trends is crucial for long-term success. Continuous learning and adaptation are key to navigating the ever-changing business landscape.

The second part of the document provides a detailed overview of the company's financial performance over the past year. It includes a comprehensive analysis of revenue, expenses, and profit margins. The data shows a steady increase in sales, which is a positive indicator of the company's growth.

However, there are also areas where costs have increased, particularly in the marketing and research & development departments. While these investments are necessary for innovation and market expansion, it is important to ensure that they are being used effectively and efficiently.

Overall, the financial results are promising, but there is still a need for optimization. The document suggests several strategies to improve cost efficiency, such as renegotiating contracts with suppliers and streamlining internal processes. These measures will help in maximizing the company's profitability and ensuring sustainable growth.

The management team is confident in the company's ability to overcome these challenges and achieve its long-term vision. They are committed to providing excellent service to our customers and creating a positive work environment for our employees.

In conclusion, the document serves as a comprehensive report on the company's operations and financial health. It provides valuable insights into the strengths and weaknesses of the organization and offers practical recommendations for improvement. By following these guidelines, the company can continue to thrive in a competitive market.

Thank you for your attention and support. We look forward to your feedback and suggestions.

NORTHERN AREAS

(261—262)

THE UNIVERSITY OF CHICAGO

1954

PHYSICS DEPARTMENT

PH.D. THESIS

NORTHERN AREAS ANNUAL DEVELOPMENT PROGRAMME 1986-87

(SUMMARY)

(Million Rupees)

Sl. No.	Sector	Allocation for 1986-87	Foreign Exchange Component		
			Total	Own Resources	Foreign Aid
1	2	3	4	5	6
1.	Agriculture	24.872	—	—	—
2.	Industry	0.350	—	—	—
3.	Minerals	5.900	—	—	—
4.	Water	7.494	—	—	—
5.	Power	92.399	—	—	—
6.	Transport and Communications	127.993	—	—	—
7.	Physical Planning and Housing	50.973	—	—	—
8.	Rural Development	90.234	—	—	—
9.	Education & Training	10.475	—	—	—
10.	Health & Nutrition	9.310	—	—	—
Total (Northern Areas) ..		420.000	—	—	—

(Continued)

Assets	1940	1941
Real Estate	1,234,567	1,345,678
Loans	2,345,678	2,456,789
Investments	3,456,789	3,567,890
Other Assets	4,567,890	4,678,901
Total Assets	11,604,924	11,949,258
Liabilities	10,123,456	10,234,567
Capital	1,481,468	1,714,691
Total Liabilities and Capital	11,604,924	11,949,258

NORTHERN AREAS

(Million Rupees)

Sl. No.	Name, Location and Status of the Scheme	Total Cost (F.E.C.)	Estimated Expenditure up to June, 1985	Revised Estimates for 1985-86	Allocation for 1986-87			
					Total ADP	Foreign Exchange Component		
						Own Resources	Foreign Aid	
1	2	3	4	5	6	7	8	
AGRICULTURE								
(a) CROP HUSBANDARY								
GILGIT DISTRICT								
<i>(On-going Schemes)</i>								
1.	Distribution of fertilizer in Gilgit (App.)	2.500	2.348	0.152	—	—	—	
2.	Plant protection operation in Gilgit (App.)	1.800	1.371	0.200	0.229	—	—	
3.	Seed production/research operation in Gilgit (App.)	2.100	1.278	0.400	0.222	—	—	
4.	Agri. ext. services in Gilgit (App.)	2.100	1.422	0.342	0.336	—	—	
5.	Dev. of horticulture in Gilgit (App.)	2.500	1.738	0.380	0.382	—	—	
6.	Raising of fruit nurseries in Ghizer (App.)	2.460	1.987	0.330	0.143	—	—	
7.	Plant protection operation in Ghizer (App.)	1.800	1.014	0.400	0.386	—	—	
8.	Const. of agri. bldgs. in Gilgit (App.)	2.500	1.739	0.644	0.177	—	—	
9.	Integrated Rural Dev. (IRD) Gilgit (App.)	6.091	3.404	1.000	0.687	—	—	
Total (On-going)				..	3.848	2.562	—	—
<i>(New Schemes)</i>								
10.	Const. of Dts. office bldg. (App.)	2.500	—	—	0.500	—	—	
Total (New)				—	0.500	—	—	
Total (Gilgit District)				—	3.848	3.062	—	—
BALTISTAN DISTRICT								
11.	Dist. of fertilizer in Skardu (App.)	2.500	—	0.800	0.800	—	—	
12.	Dist. of fertilizer in Ghanche (App.)	2.500	—	0.800	0.720	—	—	
13.	Plant protection service in Skardu (App.)	2.330	1.439	0.300	0.200	—	—	
14.	Plant protection service in Ghanche (App.)	2.400	1.759	0.300	0.200	—	—	
15.	Fruit Dev. in Skardu (App.)	2.300	1.522	0.650	0.200	—	—	
16.	Fruit Dev. in Ghanche (App.)	2.260	1.293	0.700	0.267	—	—	
17.	Dist. of nucleus seeds in Baltistan (App.)	0.450	0.150	0.060	0.080	—	—	
18.	Purchase of tractor and agri. machinery in Baltistan (App.)	0.650	0.185	0.265	0.200	—	—	
19.	Agri. Ext. service in Baltistan (App.)	1.822	1.733	0.089	0.010	—	—	
Total (Baltistan District)				—	4.164	2.677	—	—

(Million Rupees)

Sl. No.	Name, Location and Status of the Scheme	Total Cost (F.E.C.)	Estimated Expenditure up to June, 1985	Revised Estimates for 1985-86	Allocation for 1986-87		
					Total ADP	Foreign Exchange Component	
						Own Resources	Foreign Aid
1	2	3	4	5	6	7	8
DIAMER DISTRICT							
<i>(On-going Schemes)</i>							
20.	Estac. of Agri. research station in Diamer. (App.)	4.050	2.731	0.513	0.550	—	—
21.	Plant protection services in Diamer. (App.)	1.827	1.466	0.261	0.100	—	—
22.	Agri. Ext. services in Diamer (App.)	4.475	2.509	0.288	0.711	—	—
23.	Fruit Dev. in Diamer (App.)	1.995	0.817	0.670	0.489	—	—
24.	Dist. of fertilizer in Diamer (App.)	2.145	0.780	0.230	0.500	—	—
25.	Const. of Agri. bldgs. in Diamer (App.)	1.582	1.301	0.270	0.011	—	—
Total (Diamer District)				2.232	2.361	—	—
Total (Crop Husbandry)				10.244	8.100	—	—
(b) ANIMAL HUSBANDRY							
COMMON SCHEMES							
<i>(On-going Schemes)</i>							
26.	Estab. of vety. dte. and research centre at Gilgit (App.)	O— 1.263 R— 2.460	1.000	0.663	0.793	—	—
27.	Cost of poultry breeding farm and research centre at Gilgit (App.)	4.975	2.087	0.937	0.800	—	—
28.	Integrated Rural Dev. Programme, Gilgit (App.)	4.125	2.167	0.753	0.500	—	—
Total (Common)				2.353	2.093	—	—
GILGIT DISTRICT							
<i>(On-going Schemes)</i>							
29.	Estab. of vety. hosp. at Gakuch and 6 static disps. in Ghizer (App.)	O— 3.343 R— 4.777	3.096	0.617	0.700	—	—
30.	Estab. of 1 vety. disp. in Ghizer (App.)	0.622	0.612	0.010	—	—	—
31.	Estab. of 1 vety. Disp. at Murtazabad (App.)	0.500	0.474	0.026	—	—	—
32.	Estab. of 1 vety. hosp. at Mairapin and 3 static disps. in Nagar (Un-App) (Revised)	O— 1.700 R— 2.800	0.821	1.062	0.700	—	—
33.	Estab. of 1 vety. disp. at Shamshal (Un-App) (Revised)	O— 0.391 R— 1.091	0.279	0.112	0.320	—	—
34.	Estab. of demonstration and research P/farm at Gilgit (App.)	2.500	2.339	0.161	—	—	—
Total (Or-going)				1.988	1.720	—	—
<i>(New Schemes)</i>							
35.	Estab. of a training centre for Animal Husbandry staff at Gilgit (Un-App.)	1.715	—	—	0.100	—	—
36.	Estab. of Vety Disp. bldg Skardu valley (App.)	2.300	—	—	0.150	—	—
37.	Repairs/Const. of old disp. bldg. of A.H. De. Chilas and Tangir.	2.243	—	—	0.150	—	—
Total (New)				—	0.400	—	—

(Million Rupees)

Sl. No.	Name, Location and Status of the Scheme	Total Cost (F.E.C.)	Estimated Expenditure up to June, 1985	Revised Estimates for 1985-86	Allocation for 1986-87		
					Total ADP	Foreign Exchange Component	
						Own Resources	Foreign Aid
1	2	3	4	5	6	7	8
BALTISTAN DISTRICT							
<i>(On-going Schemes)</i>							
38.	Experimental poultry farm Skardu (App.)	4.970	2.262	0.552	1.000	—	—
39.	Cost. of ADAH Office/repair of vety. hosp. Skardu (App.)	0.700	0.680	0.020	—	—	—
40.	Const. of vety disp. at Katash, Tolti, Baghacha Humigigond, Gultari, Nuhai and Thanote (App.)	0— 2.495 R— 3.000	2.074	0.421	0.505	—	—
Total (Baltistan)				0.993	1.505	— —
DIAMIR DISTRICT							
<i>(On-going Schemes)</i>							
41.	Livestock disease control scheme in Diamir (App.)	1.483	0.698	0.300	0.485	—	—
42.	Opening of 6 static disps. in Astor sub. div. (App.)	2.325	0.793	0.666	0.500	—	—
43.	Opening of 6 static disps. in Chilas Sub. Div. (App.)	1.932	0.662	0.600	0.600	—	—
44.	Opening of 6 static Disps. in D/Tangir,	2.047	0.550	0.600	0.400	—	—
Total (Diamir)				2.166	1.985	— —
Total (Animal Husbandry)				7.500	7.703	— —
(C) FORESTRY							
GILGIT DISTRICT							
<i>(On-going Schemes)</i>							
45.	River view road and channel side plantation in Gilgit. (App.)	1.195	0.837	0.209	0.149	—	—
46.	Afforestation/regen in natural forests in Gilgit forest div. (App.)	1.500	0.624	0.289	0.265	—	—
47.	Aff/regen in natural forest of Nagar sub. div. (App.)	1.737	0.524	0.242	0.650	—	—
48.	Education and training in Forestry (App.)	0.164	0.144	0.020	0.014	—	—
49.	Addition/alteration of forest hut at Gilgit and acquisition of land compensation (App.)	0.358	0.358	—	0.300	—	—
50.	Development of Khunjerab National Park (App.)	9.000 (0.170)	0.486	0.600	1.111	—	—
Total (On-going)				1.360	2.489	— —

(Million Rupees)

Sl. No.	Name, Location and Status of the Scheme	Total Cost (F.E.C.)	Estimated Expenditure up to June, 1985	Revised Estimates for 1985-86	Allocation for 1986-87		
					Total ADP	Foreign Exchange Component	
						Own Resources	Foreign Aid
1	2	3	4	5	6	7	8
<i>(New Schemes)</i>							
51.	Affor/regen. in natural forests of Ghizer valley (Un-app.).	4.560	—	—	0.500	—	—
52.	Ext/maintenance of old plantation and nurseries of Ghizer valley (Un-app.).	6.000	—	—	0.500	—	—
53.	Imp/Dev. of wildlife and habitat in Khunjrab National Park.	0.550	—	—	0.180	—	—
Total (New Schemes)				..	—	1.180	—
Total (Gilgit Distt.)				..	1.360	3.669	—
BALTISTAN DISTRICT							
<i>(On-going Schemes)</i>							
54.	Affor/regen in natural forest of Balt. (App.)	0.753	0.678	0.075	—	—	—
Total (On-going)				..	0.075	—	—
<i>(New Schemes)</i>							
55.	Raising of new forest nurseries for affor in Baltistan (App.).	2.000	—	—	0.500	—	—
56.	Raising of plantation over waste land in Balt. (App.).	2.000	—	—	0.460	—	—
57.	Soil conservation and anti erosion water sheet management works in Baltistan (Un-app.).	7.000	—	—	0.500	—	—
58.	Affor/regen. operation in natural forests in Baltistan (Un-app.).	7.000	—	—	0.400	—	—
59.	Wildlife in Shigar (Un-app.)	4.993	—	—	0.200	—	—
Total (New Schemes)				..	—	2.060	—
Total (Baltistan)				..	0.075	2.060	—
DIAMER DISTRICT							
<i>(On-going Schemes)</i>							
60.	Rasing of plantations on waste land in Dnr. District. (App.).	1.600	0.816	0.269	0.306	—	—
61.	Affor/regen. around Gudai rest house (App.).	0.635	0.572	0.063	—	—	—
62.	Affor/regen. in Astore valley (App.)	1.655	0.978	0.309	0.368	—	—
63.	Estab. of 6 forest nurseries in Astore sub. div. (App.).	1.030	0.767	0.091	0.172	—	—
64.	Pilot plan of affor/regen. in worked private in Diamer. District. (App.).	0.540	0.039	0.206	0.295	—	—
Total (On-going Schemes)				..	0.938	1.141	—

(Million Rupees)

Sl. No.	Name, Location and Status of the Scheme	Total Cost (F.E.C.)	Estimated Expenditure up to June, 1985	Revised Estimates for 1985-86	Allocation for 1986-87		
					Total ADP	Foreign Exchange Component	
						Own Resources	Foreign Aid
1	2	3	4	5	6	7	8
<i>(New Schemes)</i>							
65.	Raising forest nurseries for affor. works of Diamer District. (App.).	1.800	—	—	0.300	—	—
66.	Comprehensive plan of affor/regen. in worked private forests of Diamer District. (App.).	3.000	—	—	0.500	—	—
67.	Providing of res. office accom. to S.D.F.O/ DFO/store (Un-app.).	1.900	—	—	0.360	—	—
68.	Education and Training	0.569	—	—	0.190	—	—
	Total (New Schemes)	—	1.350	—	—
	Total (Diamer)	0.938	2.491	—	—
	Total (Forestry)	62.373	8.220	—	—
(d) FISHERIES							
GILGIT DISTRICT							
<i>(On-going Schemes)</i>							
69.	Const. of trout hatchery at Kaulot Kargah. (App.).	0.490	0.312	0.172	0.006	—	—
70.	Const. of office bldg. for AI Fisheries at Gilgit (App.).	0.570	—	—	0.300	—	—
	Total (Gilgit)	0.172	0.306	—	—
BALTISTAN DISTRICT							
<i>(On-going Schemes)</i>							
71.	Cost. of office Bldg for AWF Skardu (App.)	0.470	0.100	0.250	0.120	—	—
<i>(New Schemes)</i>							
72.	Estab. of trout nursery at Mehdiabad (Un-App.).	0.400	—	—	0.100	—	—
	Total (Baltistan.)	0.250	0.220	—	—
DIAMIR DISTRICT							
<i>(On-going Schemes)</i>							
73.	Trout dev. in Astore Sub iv. (App.)	0.667	0.519	0.130	0.018	—	—
74.	Trout dev. in arel/Tangir village (App.)	1.150	0.477	0.090	0.300	—	—
75.	Estab of holding units for fish sale	0.160	0.385	0.070	0.005	—	—
	Total (Diamir.)	0.290	0.323	—	—
	Total (Fisheries)	0.712	0.849	—	—
	Total (Agriculture.)	20.829	24.872	—	—

(Million Rupees)

Sl. No.	Name, Location and Status of the Scheme	Total Cost (F.E.C.)	Estimated Expenditure up to June, 1985	Revised Estimates for 1985-86	Allocation for 1986-87		
					Total ADP	Foreign Exchange Component	
						Own Resources	Foreign Aid
1	2	3	4	5	6	7	8
INDUSTRIES							
<i>(On-going Schemes)</i>							
76.	Establishment of match factory at Gilgit (App.).	0.300	0.121	0.050	0.050	—	—
77.	Opening and establishment of the office of the Registrar Joint stock (App.).	0.450	—	0.150	0.300	—	—
Total (Industry)				..	0.200	0.350	—
MINERALS							
<i>(New Schemes)</i>							
78.	Exploration and evaluation of economic minerals resources of Northern Areas (App.).	9.948	—	—	5.900	—	—
Total (Minerals)				..	—	5.900	—
WATER							
GILGIT DISTRICT							
<i>(On-going Schemes)</i>							
79.	Const. of Nolti Karimabad water channel (App.).	0.725	0.711	0.120	0.001	—	—
80.	Const. of Loidas water channel (App.)	0.510	0.423	0.414	0.001	—	—
81.	Const. of Roshandas water channel (App.)	1.019	0.991	0.291	0.200	—	—
82.	Const. of Dalumdas water channel (App.)	1.000	0.600	0.300	0.200	—	—
83.	Const. of Hatoon water channel. (App.)	4.448	0.821	0.100	0.200	—	—
84.	Const. of Murko Khydar water channel (App.)	1.000	1.215	0.010	—	—	—
85.	Laying of 6-inch. dia pipe line from pisson to Hindi. (App.).	1.343	1.633	0.135	—	—	—
86.	Imp/Realignment of Murtazabad water channel. (App.).	0.800	0.752	0.010	0.001	—	—
Total (Gilgit District)				..	0.980	0.603	—
BALTISTAN DISTRICT							
<i>(On-going Schemes)</i>							
87.	Const. of water channel siksa. (App.)	2.300	2.220	—	0.020	—	—
88.	Const. of Gravity irrigation system at Northang maidang (App.).	2.448	1.148	0.200	0.900	—	—
89.	Const. of water channel Khaplu Barooq.(App.)	2.459	2.484	0.200	0.600	—	—
90.	Const. of water channel at Koro to Damchang (App.).	2.475	1.116	0.257	1.000	—	—
91.	Const of water channel at Dawoog (App.)	1.514	0.989	0.420	0.155	—	—
Total (Baltistan)				..	1.077	2.675	—

(Million Rupees)

Sl. No.	Name, Location and Status of the Scheme	Total Cost (F.E.C.)	Estimated Expenditure up to June, 1985	Revised Estimates for 1985-86	Allocation for 1986-87			
					Total ADP	Foreign Exchange Component		
						Own Resources	Foreign Aid	
1	2	3	4	5	6	7	8	
DIAMER DISTRICT								
<i>(On-going Schemes)</i>								
92.	R/M of Thack, Bunner, ialipur and shaitan Nullah water channel.	4.224	1.227	0.200	0.737	—	—	
93.	Const. of Damachal water channel Goherabad.	2.136	1.076	0.005	0.550	—	—	
94.	Const. of Juglote water channel	1.616	1.189	0.199	0.200	—	—	
95.	Const. of right side sateel water channel	0.870	0.571	0.006	0.100	—	—	
96.	Construction of Channel at Tangirs	1.001	0.003	0.015	0.400	—	—	
97.	Construction of Water Supply scheme (lying of 9-inch, dia pipe line from Batogah to Harpindas chilas).	2.498	0.609	0.015	0.400	—	—	
Total (On-going)					0.925	3.436	—	—
<i>(New Schemes)</i>								
98.	Const of Kinidas irrigation channel	1.190	1.190	—	0.180	—	—	
99.	Const. of Chorit irrigation channel	1.900	1.644	0.072	0.250	—	—	
100.	Const. of acqueduct for Zaipur water channel	0.550	0.108	0.110	0.350	—	—	
Total (New)					0.182	0.780	—	—
Total (Diامر District).					1.107	4.216	—	—
Total (Water)					3.164	7.494	—	—
POWER								
GILGIT DISTRICT								
<i>(On-going Schemes)</i>								
101.	Const. of weir and protective work at Kargah Ph-I (App.).	1.457	0.864	0.200	0.300	—	—	
102.	Imp. of 9 Nos Diesel Gen. and testing fuel pump. (App.).	2.500	0.054	0.010	0.001	—	—	
103.	Installation of tele-communication system in Power House (App.).	0.964	0.628	0.314	0.100	—	—	
104.	Ext. of Juglote Hydel scheme (App.)	1.231	1.226	0.008	—	—	—	
105.	Imp. of electricity dist. system in Gilgit Bazar and strengthening of Ext. power station/sub station (U/R).	O— 1.918 R— 9.285	1.918	—	3.000	—	—	
106.	Ext. of Nalter H/scheme (App.)	2.500	1.673	0.892	0.200	—	—	
107.	Const. of Danyore Hydel scheme. (U/R)	O— 4.006 R— 5.000	2.608	1.492	1.400	—	—	
108.	Re-habilitation of the existing H/Power generation from Kargah complex (App.).	7.100	—	1.600	5.500	—	—	

Sl. No.	Name, Location and Status of the Scheme	Total Cost (F.E.C.)	Estimated Expenditure up to June, 1985	Revised Estimates for 1985-86	Allocation for 1986-87			
					Total ADP	Foreign Exchange Component		
						Own Resources	Foreign Aid	
1	2	3	4	5	6	7	8	
109.	Renovation of stand by power house and overhead transmission Dist. line in Gilgit (U/R).	O— 2.500 R— 9.950	—	2.875	3.000	—	—	
110.	Const. of Gupis H/Scheme (U/R)	O— 9.000 R— 14.000	6.579	3.421	4.000	—	—	
111.	Provision of electricity to Yasin (App.)	3.525	0.133	3.525	0.100	—	—	
112.	Provision of electricity to Gulapur, Hamochal, Dirani, from Shergillab P/house (App.).	2.498	2.138	0.358	0.010	—	—	
113.	Ext. of singal power House. (App.)	1.580	1.813	0.010	0.001	—	—	
114.	Replacement of wooden poles with steel latic poles at Shergillab (App.).	0.965	0.594	—	0.001	—	—	
115.	Ext. of Chalt Hydel station. (App.).	2.500	0.324	—	0.100	—	—	
116.	Const. of Khyber Hydel scheme. (App.)	15.080	3.791	7.277	3.000	—	—	
117.	Const. of Hassanabad H/station (App.)Ph-II	7.271	5.292	2.300	0.001	—	—	
118.	Const. of 750KVA Hydel scheme at Buldaldas (U/R).	O— 10.646 R— 14.000	0.699	8.150	5.000	—	—	
119.	Const. of Symayar Hydel scheme (App.)	4.342	4.721	0.017	0.001	—	—	
120.	Ext. of Hassanabad Hydel scheme (E&M work) (App.).	2.300	1.383	0.800	0.001	—	—	
121.	Ext. of Hassanabad Hydel scheme (C./work) (App.).	0.500	0.462	0.114	—	—	—	
Total (On-going)				..	33.363	25.716	—	—
<i>(New Schemes)</i>								
122.	Const. of 1 MW Hydel station at Jalalabad (Un-app.).	21.600	—	—	2.500	—	—	
123.	Const. of one MW Hydel station at Nazbar. (Un-app.).	16.944	—	—	2.500	—	—	
124.	Const. of 750 KVA Hydel station at Ishkoman (App.).	10.867	—	—	2.500	—	—	
125.	Const. of Siggal Hydel scheme Phase-II. (Un-App.).	5.000	—	—	0.625	—	—	
Total (New)				..	—	8.125	—	—
Total (Gilgit District)				..	33.363	33.841	—	—

(Million Rupees)

Sl. No.	Name, Location and Status of the Scheme	Total Cost (F.E.C.)	Estimated Expenditure up to June, 1985	Revised Estimates for 1985-86	Allocation for 1986-87		
					Total ADP	Foreign Exchange Component	
						Own Resources	Foreign Aid
1	2	3	4	5	6	7	8
BALTISTAN DISTRICT.							
<i>(On-going Schemes)</i>							
126.	Const. of Hydel project at Stak (app).	4.970 (0.800)	2.855	1.600	0.960	—	—
127.	Const. of Hydel project at Mehdi. (app.)	4.977 (0.800)	3.292	0.930	0.800	—	—
128.	Const. of Hydel project at Skardu Ph-II (app).	O— 8.200 R— 13.830 (1.600)	6.102	1.780	2.628	—	—
129.	Imp./Ext. of Dist System for Hussainabad.	1.840	1.813	0.170	—	—	—
130.	Imp/of existing Transmission & dist. line i/c Street lights at Skardu (U/R).	O— 2.370 R— 5.133	1.688	0.842	2.603	—	—
131.	Purchase of 2 nos 75KVA Diesel generating set for Skardu (app).	2.250	1.513	0.503	0.287	—	—
132.	Const. of Hydel project at Hashupi. (app.)	4.500 (0.600)	2.499	1.900	0.776	—	—
133.	Const. of Hydel project at Kayo (app).	3.400 (0.600)	0.010	0.800	1.500	—	—
134.	Imp/ext. of trans/dist lines at Gamba Skardu and Airport. (app).	1.600	1.067	0.200	0.573	—	—
135.	Supply of electricity for villages sundus, Katpana, Giayul, Newranga & Shigar Kalan. (app.)	2.492	1.052	0.900	0.540	—	—
136.	Imp/extension of existing transmission & dist. system at Shigar (app.)	2.380	0.944	0.900	0.536	—	—
137.	Key points in NAs (app).	2.500	—	1.500	1.000	—	—
138.	Const. of hydel project at Garbuchang. (app).	5.663 (0.800)	1.418	1.450	1.500	—	—
139.	Const of Multi-purposes Stpara Dam (un-app).	120.000	—	—	10.000	—	—
140.	Const of 200 KVA hydel project at Keris (app).	4.350	2.209	1.250	0.891	—	—
141.	Const of 200 KVA hydel project at Thalley. (app).	4.450	0.902	1.250	1.500	—	—
142.	Imp/Ext of existing dist. system at Khaplu (app).	1.846	0.774	0.770	0.302	—	—
143.	Imp/Ext. of Existing Dist. System at Mehdiabad (app).	3.318	0.700	1.000	1.000	—	—
144.	Const. of 250 KVA hydel project at Manthokha. (app).	6.533	1.150	1.560	2.000	—	—
Total (Cn-going)				19.305	29.396	—	—

(Million Rupees)

Sl. No.	Name, Location and Status of the Scheme	Total Cost (F.E.C.)	Estimated Expenditure up to June, 1985	Revised Estimates for 1985-86	Allocation for 1986-87			
					Total ADP	Foreign Exchange Component		
						Own Resources	Foreign Aid	
1	2	3	4	5	6	7	8	
<i>(New Schemes)</i>								
145.	Const. of MW hydel station at Basho. Skardu.	15.600	—	—	2.500	—	—	
146.	Const. of hydel station at Harpo Rondu (Un-app.)	5.000	—	—	2.500	—	—	
147.	Const. of 250KVA hydel station at Niaslo Shigar. (Un-app).	5.000	—	—	2.500	—	—	
148.	Const. of 1.5MW hydel station at Damsum (Un-app).	16.000	—	—	1.375	—	—	
149.	Const. of 1.5MW hydel station at Balagond. (Un-app).	16.000	—	—	1.750	—	—	
150.	Const. of 1 MW hydel station at Kharko Daghani (Un-app).	16.000	—	—	2.500	—	—	
151.	Const. of 250 KVA hydel station at Ghandus. (Un-app).	6.000	—	—	2.500	—	—	
Total (New)					—	15.625	—	—
Total (Baltistan)					19.305	45.021	—	—
DIAMER DISTRICT:								
<i>(On-going Schemes)</i>								
152.	Const. of 250KVA Hydrel Scheme at Deral.	4.400	2.875	0.475	1.050	—	—	
153.	Ext. of Chilas Hydrel Scheme.	2.337	2.214	0.040	0.083	—	—	
154.	Const. of 100KVA Hydrel scheme at Thore.	2.500	2.706	—	0.094	—	—	
155.	Ext. of Tangir Hydrel scheme.	1.500	1.714	—	0.011	—	—	
156.	Const. of 400KVA Hydrel scheme Ph-II Chilas.	4.937	1.585	2.300	1.100	—	—	
157.	Const. of Astore Hydrel scheme. (app).	4.950	3.901	0.350	0.830	—	—	
158.	Const. of Gorikote Hydrel scheme	4.610	4.366	0.982	0.020	—	—	
159.	Const. of Rattu Hydrel scheme	4.280	2.181	1.580	0.419	—	—	
160.	Const. of Prashing Hydrel scheme	4.911	1.395	2.950	0.466	—	—	
161.	Imp/transmission & dist. of Astore Hydrel Scheme.	2.164	—	1.450	0.714	—	—	
Total (On-going)					10.142	4.787	—	—

(Million Rupees)

Sl. No.	Name, Location and Status of the Scheme	Total Cost (F.E.C.)	Estimated Expenditure up to June, 1985	Revised Estimates for 1985-86	Allocation for 1986-87			
					Total ADP	Foreign Component		
						Exchange	Own Resources	Foreign Aid
1	2	3	4	5	6	7	8	
<i>(New Schemes)</i>								
162.	Const. of Hydel scheme at Deral Ph-II (Un-app).	4.500	—	—	1.000	—	—	
163.	Const. of Bunner Hydel scheme (Un-app).	29.975	—	—	2.500	—	—	
164.	Provision of power supply to Murgalam Nougam and Pakora from Gorikote Hydel scheme. (app).	2.487	—	—	2.000	—	—	
165.	Const. of 600 KVA Hydel scheme at Loss (app).	7.830	—	—	2.125	—	—	
166.	Const. of Dirla (Shakergarh) Hydel scheme. (app).	5.000	—	—	1.125	—	—	
Total—(New)					—	8.750	—	—
Total— (Diamer)					10.142	13.537	—	—
Total—(Power)					62.810	92.399	—	—

TRANSPORT AND COMMUNICATIONS**I. Roads & Bridges****Gilgit District***(On-going Schemes)*

167.	Const. of 21 67 miles i/rd in Bagrot valley (App.)	3.050	2.440	0.610	—	—	—
168.	Ext/imp of rest house at Gilgit (App.).	2.490	1.474	0.944	—	—	—
169.	Const of 80' RCC bridge at Basin over Karegah Nullah.	2.500	1.687	0.713	—	—	—
170.	Const of link Roads in Gilgit	2.248	2.059	0.001	0.001	—	—
171.	Ext/imp of Roads in Gilgit	2.500	2.875	0.057	0.010	—	—
172.	Recarpeting of Roads in Gilgit	2.500	0.751	0.130	0.001	—	—
173.	Ext/imp of Roads in Jutial and airport aea (U/A).	3.700	2.704	0.200	0.810	—	—
174.	Wid/imp of Roads from Gilgit to Kaulot (App.).	2.000	2.271	0.270	0.020	—	—
175.	Const. of river view Roads from KKH to Basin (App.).	8.861	7.104	0.200	1.557	—	—
176.	Imp/metalling of Roads from ziarat to Basin (App.).	6.310	1.840	0.001	2.763	—	—
177.	Const of J/rd from Alam bridge to Chakarkot (App.).	1.498	0.008	0.228	0.600	—	—
178.	Const of 3 Nos. bridges over Damote Nullah. (App.).	2.122	0.281	0.700	1.000	—	—
179.	Const of tactorable bridge over Bagrot nullah (App.).	1.395	0.508	0.500	0.001	—	—
180.	Const of j/rd from KKH to Brachi Haranosh (App.).	4.000	0.097	1.000	1.500	—	—
181.	Reconst. of flood affected Roads/bridges Nomal/ Naltar, (App.).	1.500	0.433	1.300	0.100	—	—

(Million Rupees)

Sl No.	Name, Location and Status of the Scheme	Total Cost (F.E.C.)	Estimated Expenditure up to June, 1985	Revised Estimates for 1985-86	Allocation for 1986-87			
					Total ADP	Foreign Exchange Component		Foreign Aid
						Own Resources		
1	2	3	4	5	6	7	8	
182.	Purchase of machinery and plant for NAWO (App.).	2.480	2.480	0.080	—	—	—	
183.	Rehabilitation of 11 old bridges in Gilgit (App.).	2.413	—	1.600	1.010	—	—	
184.	Payment of outstanding land comp. various schemes in NAs. (App.).	2.000	—	2.000	0.001	—	—	
185.	Const. of satil-bathria j. rd i/c Bridges. (App.).	2.400	2.199	0.500	0.050	—	—	
186.	Const. of j/rd from Barandas to thoi and sandi to Barkulti i/c bridges (App.).	2.133	2.273	0.010	0.001	—	—	
187.	Const. of 500, span susp. bridge bet. Dian. Ishkoman.	2.500	2.400	—	—	—	—	
188.	Const. of j/rd from Dain to Ishkoman i/c bridges (App.).	1.600	1.452	0.010	0.001	—	—	
189.	Furnishing of Inspection bungalow in Ghizer. (App.).	0.500	0.509	0.074	0.001	—	—	
190.	Const. of susp. bridge at Juji bargo, (App.).	0.724	0.521	0.050	0.001	—	—	
191.	Const. of link Road upper Gakuch. (App.).	1.211	1.293	0.150	0.001	—	—	
192.	Const. of j/rd from Barandas to thoi and sandi to Barkulti land comp. (App.).	1.737	1.709	0.010	0.001	—	—	
193.	Const. to 5 Nos. bailu susp. bridges over Gupis river. (Appd.).	1.812	1.290	0.912	0.012	—	—	
194.	Const of j/rd from Yasin to Nagar & Sand Barkulti.	2.436	0.818	0.300	0.800	—	—	
195.	Realian. of j/rd at Barandas.	0.533	0.513	0.030	0.001	—	—	
196.	Realian. of j/ rd at Khalti due to formation of Khalti lake (App.).	0.541	0.579	0.290	0.001	—	—	
197.	Const of j/ rd from Tushkin to Gutolti (App.).	1.000	0.773	0.500	0.001	—	—	
198.	Const. of Gilgit Gupis rd of 18' with 12' metalled surface and class 40 Bridges-	293.630	—	—	25.000	—	—	
199.	Imp. of Skindarabad hopar Road. (App.).	0.700	0.664	0.010	0.001	—	—	
200.	Conversion of 18 miles pony track into jable rd from Knunabad to Kirnin. (App.).	2.414	2.144	0.612	0.001	—	—	
201.	Conversion of 22 Miles Road from Kirmin to Churposam.	2.049	2.006	0.646	0.001	—	—	
202.	Imp. of Road from KKH to Misgar	1.500	1.464	0.001	—	—	—	
203.	Const. of 12' wide j/rd from Nagar to Hopper. (App.).	1.344	1.344	0.010	—	—	—	
204.	Const. of j/rd from Nagar to Hispar. (App.).	3.715	3.266	0.315	0.247	—	—	
205.	Const. of susp bridge over Nagar river linking Hispar village with Nagar and KKH,	1.712	1.014	0.001	—	—	—	
206.	Const. of j/rd from Bar to Dahitar (App.).	1.731	1.182	0.182	0.350	—	—	
207.	Const. of link rd from KKH to Gulkin (App.).	0.385	0.391	0.010	—	—	—	
208.	Const. of j/rd from Karimabad to Ahmedabad (App.).	3.142	1.300	0.800	1.422	—	—	

(Million Rupees)

Sl. No.	Name, Location and Status of the Scheme	Total Cost (F.E.C.)	Estimated Expenditure up to June, 1985	Revised Estimates for 1985-86	Allocation for 1986-87			
					Total ADP	Foreign Exchange Component		
						Own Resources	Foreign Aid	
1	2	3	4	5	6	7	8	
210.	Widening/realignment of j/road from Chalt to Bar (App.).	2.466	0.222	0.700	1.600	—	—	
211.	Metalling of rd from Aliabad to Karimabad. (App.).	4.520	0.200	1.261	2.100	—	—	
212.	Const. link Road in Nagar areas (App.).	2.662	0.057	1.000	1.305	—	—	
Total (On-going)					18.819	42.272	—	—
<i>(New Schemes)</i>								
213.	Const. of j/rd from Barmas to Naupura (App.).	2.435	—	—	1.025	—	—	
214.	Carpeting of Road from KKH Danyor to Engr. camp.	1.400	—	—	0.625	—	—	
215.	Metalling of rd from Degree College to Nomal (Un-app)	12.400	—	—	2.100	—	—	
216.	Imp. of dangerous points Gupis/Yasin Road. (Un-app)	1.000	—	—	0.625	—	—	
217.	Const. of j/rd from Karimabad to Brongushal, Hunza, (App.).	1.500	—	—	1.025	—	—	
218.	Imp/realignment of j/rd from Sikandarabad to Khanabad. (App.).	5.455	—	—	2.100	—	—	
219.	Wid/realignment of Road from KKH to Hopar Rest. House (App.).	2.500	—	—	2.025	—	—	
Total (New)					—	9.525	—	—
Total (Gilgit District)					18.819	51.797	—	—
Baltistan District								
<i>(On-going Schemes)</i>								
220.	Imp. of Skardu Deosai j.Road	9.100	0.166	1.500	2.000	—	—	
221.	Const. of Dasso askoki j/Road	9.714	2.659	1.500	2.500	—	—	
222.	Const. of approach Road water training works and 1 susp bridge at Shigar (App.).	3.072	2.331	0.430	0.311	—	—	
223.	Imp/realignment of j/rd from Stakcho to Stak (App.).	4.900	1.370	0.500	1.500	—	—	
224.	Outstanding land comp cases (dev. schemes) Skardu (App.).	2.017	0.883	0.500	0.500	—	—	
225.	Metalling of various streets in Skardu, (App.).	6.141	1.914	2.500	1.727	—	—	
226.	Const. of link rd from Ganji to Ganji village.	1.200	0.581	0.100	0.519	—	—	

(Million Rupees)

Sl. No.	Name, Location and Status of the Scheme	Total Cost (F.E.C.)	Estimated Expenditure up to June, 1985	Revised Estimates for 1985-86	Allocation for 1986-87			
					Total ADP	Foreign Exchange Component		
						Own Resources	Foreign Aid	
1	2	3	4	5	6	7	8	
227.	Imp. of 22 mile j/rd from Qumari to Kawardu i/c small bridges. (App.)	2.500	1.332	0.968	0.575	—	—	
228.	Const. of j/rd from Deosai top to Gultari (App.)	4.922	—	2.200	2.722	—	—	
229.	Imp/realing & ext of rd from Baicha to Turmik i/c one truss bridge, (App.)	1.000	0.252	0.350	0.502	—	—	
230.	Const. of 350' span susp bridge at Sapsar in Rondu (App.)	1.621	0.600	0.521	0.500	—	—	
231.	Jeep Road from Thorgo susp bridge to Shigar (App.)	2.475	0.400	0.823	1.000	—	—	
232.	Const. of susp bridge at pion.	2.500	1.211	0.500	0.100	—	—	
233.	Imp/realing of rd from old canttt to Gangani (App.)	1.817	0.848	0.704	0.536	—	—	
234.	Const. of j/rd from Surmo bridge to Farano. (App.)	4.039	0.391	0.800	1.200	—	—	
235.	Imp/realing of left over portion of Road from Hamyan bridge to Khaplu. (App.)	2.500	0.687	0.400	0.700	—	—	
236.	Conversion of Pony Track into J/road from Mehdiabad to Dapa. (App.)	1.971	0.003	0.500	1.200	—	—	
237.	Imp./Realing & Widening of most Dangerous points from Hamayun bridge to Old Cantt.	9.850	1.300	1.482	2.000	—	—	
238.	Const. of j/rd from Kharmong bridge to Kendirk (App.)	2.199	0.103	0.650	0.800	—	—	
239.	Const. of 400' span bridges at Koro/ghowari (App.)	1.604	0.200	1.204	0.200	—	—	
240.	Const. of j/rd in Goma area	4.999	—	—	3.000	—	—	
Total (On-going)					18.132	24.092	—	—
<i>(New Schemes)</i>								
241.	Const. of j/able susp. bridge at Mendi. (App.)	1.743	—	—	0.625	—	—	
242.	Const. of rd Kachura to Shagarthang (App.)	2.492	—	—	0.625	—	—	
243.	Const. of susp bridge Northang (App.)	2.500	—	—	0.625	—	—	
244.	Const. of susp bridge palpaldu	2.500	—	—	0.625	—	—	
245.	Const. of 3 tonner small bridges from Hamayun br. to Khap.	6.000	—	—	0.625	—	—	
Total (New)					—	3.125	—	—
Total (Balt. District)					18.132	27.217	—	—

(Million Rupees)

Sl. No.	Name, Location and Status of the Scheme	Total Cost (F.E.C.)	Estimated Expenditure up to June, 1985	Revised Estimates for 1985-86	Allocation for 1986-87				
					Total ADP	Foreign Exchange Component		7	8
						Own Resources	Foreign Aid		
1	2	3	4	5	6	7	8		
Diamer District									
<i>(On-going Schemes)</i>									
246.	Const. of j/rd from Nagni to Goharabad (App.).	2.813	1.288	0.500	0.025	—	—		
247.	Const. of 550' span susp bridges over Indus at Khanbari 5.47 mile Road. (App.).	2.500	2.303	0.050	0.147	—	—		
248.	Beautification of Chilas to Town. (App.)	3.960	2.787	0.200	0.700	—	—		
249.	Imp/realing of thack babusar Road. (App.).	4.212	0.770	1.075	0.500	—	—		
250.	Taking over of juglote to steel j/rd from F/deptt i/c const. of old damaged portion & bridges.	1.200	1.135	—	—	—	—		
251.	Const. of j/rd from KKH to Bunner. (App.).	2.385	1.481	0.411	0.493	—	—		
252.	Conv. of j/rd from Shatial to Gumhari darel. (App.).	3.500	1.543	0.500	1.400	—	—		
253.	Const. of 35' span susp bridges over Indus at Thalapan chilas .	1.723	0.687	0.030	—	—	—		
254.	Const. of Dodoshal foot susp bridge at Darel. (App.).	1.108	0.802	0.300	0.300	—	—		
255.	Const. of Tractorable Road from Chilas to Batogah. (App.).	1.800	1.675	—	0.125	—	—		
256.	Const. of 16 miles j/rd in Khiner Nullah. (App.).	4.553	1.621	0.900	0.531	—	—		
257.	Ext. of Batogah tractorable rd from Batogah to Gitidas.	3.038	0.240	0.050	0.800	—	—		
258.	Const. of 16 miles j/rd in Hudur Nullah. (App.).	4.956	2.127	0.915	1.914	—	—		
259.	Const. of j/rd from Astore to Parishing.	3.352	2.719	0.633	—	—	—		
260.	Survey/investigations of 3 tonner Road from Raikot Astore-Gorikot. (App.).	0.500	0.272	0.013	—	—	—		
261.	Imp/realing of j/rd from Gorikot Rattu. (App.).	2.480	2.006	0.534	—	—	—		
262.	Const. of j/rd from Rampur to Tarishing linking Chorit with other villages.	1.770	1.639	0.011	0.120	—	—		
263.	Const. of 380' span bridge over Astore river linking Fina with Astore.	1.606	0.975	0.497	0.144	—	—		
264.	Imp/realing of j/rd from Astore to Harcho. (App.).	2.426	2.215	0.250	0.010	—	—		
265.	Const. of 350' span susp Bridges over Astore river near Bangat. (App.).	1.980	1.804	0.055	0.130	—	—		
266.	Payment of outstanding land comp. cases in NAs. (App.).	2.000	—	0.212	—	—	—		
267.	Const. of 3 tonner Road from KKH to Asotre Gorikote (App.).	166.675	—	20.000	30.000	—	—		
Total (On-going)					26.826	37.339	—	—	

(Million Rupees)

Sl. No.	Name, Location and Status of the Scheme	Total Cost (F.E.C.)	Estimated Expenditure up to June, 1985	Revised Estimates for 1985-86	Allocation for 1986-87		
					Total ADP	Foreign Exchange Component	
						Own Resources	Foreign Aid
1	2	3	4	5	6	7	8
<i>(New Schemes)</i>							
268.	Const. of link rds in Chilas town (App.).	2.844	—	—	0.625	—	—
269.	Const. of 12 miles j/rd Khanbari to Kalidat Sair (App.).	2.368	—	—	0.625	—	—
270.	Imp/wid. of rd from Shatial to Shamri (App.).	4.422	—	—	1.500	—	—
271.	Imp/of link rd from Harcho to Dayan (U/A).	2.500	—	—	1.000	—	—
Total (New)				—	3.750	—	—
Total (Diamer District)				26.848	41.089	—	—
II. NATCO							
<i>(On-going Schemes)</i>							
272.	Replacement of old vehs./fleet and ext. of operation of NATCO.	2.500	—	2.500	—	—	—
273.	Replacement of petrol Engine Jeep with Diesel Engine pick-ups of NATCO.	2.500	—	2.500	—	—	—
Total (On-going)				5.000	—	—	—
<i>(New Schemes)</i>							
274.	Purchase of new buses and pick-ups for NATCO	7.900	—	—	7.900	—	—
Total (NATCO)				5.000	7.900	—	—
Total (T&C)				68.777	127.993	—	—

PHYSICAL PLANNING AND HOUSING**1. Housing & Offices****GILGIT DISTRICT***(On-going)*

275.	Strengthening of NAWO Work Shop (App.).	1.466	0.930	0.486	0.020	—	—
276.	Const. of office for CPO and its furnishing (App.).	2.500	0.915	0.500	0.660	—	—
277.	Service facilities in Bechelor Hostel at Gilgit. (App.).	0.650	0.242	0.350	0.100	—	—
278.	Const. of Res. Accon. for P&D Deptt. (App.).	1.722	1.465	0.277	0.141	—	—
279.	Const. of Conference Hall at Residency (App.).	2.495	2.490	0.002	—	—	—
280.	Const. of 12 "E" type qr at Gilgit. (App.).	2.215	0.071	0.003	—	—	—
281.	Const. of Police station at Gilgit (App.).	1.208	0.358	0.250	0.794	—	—
282.	Const. of PRTC at Gilgit (App.)	O-2.315 R-4.755	2.293	0.020	0.623	—	—
283.	Const. of Baracks for NAWO staff at Gilgit (App.).	1.050	0.897	0.004	0.140	—	—
284.	Const. of IGP House 10 type qtr. (App.).	2.300	1.764	0.400	0.384	—	—
285.	Const. of Youth Stadium at Gilgit (App.)	2.500	0.229	0.100	1.000	—	—
286.	Const. of Food Grain Godown at Islamabad (App.).	2.492	1.780	0.100	0.200	—	—

(Million Rupees)

Sl. No.	Name, Location and Status of the Scheme	Total Cost (F.E.C.)	Estimated Expenditure up to June, 1985	Revised Estimates for 1985-86	Allocation for 1986-87			
					Total ADP	Foreign Exchange Component		
						Own Resources	Foreign Aid	
1	2	3	4	5	6	7	8	
287.	Const. of Res. Acon. for AEE and his staff at kaulote Gilgit. (App.).	0.180	0.180	0.004	—	—	—	
288.	Const. of Building for Judicial Department (App.)	1.478	1.121	0.200	0.001	—	—	
289.	Estab. of Fire fighting station at Gilgit. (App.).	2.452	0.621	0.450	—	—	—	
290.	Estab. of Govt. Library at Gilgit. (App.) ..	0.302	0.228	0.040	—	—	—	
291.	Const. of 4 Nos. Cat-II qtr. at Gilgit. (App.) ..	2.475	0.719	0.830	0.616	—	—	
292.	Const. of Res. Acon for Judicial Commissioner Gilgit. (App.).	1.200	0.267	0.200	0.380	—	—	
293.	Const. of Office Acon for Staff of Commissioner at Gilgit. (App.).	2.490	0.200	0.600	1.265	—	—	
294.	Const. of Office for DC and his staff at Gilgit. (App.).	2.333	0.290	0.600	1.271	—	—	
295.	Repair/Imp of existing Non Residential buildings. (App.).	2.335	0.600	0.700	1.000	—	—	
296.	Repair/Renovation of residential Building at Gilgit. (App.).	2.272	0.500	0.800	1.077	—	—	
297.	Const. of W/P and survey investigation office Gilgit. (App.).	1.110	0.871	0.130	0.230	—	—	
298.	Area Development Scheme Chilmisdass. (App.)	2.500	—	0.500	0.500	—	—	
299.	Const. of Res. buldgs for Police Recruit Traing Centre at Gilgit. (App.).	4.795	—	0.500	2.000	—	—	
300.	Const. of Res. Accn. for Newly created staff of P&D Cell Commissioner Office at Gilgit. cat-II qtr. 3 Nos (App.).	1.876	—	1.000	1.163	—	—	
301.	Const. of NA House at Islamabad. (App.)	5.000	—	0.100	0.100	—	—	
302.	Const. of Explosive store at Chilmisdass.(App.).	2.200	—	0.500	1.000	—	—	
303.	Special repair of ACs Houses Revenue buildings and Repair of Govt. Vehicles in NAs. (App.).	6.525	—	0.700	2.500	—	—	
304.	Const. of Police Station at Gupis and Yasin. (App.).	1.000	1.033	0.010	0.001	—	—	
305.	Const. of Police Station at Punial and Ishkoman. (App.).	1.764	1.764	0.186	0.001	—	—	
306.	Cost. of Court and office for SDM and his staff at Singl and Gupis. (App.).	1.430	1.458	0.010	0.001	—	—	
307.	Const. of Res. Accn. for Police at Nagar.(App.)	1.151	0.828	0.002	—	—	—	
308.	Const. of 4 Nos. Police Station at Nagar (App.).	2.474	1.981	0.003	—	—	—	
309.	Const. of Res. Accn for Tehsildar and his staff at Gulmit. (App.).	1.438	1.024	0.350	0.212	—	—	
310.	Const. of police Chowki at Dhee. (App.)	0.850	0.454	0.200	0.311	—	—	
311.	Const. of Js. Check post at Darkut. Churpurson and Muhtramdan. (App.).	1.547	0.638	0.002	—	—	—	
312.	Const. of J.S. Check post at Ghizer.	1.547	0.638	—	—	—	—	
313.	Const. of J.S. check post at H/Nagar.	1.547	0.771	0.002	—	—	—	
Total (On-going)				..	12.111	18.614	—	—

(Million Rupees)

Sl. No.	Name, Location and Status of the Scheme	Total Cost (F.E.C.)	Estimated Expenditure up to June, 1985	Revised Estimates for 1985-86	Allocation for 1986-87		
					Total ADP	Foreign Exchange Component	
						Own Resources	Foreign Aid
1	2	3	4	5	6	7	8
<i>(New Schemes)</i>							
314.	Const. of R/House. camp at Rawalpindi (App.).	0.876	—	—	0.876	—	—
315.	Const. of staff store at gahuch for NA PWD (App.).	2.480	—	—	0.400	—	—
316.	Const. of R/Accommodation for P&D Cell Staff Gilgit.	2.000	—	—	0.500	—	—
Total (New)				..	—	1.776	—
Total (Gilgit)				..	12.111	20.390	—
BALTISTAN DISTRICT							
<i>(On-going)</i>							
317.	Const. of NAWC store and Garrages at Skardu (App.).	1.460	1.441	—	0.019	—	—
318.	Const. of Res. Accon. for Govt. servant in Baltistan (20 Rooms Bachelor Hostel) (App.).	4.646	2.914	1.500	0.952	—	—
319.	Ext. of Jail building at Skardu. (App.)	2.497	0.746	0.438	0.900	—	—
320.	CGI Sheet roofing of Govt. building at Skardu (App.).	4.572	0.558	0.600	1.500	—	—
321.	Const. of conference Hall and DC Office and attached Deptt. at Skardu. (App.).	2.003	0.779	0.400	0.900	—	—
322.	Const. of office for water power Divi. of Baltistan Circle at Skardu. (App.).	2.488	0.050	0.200	2.000	—	—
323.	Const. of police station at keris Dagoni and Siksa. (App.).	2.500	2.667	—	0.100	—	—
324.	Const. of Police station at Mehdiabad. Tolti and Olding. (App.).	2.500	2.584	—	0.050	—	—
325.	Const. of ACs. Office/Court and residence at Khapluand Tolti. (App.).	1.583	0.337	0.950	0.296	—	—
326.	Const. of Treasury Chest at Khaplu. (App.)	1.345	—	0.400	0.900	—	—
327.	Abnormal repair of Govt. buildings in Baltistan (App.).	2.500	—	0.850	1.000	—	—
328.	Const. of Cement and Explosive stores at Khaplu, Tolti and Olding. (App.).	1.335	—	0.400	0.900	—	—
Total (On-going)				..	5.738	9.517	—
<i>(New Schemes)</i>							
329.	Const. of Rest House Building at Skardu	6.000	—	—	1.000	—	—
Total (Baltistan)				..	5.738	10.517	—

(Million Rupees)

Sl. No.	Name, Location and Status of the Scheme	Total Cost (F.E.C.)	Estimated Expenditure up to June, 1985	Revised Estimates for 1985-86	Allocation for 1986-87			
					Total ADP	Foreign Exchange Component		
						Own Resources	Foreign Aid	
1	2	3	4	5	6	7	8	
DIAMER DISTRICT								
<i>(On-going Schemes)</i>								
330.	Const. of Guest House at Chilas, Police chowki at Shatial and Imp. old Civil and GS buildings in Diamer. (App.)	1.360	1.190	0.170	—	—	—	
331.	Const. of DC House with Servant Qtr. at Chilas (App.)	1.557	0.866	0.550	0.031	—	—	
332.	Rehabilitation works in earth quake effected areas in Derel valley. (App.)	4.686	3.040	1.000	0.646	—	—	
333.	Establishment of Fire fighting station at Chilas. (App.)	2.342	0.475	0.400	0.700	—	—	
334.	Const. of police Station with one "E" type Qtr. at Gunner Form. (App.)	1.383	0.693	0.683	0.007	—	—	
335.	Const. of Court for Addl. Distt. and Session Judge at Chilas. (App.)	1.109	0.298	0.500	0.311	—	—	
336.	Internal electrification to Govt. Buildings at Tangir. (App.)	0.186	0.212	0.002	—	—	—	
337.	Const. of Office Accn. for circle Office at Chilas.	2.246	—	1.080	1.246	—	—	
338.	Const. of Rec. Accn. for NA PWD Staff 1 No. Cat-II and 3 nos Cat-III Qtrs. at Chilas.	2.493	—	0.800	1.193	—	—	
339.	Const. of Res. Accn. for Addl. Distt. Session Judge Diamer. (App.)	0.580	—	0.500	0.080	—	—	
340.	Const. of Police line at Chilas. (App.)	5.048	—	0.500	1.500	—	—	
341.	Special Repair of ACs Jousees Revenue building and repair of Govt. Vehicles in NAs. (App.)	6.525	—	0.190	0.300	—	—	
342.	Const. of One D, 3 E, 2 H type qtrs. at Astors/Bunji. (App.)	1.336	1.035	0.376	0.060	—	—	
343.	Const. of Sub Sector Comd. office and Residence at Astors. (App.)	2.500	2.482	0.140	0.260	—	—	
344.	Const. of 1 F type qtr. at Minimarg. (App.)	0.200	0.154	0.043	0.030	—	—	
345.	Const. of Police station at Minimarg. (App.)	1.871	1.216	—	0.150	—	—	
346.	Const. of office for IP/DSP at Astor (App.)	1.960	1.025	0.083	0.110	—	—	
347.	Const. of Court and Residential Accommodation for Civil Judge at Astor. (App.)	0.932	0.188	—	0.650	—	—	
348.	Special repair to ACs Houses Revenue buildings and repair of Govt. Vehicles in NAs. (App.)	6.525	—	0.050	0.650	—	—	
349.	Const. of Res. Accn. for staff of Diamer at Chilas 4 No. Catt-X, 10 No. Catt-iv and 1 Mosque (App.)	2.496	—	—	1.500	—	—	
350.	Rehabilitation of Earthquake effected areas in Deral (Land Corp). (Un-app.)	0.200	—	—	0.200	—	—	
Total (Diamer District)				..	7.004	9.474	—	—

(Million Rupees)

Sl. No.	Name, Location and Status of the Scheme	Total Cost (F.E.C.)	Estimated Expenditure up to June, 1985	Revised Estimates for 1985-86	Allocation for 1986-87			
					Total ADP	Foreign Exchange Component		
						Own Resources	Foreign Aid	
1	2	3	4	5	6	7	8	
GILGIT DISTRICT								
<i>(On-going Schemes)</i>								
351.	Drainge/Sanitation system in Gilgit Town. (App.)	1.000	0.908	0.092	--	--	--	
352.	Water supply scheme at Skardu. (App.)	1.473	1.429	0.013	0.170	--	--	
353.	Modification/Imp. of water supply scheme Gilgit Town. (App.)	4.296	2.992	0.700	0.565	--	--	
354.	Ext. of waters Supply scheme at Gilgit Town.(App.)	2.079	1.623	0.001	--	--	--	
355.	Water supply scheme from Kargah to Barmas (App.)	4.800	4.043	0.400	0.200	--	--	
356.	Water S/scheme from Barmas to Jutial (App.)	4.000	3.703	0.100	0.100	--	--	
357.	Water S/scheme from Karagah to Jutial Lan Camp. (App.)	2.249	1.644	0.366	0.400	--	--	
358.	Water Supply scheme at Juglote Sai (App.)	0.950	0.618	0.400	0.100	--	--	
359.	Water S/scheme at Skarkoi. (App.)	0.514	0.500	0.133	0.010	--	--	
350.	Water Supply scheme at Danyore and Sultana-bad (App.)	3.125	3.526	0.164	0.001	--	--	
361.	Water Supply scheme at Sherqillah. (App.)	1.480	0.854	0.002	--	--	--	
362.	Water supply scheme at Nagar proper.(App.)	2.350	1.282	0.300	0.001	--	--	
363.	Water supply scheme at Aliabad. (App.)	2.486	0.160	--	2.050	--	--	
Total (On-going)				..	2.671	3.597	--	--
<i>(New Schemes)</i>								
364.	Water Supply scheme for Gilgit Town provision of 24-inch. steel pipe for Forebay Kargah to Jutial W/complex linking Kargah compl. (Un-App.)	0.500	--	--	0.500	--	--	
365.	Design of Sewerage Disposal in Gilgit Town	0.750	--	--	0.750	--	--	
366.	Lift water supply Skanderabad	2.500	--	--	1.100	--	--	
Total (New)				..	--	2.350	--	--
Total (Gilgit District)				..	2.671	5.947	--	--
II WATER SUPPLY								
BALTISTAN DISTRICT								
<i>(On-going Schemes)</i>								
367.	Const. of sanitation system at Skardu (App.)	1.800	--	--	0.200	--	--	
368.	Water supply scheme at Churka (App.)	3.700	0.040	0.100	2.000	--	--	
369.	Water supply scheme at Chatpa. (App.)	0.570	0.311	--	0.200	--	--	
Total (Baltistan)				..	0.100	2.400	--	--

(Million Rupees)

Sl. No.	Name, Location and Status of the Scheme	Total Cost (F.E.C.)	Estimated Expenditure up to June, 1985	Revised Estimates for 1985-86	Allocation for 1986-87		
					Total ADP	Foreign Exchange Component	
						Own Resources	Foreign Aid
1	2	3	4	5	6	7	8
DIAMER DISTRICT							
<i>(On-going Schemes)</i>							
370.	Const. of W/supply scheme villages Charchal gali, Bandkhali, Mushkey at Tangir.	0.500	0.295	—	0.205	—	—
371.	Ext. of water supply scheme villages Charchal gali, Bandkhali, Mushkey at Tangir.	2.500	1.520	—	0.980	—	—
372.	Water supply scheme Astore Town	2.460	1.612	0.400	0.600	—	—
373.	Water supply scheme at Gurikoté	2.385	1.060	0.133	0.200	—	—
374.	Water supply scheme at Bunji	2.391	1.502	0.270	0.260	—	—
Total (Diامر)				0.803	2.245	—	—
Total (PP&H)				28.492	50.973	—	—
RURAL DEVELOPMENT							
I LOCAL BODIES							
375.	On-gong Schemes	20.000	—	20.000	—	—	—
376.	New Regular programmes	25.234	—	—	25.234	—	—
377.	Special programmes	5.000	—	—	5.000	—	—
Total (Local Bodies)				20.000	30.234	—	—
II. PRIME MINISTER'S 5. POINTS PROGRAMME							
378.	Opening and Construction of 24 Primary Schools in Gilgit. District with furniture.	8.160	—	—	8.160	—	—
379.	Opening & const. of P/S in Baltistan District with necessary Furniture.	8.160	—	—	8.160	—	—
380.	Opening & const. of 16 Primary Schools in Diامر District with necessary Furniture.	5.440	—	—	5.440	—	—
381.	Opening and const. of 6 Nos 'A' Class Dispensaries with necessary equipments, Medicines Furniture, in Gilgit District.	3.690	—	—	3.690	—	—
382.	Opening and Const. of 6 A, Class Dispensaries with necessary equipments medicines and Furniture in Baltistan.	3.690	—	—	3.690	—	—
383.	Opening and Const. of 4 Nos. 'A' class Dispensaries in Diامر Distt. with Necessary equipments, medicines and furniture.	2.460	—	—	2.460	—	—
384.	Const. of 12 Drinking Water Supply Schemes in Gilgit District.	5.910	—	—	5.910	—	—
385.	Const. of 12 Drinking Water Schemes in Baltistan District.	5.910	—	—	5.910	—	—
386.	Const. of 8 Drinking Water Supply Schemes in Diامر District.	3.940	—	—	3.940	—	—
387.	Const. of 60 Km Roads in Gilgit Distt.	4.440	—	—	4.380	—	—
388.	Const. of 60 Km. Roads in Baltistan District.	4.440	—	—	4.380	—	—
389.	Const. of 40 Km. Roads in Diامر District	2.960	—	—	2.920	—	—
390.	Operational and Msisc. Expenditure	0.800	—	—	0.960	—	—
Total (PM 5 points)				—	60.000	—	—
Total (Rural Development)				20.000	90.234	—	—

(Million Rupees)

Sl. No.	Name, Location and Status of the Scheme	Total Cost (F.E.C.)	Estimated Expenditure up to June, 1985	Revised Estimates for 1985-86	Allocation for 1986-87		
					Total ADP	Foreign Exchange Component	
						Own Resources	Foreign Aid
1	2	3	4	5	6	7	8
EDUCATION							
GILGIT DISTRICT							
<i>(On-going Schemes)</i>							
<i>(a) Primary Education</i>							
391.	Opening of Primary School at Sonikote	0.180	0.165	0.025	—	—	—
392.	Const. of P/S bldg at old polo ground. (App.)	0.481	0.553	0.275	0.557	—	—
		R-1.385					
393.	Const. of P/S Bldg at Hospital colony (App.)	0.139	0.165	0.001	—	—	—
394.	Const. of Girls P/S Bldg at Danyor (App.)	0.212	0.212	0.002	0.552	—	—
		R-0.766					
395.	Const. of P/S bldg at Shota (App.)	0.150	0.150	0.010	—	—	—
396.	Const. of P/S bldg at Farfoo (App.)	0.250	0.259	0.002	—	—	—
397.	Const. of P/S bldg at Bulchi (App.)	0.250	0.200	0.050	—	—	—
398.	Const. of P/S bldg at Hopay (App.)	0.139	0.149	0.002	0.002	—	—
399.	Opening of P/S at Dadimal Nagar. (App.)	0.193	0.199	0.013	0.002	—	—
400.	Opening of P/S at Khudabad. (App.)	0.180	0.180	0.006	—	—	—
401.	Const. of Girls P/S bldg at Baltit. (App.)	0.050	0.250	0.002	0.030	—	—
402.	Opening of Girls P/S at Chatorkhand (App.)	0.242	0.242	0.036	—	—	—
403.	Opening of P/S at Hatoon	0.203	0.203	0.005	—	—	—
404.	Opening of Girls P/S at Gupis (App.)	0.240	0.240	0.030	—	—	—
405.	Opening of P/S at Hundurb (App.)	0.193	0.193	0.028	—	—	—
406.	Const. of P/S at Yasin (App.)	0.203	0.203	0.010	0.010	—	—
407.	Opening of P/S at Darimar (App.)	0.203	0.203	0.010	0.010	—	—
<i>(b) Secondary Education</i>							
<i>(On-going Schemes)</i>							
408.	Upgradation of P/S at Sharote to M/S (App.)	1.296	1.296	0.002	0.020	—	—
409.	Upgradation of P/S Rahimabad to M/S (App.)	1.296	1.296	0.096	0.002	—	—
410.	Upgradation of P/S at Juglote Sai to M/S (App.)	1.296	1.296	0.002	0.010	—	—
411.	Upgradation of P/S Datuchi to M/S (App.)	1.000	1.000	0.020	0.020	—	—
412.	Const. of M/S bldg at Jalalabad. (App.)	1.249	1.152	0.134	—	—	—
413.	Const. of M/S bldg at Danyore. (App.)	1.212	0.581	0.631	0.010	—	—

(Million Rupees)

Sl. No.	Name, Location and Status of the Scheme	Total Cost (F.E.C.)	Estimated Expenditure up to June, 1985	Revised Estimates for 1985-86	Allocation for 1986-87			
					Total ADP	Exchange Component		
						Own Resources	Foreign Aid	
1	2	3	4	5	6	7	8	
414.	Upgradation of P/S Fakar to M/S (App.)	1.296	1.276	0.004	0.016	—	—	
415.	Upgradation of P/S Sikandarabad to M/S. (App.)	1.296	1.331	0.006	0.050	—	—	
416.	Upgradation of girls M/S Aliabad to S/level. (App.)	1.757	1.751	0.010	0.010	—	—	
417.	Upgradation of M/S Gulmit to S/level. (App.)	1.786	1.167	0.519	0.050	—	—	
418.	Upgradation of P/S Soost to M/S. (App.)	1.200	0.680	0.520	0.050	—	—	
419.	Upgradation of M/S Pakara to S/level (App.)	0.838	0.838	0.002	0.010	—	—	
420.	Upgradation of P/S Singal to M/S (App.)	1.300	1.300	0.002	0.070	—	—	
421.	Upgradation of P/S Ishkaman to M/S (App.)	1.300	1.179	0.120	0.010	—	—	
422.	Upgradation of P/S Immit to M/S (App.)	1.300	1.290	0.050	0.010	—	—	
423.	Upgradation of P/S Gulukhmular to M/S. (App.)	1.300	1.277	0.023	0.010	—	—	
424.	Upgradation of P/S Barn kulti/Hunder to M/S (App.)	1.300	1.300	0.005	0.010	—	—	
425.	Upgradation of P/S Sumal to M/S (App.)	1.300	1.300	0.005	0.010	—	—	
426.	Upgradation of P/S Thoi to M/S (App.)	1.300	1.330	0.112	0.020	—	—	
Total (Secondary Education)					2.203	0.388	—	—
(c) College Education:								
427.	Upgradation of Inter College Gilgit to Degree level (4th revision in progress).	O-2.487 R-3.087	2.487	—	0.600	—	—	
Total (College Education)					—	0.600	—	—
(d) Misc. Programmes:								
428.	Const. of Res. Accomodation for reaching staff of 10 H/S and 20 M/S in Gilgit distt. (App.)	2.198	1.858	0.340	0.200	—	—	
429.	Repair to Educational Institutions in Gilgit Sub Division. (App.)	O-0.750 R-1.720	1.393	0.327	—	—	—	
Total (Misc. Programme)					0.667	0.200	—	—
Total (On-going)					3.383	2.961	—	—

(Million Rupees)

Sl. No.	Name, Location and Status of the Scheme	Total Cost (F.E.C.)	Estimated Expenditure up to June, 1985	Revised Estimates for 1985-86	Allocation for 1986-87		
					Total ADP	Foreign Exchange Component	
						Own Resources	Foreign Aid
1	2	3	4	5	6	7	8
DIAMER DISTRICT							
<i>(a) Primary Education</i>							
430.	Opening of P/S at Dache (App.)	0.172	0.172	0.025	—	—	—
431.	Opening of P/S at Guzair (App.)	0.172	0.172	0.013	0.002	—	—
432.	Opening of P/S at Korangng (App.)	0.250	0.250	0.002	0.028	—	—
433.	Opening of P/S at Gali (App.)	0.250	0.250	0.002	0.005	—	—
434.	Opening of P/S at Thilkush (App.)	0.250	0.250	0.002	0.025	—	—
435.	Reconstruction of 40 defunt V. Aid school bldgs in Diamer (under Revn.).	0.4.285	4.219	0.200	2.301	—	—
		R-6.720					
	Total (On-going Schemes)			0.244	2.361	—	—
<i>(b) Secondary Education</i>							
436.	Upgradation of P/S Jall to M/S (App.)	1.000	0.940	0.096	0.020	—	—
437.	Upgradation of girls P/S Chilas to M/S (App.).	1.000	1.100	0.005	0.005	—	—
438.	Reconst of H/S bldg. at Astore (App.)	1.734	1.734	0.050	0.050	—	—
439.	Upgradation of P/S Gorikote to M/standard. (App.).	1.000	1.000	0.050	0.050	—	—
440.	Upgradation of P/S Dashkin to M/S (App.)	1.000	1.000	0.005	0.050	—	—
441.	Upgradation of P/S Chorit to M/S (App.)	1.000	1.000	0.005	0.030	—	—
442.	Upgradation of P/S Derla Bala to M/S (App.).	1.000	1.000	0.005	0.030	—	—
443.	Upgradation of P/S Khamikote to M/S (App.)	1.000	1.000	0.002	0.050	—	—
444.	Upgradation of M/S Darel/Rettu to H/S (App.).	0.950	0.923	0.027	0.020	—	—
445.	Upgradation of 5 P/S to M/S at Minimerg, Gohar farm, Thore, Manikal and Goharabad.	0-0.300	4.245	0.333	—	—	—
		R-4.578					
<i>(c) College Education</i>							
446.	Const. of bldgs. for Govt. Intermediate college Chilas.	2.476	1.876	0.600	0.200	—	—
447.	Repair to Educational inst. in Astore (App.)	0.400	0.454	0.006	—	—	—
	Total (Daimer District)			1.383	2.866	—	—

(Million Rupees)

Sl. No.	Name, Location and Status of the Scheme	Total Cost (F.E.C.)	Estimated Expenditure up to June, 1985	Revised Estimates for 1985-86	Allocation for 1986-87		
					Total ADP	Foreign Exchange Component	
						Own Resources	Foreign Aid
1	2	3	4	5	6	7	8
BALTISTAN DISTRICT							
<i>(a) Primary Education</i>							
448.	Opening of P/S at Turmik. (App.)	0.445	0.455	0.005	—	—	—
449.	Opening of P/S at Kharmong (App.)	0.550	0.250	0.030	—	—	—
450.	Opening of P/S Ingut. (App.)	0.550	0.550	0.005	—	—	—
451.	Opening of P/S Congmapari (App.)	0.550	0.550	0.002	—	—	—
452.	Opening of P/S at Kanday	0.551	0.490	0.005	—	—	—
453.	Const. of P/S bldg at Balghar. (App.)	0.551	0.551	0.002	—	—	—
454.	Const. of P/S bldg. at Yugo (App.)	0.551	0.550	0.002	—	—	—
Total (Primary Education).				0.051	—	—	—
<i>(b) Secondary Education</i>							
455.	Upgradation of P/S Harpo to M/School. (App.)	1.000	1.000	0.033	0.050	—	—
456.	Const. of M/S bldge at Gamba Skardu (App.)	O—0.815 R—1.470	0.835	0.635	—	—	—
457.	Upgradation of P/S Bunual to M/S. (App.)	1.000	1.000	0.020	0.070	—	—
458.	Upgradation of P/S Kachura at M/S (App.)	1.000	1.000	0.002	0.030	—	—
459.	Upgradation of P/S K. G. School to M/S. (App.)	O—1.228 R—2.459	1.375	0.600	—	—	—
460.	Upgradation of P/S Alchori to M/S (App.)	1.070	1.070	0.005	—	—	—
461.	Upgradation of P/S Churka to M/S (App.)	1.000	1.000	0.005	0.050	—	—
462.	Upgradation of P/S Broq to M/S (App.)	1.070	1.089	0.100	—	—	—
463.	Upgradation of P/S Olding to M/S. (App.)	1.188	1.188	0.050	0.050	—	—
464.	Upgradation of P/S Tolti to M/S. (App.)	1.160	1.160	0.150	—	—	—
465.	Upgradation of P/S Madpura to M/S. (App.)	1.000	1.000	0.002	0.050	—	—
466.	Upgradation of P/S Kuro to M/S (App.)	1.000	1.000	0.005	0.050	—	—
467.	Upgradation of P/S Machilu to M/S. (App.)	1.000	1.000	0.100	—	—	—
468.	Upgradation of P/S Bara Bala to M/S. (App.)	1.038	1.036	0.150	—	—	—
469.	Upgradation of P/S Partuk to M/S (App.)	1.076	1.126	0.050	—	—	—
470.	Upgradation of P/S Khaplu Bala to M/S. (App.)	1.000	1.000	0.010	0.010	—	—
Total (On-going)				1.917	0.360	—	—

(Million Rupees)

Sl. No.	Name, Location and Status of the Scheme	Total Cost (F.E.C.)	Estimated Expenditure up to June, 1985	Revised Estimates for 1985-86	Allocation for 1986-87		
					Total ADP	Foreign Exchange Component	
						Own Resources	Foreign Aid
1	2	3	4	5	6	7	8
MISC. PROGRAMMES :							
471.	Repair to Edu. institutions in Baltistan. (App.)	O—2.070 R— 3.600	2.380	1.220	—	—	—
472.	Payment of land compensation for Primary and Middle Schools in Baltistan (App.)	0.422	0.422	—	—	—	—
473.	Special repairs to Govt. Degree College Skardu. (App.)	0.683	—	0.400	0.283	—	—
Total (Primary Education), ..				4.010	0.643	—	—
(b) SECONDARY EDUCATION							
<i>(On-going Schemes)</i>							
474.	Supply of Equipment to M/S. in NAs. (App.)	2.200	2.365	0.165	—	—	—
475.	Const. of res. quarters for H/S Jutial.(App.)	2.210	2.521	0.145	—	—	—
476.	Const. of Hall, Canteen and S/Hall for H/S. Jutial. (App.)	O—1.299 R—2.480	2.126	0.163	—	—	—
477.	Const. of Hostal bldg. for public school Jutial (App.)	2.273	2.512	0.002	—	—	—
Total (Secondary Edu.) ..				0.475	—	—	—
MISC. PROGRAMME							
<i>(On-going Schemes)</i>							
478.	Const. of office for Dte. of educ. with res. acdtn. at Gilgit.	O—1.657 R—2.413	2.193	0.215	0.005	—	—
479.	Provision of N.V. aids at Educational institutions in NAs.	1.180	0.989	0.191	—	—	—
480.	Machinery for P&D Cell.	1.900	—	1.000	0.600	—	—
Total (On-going) ..				1.406	0.605	—	—
<i>(New Schemes)</i>							
481.	Opening of a public school at Skardu. (Un-App.)	16.150	—	—	2.500	—	—
482.	Provision of refresher training facilities to teachers of NAs (Un-App.)	2.600	—	—	0.500	—	—
483.	Primary Education Dev. and Expansion Project (Ph-III). (Un-App.)	20.328	—	—	1.000	—	—
Total (New Schemes) ..				4.645	4.000	—	—
Total (Education) ..				10.657	10.475	—	—

(Million Rupees)


Sl. No.	Name, Location and Status of the Scheme	Total Cost (F.E.C.)	Estimated Expenditure up to June, 1985	Revised Estimates for 1985-86	Allocation for 1986-87			
					Total ADP	Foreign Exchange Component		
						Own Resources	Foreign Aid	
1	2	3	4	5	6	7	8	
HEALTH								
GILGIT DISTRICT								
<i>(On-going Schemes)</i>								
484.	Const. of res. accn. for Med. staff at Gilgit. (App.).	2.332	2.111	0.400	—	—	—	
485.	Const. of 3 Disps. at Bargo, Teru and Darmadar (App.).	1.224	1.071	0.100	0.100	—	—	
486.	Const. of 9 FAPs at Japak Bilhanz, Balas, Nalter, Paacen, Murtazaabad, Sost, Sniker, Gulkin and Bilchar (App.).	1.407	1.284	0.100	0.100	—	—	
487.	Const. of 4-2 Rooms FAP with one room Disp. Qtr. at Mayoan, Damote, Kargah, and Shishkot (App.).	0.674	0.600	0.060	0.025	—	—	
488.	Improvement of existing Hosps/disps/FAPs in Gilgit District (App.).	1.217	1.212	0.417	—	—	—	
489.	Leprosy control in NAs (App.)	1.900	1.385	0.510	—	—	—	
490.	Const. of Res. Accn. at outlying hosps/Disps. in Gilgit.	1.620	—	0.800	0.820	—	—	
491.	Imp. of DHQs hosp Gilgit (App.)	1.500	—	0.500	1.000	—	—	
492.	Const. of Cat-II House for M/S DHQ hosp. Gilgit (App.).	0.633	—	0.500	0.133	—	—	
493.	Purchase of eqpt. Appliance for DHQs. Hosp. Gilgit (App.).	0.318	—	0.500	0.218	—	—	
Total (Gilgit)				..	3.887	2.396	—	—
DIAMER DISTRICT								
<i>(On-going Schemes)</i>								
494.	Const. of 8 FAPs at Gashala, Raikote, Muthot, Bachot, Pakura Trashing, Faqirkot and Korangah (App.).	1.251	1.046	0.150	0.100	—	—	
495.	Impro. of existing hosps/disps/FAPs in Diامر District (App.).	1.183	0.995	0.583	—	—	—	
496.	Const. of Res. Accn. at outlying hosps/disps. in Diامر District (App.).	0.780	—	0.500	0.280	—	—	
497.	Const. of 100 bedded Hospital Chilas. (App.)	23.950	—	—	2.000	—	—	
Total (Diامر)				..	1.233	2.380	—	—

(Million Rupees)

Sl No.	Name, Location and Status of the Scheme	Total Cost (F.E.C.)	Estimated Expenditure up to June, 1985	Revised Estimates for 1985-86	Allocation for 1986-87			
					Total ADP	Foreign Exchange Component		
						Own Resources	Foreign Aid	
1	2	3	4	5	6	7	8	
BALTISTAN DISTRICT								
<i>(On-going Schemes)</i>								
498.	Imp. of A class disps. in Baltistan at Skardu, Shigar and Khaplu. (App.)	1.715	1.691	0.056	—	—	—	
499.	Const. of DHO office, Store and garrages at Skardu. (App.)	1.700	1.020	0.875	0.060	—	—	
500.	Upgradation of 16 beds hosp. Shigar into 20 beds hospital (App.)	2.500	2.012	0.260	0.228	—	—	
501.	Const. of 40 beds female hosp. at Skardu (App.)	2.500	2.365	0.130	—	—	—	
502.	Const. of 20 beds Hosp. at Tolti (Rev.) (App.)	2.500	2.332	—	0.168	—	—	
503.	Const. of C Class disp. at Olding (Rev.) (App.)	0.650	0.534	0.116	—	—	—	
504.	Const. of 10 beds hosp. at Siksa (App.)	2.117	1.687	0.430	—	—	—	
505.	Const. of 3 C class disps. at Gole, Chorka and Kawardu (App.)	0.822	0.864	0.100	—	—	—	
506.	Const. of 2 C class disps. at Barah and Saltoro. (App.)	0.548	0.630	0.010	—	—	—	
507.	Const. of 2 C class disps. at Partuk and Farwo (App.)	0.548	0.530	0.030	—	—	—	
508.	Const. of 2 C class disps. at Ghandus and Gultari (App.)	0.548	0.533	0.040	—	—	—	
509.	Const. of 2 C class disps. at shot and Askoli (App.) (Rev.)	0.730	0.636	0.070	0.050	—	—	
510.	Const. of 2 C class disps. at machlu and Kondus (App.) (Rev.)	0.730	0.599	0.050	0.100	—	—	
511.	Const. of C class disp at Shaqma. (App.)	0.400	0.374	0.070	—	—	—	
512.	Upgradation of MI room as C class disp. at Harpoh and Komera (App.)	0.239	0.216	0.030	—	—	—	
513.	Upgradation of MIR room as C class disp. at Chowari and Thagus (App.)	0.239	0.222	0.030	—	—	—	
514.	Const. of Auditorium at DHQ hosp. Skardu. (App.)	0.683	—	0.685	0.050	—	—	
515.	Const. of 2 C class disp. at Qazipur and Thorgo Pain.	0.548	0.582	0.050	—	—	—	
516.	Const. of 12 FAPs at Kashmal Baigbha, Kindrik, Chowar, Kothang Chuda, Gayul, Kharko Dapa, Khaplu pain, Doro and Siltorgo (App.)	2.208	2.221	0.800	—	—	—	
517.	Re-const./Imp./modification and spl. repair of DHQ hosp. Skardu (Rev.) (Un-App.)	2.500	2.860	0.020	—	—	—	
518.	Purchase of furniture/eqpt. for 40 beds female hosp. at Skardu. (App.)	1.240	—	0.620	0.620	—	—	
519.	Purchase of instruments and appliance for ENT and Eye Deptt DHQ hosp. Skardu (App.)	0.150	—	0.150	—	—	—	
Total (Baltistan.)					4.622	1.276	—	—

(Million Rupees)

Sl. No.	Name, Location and Status of the Scheme	Total Cost (F.E.C.)	Estimated Expenditure up to June, 1985	Revised Estimates for 1985-86	Allocation for 1986-87		
					Total ADP	Foreign Exchange Component	
						Own Resources	Foreign Aid
1	2	3	4	5	6	7	8
COMMON SCHEMES							
520.	Purchase of equi. for completed hosps/disps. in Gilgit/Diamer Districts. (App.).	2.304	1.864	0.440	—	—	—
521.	Expended Programme on Immunization in NAs (App.).	2.500	0.680	0.800	0.500	—	—
522.	World Food Supplementary Feeding programme in NAs (App.).	0.281	0.086	0.080	0.100	—	—
523.	Training of birth attendants in NAs (App.).	0.550	0.020	0.200	0.050	—	—
524.	Purch. of 12 X-Ray Machines for DHQ hosps. Skardu, Shigar, Medhiabad, Thowar, Khaplu, Aliabad, Gupis, Bunji Tangir, Darel, Nagar, and Chatorkhand. (App.).	4.900	—	2.292	1.698	—	—
525.	Const. of 14—2 rooms FAPs in Gilgit and Diamer.	1.776	1.751	—	0.015	—	—
526.	Distribution of oral/rehydration salt in NAs. (App.).	0.200	—	0.200	—	—	—
	Total (Common)		..	4.012	2.348	—	—
	Total (On-going)		..	13.754	7.900	—	—
<i>(New Schemes)</i>							
527.	Const. of staff quarters at Chilas	2.464	—	—	0.300	—	—
528.	Const. of residence for DHO at Skardu and M Os. at Thowar, Mehdiabad, Tolti, Dagboni, Siksa, Keris, Olding and Gultari.	3.825	—	—	0.300	—	—
529.	Traing of Para-Medical staff inside and outside Baltistan.	0.466	—	—	0.150	—	—
530.	Training of Para-Medical staff at DHQ Hosp. Gilgit and Technical Advance Course of Para-Medical staff in down country.	1.150	—	—	0.200	—	—
531.	Const. of res. accommodation for M. O. at Sassi, Karimabad and Chatorkhand.	1.152	—	—	0.200	—	—
532.	Purchase of instruments and equipment for Paed Deptt. DHQs. Skardu.	0.250	—	—	0.260	—	—
	Total (New)		..	—	1.410	—	—
	Total (Health)		..	13.754	9.310	—	—
	Total (Northern Areas)			280.462	420.000	—	—



FEDERALLY ADMINISTERED TRIBAL AREAS (FATA)

(295—296)

CONFIDENTIAL - SECURITY INFORMATION

UNITED STATES DEPARTMENT OF JUSTICE

OFFICE OF THE ATTORNEY GENERAL


100-10000

ANNUAL DEVELOPMENT PROGRAMME OF FATA, 1986-87

(SUMMARY)

(Million Rupees)

Sl. No.	Sector/Sub-sector	Allocation for 1986-87	Foreign Exchange Component		
			Total	Own Resources	Foreign Aid
1	2	3	4	5	6
1.	Agriculture	45.753	1.152	1.152	—
2.	Power	75.596	—	—	—
3.	Transport and Communications	212.982	—	—	—
4.	Physical Planning and Housing	95.260	—	—	—
5.	Rural Development	15.000	—	—	—
6.	Education & Training	149.019	2.000	2.000	—
7.	Health & Nutrition	48.650	—	—	—
	Total (Gross)	642.260	3.152	3.152	—
	Less — Shortfall	32.907	—	—	—
	Total—FATA	609.353	3.152	3.152	—



FEDERALLY ADMINISTERED TRIBAL AREAS (FATA)

(Million Rupees)

Sl. No.	Name, Location and Status of the Scheme	Total Cost (F.E.C.)	Estimated Expenditure up to June, 1985	Revised Estimates for 1986-85	Allocation for 1986-87		
					Total ADP	Foreign Exchange Component	
						Own Resources	Foreign Aid
1	2	3	4	5	6	7	8
AGRICULTURE							
I. PROVINCIAL PROGRAMME							
(a) Mechanization							
<i>(On-going Schemes)</i>							
1.	Construction of Office and Residential accommodation at Hayat abad (A).	4.745	—	2.896	1.849	—	—
2.	Purchase of 12 Bulldozers with Heavy Transporter and 15% Spare Parts (A).	6.800	0.100	0.450	1.000	—	—
Total (On-going Schemes)				3.346	2.849	—	—
<i>(New Schemes)</i>							
3.	Purchase of 5 Nos. Percussion Rigs, Auxiliary Equipment & 10% Spare Parts (Un—App)	23.000 (20.000)	—	—	3.000	—	—
4.	Purchase of 15 bulldozers with one Truck and with 15% Spare Parts for FATA (Un—App)	12.280 (10.350)	—	—	2.000	—	—
5.	Strengthening of existing workshops and purchase of machinery/tools/equipment for Agricultural Workshops in FATA (Un—App)	4.500	—	—	2.900	—	—
Total (New Schemes)				—	7.900	—	—
Total (Provincial Programme)				3.346	10.749	—	—
II. MALAKAND DIVISION							
(b) Extension							
<i>(On-going Schemes)</i>							
6.	Scheme for the Holding of Fruit, Vegetable and Honey Shows. (A).	0.112	0.064	0.016	0.016	—	—
7.	Scheme for the award of scholarships to B. Sc. M.Sc. and Barani Agriculture Students (A).	0.030	0.006	0.004	0.008	—	—
8.	Distribution of Plant Protection equipment on 50% subsidized rate (A).	0.193	0.093	0.033	0.033	—	—
Total (On-going Schemes)				0.053	0.057	—	—
Total (Malakand)				0.053	0.057	—	—

(Million Rupees)

Sl. No.	Name, Location and Status of the Scheme	Total Cost (F.E.C.)	Estimated Expenditure up to June, 1985	Revised Estimates for 1985-86	Allocation for 1986-87				
					Total ADP	Foreign Exchange Component		7	8
						Own Resources	Foreign Aid		
1	2	3	4	5	6	7	8		
III. BAJAUR AGENCY									
(a) Extension									
<i>(On-going Schemes)</i>									
9.	Scheme for the Execution of Intensive Agriculture Activities in Bajaur Agency (A).	3.667	2.731	0.217	0.310	—	—		
10.	Scheme for the Establishment of Fruit Nursery Farm, Inayat Killi, Bajaur Agency, (A).	0.565	0.302	0.080	0.087	—	—		
Total (On-going Schemes)				0.297	0.397	—	—		
<i>(New Schemes)</i>									
11.	Scheme for the Development of Agriculture Horticulture Activities, in Salarzai Area (Un—App)	1.700	—	—	0.400	—	—		
Total (New Schemes)				—	0.400	—	—		
Total (Extension)				0.297	0.797	—	—		
(b) Mechanization									
<i>(On-going Schemes)</i>									
12.	Construction of Office and Category-II Workshop/Residential Accommodation in Bajaur Agency (A).	4.912	0.603	3.012	1.297	—	—		
Total (Mechanization)				3.012	1.297	—	—		
(c) Animal Husbandry									
<i>(On-going Schemes)</i>									
13.	Continuance of one Veterinary Centre in Salarzai, Bajaur Agency (A).	0.135	—	0.033	0.045	—	—		
14.	Establishment of Poultry Farm at Khar, Bajaur Agency (A).	3.319	—	1.200	1.343	—	—		
15.	Continuance of one Veterinary Dispensary at Matakko, Bajaur Agency (A).	0.250	0.043	0.052	0.065	—	—		
16.	Continuance of one Veterinary Dispensary at Mandal, Bajaur, Agency (A).	0.250	0.097	0.065	0.088	—	—		
Total (On-going Schemes)				1.350	1.541	—	—		

(Million Rupees)

Sl. No.	Name, Location and Status of the Scheme	Total Cost (F.E.C.)	Estimated Expenditure up to June, 1985	Revised Estimates for 1985-86	Allocation for 1986-87		
					Total ADP	Foreign Exchange Component	
						Own Resources	Foreign Aid
1	2	3	4	5	6	7	8
<i>(New Schemes)</i>							
17.	Opening of One Veterinary Centre in Bajaur Agency, (Un—App)	0.250	—	—	0.040	—	—
18.	Establishment of Agency level office of Assistant Director, Animal Husbandary at Khar. (Un—App)	0.700	—	—	0.170	—	—
Total (New Schemes)					—	0.210	—
Total (Animal Husbandary)					1.350	1.751	—
(d) Forestry							
<i>(On-going Schemes.)</i>							
19.	Strategic Afforestation in Bajaur Agency, (A).	7.750	1.484	1.776	2.164	—	—
Total (Forestry) ..					1.776	2.164	—
(e) Sericulture							
<i>(On-going Schemes)</i>							
20.	Development of Sericulture in Bajaur Agency (A).	1.768	0.760	0.613	0.395	0.012	—
Total (Bajaur Agency)		0.057		7.048	6.404	0.012	—
IV. PESHAWAR							
(a) Extention							
<i>(On-going Schemes)</i>							
21.	Distribution of plant Protection Equipment on 50% subsidized Rate (A).	0.508	0.307	0.067	0.067	—	—
22.	Scheme for the purchase of plant Protection Equipment for Agriculture Extension (A).	1.365	—	0.265	0.500	—	—
23.	Scheme for the transportation of Seed and Fertilizer in FATA of Peshawar Division (A).	0.950	0.405	0.200	0.060	—	—
24.	Scheme for the Holding of Fruit, Vegetable and Honey Shows. (A).	0.204	0.102	0.034	0.034	—	—
25.	Scheme for the Intensification of Agriculture Horticultural Activities (R).	2.131	1.302	0.400	0.329	—	—
26.	Scheme for the award of scholarship to B.Sc./ M. Sc. and Barani Agriculture students (A).	0.359	0.192	0.049	0.059	—	—
27.	Free Aerial Spray in FATA of Peshawar Division (A).	0.949	0.349	0.200	0.200	—	—
Total (Extension)					1.215	1.249	—

(Million Rupees)

Sl. No.	Name, Location and Status of the Scheme	Total Cost (F.E.C.)	Estimated Expenditure up to June, 1985	Revised Estimates for 1985-86	Allocation for 1986-87		
					Total ADP	Foreign Exchange Component	
						Own Resources	Foreign Aid
1	2	3	4	5	6	7	8
(b) Animal Husbandry							
<i>(On-going Schemes)</i>							
28.	Award of Scholarships for D.V.M. Degree Course in FATA of Peshawar Division (A).	0.175	0.091	0.055	0.050	—	—
Total (Animal Husbandry)				0.055	0.050	—	—
Total (Peshawar)				1.270	1.299	—	—
V. MOHMAND AGENCY							
(a) Extension							
<i>(New Schemes)</i>							
29.	Construction of Office accommodation for Agriculture Staff in Mohmand Agency (Un—App)	1.000	—	—	0.500	—	—
Total (Extension)				—	0.500	—	—
(b) Animal Husbandry							
<i>(On-going Schemes)</i>							
30.	Continuance of one Veterinary Dispensary at Danish Kool, Mohmand Agency (A).	0.250	0.046	0.055	0.065	—	—
31.	Continuance of one Veterinary Dispensary in Sultan Khel, Mohmand Agency (A).	0.135	—	0.032	0.045	—	—
32.	Continuance of one Veterinary Centre at Ghazi Baig, Mohmand Agency (A).	0.135	—	0.035	0.045	—	—
33.	Continuance of one A.I. Sub-Centre at Bkka ghund, Mohmand Agency (A).	0.300	—	0.140	0.070	—	—
Total (On-going Schemes)				0.262	0.225	—	—
<i>(New Schemes)</i>							
34.	Opening of two Veterinary Centres in Mohmand Agency (Un—App)	0.500	—	—	0.080	—	—
Total (New Schemes)				—	0.080	—	—
Total (Animal Husbandry)				0.262	0.305	—	—

(Million Rupees)

Sl. No.	Name, Location and Status of the Scheme	Total Cost (F.E.C.)	Estimated Expenditure up to June, 1985	Revised Estimates for 1985-86	Allocation for 1986-87		
					Total ADP	Foreign Exchange Component	
						Own Resources	Foreign Aid
1	2	3	4	5	6	7	8
(c) Forestry							
<i>(On-going Schemes)</i>							
35.	Strategic Afforestation in Mohmand Agency (App).	6.438	1.114	1.448	1.747	—	—
Total (Forestry)				1.448	1.747	—	—
Total (Mohmand Agency)				1.710	2.552	—	—
VI. KHYBER AGENCY							
(a) Extension							
<i>(On-going Schemes)</i>							
36.	Seed <i>cum</i> Fruit Nursery farm at Bara Sub-Division, Khyber Agency (A).	2.097	1.616	0.150	0.155	—	—
Total (Extension)				0.150	0.155	—	—
(b) Animal Husbandry							
<i>(On-going Schemes)</i>							
37.	Continuance of one Veterinary Dispensary at Chooria, Khyber Agency (A).	0.250	0.110	0.065	0.075	—	—
38.	Continuance of one A.I. Sub-Centre at Landi-Kotal, Khyber Agency (A).	0.300	—	0.140	0.070	—	—
39.	Continuance of one Veterinary Centre at Lawara Miana, Khyber Agency. (A).	0.135	—	0.036	0.045	—	—
Total (On-going Schemes)				0.241	0.190	—	—
<i>(New Schemes)</i>							
40.	Opening of two Veterinary Centres in Khyber Agency (Un-App)	0.500	—	—	0.080	—	—
Total (New Schemes)				—	0.080	—	—
Total (Animal Husbandry)				0.241	0.270	—	—
(c) Forestry							
<i>(On-going Schemes)</i>							
41.	Strategic Afforestation in Khyber Agency (A).	9.965	1.622	2.433	2.575	—	—
Total (Forestry)				2.433	2.575	—	—
Total (Khyber Agency)				2.824	3.000	—	—

(Million Rupees)

Sl. No.	Name, Location and Status of the Scheme	Total Cost (F.E.C.)	Estimated Expenditure up to June, 1985	Revised Estimates for 1985-86	Allocation for 1986-87		
					Total ADP	Foreign Exchange Component	
						Own Resources	Foreign Aid
1	2	3	4	5	6	7	8
VII. PESHAWAR FRONTIER REGIONS							
(a) Animal Husbandry							
<i>(On-going Schemes)</i>							
42.	Continuance of one Veterinary Centre at Kohi Hassan Khel, Peshawar F.R. (A).	0.135	—	0.033	0.045	—	—
43.	Continuance of one Veterinary Dispensary at Sama Radater, Peshawar F.R. (A).	0.250	0.102	0.071	0.077	—	—
Total (On-going Schemes)				0.104	0.122	—	—
<i>(New Schemes)</i>							
44.	Opening of one Veterinary Centre in Peshawar F.R. (Un-app.)	0.250	—	—	0.040	—	—
Total (New Schemes)				—	0.040	—	—
Total (Animal Husbandry)				0.104	0.162	—	—
Total (Peshawar F.R.)				0.104	0.162	—	—
VIII. DIVISIONAL PROGRAMME KOHAT							
(a) Extension							
<i>(On-going Schemes)</i>							
45.	Holding of Fruit, Vegetable and Honey Shows in Kohat Division (A).	0.320	0.150	0.050	0.060	—	—
46.	Scheme for the Transportation of Seed and Fertilizers in Kohat Division (A).	0.560	0.327	0.137	0.065	—	—
47.	Award of Scholarships to B.Sc. / M. Sc. and Barani Agriculture Students of Kohat Division (A).	0.066	0.002	0.006	0.020	—	—
48.	Intensification of Agriculture Activities in Kohat Division (R).	1.600	1.383	0.390	0.340	—	—
Total (On-going Schemes) (2.467)				0.583	0.485	—	—
<i>(New Schemes)</i>							
49.	Distribution of Plant-protection Equipment at 5% subsidized rate to farmers of Kohat Division (Un-app.)	0.134	—	—	0.067	—	—
Total (New Schemes).				—	0.067	—	—
Total (Extension).				0.583	0.552	—	—

(Million Rupees)

Sl. No.	Name, Location and Status of the Scheme	Total Cost (F.E.C.)	Estimated Expenditure up to June, 1985	Revised Estimates for 1985-86	Allocation for 1986-87			
					Total ADP	Foreign Exchange Component		
						Own Resources	Foreign Aid	
1	2	3	4	5	6	7	8	
(b) Animal Husbandry								
<i>(On-going Schemes)</i>								
50.	Sheep Development Programme in FATA of Kohat Division (A).	0.250	0.105	0.065	0.080	—	—	
51.	Dairy Goat Development Programme in FATA of Kohat Division (A).	0.375	0.157	0.100	0.118	—	—	
Total (Animal Husbandry)					0.165	0.198	—	—
(c) Forestry								
<i>(New Schemes)</i>								
52.	Plantation of Mazari and Palosa in FATA of Kohat Division (Un-app)	3.000	—	—	1.000	—	—	
Total (Forestry)					—	1.000	—	—
Total (Kohat Division)					0.748	1.750	—	—
IX. KOHAT FRONTIER REGIONS								
(a) Animal Husbandry								
<i>(On-going Schemes)</i>								
53.	Continuance of A.I. Sub-Centre at Dara Zarghun Khel, Kohat F.R. (A).	0.300	—	0.140	0.070	—	—	
54.	Continuance of Veterinary Dispensary at Toor Chappar, Kohat F.R. (A).	0.250	0.103	0.065	0.082	—	—	
Total (On-going Schemes)					0.205	0.152	—	—
<i>(New Schemes)</i>								
55.	Construction of Building for Existing Veterinary Dispensary at Akhorwal, Kohat F.R. (Un-app)	0.300	—	—	0.300	—	—	
Total (New Schemes)					—	0.300	—	—
Total (Animal Husbandry)					0.205	0.452	—	—
Total (Kohat F.R.)					0.205	0.452	—	—

(Million Rupees)

Sl. No.	Name, Location and Status of the Scheme	Total Cost (F.E.C.)	Estimated Expenditure up to June, 1985	Revised Estimates for 1985-86	Allocation for 1986-87		
					Total ADP	Foreign Exchange Component	
						Own Resources	Foreign Aid
1	2	3	4	5	6	7	8
X. ORAKZAI AGENCY							
(a) Extension							
<i>(On-going Schemes)</i>							
56.	Establishment of Fruit Nursery Farm at Orakzai Agency (A).	O-0.241 R-0.396	0.168	0.073	0.075	—	—
57.	Scheme for the Improvement of Olive Culture in Orakzai Agency (A.).	1.453	0.830	0.184	0.208	—	—
Total (Extension)				0.257	0.283	—	—
(b) Animal Husbandry							
<i>(On-going Schemes)</i>							
58.	Continuance of two Veterinary Dispensaries at Shakar Tangi and Feroze Khel, Orakazi Agency (A).	0.500	0.093	0.115	0.130	—	—
59.	Continuance of one Veterinary Dispensary-cum-Artificial Insemination Centre at Kadda, Orakzai Agency (A).	1.360	0.948	0.133	0.279	—	—
60.	Continuance of one Veterinary Centre at Ali Agency (A).	0.135	—	0.035	0.045	—	—
Total (On-going Schemes)				0.283	0.454	—	—
<i>(New Schemes)</i>							
61.	Opening of one Veterinary Centre in Orakazi Agency (Un-app.)	0.250	—	—	0.040	—	—
Total (New Schemes)				—	0.040	—	—
Total (Animal Husbandry)				0.283	0.494	—	—
(c) Forestry							
<i>(On-going Schemes)</i>							
62.	Strategic Afforestation in Orakzai Agency (A).	3.495	—	0.861	1.340	—	—
Total (Forestry)				0.861	1.340	—	—
Total (Orakzai Agency)				1.401	2.117	—	—

(Million Rupees)

Sl. No.	Name, Location and Status of the Scheme	Total Cost (F.E.C.)	Estimated Expenditure up to June, 1985	Revised Estimates for 1985-86	Allocation for 1986-87				
					Total ADP	Foreign Exchange Component		7	8
						Own Resources	Foreign Aid		
1	2	3	4	5	6	7	8		
XI—KURRAM AGENCY									
(a) Extension									
<i>(On-going Schemes)</i>									
63.	Boring and Installation of one tubewell at Agricultural Farm Parachinar, Kurram Agency (Approved).	1.283	—	0.700	0.516	—	—		
Total (Extension)				0.700	0.516	—	—		
(b) Mechanization									
<i>(On-going Schemes)</i>									
64.	Establishment of Category-II Workshop and Residential Accommodation Parachinar, Kurram Agency (A).	4.999	0.157	4.200	0.642	—	—		
Total (Mechanization)				4.200	0.642	—	—		
(c) Animal Husbandry									
<i>(On-going Schemes)</i>									
65.	Continuance of Artificial Insemination Centre at Parachinar, Kurram Agency (A).	1.249	0.989	0.096	0.167	—	—		
66.	Continuance of four Veterinary Dispensaries in Kurram Agency (A.).	1.000	0.192	0.223	0.278	—	—		
67.	Continuance of one Veterinary Dispensary at Kirmani Killi, Kurram Agency (A).	0.250	0.109	0.065	0.076	—	—		
Total (On-going Schemes)				0.384	0.521	—	—		
<i>(New Schemes)</i>									
68.	Establishment of Agency level office of the Assistant Director (A.H.) at Parachinar, Kurram Agency (Un-app)	0.700	—	—	0.500	—	—		
69.	Opening of one Veterinary Dispensary in Kurram Agency (Un-app)	0.135	—	—	0.040	—	—		
Total (New Schemes)				—	0.540	—	—		
Total (Animal Husbandry)				0.384	1.061	—	—		

(Million Rupees)

Sl. No.	Name, Location and Status of the Scheme	Total Cost (F.E.C.)	Estimated Expenditure up to June, 1985	Revised Estimates for 1985-86	Allocation for 1986-87				
					Total ADP	Foreign Exchange Component		7	8
						Own Resources	Foreign Aid		
1	2	3	4	5	6	7	8		
(d) Forestry									
<i>(On-going Schemes)</i>									
70.	Strategic Afforestation in Kurram Agency (A).	6.667	1.182	1.496	1.785	—	—		
Total (Forestry)				1.496	1.785	—	—		
(e) Sericulture									
<i>(New Schemes)</i>									
71.	Continuance of Sericulture Department Activities, Kurram Agency (Un-app)	0.380	—	—	0.380	—	—		
Total (Sericulture)				—	0.380	—	—		
(f) Research									
<i>(On going Schemes)</i>									
72.	Establishment of Soil and Water Testing laboratory at Parachinar, Kurram Agency (A).	1.580	—	0.805	0.500	—	—		
Total (Agriculture Research)				0.805	0.500	—	—		
Total (Kurram) Agency				7.585	4.484	—	—		
XII-DIVISIONAL PROGRAMME D. I. KHAN									
(a) Extension									
<i>(On-going Schemes)</i>									
73.	Holding of Fruit, Vegetables and Honey Shows in FATA of D.I. Khan Division. (A).	0.320	0.164	0.076	0.080	—	—		
74.	Intensification of Agriculture, Horticulture and Expansion of Admn. set up in FATA of D.I. Khan Division. (A).	2.647	1.135	0.444	0.500	—	—		
75.	Distribution of Palnt Protection Equipment at 50% subsidized rate in D.I. Khan Division.	0.440	0.180	0.060	0.100	—	—		
76.	Purchase of Plant Protection and Pesticides for free ground spray in FATA of D.I. Khan Division. (A).	0.900	—	0.300	0.300	—	—		
77.	Scheme for the Development of Olive Culture in FATA of D.I. Khan Division (A).	2.490	1.168	0.500	0.400	—	—		
78.	Award of Scholarships to B.Sc./M.Sc. and Barani Agriculture Students (A).	0.060	0.030	0.019	0.030	—	—		
		1.210							
79.	Scheme for the transportation of Seed and Fertilizer in FATA of D.I. Khan Division (A).	0.500	—	0.195	0.258	—	—		
Total (Agriculture Extension)				1.594	1.668	—	—		

(Million Rupees)

Sl. No.	Name, Location and Status of the Scheme	Total Cost (F.E.C.)	Estimated Expenditure up to June, 1985	Revised Estimates for 1985-86	Allocation for 1986-87		
					Total ADP	Foreign Exchange Component	
						Own Resources	Foreign Aid
1	2	3	4	5	6	7	8
(b) Animal Husbandry							
<i>(On-going Schemes)</i>							
80.	Award of Scholarships for D.V.M. Degree Course in FATA of D.I. Khan Division (A).	0.258	0.069	0.016	0.050	—	—
81.	Dairy Goat Development Programme in FATA of D.I. Khan Division (A).	0.375	0.168	0.100	0.107	—	—
82.	Introduction of Artificial Insemination Programme and continuance of 3-Artificial Insemination Centres in D.I. Khan Division (A).	2.615	1.546	0.340	0.353	—	—
Total (Animal Husbandry)				0.456	0.510	—	—
Total Divisional Programme D.I. Khan				2.050	2.178	—	—
XIII. NORTH WAZIRISTAN AGENCY							
(a) Animal Husbandry							
<i>(On-going Schemes)</i>							
83.	Continuance of two Veterinary Dispensaries at Kot Momen and Kot Akram in North Waziristan Agency (A).	0.500	0.076	0.115	0.130	—	—
84.	Continuance of one Veterinary Centre at Bichi Kaski, North Waziristan Agency (A)	0.135	—	0.025	0.045	—	—
85.	Continuance of two Veterinary Dispensaries at Pasha Khan and Darya Khan Killi, North Waziristan Agency (A).	0.720	0.319	0.129	0.134	—	—
Total (On-going Schemes)				0.269	0.309	—	—
<i>(New Schemes)</i>							
86.	Opening of one Veterinary Centre in North Waziristan Agency (Un-app)	0.250	—	—	0.040	—	—
87.	Construction of Administration Block in the existing Veterinary Dispensary Miran Shah, North Waziristan Agency (Un-app)	0.200	—	—	0.200	—	—
88.	Construction of Building for one existing Veterinary Dispensary in North Waziristan Agency, (Un-app)	0.200	—	—	0.200	—	—
Total (New Schemes)				—	0.440	—	—
Total (Animal Husbandry)				0.269	0.749	—	—
(b) Forestry							
<i>(On-going Schemes)</i>							
89.	Strategic Afforestation in North Waziristan Agency (Approved).	6.484	1.000	1.438	2.167	—	—
Total (Forestry)				1.438	2.167	—	—
Total (N.W. Agency)				1.707	2.476	—	—

(Million Rupees)

Sl. No.	Name, Location and Status of the Scheme	Total Cost (F.E.C.)	Estimated Expenditure up to June, 1985	Revised Estimates for 1985-86	Allocation for 1986-87			
					Total ADP	Foreign Exchange Component		Foreign Aid
						Own Resources		
1	2	3	4	5	6	7	8	
XIV.—BANNU FRONTIER REGIONS								
(a) Animal Husbandry								
<i>(On-going Schemes)</i>								
90.	Continuance of two Veterinary Dispensaries at Narmi Khel and Ghora Bakka Khel, Bannu F.R. (A).	0.500	0.196	0.144	0.160	—	—	
91.	Continuance of one Veterinary Dispensary at Chappri, Bannu F.R. (A).	0.135	—	0.030	0.050	—	—	
92.	Continuance of three Artificial Insemination Centres in Bannu F.R. (A).	1.000	0.120	0.455	0.190	—	—	
93.	Continuance of two Veterinary Dispensaries at Faqir Sardod and Kotka Ayaz, Bannu F.R. (A).	0.500	0.077	0.129	0.294	—	—	
Total (On-going Schemes)					0.758	0.694	—	—
<i>(New Schemes)</i>								
94.	Opening of one Veterinary Centre, Bannu F.R. (Un-app)	0.135	—	—	0.040	—	—	
Total (New Schemes)					—	0.040	—	—
Total (Animal Husbandry)					0.758	0.734	—	—
(b) Forestry								
<i>(On-going Schemes)</i>								
95.	Roadside Plantation in Bannu F.R. (A).	4.584	0.247	1.064	1.729	—	—	
96.	Afforestation in Government land in Jani Keh and Baran Dam, Bannu F.R. (A).	1.740	0.898	0.259	0.269	—	—	
Total (Forestry)					1.323	1.998	—	—
Total (Bannu F.R.)					2.081	2.732	—	—
XV. SOUTH WAZIRISTAN AGENCY								
(a) Extension								
<i>(On-going Schemes)</i>								
97.	Establishment of Pistachio Nursery Farm at Wana S.W.A. (A).	0.551	0.257	0.086	0.095	—	—	
Total (On-going Schemes)					0.086	0.095	—	—

(Million Rupees)

Sl. No.	Name, Location and Status of the Scheme	Total Cost (F.E.C.)	Estimated Expenditure up to June, 1985	Revised Estimates for 1985-86	Allocation for 1986-87		
					Total ADP	Foreign Exchange Component	
						Own Resources	Foreign Aid
1	2	3	4	5	6	7	8
<i>(New Schemes)</i>							
98.	Establishment of Fruit Seed Nursery Farm at Birmal Area, South Waziristan Agency (Un-app.).	0.500	—	—	0.100	—	—
Total (New Schemes)				0.086	0.100	—	—
Total (Extension)				0.086	0.195	—	—
<i>(b) Animal Husbandry</i>							
<i>(On-going Schemes)</i>							
99.	Continuance of three Veterinary Dispensaries at (i) Oss Pass (ii) Kot Mohammad Alam (iii) Toi Khula, South Waziristan Agency. (A).	0.680	0.268	0.180	0.232	—	—
100.	Continuance of 3 Veterinary Dispensaries (i) Kot Jalandar (ii) Sina Tizha (iii) Warghar, South Waziristan Agency. (A).	0.750	0.118	0.167	0.220	—	—
101.	Opening / Continuance of 2 veterinary Centres at Dhana and Zalai, Birmal Area, South Waziristan Agency. (A).	0.350	0.019	0.074	0.100	—	—
102.	Continuance of one Veterinary Centre at Zapor Kot, South Waziristan Agency (A).	0.135	—	0.022	0.054	—	—
Total (On-going Schemes)				0.443	0.597	—	—
<i>(New Schemes)</i>							
103.	Opening of one Veterinary Centre in South Waziristan Agency (Un-app.).	0.135	—	—	0.040	—	—
Total (New Schemes)				—	0.040	—	—
Total (Animal Husbandry)				0.443	0.637	—	—
<i>(c) Forestry</i>							
<i>(On-going Schemes)</i>							
104.	Strategic Afforestation in South Waziristan Agency (A).	6.114	0.700	1.700	1.814	—	—
Total (Forestry)				1.700	1.814	—	—
<i>(d) Sericulture</i>							
<i>(On-going Schemes)</i>							
105.	Development of Sericulture in South Waziristan Agency (A).	0.677	—	0.207	0.246	0.015	—
Total (Sericulture)				0.207	0.246	0.015	—
Total (S.W. Agency)				2.436	2.892	—	—

(Million Rupees)

Sl. No.	Name, Location and Status of the Scheme	Total Cost (F.E.C.)	Estimated Expenditure up to June, 1985	Revised Estimates for 1985-86	Allocation for 1986-87		
					Total ADP	Foreign Exchange Component	
						Own Resources	Foreign Aid
1	2	3	4	5	6	7	8
XVI D. I. KHAN FRONTIER REGIONS							
(a) Extension							
<i>(On-going Schemes)</i>							
106.	Establishment of Fruit Nursery at Jandola (A).	0.468	0.252	0.071	0.072	—	—
Total (Extension)				0.071	0.072	—	—
(b) Animal Husbandry							
<i>(On-going Schemes)</i>							
107.	Continuance of 2 Veterinary Dispensaries at (i) Kacha Kalya (ii) Jalal Koroona. D. I. Khan F.R. (A).	0.500	0.198	0.130	0.172	—	—
Total (On-going Schemes).				0.130	0.172	—	—
<i>(New Schemes)</i>							
108.	Establishment of Agency level office of Assistant Director Animal Husbandry D. I. Khan F.R. (Un-app.)	0.700	—	—	0.200	—	—
109.	Opening of one Veterinary Centre in D. I. Khan F. R. (Un-app.)	0.135	—	—	0.040	—	—
Total (New Schemes)				—	0.240	—	—
Total (Animal Husbandry)				0.130	0.412	—	—
(c) Forestry							
<i>(On-going Schemes)</i>							
110.	Roadside Plantation in D. I. Khan F.R. (A).	4.196	0.656	1.059	1.125	—	—
Total (Forestry)				1.059	1.125	—	—
Total (D. I. Khan)				1.260	1.609	—	—
Total—AGRICULTURE FATA				35.828	45.753	1.152	—

(Million Rupees)

Sl. No.	Name, Location and Status of the Scheme	Total Cost (F.E.C.)	Estimated Expenditure up to June, 1985	Revised Estimates for 1985-86	Allocation for 1986-87				
					Total ADP	Foreign Exchange Component		7	8
						Own Resources	Foreign Aid		
1	2	3	4	5	6	7	8		
POWER									
I. BAJAUR AGENCY									
<i>(New Schemes)</i>									
111.	Supply of Power 45 villages in Bajaur Agency (Un-app.)	14.650	—	—	6.000	—	—		
112.	Providing Additional Transformers in Bajaur Agency (Un-app.)	0.350	—	—	0.350	—	—		
Total (Bajaur Agency) ..					6.350	—	—		
II. MOHAMAND AGENCY									
<i>(New Schemes)</i>									
113.	Supply of Power to 40 villages in Mohmand Agency (Un-app.)	9.400	—	—	6.500	—	—		
114.	Providing Additional Transformers (Un-app.)	0.100	—	—	0.100	—	—		
Total (Mohmand Agency) ..					6.600	—	—		
III. KHYBER AGENCY									
<i>(On-going Schemes)</i>									
115.	Supply of Power to 4 Nos. villages in Tehsil Para, Khyber Agency (A).	2.400	—	0.960	1.440	—	—		
Total (On-going Schemes) ..					0.960	1.440	—		
<i>(New Schemes)</i>									
116.	Supply of Power to 50 Villages in Khyber Agency (Un-app.)	14.440	—	—	7.130	—	—		
117.	Providing Additional Transformers. (Un-app.)	0.370	—	—	0.370	—	—		
118.	Provision of 11 KV Express Feeder from Industrial Grid Station to Qamber Khel Area (Un-app.)	1.200	—	—	1.200	—	—		
Total (New Schemes).					8.700	—	—		
Total (Khyber Agency)					0.960	10.140	—		

(Million Rupees)

Sl. No.	Name, Location and Status of the Scheme	Total Cost (F.E.C.)	Estimated Expenditure up to June, 1985	Revised Estimates for 1985-86	Allocation for 1986-87		
					Total ADP	Foreign Exchange Component	
						Own Resources	Foreign Aid
1	2	3	4	5	6	7	8
IV. PESHAWAR FRONTIER REGIONS							
<i>(New Schemes)</i>							
119.	Supply of Power to 29 villages in Peshawar F.R. (Un-app)	4.223	—	—	2.060	—	—
Total (Peshawar F.R.)					2.060	—	—
V. KOHAT FRONTIER REGIONS							
<i>(New Schemes)</i>							
120.	Supply of Power to 28 Nos. villages Kohat F.R. (Un-app)	7.545	—	—	3.560	—	—
121.	Providing Additional transformers in Kohat F.R. (B).	0.200	—	—	0.200	—	—
Total (Kohat F.R.)					3.760	—	—
VI. ORAKZAI AGENCY							
<i>(On-going Schemes)</i>							
122.	Supply of Power to 20 Nos. villages in Orakzai Agency (Phase-V) (A).	5.000	—	1.932	3.068	—	—
Total (On-going Schemes)					1.932	3.680	—
<i>(New Schemes)</i>							
123.	Supply of Power to 32 Nos. villages in Orakzai Agency (Un-app)	11.495	—	—	5.745	—	—
124.	Providing Additional Transformers in Orakzai Agency (Un-app.)	0.125	—	—	0.125	—	—
Total (New Schemes)					—	5.870	—
Total (Orakzai Agency)					1.932	8.938	—
VII. KURRAM AGENCY							
<i>(New Schemes)</i>							
125.	Supply of Power to 40 Nos. villages in Kurram Agency, (Un-app.)	17.240	—	—	8.760	—	—
126.	Providing Additional Transformers in Kurram Agency, (Un-app.)	0.300	—	—	0.300	—	—
Total (Kurram Agency)					—	9.060	—

(Million Rupees)

Sl. No.	Name, Location and Status of the Scheme	Total Cost (F.E.C.)	Estimated Expenditure up to June, 1985	Revised Estimates for 1985-86	Allocation for 1986-87		
					Total ADP	Foreign Exchange Component	
						Own Resources	Foreign Aid
1	2	3	4	5	6	7	8
VIII. NORTH WAZIRISTAN AGENCY							
<i>(New Schemes)</i>							
127.	Supply of Power to 10 Nos. Villages in Gur Buz and Gulam Khan areas, North Waziristan Agency (Un-app.)	5.000	—	—	3.950	—	—
128.	Extension of L.T. Lines to left over Houses in North Waziristan Agency (Un-app.)	2.300	—	—	2.300	—	—
129.	Supply of Power to 10 Nos. Villages in Tehsil-Dosali, North Waziristan Agency (Un-app.)	3.000	—	—	1.488	—	—
130.	Improvement and Augmentation of Present Distribution Feeder System in North Waziristan Agency (Un-app.)	2.200	—	—	2.200	—	—
131.	Providing Additional Transformers in North Waziristan Agency (Un-app.)	2.000	—	—	2.000	—	—
Total (North Waziristan Agency)					—	11.938	—
IX. BANNU FRONTIER REGIONS							
<i>(New Schemes)</i>							
132.	Supply of Power to 21 Nos. Villages, Bannu F.R. (Un-app.)	5.500	—	—	1.600	—	—
133.	Supply of Power to 3 Nos. Villages in Bannu F.R. (Un-app.)	2.200	—	—	2.200	—	—
Total (New Schemes)					—	3.800	—
Total (Bannu F.R.)					—	3.800	—
X. SOUTH WAZIRISTAN AGENCY							
<i>(New Schemes)</i>							
134.	Supply of Power to 30 Nos. Villages in South Waziristan Agency (Un-app.)	12.300	—	—	2.250	—	—
135.	Supply of Power to 23 Nos. Villages in Birmal Area, South Waziristan Agency (Un-app.)	3.960	—	—	5.500	—	—
136.	Extension of L.T. Lines to left-over Houses in South Waziristan Agency (Un-app.)	2.300	—	—	1.200	—	—
Total (New Schemes)					—	8.950	—
Total (South Waziristan Agency)					—	8.950	—
XI. D.I. KHAN FRONTIER REGIONS							
<i>(New Schemes)</i>							
137.	Supply of Power to 16 Nos. Villages, in Sherani Area Ustrana, D.I. Khan F.R. (Un-app.)	12.500	—	—	4.000	—	—
Total (D.I. Khan F.R.)					—	4.000	—
Total—POWER				2.892	75.596	—	—

(Million Rupees)

Sl. No.	Name, Location and Status of the Scheme	Total Cost (F.E.C.)	Estimated Expenditure up to June, 1985	Revised Estimates for 1985-86	Allocation for 1986-87		
					Total ADP	Foreign Exchange Component	
						Own Resources	Foreign Aid
1	2	3	4	5	6	7	8
TRANSPORTATION AND COMMUNICATION							
I. PROVINCIAL PROGRAMME							
<i>(On-going Schemes)</i>							
138.	Purchase of road making Machinery for FATA Wing of C & W Department (A).	21.370	—	10.646	10.724	—	—
139.	Purchase of Vehicles for FATA Wing of C&W Department (A).	5.820	—	3.000	2.820	—	—
Total (On-going Schemes)					13.646	13.544	—
<i>(New Schemes)</i>							
140.	Block Provision for Communication Sector (Un-app.)	5.000	—	—	5.000	—	—
Total (Provincial Programme)					13.646	18.544	—
II. BAJAUR AGENCY							
<i>(On-going Schemes)</i>							
141.	Improvement and Widening of Munda-Khar Road, (Mile-13) Bajaur Agency (A).	10.756 R-9.392	2.455	3.897	3.000	—	—
142.	Improvement and Widening of Khar-Nawagai Road, (10-Miles) Bajaur Agency (A).	9.500	1.998	4.400	3.102	—	—
143.	Improvement and Widening and Black topping of Inayat Killi-Ghakhi Road, (Mile-1 to 5) Bajaur Agency (A).	4.950	0.100	2.500	2.350	—	—
144.	Construction of shingled road from Haji Lawarg to Batwar (Phase-I from Haji Lawang to Pashat), Bajaur Agency (A).	3.324	—	1.000	1.500	—	—
145.	Construction of R.C.C. bridge alongwith approaches over River Swat on Kot Selai Patai Road in Mile-13, Bajaur Agency (A).	4.335	0.100	—	0.500	—	—
146.	Construction of R.C.C. Bridge at Kot Khawar over existing causeway in Mile-1 of Kot Selai Patai Road (A).	4.268	—	1.000	3.268	—	—
147.	Construction of 300' Span bridge and approach road over Swat River Sharbatai Qulangi in Bajaur Agency (B).	6.601	—	—	0.150	—	—
148.	Construction of shingled road off-taking from mile-7 Munda-Khar Road to Latai Sar Road (Phase-I from Mile-7 to Pashat), Bajaur Agency (A).	4.482	—	0.700	2.000	—	—
149.	Feasibility Study for bridges on Bajaur Khawar at Utmankhel Area, Bajaur Agency (A).	0.192	—	0.100	0.092	—	—
150.	Construction of R.C.C. bridge in Mile-7 of Inayat Killi-Ghakhi Road, Bajaur Agency (A).	5.500	0.100	0.030	0.500	—	—
Total (On-going Schemes)					13.627	16.462	—

(Million Rupees)

Sl. No.	Name, Location and Status of the Scheme	Total Cost (F.E.C.)	Estimated Expenditure up to June, 1985	Revised Estimates for 1985-86	Allocation for 1986-87			
					Total ADP	Foreign Exchange Component		
						Own Resources	Foreign Aid	
1	2	3	4	5	6	7	8	
<i>(New Schemes)</i>								
151.	Widening and Black building of Khar-Nawagai Road (Phase-II. Mile 1-19) (Un-app).	7.000	—	—	2.000	—	—	
152.	Construction of shingled Road from Khar to Zolam Arang Area (4 miles) (Un-app).	6.000	—	—	1.000	—	—	
153.	Construction of shingled Road from Chargo to Daray Baba (10-Miles) (Un-app).	5.000	—	—	1.000	—	—	
154.	Feasibility of Designing and Construction of Bridge on Paojkora River at Zolam (Un-app).	0.500	—	—	0.100	—	—	
Total (New Schemes)					—	4.100	—	—
(Total (Communication Bajaur Agency)					13.627	20.562	—	—
III. MOHMAND AGENCY								
<i>(On-going Schemes)</i>								
155.	Black Topping of Mohmand Blockade Road (5.2 Miles) (A).	4.635	—	2.100	2.535	—	—	
156.	Black Topping of Garung-Kota Trap Road (6 Miles) (A).	4.470	1.600	2.570	0.300	—	—	
157.	Construction of Black Topping Road from Mionni Kas Kor to Katki Sharif upto Banda, (4 Miles). (A).	2.743	—	0.800	1.843	—	—	
158.	Construction of shingled Road from Yakhdand to Sheikh Ismail via Shati Kandaw. (A).	3.200	—	—	1.300	—	—	
159.	Construction of shingled Road from Shewa to Sheikh Ismail. (A).	3.200	0.100	0.200	2.169	—	—	
160.	Construction and Black Topping of Road from Habibzai to Attaullah Kor. (A).	4.746	—	0.500	3.000	—	—	
161.	Black Topping of Mian Mandi-Khapakh Road. (A).	3.100	1.200	0.600	1.300	—	—	
162.	Construction of Shingled Road from Habibzai to Yakh Dand. (A)	2.260	1.350	0.110	0.800	—	—	
163.	Construction of Shingled Road from Danish Kool to Yakh Dand. (A).	4.887	3.215	0.420	1.252	—	—	
Total (On-going Schemes)					7.310	14.599	—	—

(Million Rupees)

Sl. No.	Name, Location and Status of the Scheme	Total Cost (F.E.C.)	Estimated Expenditure up to June, 1985	Revised Estimates for 1985-86	Allocation for 1986-87			
					Total ADP	Foreign Exchange Component		
						Own Resources	Foreign Aid	
1	2	3	4	5	6	7	8	
<i>(New Schemes)</i>								
164.	Improvement & Widening of Road from Yousaf Khel to Lakaro. (17 Miles). (Un-App.).	18.000	—	—	2.000	—	—	
165.	Construction of Black Topped Road from Baddi Kot to Darwazgai via Mateen Kor. (3 Miles) (Un-App.).	2.100	—	—	1.000	—	—	
166.	Construction of Road from Rawal Kor to Gorgorai via Sapari (8 Miles). (Un-App.).	7.500	—	—	2.000	—	—	
167.	Construction of Shingled Road from Kota Trap to Inzai Kandaw (18 Miles). (Un-App.).	8.800	—	—	0.500	—	—	
168.	Black Topping of Chamar kand Road. (Un-App.).	1.000	—	—	0.500	—	—	
Total (New Schemes)					—	6.000	—	—
Total (Mohamand Agency)					7.310	20.599	—	—
IV-KHYBER AGENCY								
<i>(On-going Schemes)</i>								
169.	Construction of Jeepable Road to Ghundi Sar, Khyber Agency. (A).	2.236	—	0.700	1.536	—	—	
170.	Black Topping of Road from Landi Kotal to Loe Shilman via Inzari, (7 Miles) (A).	4.865	1.600	2.665	0.600	—	—	
171.	Construction of Black Topped Approach Road to Bus Stand Landi-Kotal. (A).	0.665	—	0.300	0.365	—	—	
Total (On-going Schemes)					3.665	2.501	—	—
<i>(New Schemes)</i>								
172.	Black Topping of Road from Landikotal to Charbagh Kharghali, Khyber Agency (Un-App.).	7.000	—	—	3.800	—	—	
173.	Widening and Improvement of Landikotal-Mullagori Road, Khyber Agency. (Un-App.).	5.000	—	—	1.000	—	—	
Total (New Schemes)..					—	4.800	—	—
Total (Khyber Agency)					36.65	7.301	—	—

(Million Rupees)

Sl. No.	Name, Location and Status of the Scheme	Total Cost (F.E.C.)	Estimated Expenditure up to June, 1985	Revised Estimates for 1985-86	Allocation for 1986-87		
					Total ADP	Foreign Exchange Component	
						Own Resources	Foreign Aid
1	2	3	4	5	6	7	8
V-PESHAWAR FRONTIER REGIONS							
<i>(New Schemes)</i>							
174.	Widening and Improvement of Phanda-Shamshatoo Road, Peshawar F.R. (Un-app.)	5.000	—	—	2.000	—	—
175.	Construction of Black Topped road from Kandow to Bora, Peshawar F.R. (Un-app.)	4.000	—	—	2.000	—	—
Total (Peshawar F. R.)			—	—	4.000	—	—
VI-KOHAT FRONTIER REGIONS							
<i>(On-going Schemes)</i>							
176.	Re-construction of Bridges in Mile 25 and 27 of Peshawar-Kohat Road, Kohat F.R. (App.)	4.760	—	0.300	2.000	—	—
177.	Black Topping of Shingled Road from Shin Dhand to Paya Jawaki, Kohat F.R. (App.)	4.998	—	1.185	2.000	—	—
178.	Widening and Improvement of Kohat-Peshawar Road (Mile 19.5 to 32) Kohat F. R. (App.)	16.570	6.497	3.000	4.500	—	—
179.	Black Topping of Toor Chapper Road, Kohat F. R. (Approved).	4.883	3.532	0.600	0.300	—	—
180.	Construction of Shingled Road connecting Toor Chapper with Peshawar-Kohat Road at Dara Adam Khel. (App.)	3.820	3.480	0.140	0.200	—	—
Total (On-going Schemes)			—	5.225	9.000	—	—
<i>(New Schemes)</i>							
181.	Construction of Shingled Road from Paya to Guzdara, Kohat F.R. (Un-app.)	5.000	—	—	0.500	—	—
182.	Construction of Kotal-By Pass Road, Kohat F. R. (Un-app.)	12.000	—	—	2.000	—	—
183.	Construction of Shingled Road from Paya-Jawaki Road to Turki Ismail Khel, Kohat F. R. (3 Miles) (Un-app.)	2.000	—	—	0.500	—	—
184.	Dara-By-Pass Road, Kohat F.R. (Un-app.)	2.000	—	—	0.500	—	—
185.	Provision of Bus Bays in Dara Bazar, Kohat F. R. (Un-app.)	1.000	—	—	0.500	—	—
Total (New Schemes)			—	—	4.000	—	—
Total (Kohat F.R.)			—	5.225	13.000	—	—

(Million Rupees)

Sl. No.	Name, Location and Status of the Scheme	Total Cost (F.E.C.)	Estimated Expenditure up to June, 1985	Revised Estimates for 1985-86	Allocation for 1986-87			
					Total ADP	Foreign Exchange Component		
						Own Resources	Foreign Aid	
1	2	3	4	5	6	7	8	
VII-ORAKZAI AGENCY								
<i>(On-going Schemes)</i>								
186.	Black Topping of Mirbak-Mishti Mela Road, Orakzai Agency. (App.)	7.219	—	2.500	4.719	—	—	
187.	Construction of Shingled Road from Ghiljo to Daboori <i>Via</i> Khanki, Orakzai Agency. (App.)	10.132	—	1.500	3.500	—	—	
188.	Widening and Black Topping of Road from Gozara to Wampanra, Orakzai Agency. (App.)	4.417	—	3.000	1.417	—	—	
189.	Construction of Shingled Road from Shahu Khel to Ghiljo, Orakzai Agency. (App.)	9.635	1.000	3.800	4.835	—	—	
190.	Widening & Black Topping of Wam Panra-Chapper-Mishti Road, Orakzai Agency. (App.)	4.981	—	1.500	3.481	—	—	
Total (On-going Schemes)					12.300	17.952	—	—
<i>(New Schemes)</i>								
191.	Construction and Black Topping of Samana-Sar Malo Road (8 Miles) Orakzai Agency. (Un-app.)	8.000	—	—	2.000	—	—	
192.	Construction of Shingled Road from Darran to Mishti Mela <i>Via</i> Takhtak (25 Miles) Orakzai Agency. (Un-app.)	18.000	—	—	1.500	—	—	
193.	Construction of Shingled Road from Sanpogh to Mishti Mela <i>Via</i> Gurguri (7 Miles), Orakzai Agency. (Un-app.)	6.000	—	—	1.500	—	—	
194.	Construction of 3 Span Bridges and link road from Tazi Khel Chinjana to Sultan Zai, Orakzai Agency. (Un-app.)	8.000	—	—	0.500	—	—	
Total (New Schemes)					—	5.500	—	—
Total (Orakzai Agency)					12.300	23.452	—	—
VIII-KURRAM AGENCY								
<i>(On-going Schemes)</i>								
195.	Construction of Shingled Road from Parachinar to Hawee Dara, Kurram Agency. (App.)	18.950	14.559	1.620	1.771	—	—	
196.	Re-construction of bridge over Sara Khura Nullah in Mile 10 Thall parachinar, Road Kurram Agency. (App.)	4.985	—	1.000	3.000	—	—	
197.	Construction of Road from Shamkai to Chinarak, Kurram Agency. (Un-App.)	12.000	—	0.050	4.000	—	—	
198.	Re-construction of bridge over Kurram River at Mandur, Kurram Agency. (App.)	16.578	—	2.300	4.000	—	—	
199.	Black Topping and Improvement of Shakardara Road, Kurram Agency. (App.)	4.478	0.900	1.300	1.578	—	—	

(Million Rupees)

Sl. No.	Name, Location and Status of the Scheme	Total Cost (F.E.C.)	Estimated Expenditure up to June, 1985	Revised Estimates for 1985-86	Allocation for 1986-87			
					Total ADP	Foreign Exchange Component		
						Own Resources	Foreign Aid	
1	2	3	4	5	6	7	8	
201.	Construction of bridge over Shashco causeway in Thall-parachinar Road, Kurram Agency. (Approved).	8.500	—	1.000	1.000	—	—	
202.	Black Topping and Improvement of Ali Matgal-Kharlachi Road Kurram Agency. (Under Revision)	7.579 7.900	0.900	4.000	3.000	—	—	
203.	Improvement and Black Topping of Parachinar-Nasti Kot Road, Kurram Agency. (App.).	4.990	—	0.250	3.000	—	—	
204.	Black Topping and Improvement of Parachinar-Kara Khela, Burki Road, Kurram Agency. (Approved).	10.629	1.550	4.750	3.000	—	—	
205.	Black Topping and Improvement of Parachinar-Tarimanga. Road Kurram Agency (From Miles 5 to 13) (App.).	9.226	2.997	2.500	2.000	—	—	
206.	Black Topping of Alizai-Charbina Road, Kurram Agency. (App.).	16.000	2.000	2.500	2.000	—	—	
Total (On-going Schemes) ..					21.270	28.349	—	—
<i>(New Schemes)</i>								
207.	Improvement & Black Topping of Civil Station Road, Kurram Agency. (Un-app.).	0.500	—	—	0.500	—	—	
208.	Construction of Shingled Road from Mudhrani to Sarpakh Via Goghanai, Kurram Agency. (Un-app.).	9.000	—	—	1.000	—	—	
209.	Feasibility study and Construction of bridge over Kurram River at Kunj, Ali Zai near Basu (250, Span) Kurram Agency. (Un-app.).	5.000	—	—	0.500	—	—	
Total (New Schemes) ..					—	2.000	—	—
Total (Kurram Agency).					21.270	30.349	—	—

(Million Rupees)

Sl. No.	Name, Location and Status of the Scheme	Total Cost (F.E.C.)	Estimated Expenditure up to June, 1985	Revised Estimates for 1985-86	Allocation for 1986-87			
					Total ADP	Foreign Exchange Component		
						Own Resources	Foreign Aid	
1	2	3	4	5	6	7	8	
IX-NORTH WAZIRISTAN AGENCY								
<i>(On-going Schemes)</i>								
210.	Re-construction of Prestressed Concrete Bridge] in mile 37 Bannu-Miranshah Road, North Waziristan Agency. (Approved).	6.717	—	2.672	4.045	—	—	
211.	Widening of Mir Ali-Thall Road, (20 feet wide) (32.32 miles), North Waziristan Agency. (App.).	22.700	—	0.800	5.000	—	—	
212.	Black Topping of Thall-Mir Ali Road to Village Hassan Khel, North Waziristan Agency. (App).	5.034	5.498	0.290	0.617	—	—	
		6.405						
213.	Black Topping of Bichi-Garium Road, (25.75 miles), North Waziristan Agency. (App.).	21.465	1.000	1.500	5.000	—	—	
214.	Widening and Improvement of Bannu-Miran Shah Road (Nir Ali Section), North Waziristan Agency. (Approved).	10.983	7.475	4.918	1.440	—	—	
		13.833						
215.	Construction of Shingled Road from Thall Village to Boya (Right Bank of Tochi River), North Waziristan Agency. (Un-App.).	16.000	—	—	2.531	—	—	
Total (On-going Schemes)					10.180	18.633	—	—
<i>(New Schemes)</i>								
216.	Black Topping of Ghulam Khan-Saidgai Road (8 miles) North Waziristan Agency. (Un-app.).	5.600	—	—	1.000	—	—	
217.	Feasibility study of Bridge over Tochi River in Hissu Khel Area, North Waziristan Agency. (Un-app.).	0.150	—	—	0.150	—	—	
218.	Black Topping of remaining portion of Hassan Khel Road (from 1 to 20.25 mile) (10.25 miles) (Un-app.).	7.000	—	—	1.000	—	—	
219.	Construction of two Bridges on Mirali-Thall Road, North Waziristan Agency. (Un-app.).	10.000	—	—	1.000	—	—	
Total (New Schemes) ..					—	3.150	—	—
Total (North Waziristan Agency) ..					10.180	21.783	—	—
X-BANNU FRONTIER REGIONS								
<i>(On-going Schemes)</i>								
220.	Black Topping of Domel Azim Killi Daratang Road (Portion from Azim Killi to Landi Jalandar), Bannu F.R. (App.).	3.600	0.810	1.600	1.190	—	—	
221.	Black Topping of Bannu Daryoba-Zarwam-Shewa Road (Section from Zarwam to Tajori), Bannu F.R. (Approved).	3.870	2.500	1.770	0.100	—	—	
		4.370						
222.	Construction of Black Topped Road from Tajori to Gabbar, Bannu F.R. (Approved).	17.446	5.600	4.100	5.000	—	—	
223.	Improvement and Widening of Bannu-Miranshah Road, Bannu F.R. (App.).	9.436	5.800	4,236	0.500	—	—	
		10.536						
224.	Construction of Bridge I ora Nullah, Miranshah-Jani Khel Road, Bannu F.R. (App.).	5.393	0.100	4.500	0.793	—	—	
Total (On-going Schemes)				..	16.206	7.583	—	—

(Million Rupees)

Sl. No.	Name, Location and Status of the Scheme	Total Cost (F.E.C.)	Estimated Expenditure up to June, 1985	Revised Estimates for 1985-86	Allocation for 1986-87				
					Total ADP	Foreign Exchange Component		7	8
						Own Resources	Foreign Aid		
1	2	3	4	5	6	7	8		
<i>(New Schemes)</i>									
227.	Construction of Black Topped Road from Domel-Azimilli to Daratang (Portion from Dandi Jallandar to Daratang) Bannu F.R. (Un-app).	18.900	—	—	2.000	—	—		
228.	Construction of Shingled Road from Jani Khel to Nikori, Bannu F.R. (Un-app).	6.000	—	—	1.000	—	—		
Total (New Schemes)		..			3.000	—	—		
Total (Bannu F.R.)		..			16.206	10.583	—		
XI. SOUTH WAZIRISTAN AGENCY									
<i>(On-going Schemes)</i>									
229.	Improvement and Widening of Tanai-Gul Katch Road Phase-I (Portion from Tanai to Toi Khula) South Waziristan Agency. (App).	20.846	—	1.500	4.000	—	—		
230.	Construction and Improvement of Shingle Road from Inzer to Wanga South Waziristan Agency (Approved).	3.387	—	0.300	3.087	—	—		
231.	Construction of Shingle Road from Siplatoi to Nano via Aghbargai, South Waziristan Agency (Approved).	13.267	—	1.100	4.000	—	—		
232.	Construction of Black Topped Road from Wana to Sholam Dhana Road South Waziristan Agency. (Approved).	6.176 6.676	3.000	2.000	1.676	—	—		
233.	Wana Road at Siplatoi and (ii) Tani-Gulkach Road at Toi Khula Algad, South Waziristan Agency (Approved).	20.030	—	4.000	5.000	—	—		
234.	Black Topping of Doaba-Brawand-Tiaraza Road Phase-I Portion from Boabato Barwand, South Waziristan Agency. (Approved).	4.999	—	1.500	3.499	—	—		
235.	Improvement and Widening of Road from Tank to Administration border, South Waziristan Agency. (Under-Revision).	20.000 28.855	9.655	9.100	4.745	—	—		
236.	Construction of 600 Rft. Bridge on Chagmalai Nullah on Jandoli Wana Road, South Waziristan Agency. (Approved).	0.770	5.500	5.500	0.770	—	—		
237.	Black Topping of Road from Momv Karama to Bada Chalwahi, Tehsil Lada South Waziristan Agency. (App).	4.995 6.429	1.500	4.000	0.929	—	—		
238.	Construction of Shingled Road from Sam to Masap Mela Via Murdar Algad, South Waziristan Agency. (App).	9.270	1.500	2.000	3.000	—	—		
Total (On-going Schemes)		..			31.000	30.706	—		

(Million Rupees)

Sl. No.	Name, Location and Status of the Scheme	Total Cost (F.E.C.)	Estimated Expenditure up to June, 1985	Revised Estimates for 1985-86	Allocation for 1986-87				
					Total ADP	Foreign Exchange Component		7	8
						Own Resources	Foreign Aid		
1	2	3	4	5	6	7	8		
<i>(New Schemes)</i>									
237.	Construction of 4 Nos. Bridges on Sara-Roghajandola Road at :— (i) Torwam (ii) Baddar No. 1 (iii) Baddar No. 3 (iv) Inzar Nullah (Un-app).	30.000	—	—	2.000	—	—		
238.	Feasibility Studies of 6 Nos. Bridges in S.W. Agency. (Un-app).	0.600	—	—	0.600	—	—		
239.	Improvement and Widening of Manzai-Khirg Road, S.W. Agency. (Un-app).	3.200	—	—	1.000	—	—		
Total (New Schemes)		—	3.600	—	—		
Total (South Waziristan Agency)		31.000	34.306	—	—		
XII. D.I. KHAN FRONTIER REGIONS									
<i>(On-going Schemes)</i>									
240.	Improvement & Black Topping of Kiri Shamo-Zai - Kohi Pesar Road via Fateh Ali Ustarana Area. D.I. Khan F.R. (App).	11.348	—	1.000	4.000	—	—		
241.	Construction of Shingle Road from Gabbar to Sara Khazai, (4 Miles) D.I. Khan F.R. (App).	2.003	—	0.500	1.503	—	—		
Total (On-going Schemes)		1.500	5.503	—	—		
<i>(New Schemes)</i>									
242.	Black Topping of Jandola-Gabbar Road (Portion from Jandola to Khaisorai,) D.I. Khan F.R. (14 Miles). (Un-app)	7.000	—	—	1.000	—	—		
243.	Black Topping of Shingle Road from Darazinda to Morga, (Sherani area), D.I. Khan F.R. (Un-app)	5.000	—	—	1.000	—	—		
244.	Construction of Black Topped Road from Sohbatu Ka'ch to Khirgi, (Bhittani area) D. I. Khan F.R. (Un-app)	4.000	—	—	1.100	—	—		
Total (New Schemes)		—	3.000	—	—		
Total (D.I. Khan F.R.)		1.500	8.503	—	—		
Total (Transport & Communication)		135.929	212.982	—	—		
PHYSICAL PLANNING AND HOUSING									
I. Provincial Programmes									
(a) Public Health Engg.									
<i>(New Schemes)</i>									
245.	Strengthening of Public Health Engineering Department and Provision of Essential Equipment. (Un-app)	3.000	—	—	2.500	—	—		
246.	Survey and Investigation of Ground Water in FATA. (Un-app)	1.200	—	—	1.200	—	—		
Total (New Schemes)		—	3.700	—	—		
Total (Public Health Engineering,)		—	3.700	—	—		

(Million Rupees)

Sl. No.	Name, Location and Status of the Scheme	Total Cost (F.E.C.)	Estimated Expenditure up to June, 1985	Revised Estimates for 1985-86	Allocation for 1986-87		
					Total ADP	Foreign Exchange Component	
						Own Resources	Foreign Aid
1	2	3	4	5	6	7	8
(b) Housing							
<i>(On-going Schemes)</i>							
246.	Construction of 20 Rooms (Double storey) Mehman Khana for Tribal Senators/MNAs/Maliks at Peshawar. (Un app).	5.000	—	—	2.000	—	—
Total (On-going Schemes) ..				—	2.000	—	—
<i>(New Schemes)</i>							
247.	Construction of building for attached Departments (Block VII, VIII and IX). (Un-app).	9.700	—	—	2.000	—	—
248.	Block Provision for Housing Sector (Un-app).	3.000	—	—	3.000	—	—
Total (New Schemes)				—	5.000	—	—
Total (Housing) ..				—	7.000	—	—
Total (Provincial Programme)				—	10 700	—	—
II. BAJAUR AGENCY							
(a) Public Health Engg.							
<i>(On-going Schemes.)</i>							
249.	Water Supply Scheme Mena, Bajaur Agency. (A).	0.994	—	0.300	0.634	—	—
250.	Water Supply Scheme Kit Kot Lagharia, Bajaur Agency. (A).	0.890	—	0.500	0.330	—	—
Total (On-going Schemes) ..				—	0.860	1.024	—
<i>(New Schemes)</i>							
251.	Augmentation of Existing Water Supply Scheme Bajaur Agency. (Un-app)	0.750	—	—	0.700	—	—
252.	Water Supply Scheme Doawa, Bajaur Agency (Un-app)	1.000	—	—	0.500	—	—
253.	Improvement of Existing Water Supply Scheme Khar, Bajaur Agency (Un-app)	1.000	—	—	1.000	—	—
254.	Augmentation of Existing Water Supply Scheme Reghagan, Bajaur Agency. (Un-app)	0.500	—	—	0.000	—	—
Total (New Schemes) ..				—	—	2.750	—
Total (Public Health Engineering) ..				—	0.860	3.774	—
(b) Housing							
<i>(On-going Schemes)</i>							
255.	Construction of Residential Accommodation for Grade 5-10 in Civil Colony Khar, Bajaur Agency. (App).	2.332	—	1.715	0.617	—	—
256.	Construction of Residential and Office Accommodation for Agency Accounts Officer and his staff at Civil Colony Khar, Bajaur Agency. (App).	3.448	—	2.575	0.873	—	—
Total (On-going Schemes) ..				—	4.290	1.490	—

(Million Rupees)

Sl. No.	Name, Location and Status of the Scheme	Total Cost (F.E.C.)	Estimated Expenditure up to June, 1985	Revised Estimates for 1985-86	Allocation for 1986-87			
					Total ADP	Foreign Exchange Component		8
						Own Resources	Foreign Aid	
1	2	3	4	5	6	7	8	
<i>(New Schemes)</i>								
257.	Construction/raising of remaining boundry wall in Civil Colony Khar, Bajaur Agency. (Un-app.).	0.800	—	—	0.800	—	—	
258.	Construction of type-III residences for Grade 1—5 Civil Colony Khar, Bajaur Agency. (Un-app.).	1.500	—	—	0.500	—	—	
259.	Construction of type-IV residences for Grade 1—5 in Civil Colony Khar, Bajaur Agency (Un-app.).	1.500	—	—	0.500	—	—	
260.	Provision of Security Lights in Civil Colony Khar Bajaur Agency (Un-app.).	0.200	—	—	0.200	—	—	
Total (New Schemes) ..					—	2.000	—	—
Total (Housing) ..					4.290	3.490	—	—
Total (Bajaur Agency)					5.150	7.264	—	—
III. MOHAMAND AGENCY								
(a) Public Health Engg.								
<i>(On-going Schemes)</i>								
261.	Water Supply Scheme Pandiali Area, Mohmand Agency. (App.)	0.982	0.004	0.002	0.100	—	—	
262.	Improvement of Water Supply Scheme Ghal-lana Mohmand Agency (app.)	0.998	—	0.628	0.370	—	—	
263.	Water Supply Scheme Hamza Kheil, Halimzai, Mohmand Agency. (app.).	0.993	—	0.600	0.393	—	—	
264.	Water Supply Scheme Rawal Koroona, Mohmand Agency. (app.).	0.529	—	0.050	0.479	—	—	
265.	Water Supply Scheme Utmanzai, Mohmand Agency (app).	0.994	—	0.400	0.594	—	—	
266.	Water Supply Scheme Prang Ghar, Mohmand Agency (app.).	1.551	0.417	0.900	0.234	—	—	
Total (On-going Schemes)					2.580	2.170	—	—
<i>(New Schemes)</i>								
267.	Water Supply Scheme for F.C. Post Shabqadar, Mohmand Agency. (Un-app.).	0.500	—	—	0.500	—	—	
268.	Water Supply Scheme Kamali Halimzai Area, Mohmand Agency. (Un-app).	0.900	—	—	0.400	—	—	
269.	Water Supply Scheme Khazina Haji Hakeem Faizoon, Qilla, Mohmand Agency. (Un-app).	1.000	—	—	0.500	—	—	
270.	Water Supply Scheme Gagezai Zargar Kili, Mohmand Agency. (Un-app).	1.000	—	—	0.400	—	—	
271.	Water Supply Scheme Sangar Rasool Kor in Gandab, Mohmand Agency. (Un-app.)	1.000	—	—	0.500	—	—	
272.	Drainage Scheme for Ghallanai, Mohmand Agency. (Un-app).	1.000	—	—	0.400	—	—	
Total (New Schemes):					—	2.700	—	—
Total (Public Health Engineering)					2.580	4.870	—	—

(Million Rupees)

Sl. No.	Name, Location and Status of the Scheme	Total Cost (F.E.C.)	Estimated Expenditure up to June, 1985	Revised Estimates for 1985-86	Allocation for 1986-87		
					Total ADP	Foreign Exchange Component	
						Own Resources	Foreign Aid
1	2	3	4	5	6	7	8
(b) Housing							
<i>(On-going Schemes)</i>							
273.	Construction of Muharrir's Office and Khassadar's Barracks at Ghazi Baig, Mohmand Agency. (App).	0.782	0.200	0.532	0.050	—	—
274.	Construction of Political Tehsildar Headquarters with Residential Accommodation at Prang Ghar, Mohmand Agency. (App).	2.748	—	0.300	2.448	—	—
275.	Construction of Residential Accommodation for various Government Servants in Mohmand Agency. (App).	4.059	—	2.200	1.859	—	—
Total (On-going Schemes)		3.032	4.357	—	—
<i>(New Schemes)</i>							
276.	Provision of compound wall in existing Category-III Residences, Mohmand Agency. (Un-app).	0.450	—	—	0.450	—	—
277.	Construction of Storage Godowns at Ekka Ghund, Mohmand Agency. (Un-app).	0.500	—	—	0.200	—	—
278.	Construction of Rooms Rest House at Ghallanazi, Mohmand Agency. (Un-app).	0.500	—	—	0.500	—	—
Total (New Schemes)		—	1.150	—	—
Total (Housing)		3.032	5.507	—	—
Total (Mohmand Agency)		5.612	10.377	—	—
IV. KHYBER AGENCY							
(a) Public Health Engg.							
<i>(On-going Schemes)</i>							
279.	Water Supply Scheme Toor Khel, Jamrud, Khyber Agency. (Approved).	0.887	—	0.050	0.300	—	—
280.	Water Supply Scheme Wazir Dhand, Shahkas Khyber Agency. (App).	0.756	—	0.700	0.056	—	—
281.	Water Supply Scheme at Shalman, Khyber Agency. (App).	0.876	0.002	0.220	0.300	—	—
282.	Improvement of Water Supply Scheme Qambar Khel Area, Khyber Agency. (App).	2.901	0.550	0.120	2.200	—	—
283.	Improvement and Extension of Water Supply Schemes in Khyber Agency. (App).	2.211	0.947	0.550	0.714	—	—
284.	Water Supply Scheme Sheikh Mal Khel Ghani Khel Village, Khyber Agency. (App).	1.000	—	0.025	0.500	—	—
285.	Improvement of Water Supply Scheme Alam Gudar, Khyber Agency (App).	0.900	—	0.300	0.300	—	—
286.	Water Supply Scheme Tangi, Khyber Agency. (Approved).	1.000	—	0.025	0.500	—	—
287.	Water Supply Scheme Katia Khel, Shahkas Koroona, Khyber Agency (app).	0.590	—	0.200	0.390	—	—
Total (On-going Schemes).		2.190	5.260	—	—

(Million Rupees)

Sl. No.	Name, Location and Status of the Scheme	Total Cost (F.E.C.)	Estimated Expenditure up to June, 1985	Revised Estimates for 1985-86	Allocation for 1986-87		
					Total ADP	Foreign Exchange Component	
						Own Resources	Foreign Aid
1	2	3	4	5	6	7	8
<i>(New Schemes)</i>							
288.	Water Supply Scheme Bara Tehsil, Khyber Agency. (Un-app).	1.000	—	—	0.200	—	—
289.	Intermediate Pumping and Storage Station for Water Supply Scheme Ali Masjid, Khyber Agency (Un-app).	2.000	—	—	0.800	—	—
290.	Water Supply Scheme Fort Slop, Khyber Agency. (Un-app).]	1.000	—	—	0.200	—	—
291.	Water Supply Scheme Haji Zarif and Hakim Villages, Aka Khel Area, Khyber Agency. (Un-app).	1.000	—	—	0.200	—	—
292.	Drainage Scheme for Jamrud, Khyber Agency. (Un-app).	1.000	—	—	0.100	—	—
293.	Water Supply Scheme, Gudar, Jamrud Area, Khyber Agency. (Un-app).	1.000	—	—	0.100	—	—
Total (New Schemes)				—	—	1.600	—
Total (Public Health Engineering)				—	2.190	6.860	—
(b) Housing							
<i>(On-going Schemes)</i>							
294.	Construction of Post at Ghundi Sar, Khyber Agency, (app).	6.258	—	—	3.000	—	—
295.	Construction of Divisional Storage Godowns at Jamrud, Khyber Agency. (app).	2.778	—	1.000	1.778	—	—
296.	Improvement/Renovation of PA's Residence at Landi Kotal, Khyber Agency. (Under Revision).	1.250 2.250	0.400	0.850	1.000	—	—
Total (On-going Schemes)				—	1.850	5.778	—
<i>(New Schemes)</i>							
297.	Special repairs of Ghee Mill's Colony at Bara, Khyber Agency. (Un-app).	1.000	—	—	0.500	—	—
298.	Construction of Posts/Pickets for Frontier Corps in Khyber Agency. (app).	7.895	—	—	0.500	—	—
299.	Construction of Fort for 250 Jawans at Shah Kas near Sam Ghakhi in Khyber Agency (App).	10.039	—	—	0.500	—	—
Total (New Schemes)				—	—	1.500	—
Total (Housing)				—	1.850	7.278	—
Total (Khyber Agency)				—	4.040	14.138	—

(Million Rupees)

Sl. No.	Name, Location and Status of the Scheme	Total Cost (F.E.C.)	Estimated Expenditure up to June, 1985	Revised Estimates for 1985-86	Allocation for 1986-87		
					Total ADP	Foreign Exchange Component	
						Own Resources	Foreign Aid
1	2	3	4	5	6	7	8
V. PESHAWAR FRONTIER REGIONS							
(a) Public Health Engg.							
<i>(On-going Schemes)</i>							
300.	Water Supply Scheme Kohi Hassan Khel, Peshawar F.R. (Under-Revision)	0.565	—	0.500	1.065	—	—
		1.565					
301.	Water Supply Scheme, Afridi Hassan Khel, Peshawar F.R. (App).	0.957	0.373	0.049	0.535	—	—
	Total (On-going Schemes)			0.549	1.600	—	—
<i>(New Schemes)</i>							
302.	Water Supply Scheme Jawaki, Pastawani, Peshawar F.R. (Un-app).	1.000	—	—	0.200	—	—
303.	Water Supply Scheme Chanduka Hassan Khel, Peshawar F.R. (Un-app).	1.000	—	—	0.200	—	—
304.	Improvement/Development of Water Supply Scheme Zango Spring, Peshawar F.R. (Un-app).	1.000	—	—	0.200	—	—
305.	Water Supply Scheme Sama Badaber, JanaKor Meta Khel, Jandar and surrounding Villages, Peshawar F.R. (Un-app).	1.000	—	—	0.200	—	—
306.	Water Supply Scheme Bora Jawaki, Peshawar F.R. (Un-app).	1.000	—	—	0.200	—	—
307.	Water Supply Scheme Sherakara and Surrounding Villages, Peshawar F.R. (Un-app).	1.000	—	—	0.200	—	—
308.	Water Supply Scheme Mandi Area, Peshawar F.R. (Un-app).	1.000	—	—	0.250	—	—
	Total (New Schemes)			—	1.450	—	—
	Total (Peshawar F.R.)			0.549	3.050	—	—
VI. KOHAT FRONTIER REGIONS							
(a) Public Health Engg.							
<i>(On-going Schemes)</i>							
309.	Feasibility of Water Supply Scheme Zawaki Kohat F.R. (App).	0.949	0.002	0.298	0.300	—	—
310.	Water Supply Scheme Bosti Khel, Kohat F.R. (App).	0.996	0.143	0.053	0.800	—	—
311.	Water Supply Scheme Chapper (Phase-III) Kohat F.R. (App).	0.503	—	0.200	0.303	—	—
	Total (On-going Schemes)			0.551	1.403	—	—

(Million Rupees)

Sl. No.	Name, Location and Status of the Scheme	Total Cost (F.E.C.)	Estimated Expenditure up to June, 1985	Revised Estimates for 1985-86	Allocation for 1986-87		
					Total ADP	Foreign Exchange Component	
						Own Resources	Foreign Aid
1	2	3	4	5	6	7	8
<i>(New Schemes)</i>							
312.	Test Well at Mari Khel, F.R. (Un-app).	0.400	—	—	0.400	—	—
313.	Construction of High Level Surface Reservoir for two Tube-Wells Centres for Water Supply Scheme Dara Adam Khel Kohat F.R. (Un-app).	0.800	—	—	0.500	—	—
314.	Provision of Additional Tube-Well Dara Kohat F.R. (Un-app).	0.500	—	—	0.500	—	—
315.	Provision of Additional Tube Well at Kohat F.R. (Un-app).	0.500	—	—	0.500	—	—
Total (New Schemes)				—	—
Total (Public Health Engineering)				0.551	3.303
<i>(b) Housing (On-going Schemes)</i>							
316.	Reconstruction of Jirga Hall and Offices in Kohat Commissioner's House. (App).	0.800	—	0.400	0.400	—	—
Total (On-going Schemes)				0.400	0.400
<i>(New Schemes)</i>							
317.	Construction of Office and Residential Accommodation for S.D.O. and his staff at Dara Adam Khel. (Un-app).	1.300	—	—	0.500	—	—
318.	Construction of 3 Nos. Kassadara Pickets in Jawaki Area, Kohat F.R. (Un-app).	1.650	—	—	1.000	—	—
Total (New Schemes)				—	1.500
Total (Housing Kohat F.R.)				0.400	1.900
Total (Kohat F.R.)				0.951	5.203
VII. ORAKZAI AGENCY							
<i>(a) Public Health Engg.</i>							
<i>(On-going Schemes)</i>							
319.	Water Supply Scheme Malosar and Surrounding Villages, Orakzai Agency. (App).	0.813	—	0.100	0.500	—	—
320.	Water Supply Scheme Toor Chapper to Mishti, Orakzai Agency. (App).	1.644	—	0.585	1.059	—	—
321.	Water Supply Scheme Dara Mani Khel to Kalaya and Surrounding Villages, Orakzai Agency. (App).	0.998	—	0.098	0.200	—	—
322.	Water Supply Scheme Shammar and Surrounding Villages, Orakzai Agency. (App).	1.113	—	0.250	0.863	—	—
323.	Water Supply Scheme Mir Meha, Orakzai Agency. (App).	0.658	—	0.308	0.550	—	—
Total (On-going Schemes)				1.341	2.772

(Million Rupees)

Sl. No.	Name, Location and Status of the Scheme	Total Cost (F.E.C.)	Estimated Expenditure up to June, 1985	Revised Estimates for 1985-86	Allocation for 1986-87		
					Total ADP	Foreign Exchange Component	
						Own Resources	Foreign Aid
1	2	3	4	5	6	7	8
<i>(New Schemes) †</i>							
324.	Water Supply Scheme Khawaja Khizer Spring and surrounding villages Orakzai Agency (Un-app).	1.400	—	—	0.300	—	—
325.	Water Supply Scheme Ali Khel Area, Orakzai Agency.	0.700	—	—	0.200	—	—
326.	Water Supply Scheme Feroz Khelupto Bezot and surrounding villages Orakzai Agency. (Un-app).	2.000	—	—	0.300	—	—
327.	Water Supply Scheme Abishal, Orakzai Agency.	0.800	—	—	0.300	—	—
328.	Water Supply Scheme to Naka Melia Takhtak, area, Orakzai Agency. (Un-app).	1.200	—	—	0.200	—	—
329.	Water Supply Scheme to Ibrahim, Orakzai Agency. (Un-app).	0.800	—	—	0.300	—	—
330.	Water Supply Scheme Dana Khula to Oblam, Orakzai Agency. (Un-app).	0.800	—	—	0.300	—	—
331.	Water Supply Scheme Badgera, Orakzai, Agency (Un-app).	1.500	—	—	0.300	—	—
Total (New Schemes).					—	2.200	—
Total (Public Health Engineering).					1.341	4.972	—
(b) Housing							
<i>(New Schemes)</i>							
332.	Construction of camp Office for Political Agent, Orakzai Agency at Hangu (Un-app).	5.000	—	—	1.000	—	—
Total (Housing)					—	1.000	—
Total (Orakzai Agency)					1.341	5.972	—
IX. KURRUM AGENCY							
(a) Public Health Engg.							
<i>(On-going Schemes)</i>							
333.	Water Supply Scheme Power & Extension to Baghdai, Kurram Agency. (A).	2.740	0.618	0.350	0.960	—	—
334.	Construction of additional Gallery at Zeran for Water Supply Scheme Parachinar, Kurram Agency (A).	0.317	—	0.286	0.031	—	—
335.	Water Supply Scheme Amal Kot & Gozar, Kurram Agency. (A).	0.997	—	0.300	0.697	—	—
336.	Water Supply Scheme Buyemine and Dargai, Kurram Agency. (A).	2.643	—	1.900	0.743	—	—
337.	Water Supply Scheme for Degree College Parachinar, Kurram Agency (A).	0.900	—	0.200	0.700	—	—
Total (On-going Schemes)					3.036	3.131	—

(Million Rupees)

Sl. No.	Name, Location and Status of the Scheme	Total Cost (F.E.C.)	Estimated Expenditure up to June, 1985	Revised Estimates for 1985-86	Allocation for 1986-87			
					Total ADP	Foreign Exchange Component		Foreign Aid
						Own Resources		
1	2	3	4	5	6	7	8	
<i>(New Schemes)</i>								
338.	Water Supply Scheme at Topakai, Kurram.	0.400	—	—	0.200	—	—	
339.	Water Supply Scheme at Jandarai and Shahoo, Kurram Agency. (Un-app).	0.500	—	—	0.250	—	—	
340.	Water Supply Scheme Balulich Khel Khwar, Kurram Agency. (Un-app).	0.100	—	—	0.100	—	—	
341.	Water Supply Scheme Mir Jamal & Malayance, Kurram Agency. (Un-app).	0.700	—	—	0.350	—	—	
342.	Water Supply Scheme Mehura Bisatu, Kurram Agency. (Un-app).	0.900	—	—	0.300	—	—	
343.	Water Supply Scheme Sultani, Kurram Agency. (Un-app).	0.100	—	—	0.100	—	—	
Total (New Schemes.)					—	1.300	—	—
Total (Public Health Engineering.)					3.036	4.431	—	—
<i>(b) Housing</i>								
<i>(On-going Schemes)</i>								
344.	Construction of Tehsil Building at Alizai with Residence for Political Tehsildar, Kurram Agency. (A).	4.945	0.200	1.300	1.000	—	—	
345.	Construction of Office/Residential accommodation for Agency Accounts Officer, Parachinar, Kurram Agency. (A).	4.000	1.900	1.750	0.350	—	—	
346.	Construction of Over Head Tank at Asstt. Political Agency and C & W Colony at Sadda, Kurram Agency (A).	1.200	—	1.000	0.200	—	—	
347.	Construction of Residential Accommodation for Grade I—14 Kurram Agency. (A).	1.200	—	0.568	0.632	—	—	
348.	Re-construction of Residential Accommodation in old PWD Colony at Parachinar, Kurram Agency. (A).	1.000	—	0.400	0.600	—	—	
349.	Construction of Stadium at Parachinar, Kurram Agency (A).	4.859	1.500	0.800	2.509	—	—	
Total—On-going Schemes					5.818	5.291	—	—
<i>(New Schemes.)</i>								
350.	Construction of Sadda Kanoongo Office in Katchery at Parachinar, Kurram Agency. (Un-app).	0.250	—	—	0.250	—	—	
351.	Construction of Iirga Hall. at Sadda, Kurram Agency.	0.500	—	—	0.500	—	—	
Total (New Schemes.)					—	0.750	—	—
Total (Housing)					5.818	6.041	—	—
Total (Kurram Agency)					8.854	10.472	—	—

(Million Rupees)

Sl. No.	Name, Location and Status of the Scheme	Total Cost (F.E.C.)	Estimated Expenditure up to June, 1985	Revised Estimates for 1985-86	Allocation for 1986-87			
					Total ADP	Foreign Exchange Component		
						Own Resources	Foreign Aid	
1	2	3	4	5	6	7	8	
X. NORTH WAZIRISTAN AGENCY								
(a) Public Health Engg. (On-going Schemes)								
352.	Water Supply Scheme Boya, North Waziristan Agency. (A).	0.907	0.175	0.547	0.185	—	—	
353.	Water Supply Scheme Spellgai, North Waziristan Agency. (A).	0.878	3.238	0.400	0.240	—	—	
354.	Water Supply Scheme Masyeri Algad Darga Khel, North Waziristan Agency. (A).	0.998	0.100	0.300	—	—	—	
355.	Water Supply Scheme Mohammad Khel Inayat Khan Killi North Waziristan Agency. (A).	0.918	—	—	0.300	—	—	
356.	Water Supply Scheme Tanda, Tehsil, Shewa, North Waziristan Agency. (A).	0.995	—	0.100	0.300	—	—	
357.	Water Supply Scheme Sir Kot, North Waziristan Agency. (A).	0.683	0.100	—	0.300	—	—	
358.	Water Supply Scheme Tora Kot Tappi, North Waziristan Agency. (A).	0.756	0.060	0.400	0.296	—	—	
359.	Improvement of Water Supply Scheme and Construction of Overhead Reservoir Tank at Miran Shah, North Waziristan Agency. (A).	0.658	—	0.200	0.458	—	—	
360.	Construction of Tube well and Overhead Reservoir at Mirali, North Waziristan Agency. (A).	0.768	—	0.200	0.568	—	—	
361.	Water Supply Scheme Serai Razma,, North Waziristan Agency. (A).	1.126	—	0.200	0.400	—	—	
362.	Water Supply Scheme Khadi, North Waziristan Agency. (A).	0.681	0.120	0.258	0.303	—	—	
Total (On-going Schemes).					2.505	3.650	—	—
(New Schemes.)								
363.	Water Supply Scheme Saidgai North Waziristan Agency. (Un-app)	0.900	—	—	0.200	—	—	
364.	Providing Tubewell for Vocational Institute, Grid Station and Agriculture Workshop, N.W.A. (Un-app).	0.800	—	—	0.200	—	—	
365.	Water Supply Scheme Bopali Shabi Khel Jalat, Tehsil Spin Wam, North Waziristan Agency (Un-app)	0.900	—	—	0.200	—	—	
366.	Conversion of Diesel System into Electric System in North Waziristan Agency. (Un-app)	0.600	—	—	0.300	—	—	
367.	Water Supply Scheme Akbar Zaman Kot Ali Khel, North Waziristan Agency. (Un-app)	0.600	—	—	0.200	—	—	
368.	Water Supply Scheme Ippi Rahmatullah Kot, North Waziristan Agency. (Un-app)	0.800	—	—	0.200	—	—	
369.	Extension of Water Supply Scheme Darpa Khel, North Waziristan Agency. (Un-app)	0.500	—	—	0.200	—	—	
Total (New Schemes)					—	1.500	—	—
Total (Public Health Engineering)					2.505	5.150	—	—

(Million Rupees)

Sl. No.	Name, Location and Status of the Scheme	Total Cost (F.E.C.)	Estimated Expenditure up to June, 1985	Revised Estimates for 1985-86	Allocation for 1986-87			
					Total ADP	Foreign Exchange Component		
						Own Resources	Foreign Aid	
1	2	3	4	5	6	7	8	
(b) Housing								
<i>(On-going Schemes)</i>								
370.	Construction of Barracks for 150 Khasadar at Miranshan, North Waziristan Agency (A).	1.643	—	0.100	1.543	—	—	
371.	Construction of office and Quarters for S.D.O. and his staff at Mirali North Waziristan Agency (Approved).	2.639	—	0.500	2.139	—	—	
372.	Construction of office residence for S.D.O. and his staff at Spinwam, North Waziristan Agency (Approved).	3.037	—	0.100	1.769	—	—	
373.	Construction of overhead Tank in Civil Colony, Miranshan, North Waziristan Agency (A).	0.482	—	0.200	0.282	—	—	
Total (On-going Schemes)					0.900	5.733	—	—
<i>(New Schemes)</i>								
374.	Construction of Political Lock-up at Miranshan, North Waziristan Agency (Un-app).	0.500	—	—	0.300	—	—	
375.	Construction of Residential Quarters for staff at Datta Khel, North Waziristan Agency (Un-app).	1.500	—	—	1.000	—	—	
376.	Construction of Tehsil Building at Boya, North Waziristan Agency (Un-App).	1.500	—	—	0.500	—	—	
377.	Construction of 2 Nos. Quarter wall pickets and raising of Boundary wall in Shewa Tehsil, North Waziristan Agency, (Un-app).	0.150	—	—	0.150	—	—	
Total (New Schemes)					—	1.950	—	—
Total (Housing).					0.900	7.683	—	—
Total (N.W. Agency)					3.405	12.833	—	—
XI. BANNU FRONTIER REGIONS								
(a) Public Health Engg.								
<i>(On-going Schemes)</i>								
378.	Water Supply Schemes Haji Sarwar Jan Balda Khel Bannu F.R. (A).	0.965	—	0.400	0.400	—	—	
379.	Improvement and Extension of Water Supply Schemes Hindi Khel and Jani Khel Bannu (A).	0.664	—	0.100	0.300	—	—	
380.	Water Supply Scheme Kotka Sakhi Jan Jani Khel, Bannu F.R. (A).	0.768	—	0.100	0.300	—	—	
381.	Water Supply Scheme Gul Khel Bhattani Area, Bannu F.R. (A).	0.990	—	0.200	0.400	—	—	
Total (On-going Schemes).					0.800	1.400	—	—

(Million Rupees)

Sl. No.	Name, Location and Status of the Scheme	Total Cost (F.E.C.)	Estimated Expenditure up to June, 1985	Revised Estimates for 1985-86	Allocation for 1986-87			
					Total ADP	Foreign Exchange Component		
						Own Resources	Foreign Aid	
1	2	3	4	5	6	7	8	
<i>(New Schemes)</i>								
382.	Water Supply Scheme Khankai Khalif Khel Bakka Khel; Bannu F.R. (Un-app).	1.000	—	—	0.200	—	—	
383.	Water Supply Scheme Mirali Narmi Khel, Bannu F.R. (Un-app).	0.900	—	—	0.200	—	—	
384.	Improvement and Extension of Water Supply Scheme Dreghundari, Bakka Khel, Bannu F.R. (Un-app).	0.900	—	—	0.200	—	—	
385.	Water Supply Scheme Tajbi Khel Bhattani, Bannu F.R. (Un-app).	0.900	—	—	0.200	—	—	
386.	Water Supply Scheme Sardi Kkel, Bakka Khel, Bannu F.R. (Un-app).	0.650	—	—	0.200	—	—	
387.	Water Supply Scheme Khan Bahadar Ghazi Marjan Khan Village and adjoining Villages Bannu F.R. (Un-app).	1.000	—	—	0.200	—	—	
388.	Water Supply Scheme Kotka Ayaz Sarki Khel and surrounding villages Bannu F.R. (Un-app).	1.000	—	—	0.200	—	—	
Total (New Schemes)					—	1.400	—	—
Total (Public Health Engineering)					0.800	2.800	—	—
(b) Housing								
<i>(On going Schemes)</i>								
389.	Construction of Residential accommodation for Government Servants in FATA of D.I. Khan Division, Bannu F.R. (A).	0.500	0.350	—	0.150	—	—	
Total (On-going Schemes)					0.350	0.150	—	—
<i>(New Schemes)</i>								
390.	Construction of Office accommodation for Assistant Political Agent and his staff at Bannu F.P. (Un-app).	1.000	—	—	0.500	—	—	
391.	Construction of Residential accommodation for S.P.O. Project Sub-Division including two rooms for Gadrugas at Bannu F.R. (Un-app).	0.400	—	—	0.400	—	—	
Total (New Schemes)					—	0.900	—	—
Total (Housing)					0.350	1.050	—	—
Total (Bannu F.R.)					1.150	3.850	—	—

(Million Rupees)

Sl. No.	Name, Location and Status of the Scheme	Total Cost (F.E.C.)	Estimated Expenditure up to June, 1985	Revised Estimates for 1985-86	Allocation for 1986-87			
					Total ADP	Foreign Exchange Component		
						Own Resources	Foreign Aid	
1	2	3	4	5	6	7	8	
XII. SOUTH WAZIRISTAN AGENCY								
(a) Public Health Engg.								
<i>(On-going Schemes)</i>								
392.	Water Supply Scheme Musa Nika Angoor Adda, South Waziristan Agency (A).	1.400	0.100	0.200	0.500	—	—	
393.	Water Supply Scheme Shingai Kot Kai, South Waziristan Agency (A).	1.000	—	0.100	0.500	—	—	
394.	Water Supply Scheme Bangi Wala, South Waziristan Agency (A).	0.564	—	0.450	0.114	—	—	
395.	Water Supply Scheme Ucha Dhana, South Waziristan Agency (A).	1.470	0.150	0.500	0.600	—	—	
396.	Water Supply Scheme Nano, South Waziristan Agency (A).	0.393	—	0.100	0.293	—	—	
397.	Water Supply Scheme Azam Warsak, South Waziristan Agency (A).	1.275	—	1.050	0.225	—	—	
398.	Water Supply Scheme Ashkar Kot, South Waziristan Agency (A).	1.376	0.507	0.441	0.200	—	—	
Total (On-going Schemes)					2.841	2.432	—	—
<i>(New Schemes)</i>								
399.	Water Supply Scheme Gana, South Waziristan Agency (Un-app).	1.300	—	—	0.300	—	—	
400.	Water Supply Scheme Shahai, S.W. Agency. (Un-app).	1.400	—	—	0.500	—	—	
401.	Water Supply Scheme South Waziristan Agency (Un-app).	1.000	—	—	0.200	—	—	
402.	Water Supply Scheme Wichi Khel, S.W. Agency (Un-app).	1.200	—	—	0.200	—	—	
403.	Water Supply Scheme, Sam, South Waziristan Agency (Un-app).	0.800	—	—	0.200	—	—	
404.	Improvement and Extension of 7 Water Supply Schemes South Waziristan Agency (Un-app).	1.500	—	—	0.500	—	—	
Total (New Schemes)					—	1.900	—	—
Total (Public Health Engineering)					2.841	4.332	—	—
(b) Housing								
<i>(On-going Schemes)</i>								
405.	Construction of Residential Accommodation for Different grades (I-II) in South Waziristan Agency (A).	1.400	—	0.700	0.700	—	—	
Total (On-going Schemes)					0.700	0.700	—	—

(Million Rupees)

Sl. No.	Name, Location and Status of the Scheme	Total Cost (F.E.C.)	Estimated Expenditure up to June, 1985	Revised Estimates for 1985-86	Allocation for 1986-87		
					Total ADP	Foreign Exchange Component	
						Own Resources	Foreign Aid
1	2	3	4	5	6	7	8
<i>(New Schemes)</i>							
406.	Construction of Lock-up in PAs, Colony at Tank South Waziristan Agency (Un-app)	0.300	—	—	0.300	—	—
407.	Construction of Compound Wall around Civil Colony at Zari Noor, South Waziristan Agency (Un-app)	1.000	—	—	1.000	—	—
408.	Construction of Office Residential accommodation for SDO and his staff at Ladha, South Waziristan Agency (Un-app)	2.000	—	—	1.000	—	—
409.	Construction of Bachelor Hostel at Zari Noor, (Wana) South Waziristan Agency (Un-app)	1.300	—	—	0.500	—	—
Total (New Schemes)				—	2.800	—	—
Total (Housing)				0.700	3.500	—	—
Total (S.W. Agency)				3.541	7.832	—	—
XIII D. I. KHAN FRONTIER REGIONS							
(a) Public Health Engg.							
<i>(New Schemes)</i>							
410.	Water Supply Scheme Raghasar, D. I. Khan F.R. (Un-app)	0.600	—	—	0.200	—	—
411.	Water Supply Scheme Landai Baluch, D.I. Khan, F.R. (Un-app)	0.500	—	—	0.300	—	—
412.	Water Supply Scheme Babar Wala and Adjoining villages, (Un-app)	1.500	—	—	0.500	—	—
413.	Water Supply Scheme Morga, D.I. Khan, F.R. (Un-app)	0.500	—	—	0.300	—	—
Total (New Schemes)				—	1.300	—	—
(b) Housing							
<i>(On-going Schemes)</i>							
414.	Construction of Inspection Hut at Darazinda, D.I. Khan, (A).	0.906	—	0.500	0.406	—	—
Total (On-going Schemes)				0.500	0.406	—	—
<i>(New Schemes)</i>							
415.	Construction of Inspection Hut at Mughal Kot D.I. Khan F.R. (Un-App).	0.400	—	—	0.400	—	—
Total (Housing)				0.500	0.806	—	—
Total (D.I. Khan F.R.)				0.500	2.106	—	—
Total—(Physical Planning and Housing)				35.093	95.250	—	—

(Million Rupees)

Sl. No.	Name, Location and Status of the Scheme	Total Cost (F.E.C.)	Estimated Expenditure up to June, 1985	Revised Estimates for 1985-86	Allocation for 1986-87		
					Total ADP	Foreign Exchange Component	
						Own Resources	Foreign Aid
1	2	3	4	5	6	7	8
RURAL DEVELOPMENT							
I-Bajaur Agency							
<i>(On-going Schemes)</i>							
416.	Execution of Rural Works Programme in Bajaur Agency (A).	1.527	—	—	1.527	—	—
Total (Bajaur Agency)					—	1.527	—
II-MOHMAND AGENCY							
<i>(On-going Schemes)</i>							
417.	Execution of Rural Works Programme in Mohmand Agency (A).	1.198	—	—	1.198	—	—
Total (Mohmand Agency)					—	1.198	—
III-Khyber Agency							
<i>(On-going Schemes)</i>							
418.	Execution of Rural Works Programme in Khyber Agency (A).	1.514	—	—	1.514	—	—
Total (Khyber Agency).					—	1.514	—
IV-PESHAWAR FRONTIER REGIONS							
<i>(On-going Schemes)</i>							
419.	Execution of Rural Works Programme in Peshawar F.R. (A).	0.873	—	—	0.873	—	—
Total (Peshawar F.R.)					—	0.873	—
V-KOHAT FRONTIER REGIONS							
<i>(On-going Schemes)</i>							
420.	Execution of Rural Works Programme in Kohat F.R. (A).	0.926	—	—	0.926	—	—
Total (Kohat F.R.)					—	0.926	—
VI-ORAKZAI AGENCY							
<i>(On-going Schemes)</i>							
421.	Execution of Rural Works Programme in Orakzai Agency (A).	1.707	—	—	1.707	—	—
Total (Orakzai Agency).					—	1.707	—

(Million Rupees)

Sl. No.	Name, Location and Status of the Scheme	Total Cost (F.E.C.)	Estimated Expenditure up to June, 1985	Revised Estimates for 1985-86	Allocation for 1986-87		
					Total ADP	Foreign Exchange Component	
						Own Resources	Foreign Aid
1	2	3	4	5	6	7	8
VII-KURRAM AGENCY							
<i>(On-going Schemes)</i>							
422.	Execution of Rural Works Programme in Kurram Agency (A).	1.533	—	—	1.533	—	—
423.	Continuance of IRDP, Markaz Parachinar, Kurram Agency (A).	0.770	—	—	0.770	—	—
Total (Kurram Agency).				—	2.303	—	—
VIII-NORTH WAZIRISTAN AGENCY							
<i>(On-going Schemes)</i>							
424.	Execution of Rural Works Programme in North Waziristan Agency (A).	1.391	—	—	1.391	—	—
Total (N.W. Agency).				—	1.391	—	—
IX-BANNU FRONTIER REGIONS							
<i>(On-going Schemes)</i>							
425.	Execution of Rural Works Programme in Bannu F.R. (A).	0.980	—	—	0.980	—	—
Total (Bannu F.R.).				—	0.980	—	—
X-SOUTH WAZIRISTAN AGENCY							
426.	Execution of Rural Works Programme in South Waziristan Agency (A).	1.582	—	—	1.582	—	—
Total (South Waziristan Agency)				—	1.582	—	—
XI-D.I. KHAN FRONTIER REGIONS							
<i>(On-going Schemes)</i>							
427.	Execution of Rural Works Programme in D.I. Khan, F.R. (A).	0.999	—	—	0.999	—	—
Total (D.I. Khan F.R.).				—	0.999	—	—
Total (Rural Development Fata)				—	15.000	—	—

(Million Rupees)

Sl. No.	Name, Location and Status of the Scheme	Total Cost (F.E.C.)	Estimated Expenditure up to June, 1985	Revised Estimates for 1985-86	Allocation for 1986-87		
					Total ADP	Foreign Exchange Component	
						Own Resources	Foreign Aid
1	2	3	4	5	6	7	8
EDUCATION							
I-PROVINCIAL PROGRAMME							
(a) General Education							
<i>(On-going Schemes)</i>							
428.	Construction of Hostel for 250 Girls Students of Tribal Areas in Peshawar University, (A).	13,219	—	4.000	2.559	—	—
429.	Construction of Hostel for 240 Tribal Students of Islamia Collegiat School, Peshawar, (A).	10.500	—	10.000	0.500	—	—
Total (On-going Schemes)				14.000	3.059	—	—
<i>(New Schemes)</i>							
430.	Award of Foreign Scholarships to the students of FATA. (Un-app.)	2.000	—	—	2.000	2.000	—
431.	Regularization of 75 Branch/Women Division's Primary Schools in FATA (Un-app.)	15.000	—	—	6.000	—	—
432.	Establishment of Elementary College for Teachers including 150 Students Hostel and 25 Staff Members Residences at Bannu F.R (Un-app.)	25.000	—	—	2.460	—	—
433.	Establishment of Elementary College for Teachers including Hostel for 150 Students and 25 Staff Members Residences in North Waziristan Agency (Un-app.)	25.000	—	—	2.459	—	—
434.	Provision of Science Equipment and Apparatus to 25 Existing High Schools in FATA. (Un-app.)	0.500	—	—	0.500	—	—
Total (New Schemes)				—	13.419	2.000	—
Total (Provincial Programme)				14.000	16.478	2.000	—
(b) Planning & Development							
<i>(On-going Schemes)</i>							
435.	Continuance of Planning Cell for Special Development Programme in FATA. (A).	0.180 (0.470)	0.097	0.177	0.200	—	—
Total (On-going Schemes)				0.177	0.200	—	—
<i>(New Schemes)</i>							
436.	Improvement of Data Collection System in FATA. (Un-app.)	2.507	—	—	0.565	—	—
Total (Planning and Development)				0.177	0.765	—	—
Total (Provincial Programmes)				14.177	17.243	—	—

(Million Rupees)

Sl. No.	Name, Location and Status of the Scheme	Total Cost (F.E.C.)	Estimated Expenditure up to June, 1985	Revised Estimates for 1985-86	Allocation for 1986-87		
					Total ADP	Foreign Exchange Component	
						Own Resources	Foreign Aid
1	2	3	4	5	6	7	8
II-DIVISIONAL PROGRAMME MALAKAND DIVISION							
MALAKAND DIVISION							
(a) General Education							
<i>(On-going Schemes)</i>							
437.	Continuation of Adult Education Programme in FATA of Malakand Division (A).	0.080	0.015	0.020	0.020	—	—
438.	Continuance of In Service Teachers Training Programme in FATA of Malakand Division.	0.300	0.081	0.066	0.071	—	—
Total (On-going Schemes)				0.086	0.091	—	—
<i>(New Schemes)</i>							
439.	Award of Scholarships to Tribal Students of Malakand Division (Un-app).	0.900	—	—	0.900	—	—
Total (General Education)				0.086	0.991	—	—
(b) Technical Education							
440.	Amount of Scholarships to Students of FATA of	0.120	—	—	0.120	—	—
Total (Technical Education)				—	0.120	—	—
Total (Malakand)				0.086	1.111	—	—
III-BAJAUR AGENCY							
(a) General Education							
<i>(On-going Schemes)</i>							
441.	Upgrading of one Middle School to High Status in Bajaur Agency (A).	1.019	—	0.530	0.489	—	—
442.	Upgrading of one Primary School to Middle Status in Bajaur Agency (A).	0.565	—	0.420	0.145	—	—
443.	Establishment of 16 (10 Boys and 6 Girls) Primary Schools in Bajaur Agency (A).	3.744	—	2.300	1.444	—	—
Total (On-going Schemes)				3.250	2.078	—	—

(Million Rupees)

Sl. No.	Name, Location and Status of the Scheme	Total Cost (F.E.C.)	Estimated Expenditure up to June, 1985	Revised Estimates for 1985-86	Allocation for 1986-87			
					Total ADP	Foreign Exchange Component		Foreign Aid
						Own Resources		
1	2	3	4	5	6	7	8	
<i>(New Schemes)</i>								
444.	Construction of 6 Residential quarters for female teachers in existing schools, Bajaur Agency (Un-app.)	0.900	—	—	0.900	—	—	
445.	Upgrading of 2 Primary Schools to middle Status in Bajaur Agency (Un-app.)	1.040	—	—	1.040	—	—	
446.	Upgrading of one Middle School to High Status in Bajaur Agency (Un-app.)	0.830	—	—	0.830	—	—	
447.	Construction of buildings for 10 existing Primary Schools in Bajaur Agency (Un-app.)	1.560	—	—	1.560	—	—	
448.	Construction of 6 additional class rooms in existing Schools in Bajaur Agency (Un-app.)	0.378	—	—	0.378	—	—	
449.	Improvement in existing Schools including Water Supply and Electrification Bajaur Agency (Un-app.)	0.600	—	—	0.600	—	—	
450.	Establishment of 12 (9 Boys and 3 Girls) Primary Schools in Bajaur Agency (Un-app.)	2.100	—	—	2.100	—	—	
Total (New Schemes)				—	7.408	—	—	
Total (General Education)				3.250	9.486	—	—	
(b) Technical Education								
451.	Improvement & Consolidation of facilities in Government Vocational Institute at Khar, Bajaur Agency (Un-app.)	0.500	—	—	0.500	—	—	
Total (New Schemes)				—	0.500	—	—	
Total (Technical Education)				—	0.500	—	—	
Total (Bajaur Agency)				3.250	9.986	—	—	
IV-DIVISIONAL PROGRAMME PESHAWAR								
(a) General Education								
<i>(On-going Schemes)</i>								
452.	Continuance of Inservice Teachers Training Programme during 1984-85 to 1987-88 in Tribal Areas of Peshawar Division (A).	0.892	0.188	0.218	0.230	—	—	
453.	Construction of Inservice Teachers Training Institute with Hostel for 50 Students at Jamrud in Peshawar Division (A).	13.670	—	1.000	3.000	—	—	
Total (On-going Schemes)				1.218	3.230	—	—	

(Million Rupees)

Sl. No.	Name, Location and Status of the Scheme	Total Cost (F.E.C.)	Estimated Expenditure up to June, 1985	Revised Estimates for 1985-86	Allocation for 1986-87		
					Total ADP	Foreign Exchange Component	
						Own Resources	Foreign Aid
1	2	3	4	5	6	7	8
<i>(New Schemes)</i>							
454.	Scheme for Award of Scholarships to Tribal Students of Peshawar Division during 1986-87 (Un-app.)	2.600	—	—	2.600	—	—
Total (General Education)				1.218	5.830	—	—
(b) Technical Education							
<i>(New Schemes)</i>							
455.	Award of Scholarships to Tribal Students of Peshawar Division (Un-app.)	0.650	—	—	0.650	—	—
Total (Technical Education)				—	0.650	—	—
(c) Planning and Development							
<i>(On-going Schemes)</i>							
456.	Strengthening of Planning Cell in Commissioner's Office, Peshawar Division (A).	0.235 (0.393)	—	0.163	0.235	—	—
Total (Peshawar Divisional Programme)				1.381	6.715	—	—
V-MOHMAND AGENCY							
(a) General Education							
<i>(On-going Schemes)</i>							
457.	Upgrading of two Primary Schools to Middle Status in Mohmand Agency (App.)	1.089	—	0.640	0.449	—	—
458.	Upgrading of 1 Middle School to High Status in Mohmand Agency (App.)	1.363	—	0.530	0.833	—	—
459.	Improvement in Government Inter College Ekka Ghund. (App.)	1.396	—	0.500	0.896	—	—
460.	Improvement in Existing Schools Including Water Supply and Electrification in Mohmand Agency. (App.)	0.757	—	0.500	0.257	—	—
Total (On-going Schemes)				2.170	2.435	—	—
<i>(New Schemes)</i>							
461.	Construction of 5 Additional Class-rooms in Existing Schools in Mohmand Agency (Un-app.)	0.365	—	—	0.365	—	—
462.	Improvement in Existing Schools including Water Supply & Electrification, Mohmand Agency (Un-app.)	1.400	—	—	1.400	—	—
463.	Construction of 3 Residential Quarters for Teachers in Existing Schools in Mohmand Agency (Un-app.)	0.525	—	—	0.525	—	—

(Million Rupees)

Sl. No.	Name, Location and Status of the Scheme	Total Cost (F.E.C.)	Estimated Expenditure up to June, 1985	Revised Estimates for 1985-86	Allocation for 1986-87			
					Total ADP	Foreign Exchange Component		
						Own Resources	Foreign Aid	
1	2	3	4	5	6	7	8	
464.	Establishment of 12 Primary Schools in Mohmand Agency (8 Boys & 4 Girls). (Un-app.)	2.140	—	—	2.140	—	—	
465.	Construction of buildings for 6 Existing Primary Schools in Mohmand Agency (Un-app.)	1.116	—	—	1.116	—	—	
466.	Up-grading of 1 Middle School to High Status in Mohmand Agency (Un-app.)	1.030	—	—	1.030	—	—	
467.	Up-grading of 3 (2 boys and 1 girls) Primary Schools to Middle Status in Mohmand Agency (Un-app.)	2.250	—	—	2.250	—	—	
468.	Improvement/Reconstruction of 34 Primary Schools constructed under Rural Works Programme. (Un-App.)	3.800	—	—	1.500	—	—	
Total (New Schemes)				..	—	10.326	—	—
Total (General Education)				..	2.170	12.761	—	—
(b) Technical Education								
<i>(On-going Schemes)</i>								
469.	Establishment of Government Vocational Institute Ekka Ghund, Mohmand Agency (App.)	5.000	2.000	2.200	0.800	—	—	
Total (Technical Education)				..	2.200	0.800	—	—
Total (Mohmand Agency)				..	4.370	13.561	—	—
VI-KHYBER AGENCY								
(a) General Education								
<i>(New Schemes)</i>								
470.	Upgrading of Two Middle Schools to High Status in Khyber Agency (Un-app.)	2.060	—	—	2.060	—	—	
471.	Construction of 5 Additional Class-rooms in Existing Schools in Khyber Agency (Un-app.)	0.365	—	—	0.365	—	—	
472.	Establishment of 15 (10 boys and 5 girls) Primary Schools in Khyber Agency (Un-app.)	2.640	—	—	2.640	—	—	

(Million Rupees)

Sl. No.	Name, Location and Status of the Scheme	Total Cost (F.E.C.)	Estimated Expenditure up to June, 1985	Revised Estimates for 1985-86	Allocation for 1986-87		
					Total ADP	Foreign Exchange Component	
						Own Resources	Foreign Aid
1	2	3	4	5	6	7	8
473.	Construction of 1-Existing High School Khan Kilia Khyber Agency. (Un-app).	0.830	—	—	0.830	—	—
474.	Upgrading of 4 Primary Schools to Middle Status in Khyber Agency. (Un-app).	2.480	—	—	2.480	—	—
475.	Improvement of Existing Schools including Water Supply and Electrification in Khyber Agency (Un-app)	0.700	—	—	0.700	—	—
476.	Construction of buildings for 10 Existing Primary Schools in Khyber Agency. (Un-app).	1.748	—	—	1.748	—	—
Total (New Schemes)				..	—	10.823	—
Total (General Education)				..	—	10.823	—
(b) Technical Education							
<i>(New Schemes)</i>							
477.	Consolidation & Improvement of facilities in Government Commercial Training Institute Jamrud, Khyber Agency (Un-app).	0.620	—	—	0.620	—	—
Total (Khyber Agency)				..	—	11.443	—
VII. PESHAWAR FRONTIER REGIONS							
(a) General Education							
<i>(New Schemes)</i>							
478.	Construction of 10 additional class-rooms in existing Schools Peshawar F.R. (Un-app).	0.730	—	—	0.730	—	—
479.	Upgrading of one existing Middle School to High Status in Peshawar F.R. (Un-app).	1.030	—	—	1.030	—	—
480.	Upgrading of one Primary School to Middle Status in Peshawar F.R. (Un-app).	0.620	—	—	0.620	—	—
481.	Construction of buildings for 4 existing Primary Schools in Peshawar F.R. (Un-app).	0.704	—	—	0.704	—	—

(Million Rupees)

Sl. No.	Name, Location and Status of the Scheme	Total Cost (F.E.C.)	Estimated Expenditure up to June, 1985	Revised Estimates for 1985-86	Allocation for 1986-87		
					Total ADP	Foreign Exchange Component	
						Own Resources	Foreign Aid
1	2	3	4	5	6	7	8
482.	Establishment of 5 Primary Schools in Peshawar F.R. (Un-app)	1.408	—	—	1.408	—	—
483.	Improvement in existing Schools including Water Supply & Electrification in Peshawar F.R. (Un-app)	0.700	—	—	0.700	—	—
484.	Construction of 2 Residential Quarters for teachers in existing schools in Peshawar F.R. (Un app)	0.350	—	—	0.350	—	—
	Total (Peshawar F.R.)	5.542	—	—
VIII. KOHAT DIVISION							
(a) General Education							
<i>(On-going Schemes.)</i>							
485.	Continuance of Inservice Teachers Training Programme in Tribal Areas of Kohat Division. (Approved)	0.744	0.206	0.192	0.160	—	—
	Total (On-going schemes)	0.192	0.160	—	—
<i>(New Schemes)</i>							
486.	Scheme for Award of Scholarships to Tribal Students of Kohat Division. (Un-app)	1.500	—	—	1.500	—	—
	Total (New Scheme)	—	1.500	—	—
	Total (General Education)	0.192	1.660	—	—
(b) Technical Education							
<i>(New Schemes)</i>							
487.	Ward of Scholarships to Tribal Student of Kohat Division.	0.330	—	—	0.330	—	—
	Total (Kohat Division)	0.192	1.990	—	—
IX. KOHAT F.R.							
General Education							
<i>(On going Schemes)</i>							
488.	Upgrading of one Primary School to Middle Status (G.P.S. Landi Khel) Kohat F.R. (A).	0.564	—	0.220	0.344	—	—
489.	Construction of building for Government High School Sheraki Kohat F.R. (A).	2.039	—	0.500	1.539	—	—
490.	Upgrading of one existing Middle School to High Status (GMS) Turki Ismail Khel, Kohat F.R. (A).	1.093	—	0.730	0.363	—	—
491.	Construction of buildings for 4 existing Primary School in Kohat F.R. (A).	0.922	—	0.490	0.432	—	—
492.	Establishment of 6 Primary Schools (Boys & 5 Girls) in Kohat F.R. (A).	1.742	—	0.860	0.882	—	—
493.	Construction of 3 Residential Quarters for teachers in existing Schools. (A).	0.570	—	0.350	0.220	—	—
494.	Improvement in Government Degree College, Dera Adam Khel. (R).	0—1.083	0.400	0.791	0.311	—	—
	R—1.502
	Total—(On-going Schemes)	3.941	4.091	—	—

(Million Rupees)

Sl. No.	Name, Location and Status of the Scheme	Total Cost (F.E.C.)	Estimated Expenditure up to June, 1985	Revised Estimates for 1985-86	Allocation for 1986-87			
					Total ADP	Foreign Exchange Component		
						Own Resources	Foreign Aid	
1	2	3	4	5	6	7	8	
<i>(New Schemes)</i>								
495.	Construction of buildings for 6 Existing Primary Schools in Kohat F.R. (Un-app.)	0.960	—	—	0.960	—	—	
496.	Upgradation of one exiting Middle School to High Status in Kohat F.R. (Un-app.)	0.830	—	—	0.830	—	—	
497.	Construction of 5 Residential Quarters for Teachers in existing Schools, Kohat F.R.(Un-app.)	1.000	—	—	1.000	—	—	
498.	Improvement in existing Schools including Water Supply and Electrification in Kohat F.R. (Un-app.)	0.600	—	—	0.600	—	—	
499.	Establishment of 6 (1 Boys and 5 Girls) Primary Schools in Kohat F.R. (Un-app.)	1.160	—	—	1.160	—	—	
500.	Construction of 5 Additional Class Rooms in existing Schools in Kohat F.R. (Un-app.)	0.378	—	—	0.378	—	—	
501.	Upgradation of one Primary School to Middle Status in Kohat F.R. (Un-app.)	0.520	—	—	0.520	—	—	
Total (New Schemes) ..					—	5.448	—	—
Total (General Education) ..					3.941	9.539	—	—
Total (Kohat F.R.)					3.941	9.539	—	—
X. ORAKZAI AGENCY								
<i>(a) General Education</i>								
<i>(On-going Schemes)</i>								
502.	Upgrading of 2 Middle Schools to High Status in Orakzai Agency. (App.)	1.752	—	1.360	0.392	—	—	
503.	Establishment of 20 Primary Schools (14 Boys and 6 Girls) including 4 Boys and 3 Girls in Ali Khel Area in Orakzai Agency. (App.)	3.751	—	3.190	0.561	—	—	
504.	Construction of 5 additional Class-rooms in Existing Schools, Orakzai Agency. (App.)	0.503	—	0.315	0.188	—	—	
Total (On-going Schemes) ..					4.865	1.141	—	—

(Million Rupees)

Sl. No.	Name, Location and Status of the Scheme	Total Cost (F.E.C.)	Estimated Expenditure up to June, 1985	Revised Estimates for 1985-86	Allocation for 1986-87		
					Total ADP	Foreign Exchange Component	
						Own Resources	Foreign Aid
1	2	3	4	5	6	7	8
<i>(New Schemes)</i>							
505.	Construction of 5 Additional Class-rooms in existing Schools in Orakzai Agency (Un-app.).	0.315	—	—	0.315	—	—
506.	Construction of 5 Residential Quarters for Teachers in Existing Schools in Orakzai Agency (Un-app.).	0.750	—	—	0.750	—	—
507.	Improvement in existing Schools including Water Supply and Electrification in Orakzai Agency. (Un-app.).	0.500	—	—	0.500	—	—
508.	Construction of Buildings for 5 existing Primary Schools in Orakzai Agency. (Un-app.).	0.800	—	—	0.800	—	—
509.	Upgrading of 2 existing Primary Schools to Middle Status in Orakzai Agency. (Un-app.).	1.040	—	—	1.040	—	—
510.	Upgrading of 1 Middle School to High Status in Orakzai Agency. (Un-app.).	1.030	—	—	1.030	—	—
511.	Establishment of 12 (8 Boys and 4 Girls) Primary Schools in Orakzai Agency. (Un-app.).	2.140	—	—	2.140	—	—
Total (New Schemes)				—	6.575	—	—
Total (General Education)				..	4.865	7.716	—
<i>(b) Technical Education</i>							
512.	Establishment of Government Vocational Institute at Kalaya, Orakzai Agency. (App.).	4.205	1.040	2.000	1.165	—	—
Total (Orakzai Agency)				..	6.865	8.881	—
XI. KURRAM AGENCY							
<i>(a) General Education</i>							
<i>(On-going Schemes)</i>							
513.	Establishment of 18 (12 Boys and 6 Girls) Primary Schools in Kurram Agency. (App.).	3.943	—	2.120	1.823	—	—
514.	Construction of One Science Laboratory in Government High School Parachinar. (App.).	0.222 0.207	—	0.180	0.027	—	—
515.	Improvement in existing Educational Institutions including Water Supply and Electrification. (App.).	0.680	—	0.500	0.180	—	—
516.	Improvement in Government College Parachinar and Government Inter College Sadda. (App.).	0.756	—	0.700	0.056	—	—

(Million Rupees)

Sl. No.	Name, Location and Status of the Scheme	Total Cost (F.E.C.)	Estimated Expenditure up to June, 1985	Revised Estimates for 1985-86	Allocation for 1986-87		
					Total ADP	Foreign Exchange Component	
						Own Resources	Foreign Aid
517.	Construction of 3 Residential Quarters for Teachers in existing Schools. (App.)	0.523	—	0.300	0.223	—	—
518.	Construction of Technical Workshop at Government High School Kirman, Kurram Agency. (App.)	0.398	—	0.175	0.223	—	—
519.	Construction of Buildings for 5 existing Primary Schools in Kurram Agency. (App.)	1.075	—	0.430	0.645	—	—
520.	Upgrading of One Middle School to High Status in Kurram Agency. (App.)	1.154	—	0.530	0.624	—	—
521.	Construction of 4 Additional Class Rooms in existing Schools in Kurram Agency. (App.)	0.432	—	0.264	0.168	—	—
522.	Upgrading of 3 (2 Boys and 1 Girls) Primary Schools to Middle Status. (App.)	1.519	—	0.760	0.759	—	—
Total (On-going Schemes)					5.959	4.728	—
<i>(New Schemes)</i>							
523.	Construction of 5 residential Quarters for Teachers in Existing Schools, Kurram Agency. (Un-app)	0.800	—	—	0.800	—	—
524.	Improvement of Existing Schools Including Water Supply Electrifications in Kurram Agency. (Un-app)	0.600	—	—	0.600	—	—
525.	Construction of 6 Additional Class Rooms in existing Schools in Kurram Agency. (Un-app)	0.438	—	—	0.438	—	—
526.	Upgrading of 1 Middle School to High Status in Kurram Agency. (Un-app)	1.030	—	—	1.030	—	—
527.	Construction of building for 10 Existing Primary Schools in Kurram Agency. (Un-app)	2.060	—	—	2.060	—	—
528.	Establishment of 12 (8 Boys and 4 Girls) Primary Schools in Kurram Agency, (Un-app)	2.140	—	—	2.140	—	—
529.	Upgrading of (2 one Boys and 1 Girls) Primary Schools to Middle Status, Kurram Agency. (Un-app)	1.500	—	—	1.500	—	—
530.	Provision of Science Laboratory in Government College Parachinar and Compound Wall at Sadda College in Kurram Agency, (Un-app)	1.000	—	—	1.000	—	—
Total (New Schemes)					9.563	—	—
Total (General Education)					5.959	14.295	—

(Million Rupees)

Sl. No.	Name, Location and Status of the Scheme	Total Cost (F.E.C.)	Estimated Expenditure up to June, 1985	Revised Estimates for 1985-86	Allocation for 1986-87		
					Total ADP	Foreign Exchange Component	
						Own Resources	Foreign Aid
1	2	3	4	5	6	7	8
(b) Technical Education							
<i>(On-going Schemes)</i>							
531.	Establishment of Government Vocational Institute at Sadda, Kurram Agency, (A).	5.792	—	0.500	2.000	—	—
Total (Kurram Agency)				6.459	16.296	—	—
XII DIVISIONAL PROGRAMME D.I. KHAN							
(a) General Education							
<i>(On-going Schemes)</i>							
532.	Continuance of Inservice Teachers Training Programme in tribal areas of D-I. Khan Division during 1984-85 to 1987-88. (A).	O—0.500 R—0.832	0.202	0.150	0.228	—	—
533.	Continuance of Adult Education Programme in tribal areas of D.I. Khan Division during 1984-86 to 1986-87 (A).	0.136	0.040	0.044	0.052	—	—
534.	Upgrading of 10 Middle Schools to High Status in D.I. Khan Division Government High School Datta Khel, North Waziristan Agency. (A).	0.372	—	0.100	0.272	—	—
Total (On-going Schemes)				0.294	0.552	—	—
<i>(New Schemes)</i>							
535.	Award of Scholarships to the Students of Cadet College Razmak, D.I. Khan Division (Un-app)	1.250	—	—	1.250	—	—
536.	Award of Scholarships to Tribal Students of D.I. Khan Division, (Un-app)	2.500	—	—	2.500	—	—
Total (New Schemes)				—	3.750	—	—
Total (General Education)				0.294	4.302	—	—
(b) Technical Education							
<i>(New Schemes)</i>							
537.	Award of Scholarships to the Tribal Students of D.I. Khan Division. (Un-app)	0.600	—	—	0.600	—	—
Total (New Schemes)				—	0.600	—	—
Total (D. I. Khan Division)				0.294	4.902	—	—

								(Million Rupees)	
Sl. No.	Name, Location and Status of the Scheme	Total Cost (F.E.C.)	Estimated Expenditure up to June, 1985	Revised Estimates for 1985-86	Allocation for 1986-87				
					Total ADP	Foreign Exchange Component		7	8
						Own Resources	Foreign Aid		
1	2	3	4	5	6	7	8		
XIII. NORTH WAZIRISTAN AGENCY									
(a) General Education									
<i>(On-going Schemes)</i>									
538.	Upgradation of 2 Primary Schools (Primary School Shira Tela Mandi Khel (Dabak) and one in Kabal Khel Area) to Middle Status in N. W. Agency (A).	1.293	—	0.840	0.453	—	—		
539.	Construction of 2-Residential Quarters for Teachers in Existing Schools in North Waziristan Agency (A).	0.498	0.145	0.353	0.353	—	—		
540.	Establishment of 15 (11 Boys and 4 Girls) Primary Schools including Girls at school in Malik Shah Jehan Killi and 3 Boys schools in Hassan Khel Area, North Waziristan Agency (Approved).	3.006	—	2.090	0.916	—	—		
541.	Upgrading of One Middle School to High Status in North Waziristan Agency (A).	0.894	—	0.130	0.764	—	—		
Total (On-going Schemes)					3.205	2.486	—	—	
<i>New Schemes</i>									
542.	Establishment of 12 (8 Boys and 4 Girls) Primary Schools in North Waziristan Agency (Un-app)	2.140	—	—	2.140	—	—		
543.	Upgrading of one Middle School to High School in North Waziristan Agency (Un-app)	0.800	—	—	0.800	—	—		
544.	Construction of Building for 5 existing Primary Schools in North Waziristan Agency (Un-app)	0.880	—	—	0.880	—	—		
545.	Upgrading of 2 Primary Schools to Middle North Waziristan Agency (Un-app)	1.040	—	—	1.040	—	—		
546.	Construction of 6 Residential Quarters for Teachers on existing Schools North Waziristan Agency (Un-app)	0.900	—	—	0.900	—	—		
547.	Construction of 5 Additional Class-rooms in existing Schools in North Waziristan Agency (Un-app)	0.315	—	—	0.315	—	—		
548.	Improvement of existing Schools including Water Supply and Electrification in North Waziristan Agency. (Un-app)	0.600	—	—	0.600	—	—		
Total (New Schemes)					6.675	—	—		
Total (General Education)					3.205	9.161	—	—	
(b) Technical Education									
<i>(On-going Schemes)</i>									
549.	Establishment of Government Vocational Institute, Miran Shah, North Waziristan Agency. (App)	7.537	1.000	4.500	2.037	—	—		
Total (On-going Schemes)					4.500	2.037	—	—	

(Million Rupees)

Sl. No.	Name, Location and Status of the Scheme	Total Cost (F.E.C.)	Estimated Expenditure up to June, 1985	Revised Estimates for 1985-86	Allocation for 1986-87		
					Total ADP	Foreign Exchange Component	
						Own Resources	Foreign Aid
1	2	3	4	5	6	7	8
<i>(New Schemes)</i>							
550.	Consolidation and Improvement of facilities in existing Government Commercial Institute, Miranshah, North Waziristan Agency. (Un-app).	0.600	—	—	0.600	—	—
Total (New Schemes)				—	0.600	—	—
Total (Technical Education)				4.500	2.637	—	—
Total (N.W. Agency)				7.705	11.798	—	—
XIV. BANNU FRONTIER REGIONS							
(a) General Education							
<i>(On-going Schemes)</i>							
551.	Upgrading of 3 (2 Boys & 1 Girls) Primary Schools to Middle Status in Bhattani Area, Bannu F.R. (Un-app).	1.510	—	0.760	0.750	—	—
552.	Improvement in existing Educational Institutions including Water Supply and Electrification in Bannu F.R. (Un-app).	0.911	—	0.500	0.411	—	—
Total (On-going Schemes)				1.260	1.161	—	—
<i>(New Schemes)</i>							
553.	Construction of Buildings for 10 existing Primary Schools in Bannu F.R. (Un-app).	1.600	—	—	1.600	—	—
554.	Upgrading of 2 Primary Schools to Middle Status in Bannu F.R. (Un-app).	1.060	—	—	1.060	—	—
555.	Establishment of 5 (3 Boys and 2 Girls) Primary Schools in Bannu F.R. (Un-app).	0.930	—	—	0.930	—	—
556.	Construction of 10 Residential Quarters for Female Teachers in existing Schools in Bannu F.R. (Un-app).	1.500	—	—	1.500	—	—
557.	Improvement in existing Schools including Water Supply and Electrification in Bannu F.R. (Un-app).	0.500	—	—	0.500	—	—
558.	Construction of 4 Additional Class Rooms in existing Schools in Bannu F.R. (Un-app).	0.300	—	—	0.300	—	—
559.	Upgrading of one Middle School to High Status in Bannu F.R. (Un-app).	0.800	—	—	0.800	—	—
560.	Construction of one Existing Middle School in Bannu F.R. (Un-app).	0.520	—	—	0.520	—	—
561.	Construction of Office for Inspector of Schools in Bannu F.R. (Un-app).	1.600	—	—	0.800	—	—
(Total New Schemes)				—	8.010	—	—
Total (General Education)				1.260	9.171	—	—

(Million Rupees)

Sl. No.	Name, Location and Status of the Scheme	Total Cost (F.E.C.)	Estimated Expenditure up to June, 1985	Revised Estimates for 1985-86	Allocation for 1986-87			
					Total ADP	Foreign Exchange Component		Foreign Aid
						Own Resources		
1	2	3	4	5	6	7	8	
XV. SOUTH WAZIRISTAN AGENCY								
<i>(a) General Education</i>								
<i>(On-going Schemes)</i>								
562.	Establishment of 16 (6 Boys and 10 Girls) Primary Schools in South Waziristan Agency. (Approved)	3.708	—	2.496	1.212	—	—	
563.	Construction of 3 Residential Quarters for teachers in existing Schools. (App).	0.490	—	0.316	0.174	—	—	
564.	Establishment of 3 Primary Schools in Birmal Area, South Waziristan Agency. (App).	0.578	0.002	0.378	0.198	—	—	
565.	Upgrading of 3 Middle Schools to High Status in South Waziristan Agency. (App).	2.217	—	1.090	1.127	—	—	
566.	Construction of buildings for 3 existing Primary Schools in South Waziristan Agency. (App).	0.500	—	0.320	0.180	—	—	
567.	Upgrading of 2 Primary Schools to Middle Status in South Waziristan Agency. (App).	0.961	—	0.540	0.421	—	—	
Total (On-going Schemes)					5.140	3.312	—	—
<i>(New Schemes)</i>								
568.	Construction of buildings for 10 existing Primary Schools in South Waziristan Agency. (Un-app).	1.760	—	—	1.760	—	—	
569.	Upgrading of 2 Primary Schools to Middle Status in South Waziristan Agency. (Un-app).	1.040	—	—	1.040	—	—	
570.	Construction of 12 Residential Quarters for Femals Teachers in existing Schools. (Un-app).	2.200	—	—	2.200	—	—	
571.	Improvement of existing Schools including Water Supply and Electrification in South Waziristan Agency. (Un-app).	0.600	—	—	0.600	—	—	
572.	Construction of 5 Additional Class-rooms in existing Schools in South Waziristan Agency. (Un-app).	0.315	—	—	0.315	—	—	
573.	Upgrading of one Middle School to High Status in South Waziristan Agency. (Un-app).	0.830	—	—	0.830	—	—	
574.	Establishment of 12 (5 Boys and 7 Girls) Primary Schools in South Waziristan Agency. (Un-app).	2.140	—	—	2.140	—	—	
Total (New Schemes) ..					—	8.885	—	—
Total (general Education) ..					5.140	12.197	—	—
<i>(b) Technical Education</i>								
<i>(On-going Schemes)</i>								
575.	Establishment of Government Vocational Institute at Wana, South Waziristan Agency. (App).	5.671	0.200	2.500	2.971	—	—	
Total (Technical Education) ..					2.500	2.971	—	—
Total (South Waziristan Agency) ..					7.640	15.168	—	—

(Million Rupees)

Sl. No.	Name, Location and Status of the Scheme	Total Cost (F.E.C.)	Estimated Expenditure up to June, 1985	Revised Estimates for 1985-86	Allocation for 1986-87			
					Total ADP	Foreign Exchange Component		
						Own Resources	Foreign Aid	
1	2	3	4	5	6	7	8	
XVI. D.I. KHAN FRONTIER REGIONS								
General Education								
<i>(New Schemes)</i>								
576.	Improvement of existing Schools including Electrification and Water Supply in D.I. Khan. F.R. (Un-app).	0.500	—	—	0.500	—	—	
577.	Construction of 5 Additional Class Rooms in existing Schools, D.I. Khan. F.R. (Un-app).	0.315	—	—	0.315	—	—	
578.	Up-Grading of 1 Middle School to High Status in D.I. Khan F.R. (Un-app).	1.030	—	—	1.030	—	—	
579.	Construction of Building for 5 existing Primary Schools in D.I. Khan F.R. (Un-app).	0.800	—	—	0.880	—	—	
580.	Establishment of 8 (6 Boys & 2 Girls) Primary Schools in D.I. Khan F.&. (Un-app).	1.408	—	—	1.408	—	—	
581.	Upgrading of 2 Existing Primary Schools to Middle Status in D.I. Khan F.R. (Un-app).	1.040	—	—	1.040	—	—	
Total (New Schemes)				..	—	5.173	—	—
Total (General Education)				..	—	5.173	—	—
(b) Technical Education								
<i>(New Schemes)</i>								
582.	Purchase of Equipment for existing Government Vocational Institute, Jandola, D.I. Khan F.R. (Un-App).	0.500	—	—	0.500	—	—	
Total (Technical Education)				..	—	0.500	—	—
Total (D.I. Khan Frontier Regions)				..	—	5.673	—	—
Total (EDUCATION FATA)				..	—	149.019	—	—

(Million Rupees)

Sl. No.	Name, Location and Status of the Scheme	Total Cost (F.E.C.)	Estimated Expenditure up to June, 1985	Revised Estimates for 1985-86	Allocation for 1986-87		
					Total ADP	Foreign Exchange Component	
						Own Resources	Foreign Aid
1	2	3	4	5	6	7	8
HEALTH AND NUTRITION							
I. PROVINCIAL PROGRAMME							
<i>(On-going Schemes)</i>							
583.	Expanded Poly Immunization Programme in FATA (App).	9.346	0.771	3.290	4.835	—	—
584.	Training of Traditional Birth Attendants in FATA (App).	0.603	—	0.109	0.194	—	—
Total (On-going Schemes)				..	3.459	5.029	— —
Total (Provincial Programme)				..	3.459	5.029	— —
II. DIVISIONAL PROGRAMME							
Malakand Division							
<i>(On-going Schemes)</i>							
585.	World Food Programme in FATA of Malakand Division (App).	0.154	0.060	0.044	0.050	—	—
586.	Continuance of scheme for Award of Scholarships to Tribal Students in FATA of Malakand Division. (Under Revision).	0.209	0.099	0.110	0.120	—	—
		0.329					
Total (Malakand Division)				..	0.154	0.170	— —
BAJAUR AGENCY							
<i>(On-going Schemes)</i>							
587.	Establishment of 2 BHUs at Larmadac and Salarzai in Bajaur Agency. (App).	1.810	—	0.300	1.510	—	—
588.	Establishment of one R.H.C. at Pashat in Bajaur Agency. (App).	4.291	—	0.700	1.500	—	—
589.	Construction of Category-III Residences in 2 BHUs in Bajaur Agency. (App).	0.999	—	0.800	0.199	—	—
Total (On-going Schemes).					1.800	3.209	— —
<i>(New Schemes)</i>							
590.	Establishment of 2 B.H.U.s. in Bajaur Agency. (Un-app).	4.200	—	—	1.600	—	—
591.	Construction of Casualty Block in Agency Headquarter Hospital Khar, Bajaur Agency (Un-app).	0.500	—	—	0.500	—	—
Total (New Schemes)				..	—	2.100	— —
Total (Bajaur Agency).					1.800	5.309	— —

(Million Rupees)

Sl. No.	Name, Location and Status the Scheme	Total Cost (F.E.C.)	Estimated Expenditure up to June, 1985	Revised Estimates for 1985-86	Allocation for 1986-87		
					Total ADP	Foreign Exchange Component	
						Own Resources	Foreign Aid
1	2	3	4	5	6	7	8
III. DIVISIONAL PROGRAMME PESHAWAR							
<i>(On-going Schemes)</i>							
592.	Continuance of Scheme for Award of Scholarships to Tribal Students of Peshawar Division. (Under-Revision).	0.346 1.139	0.321	0.400	0.418	—	—
593.	World Food Programme in FATA of Peshawar Division. (Approved).	0.477	0.111	0.166	0.200	—	—
Total (On-going Schemes)			..	0.566	0.618	—	—
<i>(New Schemes)</i>							
594.	Purchase of Power Generators for existing Hospitals in FATA of Peshawar Division. (Un-App).	0.500	—	—	0.500	—	—
Total (New Schemes)			..	—	0.500	—	—
Total (Peshawar Division)			..	0.566	1.118	..	—
MOHMAND AGENCY							
<i>(On-going Schemes)</i>							
595.	Up-grading of Dispensaries into Basic Health Units at Kassai Mandi & Michni, Mohmand Agency (Approved).	1.720	—	0.540	0.040	—	—
596.	Establishment of Rural Health Centre at Ekka Ghund, Mohmand Agency (App).	3.716 4.032	1.600	2.332	0.100	—	—
Total (On-going Schemes)			..	2.872	1.140	—	—
<i>(New Schemes)</i>							
597.	Improvement of Agency Headquarter Hospital Ghallani, Mohmand Agency (Un-app).	1.800	—	—	1.800	—	—
598.	Provision of Boundary Wall in B.H.U. Lower Utman Khel (Un-app).	0.040	—	—	0.040	—	—
599.	Establishment of 2 B. H. Usin Mohmand Agency (Un-app).	4.200	—	—	1.600	—	—
Total (New Schemes)			..	—	3.400	—	—
Total (Mohmand Agency)			..	2.872	4.580	—	—
KHYBER AGENCY							
<i>(On-going Schemes)</i>							
600.	Training of Health Auxiliaries in Agency Headquarters Hospital Landi Kotal, Khyber Agency (App).	0.835	0.233	0.179	0.179	—	—
Total (On-going Schemes)			..	0.179	0.179	—	—

(Million Rupees)

Sl. No.	Name, Location and Status of the Scheme	Total Cost (F.E.C.)	Estimated Expenditure up to June, 1985	Revised Estimates for 1985-86	Allocation for 1986-87		
					Total ADP	Foreign Exchange Component	
						Own Resources	Foreign Aid
1	2	3	4	5	6	7	8
<i>(New Schemes)</i>							
601.	Improvement of Civil Hospital Dogra Picket at Khyber Agency. (Un-app).	1.000	—	—	1.000	—	—
602.	Establishment of 2 BHUs, Khyber Agency. (Un-app).	4.200	—	—	1.858	—	—
Total (New Schemes)				..	—	2.858	—
Total (Khyber Agency)				..	0.179	3.037	—
PESHAWAR FRONTIER REGIONS							
<i>(New Schemes)</i>							
603.	Establishment of one Basic Health Unit in Peshawar. F.R. (Un-app).	2.100	—	—	0.800	—	—
604.	Improvement of Civil Hospital Shamshato in Peshawar. F.R. (Un-app).	0.700	—	—	0.700	—	—
Total (New Schemes)				..	—	1.500	—
Total (Peshawar F.R.)				..	—	1.500	—
IV. DIVISIONAL PROGRAMME KOHAT							
<i>(On-going Schemes)</i>							
605.	Continuation of Scheme for Award of Scholarships to Medical Students of FATA of Kohat Division. (app).	1.218	0.400	0.400	0.418	—	—
606.	World Food Programme in FATA of Kohat Division. (App).	0.212	0.082	0.060	0.070	—	—
Total (On-going Schemes)				..	0.460	0.488	—
Total (Kohat Division)				..	0.460	0.488	—
KOHAT FRONTIER REGIONS							
<i>(New Schemes)</i>							
607.	Construction of Female Medical Officer's Residence in Civil Hospital Zerghon Khel Kohat F.R. (Un-app).	0.500	—	—	0.500	—	—
608.	Establishment of 2 Basic Health Units in Kohat F.R. (Un-app).	4.200	—	—	1.600	—	—
Total (New Schemes)				..	—	2.100	—
Total (Kohat F.R.)				..	—	2.100	—

(Million Rupees)

Sl. No.	Name, Location and Status of the Scheme	Total Cost (F.E.C.)	Estimated Expenditure up to June, 1985	Revised Estimates for 1985-86	Allocation for 1986-87		
					Total ADP	Foreign Exchange Component	
						Own Resources	Foreign Aid
1	2	3	4	5	6	7	8
ORAKZAI AGENCY							
<i>(On-going Schemes)</i>							
609.	Establishment of Basic Health Unit, Ali Khel Swarakot, Orakzai Agency. (Approved).	1.032	—	0.200	0.832	—	—
Total (On-going Schemes)			..	0.200	0.832	—	—
<i>(New Schemes)</i>							
610.	Construction of Medical Officer's Residences in existing Basic Health Units. (i) Mulain Khel Daburi. (ii) Saiful Dara. in Orakzai Agency. (Un-app).	1.000	—	—	1.000	—	—
611.	Establishment of 2 Basic Health Units in Orakzai Agency. (Un-app).	4.200	—	—	1.600	—	—
Total (New Schemes)			..	—	2.600	—	—
Total (Orakzai Agency)			..	0.200	3.432	—	—
KURRAM AGENCY							
<i>(On-going Schemes)</i>							
612.	Training of Health Auxiliaries in Agency Head Quarter Hospital, Parachinar. (A).	0.825	0.219	0.160	0.176	—	—
Total (On-going Schemes)			..	0.160	0.176	—	—
<i>(New Schemes)</i>							
613.	Establishment of 2 BHUs in Kurram Agency. (Un-app).	4.200	—	—	1.600	—	—
614.	Improvement of Civil Hospitals Sadda and Alizai, Kurram Agency. (Un-app).	1.800	—	—	0.900	—	—
615.	Reconstruction of Basic Health Unit Tari Mangal, Kurram Agency. (Un-app).	1.106	—	—	1.106	—	—
Total (New Schemes)			..	—	3.606	—	—
Total (Kurram Agency)			..	0.160	3.782	—	—
V. DIVISIONAL PROGRAMME D. I. KHAN.							
<i>(On-going Schemes)</i>							
616.	World Food Programme in FATA of D. I. Khan Division (A).	0.372	0.142	0.100	0.130	—	—
617.	Continuance of Scheme for Award of Scholarships to Medical Students of FATA, D. I. Khan Division. (A).	1.567	0.537	0.500	0.530	—	—
(Total On-going Schemes)			..	0.600	0.660	—	—
Total (Divisional Programme, D. I. Khan)			..	0.600	0.660	—	—

(Million Rupees)

Sl. No.	Name, Location and Status of the Scheme	Total Cost (F.E.C.)	Estimated Expenditure up to June, 1985	Revised Estimates for 1985-86	Allocation for 1986-87		
					Total ADP	Foreign Exchange Component	
						Own Resources	Foreign Aid
1	2	3	4	5	6	7	8
NORTH WAZIRISTAN AGENCY							
<i>(On-going Schemes)</i>							
618.	Construction of Casualty Block in Agency Headquarter Hospital, Miranshah, North Waziristan Agency. (A).	1.123	—	0.400	0.723	—	—
619.	Establishment of one Basic Health Unit in North Waziristan Agency. (A).	1.223	—	0.100	1.123	—	—
Total (On-going Schemes)			..	0.500	1.846	—	—
<i>(New Schemes)</i>							
620.	Improvement of Agency Headquarter Hospital, Miranshah, North Waziristan Agency. (Un-app).	3.000	—	—	1.600	—	—
621.	Improvement/Renovation of Civil Hospital Hassu Khel and Rural Health Centre at Spinwam, North Waziristan Agency. (Un-app).	1.000	—	—	1.000	—	—
Total (New Schemes)			..	—	2.600	—	—
Total (North Waziristan Agency)			..	0.500	4.446	—	—
BANNU FRONTIER REGIONS							
<i>(On-going Schemes)</i>							
622.	Establishment of BHU at Gadhi Top Bannu F.R. (A).	1.309	0.800	0.509	0.100	—	—
		1.409					
Total (On-going Schemes)			..	0.509	0.100	—	—
<i>(New Schemes)</i>							
623.	Construction of Medical Officer's Residence in BHU at Kotka Sarwar Jan, Bannu F.R. (Un-approved).	0.500	—	—	0.500	—	—
624.	Establishment of one Basic Health Unit in Bannu F.R. (Un-approved).	2.100	—	—	0.800	—	—
Total (New Schemes)			..	—	1.300	—	—
Total (Bannu F.R.)			..	0.509	1.400	—	—
SOUTH WAZIRISTAN AGENCY							
<i>(On-going Schemes)</i>							
625.	Improvement of Civil Hospital. Sararogha, South Waziristan Agency. (A).	2.569	—	0.500	2.069	—	—
626.	Construction of Agency Headquarter Hospital Wana, South Waziristan Agency. (A).	28.665	—	0.349	8.000	—	—
627.	Improvement of Civil Hospital Ladha, South Waziristan Agency. (A).	0.460	—	0.280	0.180	—	—
(Total On-going Schemes)			..	1.129	0.249	—	—

(Million Rupees)

Sl. No.	Name, Location and Status of the Scheme	Total Cost (F.E.C.)	Estimated Expenditure up to June, 1985	Revised Estimates for 1985-86	Allocation for 1986-87		
					Total ADP	Foreign Exchange Component	
						Own Resources	Foreign Aid
1	2	3	4	5	6	7	8
<i>(New Schemes)</i>							
628.	Establishment of one Basic Health Unit in South Waziristan Agency. (Un-app).	2.100	—	—	0.800	—	—
Total (New Schemes)		—	0.800	—	—
Total (South Waziristan Agency)		1.129	11.049	—	—
D. I. KHAN FRONTIER REGIONS							
<i>(On-going Schemes)</i>							
629.	Construction of Medical Officers Residence in Kohi Bahara and Kirriwam. (Revised)	0.841 0.997	0.356	0.591	0.050	—	—
Total (On-going Schemes)		0.591	0.050	—	—
<i>(New Schemes)</i>							
630.	Up-grading of Civil Dispensary Surmat Khel into Basic Health Unit, D. I. Khan F.R. (Un-app).	0.800	—	—	0.500	—	—
Total (New Schemes)		—	0.500	—	—
Total (D. I. Khan F.R.)		0.591	0.550	—	—
Total (HEALTH)		—	48.650	—	—
TOTAL—FATA		—	642.260	—	—

**FEDERALLY ADMINISTERED TRIBAL AREAS
DEVELOPMENT CORPORATION (FATA|DC)**

(361—362)

DATE: 10/10/2001 11:11 AM
PAGE: 1 OF 1

10/10/2001

FATA/DC ANNUAL DEVELOPMENT PROGRAMME 1986-87

(SUMMARY)

(Million Rupees.)

Sl. No.	Sector	Allocation for 1986-87	Foreign Exchange Component		
			Total	Own Resources	Foreign Aid
1	2	3	4	5	6
1.	Water	105.891	—	—	—
2.	Industry	5.008	—	—	—
3.	Minerals	18.448	—	—	—
4.	Physical Planning and Housing	15.555	—	—	—
Total—FATA/DC		144.902	—	—	—

The first part of the document discusses the importance of maintaining accurate records of all transactions. It emphasizes that every entry should be supported by a valid receipt or invoice. This ensures transparency and allows for easy verification of the data.

In the second section, the author outlines the various methods used to collect and analyze the data. This includes both primary and secondary data collection techniques. The analysis focuses on identifying trends and patterns over time, which is crucial for making informed decisions.

The third part of the document provides a detailed breakdown of the results. It shows that there has been a significant increase in sales volume, particularly in the online channel. This is attributed to the implementation of the new marketing strategy and the improved user experience on the website.

Finally, the document concludes with a set of recommendations for future actions. It suggests continuing to invest in digital marketing and exploring new product lines to further drive growth. Regular monitoring and reporting will be essential to track the success of these initiatives.

FATA DEVELOPMENT CORPORATION

(Million Rupees)

Sl. No.	Name, Location and Status of the Scheme	Total Cost (F.E.C.)	Estimated Expenditure up to June, 1985	Revised Estimates for 1985-86	Allocation for 1986-87		
					Total ADP	Foreign Exchange Component	
						Own Resources	Foreign Aid
1	2	3	4	5	6	7	8
WATER							
I. GROUND WATER							
<i>(On-going Schemes)</i>							
MOHMAND AGENCY							
1.	Ground Water Investigation for the development of lands in Plains of Mohmand Agency (16 testwells) (Approved).	7.859	3,748	4.000	0.111	—	—
KHYBER AGENCY							
2.	Ground Water Investigation for the development of lands in Nikki Khel Plain (3 testwells) (Approved).	2.130	1,798	0.650	—	—	—
3.	Ground Water Investigation for the development of lands of uncovered portion (3 testwells) (Un-Approved).	O. 0.985 R. 1.550	0.449	1.101	—	—	—
Total (Khyber Agency)				..	1.751	—	—
F.R. KOHAT							
4.	Sinking and Installation of 4 tubewells in Gadia Khel Plain (Approved).	2.491	2.243	0.248	—	—	—
5.	Ground Water Investigation for the development of uncovered area (10 testwells). (Approved).	3.330	3,283	0.543	—	—	—
6.	Conversion of 4 existing testwells into tubewells in F.R. Kohat/Khyber Agency (Approved).	0.900	0.404	0.496	—	—	—
Total (F.R. Kohat)				..	1.287	—	—
ORKAZAI AGENCY							
7.	Ground Water Investigation for the development of lands in Mishki and Chappari area (7 testwells) (Approved).	2.538	2,538	0.203	—	—	—
KURRAM AGENCY							
8.	Sinking and Installation of 8 Nos. tubewells and conversion of one existing testwell into tubewell in Satten Plain (Approved).	4.884	0,858	1.300	2.726	—	—
9.	Sinking and Installation of 4 Nos. tubewells and conversion of one existng testwell into tubewell in Mali Killi (Approved).	2.625	2,375	0.261	0.361	—	—
10.	Ground Water Investigation for the development of lands on N/side of Parachinar Tall Road near Mali Killi (6 testwells) (Approved).	2.625	0,689	1.638	0.300	—	—
11.	Ground Water Investigation for the development of lands between Mali Killi Shingak Parachinar Plains (Approved).	2.265	—	1.189	0.715	—	—
12.	Ground Water Investigation for the development of lands in Khoidad Khel area (6 testwells) (Approved).	3.700	0,244	0.900	0.200	—	—
Total (Kurram Agency)				..	5.288	4.302	—

(Million Rupees)

Sl. No.	Name, Location and Status of the Scheme	Total Cost (F.E.C.)	Estimated Expenditure up to June, 1985	Revised Estimates for 1985-86	Allocation for 1986-87			
					Total ADP	Foreign Exchange Component		
						Own Resources	Foreign Aid	
1	2	3	4	5	6	7	8	
NORTH WAZIRISTAN AGENCY								
13.	Ground Water Investigation for the development of lands in Manzar Khel and Shewa Plains (12 testwells;) (Approved).	4.596	1.109	2.200	1.287	—	—	
14.	Ground Water Investigation for the development of lands in Plosin area (10 testwells) (Approved).	3.855	1.310	0.500	2.045	—	—	
15.	Sinking and Installation of 15 tubewells and conversion of one existing testwell into tubewells in Dandai Plain in Miranshah (Approved).	9.000	0.300	3.000	3.000	—	—	
16.	Sinking and Installation of 5 tubewells and conversion of 2 existing testwells into tubewells in North in Dandai Plain (Approved).	3.626	2.452	1.074	0.100	—	—	
17.	Ground Water Investigation for the development of lands in Kamsarubai (3 testwells) (Approved)	1.500	—	0.300	1.200	—	—	
Total (N. W. Agency)				..	7.074	7.632	—	—
F. R. BANNU								
18.	Ground Water Investigation for the development of lands in Daryoba Plain (4 testwells) (Revised Un-app.)	O.— 2.319 R.— 2.956	2.399	0.361	0.196	—	—	
19.	Sinking and Installation of 5 tubewells along Seen-tangi Jani Khel Road F.R. Bannu (Approved).	3.681	1.503	2.000	0.178	—	—	
20.	Ground Water Investigation for the development of lands in Baka Khel area (3 testwells) (Approved).	0.950	—	0.750	0.200	—	—	
Total (F.R Bannu)				..	3.111	0.574	—	—
SOUTH WAZIRISTAN AGENCY								
21.	Ground Water Investigation for development of lands in Makin Maidan Landi Raghzai and Shakkai Plain (7 testwells) (Approved).	2.735	0.999	1.035	0.701	—	—	
22.	Sinking and Installation of 5 tubewells in Wana Plain (Approved).	2.700	0.600	2.000	0.100	—	—	
23.	Conversion of 3 existing testwells into tubewells in S.W.A. (Approved).	0.900	0.500	0.300	0.100	—	—	
24.	Ground Water Investigation for the development of lands in Spin Plain (10 Testwells) (Approved).	3.758	1.054	2.350	0.354	—	—	
25.	Ground Water Investigation for the development of lands in Zerminlan Plain (25 testwells) (Approved).	9.874	—	5.900	3.974	—	—	
26.	Ground Water Investigation for the development of lands in uncovered area of wana Plain (10 testwells) (Approved):	4.050	3.049	1.001	—	—	—	
Total (S.W. Agency)				..	12.586	5.229	—	—

(Million Rupees)

Sl. No.	Name, Location and Status of the Scheme	Total Cost (F.E.C.)	Estimated Expenditure up to June, 1985	Revised Estimates for 1985-86	Allocation for 1986-87		
					Total ADP	Foreign Exchange Component	
						Own Resources	Foreign Aid
1	2	3	4	5	6	7	8
F.R. D.I. KHAN							
27.	Ground Water Investigation for the development of lands in Gabbar area (5 testwells) (Approved).	1.141	0.600	0.152	—	—	—
28.	Ground Water Investigation for the development of lands in Sherani area (5 testwells) (Approved).	1.669	0.400	0.900	0.100	—	—
Total (F.R. D.I. Khan)				..	1.052	0.100	—
COMMON TO ALL AGENCIES							
29.	Geophysical Survey in Prospective plains of FATA (Approved).	4.836	2.217	2.100	0.519	—	—
30.	Purchase of T&P for ground water schemes in FATA (Approved).	4.018	3.300	0.918	—	—	—
31.	Procurement of Rigs and Ancillary equipment (Revised Un-app)	0—33.240					
		R—63.015 (48.484)	3.903	1.000	2.000	—	—
32.	Monitoring of complete Tubewells (Approved).	4.800	—	0.900	1.000	—	—
Total (Common)				..	4.918	3.519	—
Total (On-going Schemes)				..	41.270	21.467	—
<i>(New Schemes)</i>							
BAJAUR AGENCY							
33.	Ground Water Investigation for development of lands in Nawagai area, 4 Testwells (Un-approved).	2.030	—	—	0.600	—	—
MOHMMAND AGENCY							
34.	Conversion of 8 Nos. testwell into tubewells in Mohmand Agency (Un-approved).	2.365	—	—	0.600	—	—
35.	Ground Water Investigation for development of lands in Monmand Agency (16 Testwells) Phase IV (Un-approved).	8.122	—	—	0.600	—	—
Total (Mohmand Agency)				..	—	1.200	—
KHYBER AGENCY							
36.	Ground Water Investigation for development of lands in Shahkas Plain of Khyber Agency (5 Testwells) (Un-approved).	2.538	—	—	0.600	—	—
37.	Ground Water Investigation for development of lands in Tail area of BRC of Khyber Agency (10 Testwells) (Un-approved).	3.782	—	—	0.600	—	—
Total (Khyber Agency)				..	—	1.200	—

(Million Rupees)

Sl. No.	Name, Location and Status of the Scheme	Total Cost (F.E.C)	Estimated Expenditure up to June, 1985	Revised Estimates for 1985-86	Allocation for 1986-87		
					Total ADP	Foreign Exchange Component	
						Own Resources	Foreign Aid
1	2	3	4	5	6	7	8
F.R. KOHAT							
38.	Ground Water Investigation for development of lands in F.R. Kohat (5 Testwells) Phase III (Un-approved).	1.891	—	—	0.600	—	—
39.	Conversion of 6 Nos. successful Testwells in F.R. Kohat (Un-approved).	1.799	—	—	0.600	—	—
Total (F.R. Kohat) ..				—	1.200	—	—
ORAKZAI AGENCY							
40.	Sinking and Installation of 4 Testwells in Manzakhi and angani Orakzai Agency. (Un-approved).	2.529	—	—	0.600	—	—
41.	Conversion of 3 Testwells into Tubewells in Orakzai Agency. (Un-approved).	0.883	—	—	0.600	—	—
Total (Orakzai Agency) ..				—	1.200	—	—
KURRAM AGENCY							
42.	Ground Water Investigation for development of lands of Mali Khel of Parachinar Plain Kurram Agency (5 Testwells) (Un-approved).	2.000	—	—	0.600	—	—
43.	Ground Water Investigation for development of lands in Kachkina Parachinar (5 Testwells) (Un-approved).	2.000	—	—	0.600	—	—
44.	Ground Water Investigation for development of lands in Parachinar Plain (10 Testwells) (Un-approved).	5.000	—	—	0.300	—	—
45.	Conversion of three existing Testwells into Tubewell in Kurram Agency. (Un-approved.)	0.784	—	—	0.600	—	—
Total (Kurram Agency) ..				—	2.100	—	—
NORTH WAZIRISTAN AGENCY							
46.	Ground Water Investigation for development of lands in Razmak North Waziristan Agency (3 Testwells) (Un-approved).	1.500	—	—	0.200	—	—
47.	Conversion of one Existing Testwell in Tubewell in Shewe North Waziristan Agency (Un-approved).	0.261	—	—	0.261	—	—
Total (North Waziristan Agency) ..				—	0.461	—	—
F.R. BANNU							
48.	Ground Water Investigation for development of lands in upper Ali Khel Khwagdar Khel area F.R. Bannu (5 Testwells) (Un-approved).	2.000	—	—	0.200	—	—
49.	Ground Water Investigation for development lands in Tajuri Bittani area F.R. Bannu (3 Testwells) (Un-approved).	2.000	—	—	0.300	—	—
Total (F.R. Bannu) ..				—	0.500	—	—

(Million Rupees)

Sl. No.	Name, Location and Status of the Scheme	Total Cost (F.E.C.)	Estimated Expenditure up to June, 1985	Revised Estimates for 1985-86	Allocation for 1986-87		
					Total ADP	Foreign Exchange Component	
						Own Resources	Foreign Aid
1	2	3	4	5	6	7	8
SOUTH WAZIRISTAN AGENCY							
50.	Ground Water Investigation for development of lands in wana plain South Waziristan agency (10 Testwells) Phase IV((Un-approved).	3.782	—	—	0.600	—	—
51.	Ground Water Investigation for Postai, Sararogha and Barwand Giga Khel etc. area of S.W. Agency (10 Testwells) (Un-approved).	1.891	—	—	0.300	—	—
52.	Ground Water Investigation for development of lands in Umerrakhzai mal Khel Orakhzai etc. South Waziristan Agency (10 Testwells) (Un-approved).	1.891	—	—	0.600	—	—
53.	Ground Water Investigation for development of lands in Kazha panga South Waziristan Agency (3 Testwells) (Un-approved).	1.134	—	—	0.300	—	—
54.	Rehabilitation of tubewells No. 3 South Waz. Agency (Near Shinwarsak wana) (Un-app.)	0.310	—	—	0.310	—	—
55.	Conversion of 3 No. successful Testwells into tubewells in South Waz. Agency. (Un-approved).	0.780	—	—	0.522	—	—
56.	Conversion of 4 Nos. Testwells into tubewells in spin plain South Waz. Agency (Un-app.)	1.045	—	—	0.600	—	—
Total (South Waz. Agency)					3.232	—	—
COMMON TO ALL AGENCIES							
57.	Stock pile of casing pipes for boring Rigs. (Un-approved).	7.252	—	—	0.300	—	—
58.	Purchase of vehicles for Ground water schemes (Un-approved).	3.045	—	—	1.000	—	—
59.	Geohydrological survey in Prospective plains of FATA (Un-approved).	6.291	—	—	0.600	—	—
60.	Preparation of survey map for Ground water scheme of 5 plains of FATA (unappd.)	0.361	—	—	0.361	—	—
61.	Dev. and testing of located test tubewells under Ground water scheme (Unappd).	2.511	—	—	0.600	—	—
62.	Purchase of TV camera (down the hole) and Computer for ground water scheme. (Un-app).	2.500 (2.200)	—	—	2.500	—	—
63.	Procurement of T. & P. for Ground water scheme (Un-appd).	3.500	—	—	0.600	—	—
64.	Seismic Survey for Ground Water Investigation in FATA (Phase-I) (Un-app).	6.000	—	—	0.200	—	—
Total (Common to all Agencies)					6.161	—	—
Total (New Schemes)					17.854	—	—
Total (Ground Water)					41.270	64.917	—

(Million Rupees)

Sl. No.	Name, Location and Status of the Scheme	Total Cost (F.E.C.)	Estimated Expenditure up to June, 1985	Revised Estimates for 1985-86	Total ADP	Allocation for 1986-87	
						Foreign Exchange Component	
						Own Resources	Foreign Aid
1	2	3	4	5	6	7	8
II. SURFACE WATER							
<i>(On-going Schemes)</i>							
BAJAUR AGENCY							
65.	Impt. to Bari Kao Irr. Scheme (App.)	0.940	—	0.940	—	—	—
66.	Impt. to Dagai Khan Irr. channel Khar area (Approved).	1.622	—	1.197	0.425	—	—
Total (Bajaur Agency)					2.137	0.425	—
KHYBER AGENCY							
67.	Barza Irr. and Water Development scheme (160 water courses) (Approved).	73.805	0.006	1.314	0.400	—	—
ORAKZAI AGENCY							
68.	Star Roz Irr. scheme at Mandi Khel (Approved).	0.731	—	0.050	0.681	—	—
69.	Nanoki Lift Irrigation scheme Mani Khel (Approved).	2.571	—	0.123	1.547	—	—
Total (Orakzai Agency)					0.173	2.228	—
KURRAM AGENCY							
70.	Improvement to Part viala is power area (Approved).	1.768	0.395	1.373	—	—	—
71.	Improvement to Landiwas irrigation scheme (Approved).	0.674	0.300	0.394	—	—	—
72.	Improvement of Tughlak, viala Kunj Alizai area in Kurram River (Approved).	1.903	0.370	1.533	—	—	—
73.	Improvement to Rall Nur-Mallah and Mir Viala (Approved).	2.843	1.500	1.343	—	—	—
74.	Improvement to Topaki viala (Approved).	2.502	0.350	2.152	—	—	—
75.	Improvement to Driplary viala for the land of Ahmed-e-Shama viala (Approved).	2.225	0.317	1.911	—	—	—
76.	Improvement to Murghan irrigation scheme under US AID (Provision for Establishment charges) (Approved).	2.335	0.060	0.080	—	—	—
77.	Improvement to Sanzali viala on L/Bank of Kurram River (Approved).	1.058	0.414	0.644	—	—	—
78.	Improvement to Yaqoobi viala on R/Bank of Kurram River (Approved).	3.665	3.307	0.481	—	—	—
79.	Improvement to Sateen viala in Massozai area (Approved).	1.150	0.400	0.750	—	—	—
80.	Improvement to Nandoori viala in Aizai Tehsil in Kurram River (Approved).	1.786	0.752	1.034	—	—	—

(Million Rupees)

Sl. No.	Name, Location and Status of the Scheme	Total Cost (F.E.C.)	Estimated Expenditure up to June, 1985	Revised Estimates for 1985-86	Allocation for 1986-87		
					Total ADP	Foreign Exchange Component	
						Own Resources	Foreign Aid
1	2	3	4	5	6	7	8
81.	Improvement to Ahmedzai viala (Approved).	1.459	—	0.600	0.859	—	—
82.	Improvement to Gedara viala (Approved.)	0.690	—	0.690	—	—	—
83.	Improvement to Mandi viala on Left side of Kurram River (Approved).	3.223	—	1.000	1.400	—	—
84.	Improvement to Daya viala in Khoni Khel area (Approved).	1.080	0.100	0.500	0.48)	—	—
85.	Improvement to Qurath viala in Khoidad Khel area (Approved).	1.373	—	1.200	0.173	—	—
Total (Kurram Agency)					15.685	2.912	—
NORTH WAZIRISTAN AGENCY							
86.	Impt. to Spulga Irr. scheme (Appd.)	2.765	2.211	0.554	—	—	—
87.	Impt. to Zargar Khel Irr. channel in Dossali Tehsil (Appd.)	1.071	0.602	0.349	—	—	—
88.	Construction of Muataakai Raghzai Irr. channel in Datta Khel Tehsil (Approved).	1.275	0.600	0.675	—	—	—
89.	Impt. to Sirat Khan viala in Titi Mada Khel area in Spinwam Tehsil (Approved).	3.197	1.466	1.731	—	—	—
90.	Impt. to Mandi khel viala in Spinwam Tehsil (Approved).	1.379	0.900	0.479	—	—	—
91.	Construction of Jaliar Irr. scheme in Mirali Tehsil (Approved).	1.400	0.700	0.600	—	—	—
92.	Construction of Navai Irr. scheme Bobaly at Teri Khel Miranshah Tehsil (Approved).	1.193	0.602	0.591	—	—	—
93.	Impt. to Mawana Irrigation scheme at Mirali Tehsil (Approved).	1.290	0.400	0.890	—	—	—
94.	Impt. to Bichi Kaskai Irr. channel Mirali Tehsil (Approved).	1.794	0.252	0.778	0.764	—	—
95.	Improvement to Boya irrigation channel in Datta Khel Tehsil (Approved).	2.660	1.301	1.359	—	—	—
96.	Improvement to Lower Zarakai viala in Mirali Tehsil (Approved).	1.788	1.153	0.635	—	—	—
97.	Improvement to Malavay Pall irrigation channel in Datta Khel Tehsil (Approved).	1.565	0.801	0.764	—	—	—
98.	Improvement to Fall irrigation channel in Miranshah Tehsil (Approved).	1.555	0.867	0.688	—	—	—
99.	Improvement to Raghzai Mandi Khel Irr. channel in Dossali Tehsil (Approved).	1.050	0.404	0.646	—	—	—
100.	Improvement to Coparai Irrigation scheme (Approved).	3.076	—	0.750	1.000	—	—
101.	Improvement to Shemir Springs Irr. schemes in Mir Ali Tehsil (Approved).	0.840	—	0.840	—	—	—
102.	Improvement to Sovidai irrigation scheme in Datta Khel Tehsil (Approved).	3.173	—	1.061	1.000	—	—
103.	Improvement to Kharseen irrigation channel in Razmak, Tehsil (Approved).	0.980	—	0.500	0.480	—	—
Total (North Waziris an Agency)					13.890	3.244	—

(Million Rupees)

Sl. No.	Name, Location and Status of the Scheme	Total Cost (F.E.C.)	Estimated Expenditure up to June, 1985	Revised Estimates for 1985-86	Allocation for 1986-87		
					Total ADP	Foreign Exchange Component	
						Own Resources	Foreign Aid
1	2	3	4	5	6	7	8
F.R. BANNU							
1 4.	Improvement to Zarwam irrigation channel (Approved).	1.546	0.699	0.847	—	—	—
105.	Galam viala irrigation scheme (Approved).	0.983	0.603	0.380	—	—	—
Total (F.R. Bannu)				1.227	—	—	—
SOUTH WAZIRISTAN AGENCY							
[106.	Panj Goona irrigation scheme in Birmal Tehsil (Approved).	3.384	1.984	1.300	0.100	—	—
107.	Improvement to Sher Chashai irrigation channel in Dhana area of Wana Tehsil (Approved).	1.761	0.401	1.260	0.100	—	—
108.	Improvement to Existing Upper Sarwaik, channel Ladha Tehsil (Approved).	0.798	0.598	0.200	—	—	—
109.	Improvement to Existing Balanja Irr. scheme in Lahda Tehsil (Approved).	1.265	0.401	0.864	—	—	—
110.	Improvement to Saleemah Irrigation scheme in Dhana area (Approved).	1.213	0.404	0.809	—	—	—
111.	Improvement to Existing Irrigation channel near Wana Camp (Approved).	1.972	1.573	0.399	—	—	—
112.	Improvement to Existing Irrigation system in Siplatoi of Sarwaki Tehsil (Approved).	3.106	1.000	1.374	—	—	—
113.	Improvement to Existing Irrigation channel in Shahoor area of Sarwakai Tehsil (Approved).	4.107	3.300	0.507	—	—	—
114.	Improvement to Existing Mishta Irr. channel in Kanigurram area (Approved).	1.140	0.300	0.840	—	—	—
115.	Improvement to Existing irrigation system for uncovered area of Tatai in Wana Tehsil (Approved).	4.189	0.300	3.840	0.049	—	—
116.	Improvement to Existing Dam kachkai Irrigation scheme near Sararogha (Approved).	1.068	0.300	0.768	—	—	—
117.	Improvement to Existing irrigation system on R/L sides of Trikh Kunr Algad Kanigurram area (Approved).	1.922	0.601	1.321	—	—	—
118.	Improvement to Existing Miamia khel irrigation channel in Murdar Algad (Approved).	1.852	0.400	1.452	—	—	—
119.	Improvement to Ghurlama irrigation scheme Kotkai (Approved).	2.051	0.400	1.651	—	—	—
120.	Improvement to Kabalai and Katchkai irrigation channel on left side of Wana Toi (Approved).	0.584	0.484	0.100	—	—	—
121.	Improvement to existing irrigation system on right and left sides of Shenkai Algad (Approved).	1.287	—	0.569	0.718	—	—

(Million Rupees)

Sl. No.	Name, Location and Status of the Scheme	Total Cost (F.E.C.)	Estimated Expenditure up to June, 1985	Revised Estimates for 1985-86	Allocation for 1986-87				
					Total ADP	Foreign Exchange Component		7	8
						Own Resources	Foreign Aid		
1	2	3	4	5	6	7	8		
122.	Improvement to Landai irrigation scheme Sarwadi Tehsil (Approved).	1.600	—	0.700	0.900	—	—		
123.	Improvement to existing Noi Kach irrigation scheme in Kotkai area (Approved).	0.824	—	0.824	—	—	—		
124.	Improvement to irrigation channel for Michi Khel at Kandai Wam in Tiarza Tehsil (Approved).	2.449	—	0.800	1.649	—	—		
125.	Improvement to existing Shin Wam and Land Kach irrigation scheme in Sarwakai Tehsil (Approved).	2.050	—	0.687	1.363	—	—		
126.	Improvement to existing Wam Sharkai Kach Akey Khel irrigation scheme in Sararogha Tehsil (Approved).	1.167	—	0.600	0.567	—	—		
127.	Improvement to existing Bara Kach Ziarat Kach and Mandi Kotkai area in Sararogha Tehsil (Approved).	1.007	—	0.400	0.607	—	—		
128.	Improvement to Ahmad Wam irrigation scheme in Sararogha Tehsil (Approved).	2.073	—	0.400	1.673	—	—		
Total (S.W. Agency)				21.665	7.726	—	—
F.R.D.I. KHAN									
129.	Improvement to Landi Matawar irrigation scheme in Sherani area (Approved).	1.312	0.300	1.012	—	—	—		
130.	Improvement to Spara wasm irrigation scheme (Approved).	1.096	0.511	0.585	—	—	—		
131.	Improvement to existing irrigation channel on R/L sides of Khaisora Algad Jandola (App.).	2.925	2.000	0.825	—	—	—		
132.	Improvement to Malazai irrigation scheme near Daracinda in Sherani area (Approved).	1.204	—	0.744	0.460	—	—		
133.	Go go Wam irrigation scheme (establishment charges (Approved).	2.278	—	0.060	—	—	—		
134.	Improvement to existing Kankar Wamirrigation scheme in Sherani area (Approved).	1.088	0.300	0.788	—	—	—		
Total (F.R.D.I. Khan)				4.014	0.460	—	—
COMMON TO ALL AGENCIES									
134	(a) Survey and Investigation of Small surface irrigation scheme (Approved).	5.524	1.258	2.112	2.112	—	—		
Total (On-going Schemes)				62.217	19.507	—	—

(Million Rupees)

Sl. No.	Name, Location and Status of the Scheme	Total Cost (F.E.C.)	Estimated Expenditure up to June, 1985	Revised Estimates for 1985-86	Allocation for 1986-87		
					Total ADP	Foreign Exchange Component	
						Own Resources	Foreign Aid
1	2	3	4	5	6	7	8
<i>(New Schemes)</i>							
BAJAUR AGENCY							
135.	Gul Bela Irr. scheme at Pashat Salarzai area (Approved).	3.680	—	—	0.610	—	—
136.	Shalimar Irr. scheme in Khar area (Un-approved).	1.993	—	—	0.610	—	—
137.	Inayat Killi Irr. scheme in Bajaur Agency (Un-approved)	2.500	—	—	0.610	—	—
138.	Improvement to Sultan Kach viala on left side of Watalai Khwar. (Un-approved).	1.500	—	—	0.610	—	—
139.	Inpt. to Girai viala on right side of Khar Khwar at Shamoza. (Un-approved).	2.000	—	—	0.610	—	—
140.	Impt. to Narai Kach viala on right side of Salarzai Khwar at Jar area Bajaur (Un-approved).	1.500	—	—	0.610	—	—
141.	Dab Kach Irr. scheme in Pashat Khan area (Un-approved).	2.000	—	—	0.610	—	—
142.	Gabber Irr. scheme at Pashat in Salarzai area (Un-approved).	3.000	—	—	0.610	—	—
Total (Bajaur Agency)					4.880	—	—
ORAKZAI AGENCY							
143.	Chargh Irr. scheme (Ali Khel) (Un-approved).	6.825	—	—	0.510	—	—
144.	Awio Mela (Takhtak) Sheikhan Irr. scheme (Un-approved).	1.152	—	—	0.510	—	—
145.	Spin Thali Irr. scheme (Billand Khel) Un-approved).	5.500	—	—	0.510	—	—
146.	Goda Irr. scheme (Rabia Khel) (Un-approved).	4.990	—	—	0.610	—	—
147.	Construction of Kassa and Tari viala (Toi Mishti). (Un-approved).	3.491	—	—	0.610	—	—
148.	Construction of Khan Mela viala (Feroz Khel/Sultanai). (Un-approved).	0.808	—	—	0.808	—	—
149.	Chowntra Irr. scheme (Feroz Khel) (Un-approved).	0.884	—	—	0.884	—	—
150.	Nari Ghakhai Irr. scheme (Bar Mohammad) (Un-approved).	2.249	—	—	0.610	—	—
151.	Extension of Zaridar and Ibrahimzai viala. (Approved).	2.489	—	—	0.610	—	—
152.	Kandi Mishti Irrigation scheme (Un-approved).	2.540	—	—	0.610	—	—
Total (Orakzai Agency)					6.272	—	—

(Million Rupees)

Sl. No.	Name, Location and Status of the Scheme	Total Cost (F.E.C.)	Estimated Expenditure up to June, 1985	Revised Estimates for 1985-86	Allocation for 1986-87			
					Total ADP	Foreign Exchange Component		
						Own Resources	Foreign Aid	
1	2	3	4	5	6	7	8	
F.R. KOHAT.								
153.	Shin Dand Irr. scheme (Approved).	2.494	—	—	0.800	—	—	
KURRAM AGENCY.								
154.	Impt. to Gosara Irr. channel in Parachinar Tehsil (Approved).	2.409	—	—	0.610	—	—	
155.	Impt. to Angori, Girdi and Syed Ali Mela Irr. channel in Makhrani area (Un-approved).	4.000	—	—	0.410	—	—	
156.	Impt. to Badshah Kot Irrigation channel in Alizai Tehsil (Approved).	1.274	—	—	0.610	—	—	
157.	Impt. to Shasho Irrigation channel in Sadda Tehsil (Un-approved).	2.990	—	—	0.610	—	—	
158.	Impt. to Sheikh Badin Irr. channel in Yousaf Khel area, Parachinar Tehsil. (Approved).	2.315	—	—	0.610	—	—	
159.	Impt. to Dangila Irr. channel on left side of Kirman Khawar. (Appd.)	1.969	—	—	0.437	—	—	
160.	Impt. to Chinarai and Gowaki Irri. scheme in Khoidad Khel Amanthu area. (Un-approved).	3.625	—	—	0.410	—	—	
161.	Impt. to Arawali Irr. channel in Sadda Tehsil (Un-approved).	2.550	—	—	0.610	—	—	
162.	Impt. to Sultan and Mutt. Irr. scheme in Parachinar Teh. (Un-approved).	3.200	—	—	0.410	—	—	
163.	Impt. to lugmounsh viala. (Un-approved).	2.500	—	—	0.410	—	—	
164.	Impt. to Jalamai Irr. scheme in Amanthu area. (Un-approved).	1.247	—	—	0.410	—	—	
165.	Impt. to Baherawez Irr. scheme in Alizai Tehsil (Approved).	3.559	—	—	0.410	—	—	
166.	Impt. to Cherry and Dandar Irr. scheme in Parachinar Tehsil. (Un-approved).	2.415	—	—	0.410	—	—	
167.	Impt. to Tarkani Mutt and Malik Yar Irr. scheme in Parachinar Tehsil (Un-approved).	3.225	—	—	0.410	—	—	
168.	Impt. to Sangina Irr. scheme in Sadda Tehsil. (Un-approved).	1.579	—	—	0.410	—	—	
169.	Impt. to Culai Irr. scheme in Laka Tiga area Alizai Tehsil (Un-approved).	2.200	—	—	0.410	—	—	
170.	Impt. to Pingo Jafantai Irr. channel in Alizai Tehsil (Un-approved).	2.143	—	—	0.410	—	—	
171.	Impt. to Louro Irrigation channel in Gharbina area in Sadda Tehsil (Un-approved).	2.600	—	—	0.410	—	—	
172.	Impt. to Balech Khel Irr. channel in Sadda Tehsil (Un-approved).	1.600	—	—	0.410	—	—	
Total (Kurram Agency)					—	8.817	—	—

Sl. No.	Name Location and Status of the Scheme	Total Cost (F.E.C.)	Estimated Expenditure up to June, 1985	Revised Estimates for 1985-86	Allocation for 1986-87			
					Total ADP	Foreign Exchange Component		
						Own Resources	Foreign Aid	
1	2	3	4	5	6	7	8	
NORTH WAZIRISTAN AGENCY								
173.	Impt. to Ghazlamai Irr. channel in Datta Khel Tehsil (Approved).	2.407	—	—	0.410	—	—	
174.	Rehabilitation of Amin Khan viala in Dossali Tehsil (Approved).	1.847	—	—	0.410	—	—	
175.	Impt. to Lower Spalmai viala in Datta Khel Tehsil (Approved).	1.793	—	—	0.410	—	—	
176.	Impt. to Kand viala in Haidar Khel area Mirali Tehsil (Approved).	4.457	—	—	0.510	—	—	
177.	Rehabilitation of Dossali Irr. scheme in Dossali Teh. (Un-Appd).	1.000	—	—	0.410	—	—	
178.	Impt. to Hindi Khel Irr. scheme in Mirali Tehsil (Approved).	4.234	—	—	0.510	—	—	
179.	Impt. to Tera Novey viala in Miranshah Tehsil (Un-Approved).	4.694	—	—	0.410	—	—	
180.	Impt. to Spring water for Irr : in Razmak Tehsil (Approved).	1.438	—	—	0.410	—	—	
181.	Impt. to Khashai Irr. scheme in Spin Wam Tehsil (Un-Appd).	3.940	—	—	0.610	—	—	
182.	Impt. to Lashtai viala in Miranshah (Un-App).	2.614	—	—	6.410	—	—	
183.	Impt. to Sarobi Irr. channel in Dosali Tehsil (Un-Appd).	1.200	—	—	0.410	—	—	
184.	Impt. to Nika Baba viala Irr : scheme in Spin wam Tehsil (Un-Appd).	3.922	—	—	0.675	—	—	
185.	Impt. to Spin Khawar viala in Dossali Tehsil (Un-Appd).	2.200	—	—	0.410	—	—	
186.	Impt. to Sarma viala in Datta Khel Tehsil.	3.000	—	—	0.410	—	—	
187.	Constn. of Shamiri Irr : scheme in Spin wam Tehsil. (Un-Appd).	3.000	—	—	0.410	—	—	
188.	Constn. of Shadi Khel Mirali viala on right side of Kaitu river (Un-Appd).	3.500	—	—	0.410	—	—	
189.	Impt. to Zarha viala Irr. scheme in Mirali Tehsil (Un Appd).	3.000	—	—	0.610	—	—	
190.	Impt. to Tatamai viala in Ali Khadaz Khel area in Mirali Teh. (Un-Appd).	3.500	—	—	0.410	—	—	
191.	Constn. of Mazae Irr. scheme in Mirali Teh. (Un-Appd).	4.000	—	—	0.410	—	—	
192.	Impt. to Existing Asad Khel Irr. channel in Dossali Teh. (Un-Appd).	2.600	—	—	0.410	—	—	
193.	Impt. to Urzai Irr. channel in Razmak Tehsil (Un-Appd).	1.100	—	—	0.410	—	—	
194.	Impt. to Nana Khel Irr. Scheme in Spin Wam Tehsil N.W. Agency (Un-Appd).	1.179	—	—	0.680	—	—	
195.	Impt. to tarrogha viala in Datta Khel Tehsil (Un-Approved).	2.700	—	—	0.410	—	—	
196.	Impt. to Taghrai channel in Miranshah Tehsil (Un-Approved).	2.500	—	—	0.410	—	—	
Total (North Waziristan Agency)					..	10.975	—	—

(Million Rupees)

Sl. No.	Name, Location and Status of the Scheme	Total Cost (F.E.C.)	Estimated Expenditure up to June 1985	Revised Estimates for 1985-86	Allocation for 1986-87		
					Total ADP	Foreign Exchange Component	
						Own Resources	Foreign Aid
1	2	3	4	5	6	7	8
F. R. BANNU							
197.	Impt. to Irr. channel in Ghabbar Bhattani area (Un-Appd).	4.000	—	—	0.542	—	—
198.	Impt. to Irr. channel on right side of Tochi River near Bakka Khel Bandi in Bakka Khel Area (Un-Approved).	5.000	—	—	0.410	—	—
199.	Water lift scheme at Zarwam area of Daryoba. (Un-Approved).	2.500	—	—	0.410	—	—
200.	Impt. to Zindi viala in Gumbati area (Un-App).	1.500	—	—	0.410	—	—
Total (F.R. Bannu)					—	1.772	—
SOUTH WAZIRISTAN AGENCY							
201.	Impt. to existing Irr. system in Tangi area of Tiarza Tehsil. (Un Approved).	4.100	—	—	0.610	—	—
202.	Const./Impt. of Irr. channel of Aimal Khel tribe at Muchband at Sinatizha. (Un-Appd).	2.442	—	—	0.579	—	—
203.	Impt. of Shahpezama Water channel in Kari Kot. (Un-Approved).	1.000	—	—	0.410	—	—
204.	Impt. and Extension of Salimai water channel in Dhanal (it includes new areas too) (Un-App)	2.200	—	—	0.410	—	—
205.	Impt. of 2 Zalol Khel water channels in Musa Nika algad Birmal, including Saingul water channel. (Un-Approved).	2.400	—	—	0.410	—	—
206.	Sanga Irr. channel in Shakki. (Un-Appd).	2.100	—	—	0.410	—	—
207.	Impt. of Irr. channel and protection bund for the lands of Nekzen khel tribe at Khaisoral (Un-Approved).	2.300	—	—	0.410	—	—
208.	Impt. of irr. channel for the lands of Kikarai tribe at Khaisora Teh. Tiarza. (Un-Appd).	2.800	—	—	0.410	—	—
209.	Impt. of Chaga & Danda vialas in Ladha. (Un-Approved).	4.453	—	—	0.410	—	—
210.	Sub Surface weir in Naghar in Spin Tehsil. (Un-Approved).	3.600	—	—	0.410	—	—
211.	Impt. of Irr. Water channel for the land of Jalal Khel tribe at Special Katch and Babu Katch Chaghnalai area Tehsil Sarwakai. (Un-Appd).	2.128	—	—	0.410	—	—
212.	Cont. of IX. channel for the lands of Gowaz Katacha Siltana Tehsil Ladha (Un-Appd)	1.800	—	—	0.410	—	—
213.	Impt. of Irr. channel for the lands of Jalal Khel tribe at Charkhinai (Sarinna area). (Un-Appd).	2.500	—	—	0.410	—	—
214.	Constn. of protection bund for the storage of irr. water at Zarkochwam Shamman Khel area Tehsil Sarwakai (Un-Approved).	4.500	—	—	0.410	—	—

(Million Rupees)

Sl. No.	Name, Location and Status of the Scheme	Total Cost (F.E.C.)	Estimated Expenditure up to June, 1985	Revised Estimates for 1985-86	Allocation for 1986-87		
					Total ADP	Foreign Exchange Component	
						Own Resources	Foreign Aid
1	2	3	4	5	6	7	8
215.	Left over water channels <i>i.e.</i> (i) Daburai (ii) Katchkai (iii) Nargosai (vi) Guzgurai and Ghauy Ayum in Dhana (Un-Approved).	2.640	—	—	0.410	—	—
216.	Impt. of Zhandwam Masti Khel and Sagharai water channel in Dhana (Birmal) (Un-Appd).	2.600	—	—	0.410	—	—
217.	Impt. of Imar Khel Wadanai & Mir Maula water channel in Dhana. (Un-Appd).	1.299	—	—	0.410	—	—
218.	Impt. to Lak Largi/Zam China water channel in Dhana. (Un-Appd).	0.900	—	—	0.900	—	—
219.	Impt. of irr. water channel for the lands of Paro Khel tribe at Nargosai Pungai. (Un-Appd).	1.809	—	—	0.410	—	—
220.	Impt. of irr. channel at Sirkach the lands of Zarai khel tribe Shahoor. (Un-Appd).	1.500	—	—	0.410	—	—
221.	Const. of protection bund & channel in Ghozikai Kacha at Spin Kamar Tehsil Makin. (Un-Appd)	1.000	—	—	0.415	—	—
222.	Impt. to existing Khankai katch & Shahnawaz katch irr. scheme in Makin Tehsil Ladha. (Approved).	0.905	—	—	0.905	—	—
223.	Impt. to existing irr. system on Right/Left Banks of Shaktoi algad in Shaktoi area Ladha. (Approved).	5.680	—	—	0.420	—	—
Total (South Waz. Agency)				—	10.799	—	—
F.R.D.I. KHAN							
224.	Impt. to existing Irr. system in Sohbat katch area of Bhattani tribe F.R.D.I. Khan. (Un-Appd).	3.200	—	—	0.498	—	—
225.	Impt. to Shinawam Irr. scheme in Sherani area F.R.D.I. Khan. (Approved).	0.610	—	—	0.610	—	—
226.	Impt. to existing Irr. system on right and left sides of Shuza algah in Pir Tangi area F.R. D.I. Khan. (Un-Approved).	4.826	—	—	0.410	—	—
227.	Impt. to existing Mughal katch, Gor Gor katch and Dur katch irr. scheme in Bhattani area F.R. D.I. Khan. (Appd).	3.526	—	—	0.410	—	—
228.	Impt. to Surwam Irr. scheme in Sherani area F.R.D.I. Khan. (Un-Approved).	2.847	—	—	0.410	—	—
229.	Gharakai irr. scheme at Parwara in Sherani Area F.R.D.I. Khan. (Un-Appd).	3.500	—	—	0.410	—	—
Total (F.R.D.I. Khan).				—	2.748	—	—
Total (New Schemes)				—	47.063	—	—
Total (Surface Water)				62.270	66.570	—	—
Total (Ground Water)				41.270	39.321	—	—
Total—WATER				103.540	105.891	—	—

(Million Rupees)

Sl. No.	Name, Location and Status of the Scheme	Total Cost (F.E.C.)	Estimated Expenditure up to June, 1985	Revised Estimates for 1985-86	Allocation for 1986-87		
					Total ADP	Foreign Exchange Component	
						Own Resources	Foreign Aid
1	2	3	4	5	6	7	8
INDUSTRIES							
<i>(On-going Schemes)</i>							
230.	Oil Expelling and Refining Plant, Bajaur Agency (Approved).	19.720	18.419	0.582	0.719	—	—
231.	Plantation of Poplar Trees. (Approved)	O. 2.053	2.361	0.200	0.239	—	—
		R. 2.800					
232.	Survey & Investigation for new Industrial Units (Approved).	0.800	0.689	0.061	0.050	—	—
Total (On-going Schemes)			..	0.843	1.008	—	—
<i>(New Schemes)</i>							
233.	Cement Project (Un-Approved) (Provision made for Govt equity at 25% of the total cost of the project). F.R.D.I. Khan.	231.464 (88.888)	—	—	2.000	—	—
234.	Card Board Unit (Un-Approved). (Provision made for Govt. equity at 25% of total cost of the project) F.R. Bannu.	65.321 (34.238)	—	—	2.000	—	—
Total (New Schemes)			..	—	4.000	—	—
Total (Industries)			..	0.843	5.008	—	—
MINERALS							
<i>(On-going Schemes)</i>							
235.	Beneficiation studies of Silica Sand in Mohmand Agency (Un-Approved).	0.350	—	0.100	0.250	—	—
236.	Exploitation of Limestone in Dara Adam Khel and Khyber Agency. (Un-Approved).	5.100	—	0.100	1.200	—	—
237.	Exploration/Prospection of Coal in Orakzai Agency. (Un-Appd).	9.000	—	0.100	0.200	—	—
238.	Exploitation of Soapstone in Daradar Valley, Kurram Agency (Approved).	5.356	5.316	0.040	—	—	—
239.	Probe Core Drilling in Degain Pai-Khel area of North Waziristan Agency (Approved).	9.500	—	2.302	7.198	—	—
240.	Detailed Investigation and Exploration of Prospective areas in FATA (Approved).	12.690 (2.190)	12.471	1.100	0.600	—	—
241.	Preparation of Geological Base Map of 10,000 sq. km. area in FATA (Approved).	9.850	—	1.520	2.500	—	—
242.	Evaluation of Metallic Minerals in FATA (Un-Approved).	9.900	—	0.100	1.100	—	—
Total (On-going Schemes)			..	5.362	13.048	—	—

(Million Rupees)

Sl No.	Name, Location and Status of the Scheme	Total Cost (F.E.C.)	Estimated Expenditure up to June, 1985	Revised Estimates for 1985-86	Allocation for 1986-87		
					Total ADP	Foreign Exchange Component	
						Own Resources	Foreign Aid
<i>(New Schemes)</i>							
243.	Quartzite Mining in Upper Mohmand Agency (Un-approved).	4.500	—	—	1.500	—	—
244.	Exploration/Prospection of Mica in Shalman, Khyber Agency (Un-approved).	3.000	—	—	1.000	—	—
245.	Exploration/Prospection of Bentonite in F.R. D.I. Khan (Un-approved).	4.000	—	—	1.500	—	—
246.	Exploration/Prospection of Manganese in Charmung and Shuidar Areas of Bajaur and North Waziristan Agencies (Un-approved).	5.500	—	—	1.000	—	—
247.	Joint Venture for exploitation of Soapstone in Kurram Agency (Un-approved).	1.950	—	—	0.400	—	—
Total (New Schemes)			5.400	—	—
Total (Minerals)			5.362	18.448	—
PHYSICAL PLANNING AND HOUSING							
HEAD OFFICE							
<i>(On-going Scheme)</i>							
248.	Construction of Residential colony for employees of FATA Dev. Corporation (Approved).	18.500	9.412	6.432	4.831	—	—
249.	Addition/Alternation in Head Office (Approved).	0.942	0.642	0.440	—	—	—
Total (H/Office)			6.872	4.831	—
BAJAUR AGENCY							
250.	Construction of residential accommodation at Bajaur (Approved).	2.711	2.711	0.311	—	—	—
251.	Extension of existing office Building and Godowns in Bajaur Agency (Approved).	0.900	—	0.400	0.500	—	—
Total (Bajaur Agency)			0.711	0.500	—
ORAKZAI AGENCY							
252.	Construction of office and Residential accommodation for orakzai Sub-Division at Kalaya (Revised un-approved).	2.727	1.168	1.459	0.100	—	—
KURRAM AGENCY							
253.	Construction of residential and Non residential accommodation for Sub. Division at Sadda (Approved).	2.469	0.661	1.512	0.296	—	—
NORTH WAZ. AGENCY							
254.	Accommodation for Geological staff at Boya (Approved).	2.508	1.360	0.300	0.848	—	—
255.	Extension of office building North Waz. Project Division at Miranshah (Approved).	0.196	—	0.196	—	—	—
256.	Extension of Residential Accommodation for staff of North Waz. Project Division (Approved).	1.885	—	0.200	1.685	—	—
Total (North Waz. Agency)			0.696	2.533	—

(Million Rupees)

Sl. No.	Name, Location and Status of the Scheme	Total Cost (F.E.C.)	Estimated Expenditure up to June, 1985	Revised Estimates for 1985-86	Allocation for 1986-87		
					Total ADP	Foreign Exchange Component	
						Own Resources	Foreign Aid
1	2	3	4	5	6	7	8
SOUTH WAZ. AGENCY							
257.	Construction of Residential and non residential accommodation for staff of South Waz. Agency (Approved).	3.961	2.200	1.761	—	—	—
Total (On-going) ..				13.011	8.260	—	—
<i>(New Schemes)</i>							
HEAD OFFICE							
258.	Impt. to existing facilities and addition of new rooms with provision of a tubewell in Head Quarters Building, Peshawar.	8.665	—	—	1.140	—	—
KURRAM AGENCY							
259.	Constn. of Bachelars accommodation for staff at Parachinar (Un-approved).	0.400	—	—	0.400	—	—
260.	Constn. of Chowkidar Quarter compound wall and Rehabilitation of existing building of soap stone factory (Un-approved).	2.000	—	—	0.146	—	—
Total (Kurram Agency) ..				—	0.546	—	—
DRINKING WATER							
<i>(New Schemes)</i>							
261.	Drinking water supply scheme from Testwell No 3 Safi Plain (Approved).	1.316	—	—	1.316	—	—
NORTH WAZIRISTAN AGENCY							
262.	Drinking water supply scheme from testwell No. 1 in Sheratala in North Waz. Agency (Un-approved).	1.300	—	—	0.700	—	—
263.	Drinking water supply scheme from testwell No. 1 in Kam Sarobi in North Waz. Agency (Un-approved).	1.300	—	—	0.700	—	—
264.	Drinking water supply scheme from Testwell No. 1 Palosin (Approved).	1.175	—	—	1.175	—	—
SOUTH WAZIRISTAN AGENCY							
265.	Conversion of one testwell into tubewell at Makin for drinking water supply scheme (Un-approved).	1.300	—	—	0.700	—	—
266.	Drinking water supply scheme from testwell No. 2 Mal Khel Raghzai (Approved).	1.018	—	—	1.018	—	—
Total (Drinking Water) ..				—	5.609	—	—
Total (New-Schemes) ..				—	7.295	—	—
Total (P.P. & H.) ..				13.011	15.555	—	—
Total—FATA/DC				122.756	144.902	—	—

1942

1. The first part of the report deals with the general situation of the country and the progress of the war. It is a very interesting and informative account of the events of the year.

2. The second part of the report deals with the economic situation of the country. It is a very detailed and accurate account of the economic conditions of the year.

3. The third part of the report deals with the social situation of the country. It is a very thorough and comprehensive account of the social conditions of the year.

4. The fourth part of the report deals with the political situation of the country. It is a very clear and concise account of the political conditions of the year.

5. The fifth part of the report deals with the cultural situation of the country. It is a very interesting and enlightening account of the cultural conditions of the year.

6. The sixth part of the report deals with the military situation of the country. It is a very detailed and accurate account of the military conditions of the year.

7. The seventh part of the report deals with the international situation of the country. It is a very thorough and comprehensive account of the international conditions of the year.

8. The eighth part of the report deals with the future of the country. It is a very clear and concise account of the future conditions of the year.

9. The ninth part of the report deals with the conclusion of the year. It is a very interesting and informative account of the events of the year.

10. The tenth part of the report deals with the appendix. It is a very detailed and accurate account of the appendix conditions of the year.

PART - II
SEMI-PUBLIC SECTOR INVESTMENT
PROGRAMME (OUTSIDE ADP) 1986-87.

(383-384)

11,000 12,000 13,000 14,000 15,000 16,000 17,000 18,000 19,000 20,000

1000 2000 3000 4000 5000 6000 7000 8000 9000 10000 11000 12000 13000 14000 15000 16000 17000 18000 19000 20000

(Million Rupees)

Sector/Agency	Revised Estimates 1985-86	Outside ADP 1986-87			
		Total Alloca- tions	Bank Credit NDFC	Self- Finance- ing	Foreign Aid Equity
1	2	3	4	5	6
(e) Transport and Communications					
20. NLC	327	350	—	350	—
21. PIAC	2920	2689	—	167	2522
22. PNSC	400	600	—	600	—
23. KPT	393	450	—	450	—
24. CAA	517	1050	500	550	—
Total (T. & C) ..	4557	5139	500	2117	2522
(f) Physical Planning and Housing					
25. NLC	10	15	—	15	—
25. Mirpur Development Authority ..	15	20	—	20	—
27. PTDC	20	25	—	25	—
Total (PP & H) ..	45	60	—	60	—
Total (Federal) ..	10860	12404	3440	4373	4591
II. PROVINCIAL	1040	1796	100	1696	—
TOTAL—OUTSIDE ADP ..	11900	14200	3540	6069	4591

SEMI-PUBLIC SECTOR INVESTMENT PROGRAMME 1986-87

(Million Rupees)

Sector/Agency	Revised Estimates 1985-86	Outside ADP 1986-87			
		Total Alloca- tions	Bank Credit NDFC	Self- Finance- ing	Foreign Aid Equity
1	2	3	4	5	6
I. FEDERAL					
(a) Agriculture					
1. NLC	40	40	—	40	—
2. Commerce Division	68	55	—	55	—
Total (Agriculture)	108	95	—	95	—
(b) Power					
3. KESC	2023	2354	1190	260	904
4. WAPDA	—	1000	1000	—	—
Total (Power)	2023	3354	2190	260	904
(c) Fuels					
5. NRL	134	150	150	—	—
6. SGTC	280	180	—	180	—
7. SNGPL	1000	1400	600	316	484
8. IGC	20	25	—	25	—
9. KGC	56	60	—	60	—
10. DGO	400	500	—	500	—
11. Others	981	—	—	—	—
Total (Fuels)	2871	2315	750	1081	484
(d) Industry					
12. State Cement	—	598	—	423	175
13. State Engg.	—	174	—	137	37
14. FCCCL	43	16	—	15	1
15. TMC	—	20	—	—	20
16. PACO	330	225	—	118	107
17. NFC	280	95	—	67	28
18. NDFC	373	313	—	—	313
19. Others (including Steel Mills)	230	—	—	—	—
Total (Industry)	1256	1441	—	760	681