

12565



27

FEDERAL GOVERNMENT
PUBLIC SECTOR DEVELOPMENT
PROGRAMME (REVISED)
1985-86

GOVERNMENT OF PAKISTAN
PLANNING COMMISSION

August, 1985

CONTENTS

PART I.—ANNUAL DEVELOPMENT PROGRAMME, 1985-86

A. SUMMARY TABLES :	PAGES
(i) Allocations by Development Sector	v
(ii) Broad Details by Development Sector	vi
(iii) Summary by Agencies	xi
(iv) Broad Details by Administrative Ministries/Divisions	xii
B. PRODUCTION SECTORS :	
1. Agriculture	3
2. Subsidy on Fertilizer	15
3. Industry	19
4. Minerals	27
C. INFRASTRUCTURE SECTORS :	
5. Water	33
6. Power	41
7. Fuels	47
8. Transport and Communications	55
9. Physical Planning and Housing	69
10. Mass Media	89
11. Rural Development	95
12. Science and Technology	99
D. SOCIAL DEVELOPMENT AND HUMAN RESOURCES SECTORS :	
13. Education and Training	113
14. Health and Nutrition	137
15. Culture, Sports and Tourism	145
16. Manpower and Employment	151
17. Special Development Programme for Women	155
18. Population Welfare Programme	161
19. Social Welfare	167
E. PROGRAMME OF AUTONOMOUS BODIES AND COMMERCIAL DEPARTMENTS :	
1. Water and Power Development Authority (WAPDA)	177
2. Pakistan Railways	185
3. Telegraphs and Telephone Department	191
4. Civil Aviation Authority	203
5. Pakistan Broadcasting Corporation	207
6. Pakistan Television Corporation	211
F. PROGRAMME OF SPECIAL AREAS :	
1. Azad Kashmir	219
2. Northern Areas	245
3. Federally Administered Tribal Areas (FATA)	287
4. FATA Development Corporation	331
PART II.—SEMI-PUBLIC SECTOR INVESTMENT PROGRAMME (OUTSIDE ADP) 1985-86	
1. Sectoral Programme	349
G. SECTORAL PHYSICAL TARGETS	353

**PART I—ANNUAL DEVELOPMENT PROGRAMME
1985-86**

A. SUMMARY TABLES

(iii-iv)

ANNUAL DEVELOPMENT PROGRAMME 1985-86

(Allocation by Development Sectors)

(Million Rupees)

Sl. No.	Sector	Allocation for 1985-86	Foreign Exchange Component		
			Total	Own Resources	Foreign Aid
1	2	3	4	5	6
I. NORMAL ADP					
A. Production					
1.	Agriculture	865.712	553.640	3.341	550.299
2.	Subsidy on Fertilizer	1440.158	—	—	—
3.	Industry	671.489	241.661	92.361	149.300
4.	Minerals	178.728	83.416	25.618	57.798
B. Infrastructure					
5.	Water	4000.739	1562.153	30.380	1531.773
6.	Power	8867.203	3775.469	131.469	3644.000
7.	Fuels	3047.461	2252.885	1035.885	1217.000
8.	Transport and Communications	4882.487	1931.340	527.500	1403.840
9.	Physical Planning and Housing	1251.752	141.129	138.969	2.160
10.	Mass Media	154.073	81.890	81.890	—
11.	Rural Development	139.423	0.205	—	0.205
12.	Science and Technology	141.446	25.790	10.000	15.790
C. Social Development and Human Resources					
13.	Education and Manpower	920.564	86.814	50.000	36.814
14.	Health & Nutrition	799.237	323.209	76.172	247.037
15.	Culture, Sports and Tourism	109.408	23.000	5.000	18.000
16.	Manpower & Employment	81.024	43.090	—	43.090
17.	Special Development Programme for Women	96.500	8.560	—	8.560
18.	Population Welfare	484.018	340.147	—	340.147
19.	Social Welfare Programme	70.133	—	—	—
20.	Special Programme for Women & Youth	214.286	—	—	—
Total (I)		28,415.841	11,506.218	2,240.405*	9,265.813
II. SPECIAL DEVELOPMENT PLAN					
		1,379.950	1,000.000	—	1,000.000
Total (I + II)		29,795.791	12,506.218	2,240.405*	10,265.813

*Includes Rs. 31.820 million for Special Areas for which Sectoral break down is not available.

ANNUAL DEVELOPMENT PROGRAMME 1985-86

(Broad detail by Sectors)

(Million Rupees)

Sl. No.	Agency/Sector	Allocation for 1985-86	Foreign Exchange Component		
			Total	Own Resources	Foreign Aid
1	2	3	4	5	6
1. AGRICULTURE					
	(a) Food & Agriculture Division	322.525	243.473	3.341	240.132
	(b) Livestock Division	51.502	23.051	—	23.051
	(c) Agriculture Research Division	250.433	210.000	—	210.000
	(d) Planning & Development Division	16.920	—	—	—
	(e) Ministry of Education	44.390	20.000	—	20.000
	(f) Statistics Division	30.116	30.116	—	30.116
	(g) Interior Division	19.027	17.000	—	17.000
	(h) KA&NA Division :				
	(i) A.K.	66.900	10.000	—	10.000
	(ii) N.A.	21.199	—	—	—
	(i) S&FR Division :				
	(i) FATA	42.700	—	—	—
	Total (Agriculture)	865.712	553.640	3.341	550.299
2. SUBSIDY ON FERTILIZER					
	(a) Food & Agriculture Division	1440.158	—	—	—
	Total (Subsidy on Fertilizer)	1440.158	—	—	—
3. INDUSTRY					
	(a) M/o Production	416.746	63.000	—	63.000
	(b) Industries Division	53.570	4.430	2.430	2.000
	(c) Finance Division	91.243	85.351	85.351	—
	(d) Cabinet Division	6.030	4.580	4.580	—
	(e) Commerce Division	19.111	18.300	—	18.300
	(f) Planning & Dev. Division	66.000	66.000	—	66.000
	(g) KA&NA Division :				
	(i) A.K.	14.107	—	—	—
	(ii) N.A.	0.450	—	—	—
	(h) S&FR Division :				
	(i) FATA/DC	4.232	—	—	—
	Total (Industry)	671.489	241.661	92.361	149.300
4. MINERALS					
	(a) Ministry of Petroleum and Natural Resources	92.651	59.798	2.000	57.798
	(b) President Secretariat	74.305	23.618	23.618	—
	(c) KA&NA Division :				
	(i) A.K.	6.410	—	—	—
	(d) S&FR Division :				
	(i) FATA/DC	5.362	—	—	—
	Total (Minerals)	178.728	83.416	25.618	57.798


(Million Rupees)

Sl. No.	Agency/Sector	Allocation for 1985-86	Foreign Exchange Component		
			Total	Own Resources	Foreign Aid
1	2	3	4	5	6
5. WATER					
(a)	M/o Water and Power	3800.500	1497.000	30.000	1467.000
(b)	Food & Agriculture Division	68.909	62.000	—	62.000
(c)	Aviation Division	14.726	3.153	0.380	2.773
(d)	Defence Division	4.383	—	—	—
(e)	KA&NA Division :				
(i)	A. K.	7.136	—	—	—
(ii)	N. A.	4.987	—	—	—
(f)	S&FR Division :				
(i)	FATA/DC	100.098	—	—	—
	Total (Water)	4000.739	1562.153	30.380	1531.773
6. POWER					
(a)	Ministry of Water & Power	8388.438	3716.569	72.569	3644.000
(b)	President Secretariat	241.714	58.900	58.900	—
(c)	KA&NA Division :				
(i)	A. K.	128.450	—	—	—
(ii)	N. A.	41.601	—	—	—
(d)	S&FR Division :				
(i)	FATA	67.000	—	—	—
	Total (Power)	8867.203	3775.469	131.469	3644.000
7. FUELS					
(a)	M/o Petroleum & Natural Resources	2948.100	2170.885	1035.885	1135.000
(b)	M/o Food & Agriculture	61.341	55.000	—	55.000
(c)	Planning & Development Divn. :	38.020	27.000	—	27.000
	Total (Fuels)	3047.461	2252.885	1035.885	1217.000
8. TRANSPORT & COMMUNICATIONS					
(a)	M/o Communications	2951.481	1436.330	442.500	993.830
(b)	M/o Railways	1399.250	491.010	85.000	406.010
(c)	Aviation Division	149.444	2.000	—	2.000
(d)	Planning & Development Divn. :	8.889	2.000	—	2.000
(e)	KA&NA Division :				
(i)	A. K.	127.557	—	—	—
(ii)	N. A.	91.446	—	—	—
(f)	S&FR Division :				
(i)	FATA	154.400	—	—	—
	Total (Transport & Communications)	4882.487	1931.340	527.500	1403.840
9. PHYSICAL PLANNING & HOUSING					
(a)	Cabinet Division	272.669	24.655	24.655	—
(b)	Works Division	458.819	—	—	—
(c)	Interior Division	64.655	—	—	—
(d)	Finance Division	96.871	—	—	—
(e)	M/o Foreign Affairs	124.446	114.314	114.314	—
(f)	M/o Religious Affairs	26.293	—	—	—

(Million Rupees)

Sl. No.	Agency/Sector	Allocation for 1985-86	Foreign Exchange Component		
			Total	Own Resources	Foreign Aid
1	2	3	4	5	6
	(g) Environment & Urban Affairs Divn.	6.281	2.160	—	2.160
	(h) Ministry of Commerce	1.833	—	—	—
	(i) Planning Division	4.310	—	—	—
	(j) KA&NA Division				
	(i) A. K.	51.736	—	—	—
	(ii) N. A.	34.788	—	—	—
	(k) S&FR Division	55.600	—	—	—
	(i) FATA	13.011	—	—	—
	(ii) FATA/DC	39.440	—	—	—
	(iii) FC/Levies/Thanas				
	Total (PP&H)	1251.752	141.129	138.969	2.160
10. MASS MEDIA					
	(a) M/o Information & Broadcasting	148.803	81.890	81.890	—
	(b) Planning & Development Division	5.270	—	—	—
	Total (Mass Media)	154.073	81.890	81.890	—
11. RURAL DEVELOPMENT					
	(a) Interior Division	20.391	—	—	—
	(b) Local Govt. & Rural Development Divn.	4.784	0.205	—	0.205
	(c) KA & NA Division :				
	(i) A. K.	39.248	—	—	—
	(ii) N. A.	60.000	—	—	—
	(d) S & FR Division :				
	(i) FATA	15.000	—	—	—
	Total (Rural Development)	139.423	0.205	—	0.205
12. SCIENCE & TECHNOLOGY					
	(a) M/o Science & Technology	141.446	25.790	10.000	15.790
	Total (Science & Technology)	141.446	25.790	10.000	15.790
13. EDUCATION AND TRAINING					
	(a) M/o Education	679.360	75.000	50.000	25.000
	(b) Establishment Division	34.740	—	—	—
	(c) Cabinet Division	21.230	—	—	—
	(d) Planning & Development Division	11.572	5.814	—	5.814
	(e) Statistics Division	6.000	6.000	—	6.000
	(f) KA & NA Division				
	(i) A. K.	49.060	—	—	—
	(ii) N. A.	10.757	—	—	—
	(g) S & F R Division				
	(i) FATA	107.845	—	—	—
	Total (Education and Training)	920.564	86.814	50.000	36.814

Sl. No.	Agency/Sector	Allocation for 1985-86	Foreign Exchange Component		
			Total	Own Resources	Foreign Aid
1	2	3	4	5	6
14. HEALTH & NUTRITION					
(a) Health Division	641.153	323.209	76.172	247.037
(b) Works Division	51.114	—	—	—
(c) Interior Division	4.825	—	—	—
(d) Planning Division	3.831	—	—	—
(e) KA & NA Division :					
(i) A. K.	44.600	—	—	—
(ii) N. A.	15.214	—	—	—
(f) S & FR Division :					
(iii) FATA	38.500	—	—	—
	Total (Health & Nutrition)	799.237	323.209	76.172	247.037
15. CULTURE, SPORTS & TOURISM					
(a) Culture, Sports & Youth Affairs Divn.	87.038	15.000	5.000	10.000
(b) Tourism Division	22.370	8.000	—	8.000
	Total (Culture, Sports & Tourism)	109.408	23.000	5.000	18.000
16. MANPOWER AND EMPLOYMENT					
(a) Manpower Division	79.511	41.577	—	41.577
(b) Labour Division	1.513	1.513	—	1.513
	Total (Manpower and Employment)	81.024	43.090	—	43.090
17. SPECIAL DEVELOPMENT PROGRAMME FOR WOMEN					
(a) Women's Division	96.500	8.560	—	8.560
	Total (Special Dev. Programme for Women)	96.500	8.560	—	8.560
18. POPULATION WELFARE PROGRAMME					
(a) Population Welfare Division	484.018	340.147	—	340.147
	Total (Population Welfare Programme)	484.018	340.147	—	340.147
19. SOCIAL WELFARE					
(a) Special Education & Social Welfare Divn.	63.654	—	—	—
(b) Establishment Division	6.479	—	—	—
	Total (Social Welfare)	70.133	—	—	—
20. SPECIAL PROGRAMME FOR WOMEN & YOUTH					
(a) Planning Division	214.286	—	—	—
	Total (Special Programme for women & youth)	214.286	—	—	—
	Total—ADP	28,415.841	11,506.218	2,240.405	9,265.813



ANNUAL DEVELOPMENT PROGRAMME 1985-86

(Summary by Agencies)

(Million Rupees)

Sl. No.	Executing Agency	Allocation for 1985-86	Foreign Exchange Component		
			Total	Own Resources	Foreign Aid
1	2	3	4	5	6
1.	Food and Agriculture Division	1892.933	360.473	3.341	357.132
2.	Livestock Division	51.502	23.051	—	23.051
3.	Agriculture Research Division	250.033	210.000	—	210.000
4.	Planning and Development Division	369.098	100.814	—	100.814
5.	Ministry of Education	723.750	95.000	50.000	45.000
6.	Statistics Division	36.116	36.116	—	36.116
7.	Ministry of Interior	108.898	17.000	—	17.000
8.	Ministry of Production	416.746	63.000	—	63.000
9.	Ministry of Industries	53.570	4.430	2.430	2.000
10.	Finance Division	188.114	85.351	85.351	—
11.	Cabinet Division	299.929	29.235	29.235	—
12.	Ministry of Commerce	20.944	18.300	—	18.300
13.	Ministry of Petroleum and Natural Resources	3040.751	2220.683	1037.885	1192.798
14.	President Secretariat	316.019	82.518	82.518	—
15.	Ministry of Water and Power	12188.938	5213.569	102.569	5111.000
16.	Aviation Division	164.170	5.153	0.380	4.773
17.	Defence Division	4.383	—	—	—
18.	Ministry of Communications	2951.481	1436.330	442.500	993.830
19.	Ministry of Railways	1399.250	491.010	85.000	406.010
20.	Works Division	509.933	—	—	—
21.	Ministry of Foreign Affairs	124.446	114.314	114.314	—
22.	Ministry of Religious Affairs	26.293	—	—	—
23.	Environment and Urban Affairs Division	6.281	2.160	—	2.160
24.	Ministry of Information and Broadcasting	148.803	81.890	81.890	—
25.	Local Government and Rural Development Division	4.784	0.205	—	0.205
26.	Ministry of Science and Technology	141.446	25.790	10.000	15.790
27.	Establishment Division	41.219	—	—	—
28.	Health Division	641.153	323.209	76.172	247.037
29.	Culture, Sports and Youth Affairs Division	87.038	15.000	5.000	10.000
30.	Tourism Division	22.370	8.000	—	8.000
31.	Manpower Division	79.511	41.577	—	41.577
32.	Labour Division	1.513	1.513	—	1.513
33.	Women's Division	96.500	8.560	—	8.560
34.	Population Welfare Division	484.018	340.147	—	340.147
35.	Special Education and Social Welfare Division	63.654	—	—	—
36.	Kashmir Affairs and Northern Affairs Division	815.666	33.800	23.800	10.000
37.	States and Frontier Regions Division	644.188	8.020	8.020	—
Total—ADP		28,415.841	11,506.218	2,240.405	9,265.813

ANNUAL DEVELOPMENT PROGRAMME 1985-86

(Broad detail / by Administrative Ministries/Divisions)

(Million Rupees)

Sl. No.	Agency/Sector	Allocation for 1985-86	Foreign Exchange Component		
			Total	Own Resources	Foreign Aid
1	2	3	4	5	6
1. Food & Agriculture Division					
	(a) Agriculture	322.525	243.473	3.341	240.132
	(b) Subsidy on Fertilizer	1440.158	—	—	—
	(c) Water	68.909	62.000	—	62.000
	(d) Fuels	61.341	55.000	—	55.000
	Total (Food & Agriculture Divn.) ..	1892.933	360.473	3.341	357.132
2. Livestock Division					
	(a) Agriculture	51.502	23.051	—	23.051
	Total (Livestock Division) ..	51.502	23.051	—	23.051
3. Agriculture Research Division					
	(a) Agriculture	250.433	210.000	—	210.000
	Total (Agriculture Research Divn.) ..	250.433	210.000	—	210.000
4. Planning & Development Division					
	(a) Agriculture	16.920	—	—	—
	(b) Industry	66.000	66.000	—	66.000
	(c) Fuels	38.020	27.000	—	27.000
	(d) Transport & Communications	8.889	2.000	—	2.000
	(e) PP & H	4.310	—	—	—
	(f) Mass Media	5.270	—	—	—
	(g) Education & Training	11.572	5.814	—	5.814
	(h) Health	3.831	—	—	—
	(i) Special Programme	214.286	—	—	—
	Total (Planning & Dev. Division) ..	369.098	100.814	—	100.814
5. Ministry of Education					
	(a) Agriculture	44.390	20.000	—	20.000
	(b) Education & Training	679.360	75.000	50.000	25.000
	Total (M/o Education) ..	723.750	95.000	50.000	45.000
6. Statistics Division					
	(a) Agriculture	30.116	30.116	—	30.116
	(b) Education & Training	6.000	6.000	—	6.000
	Total (Statistics Division) ..	36.116	36.116	—	36.116

(Million Rupees)

Sl. No.	Agency/Sector	Allocation for 1985-86	Foreign Exchange Component		
			Total	Own Resources	Foreign Aid
1	2	3	4	5	6
7. Ministry of Interior					
(a) Agriculture	19.027	17.000	—	17.000
(b) PP&H	64.655	—	—	—
(c) Rural Development	20.391	—	—	—
(d) Health	4.825	—	—	—
	Total (M/o Interior)	108.898	17.000	—	17.000
8. Ministry of Production					
(a) Industry	416.746	63.000	—	63.000
	Total (Ministry of Production)	416.746	63.000	—	63.000
9. Ministry of Industries					
(a) Industry	53.570	4.430	2.430	2.000
	Total (M/o Industries)	53.570	4.430	2.430	2.000
10. Finance Division					
(a) Industry	91.243	85.351	85.351	—
(b) Physical Planning & Housing	96.871	—	—	—
	Total (Finance Division)	188.114	85.351	85.351	—
11. Cabinet Division					
(a) Industry	6.030	4.580	4.580	—
(b) Physical Planning & Housing	272.669	24.655	24.655	—
(c) Education & Training	21.230	—	—	—
	Total (Cabinet Division)	299.929	29.235	29.235	—
12. Ministry of Commerce					
(a) Industry	19.111	18.300	—	18.300
(b) Physical Planning & Housing	1.833	—	—	—
	Total (Ministry of Commerce)	20.944	18.300	—	18.300
13. Ministry of Petroleum & Natural Resources					
(a) Minerals	92.651	59.798	2.000	57.798
(b) Fuels	2948.100	2170.885	1035.885	1135.000
	Total (M/o Petroleum & Natural Resources)	3040.751	2230.683	1037.885	1192.798
14. President Secretariat (PAEC)					
(a) Minerals	74.305	23.618	23.618	—
(b) Power	241.714	58.900	58.900	—
	Total (President Secretariat)	316.019	82.518	82.518	—

(Million Rupees)

Sl. No.	Agency/Sector	Allocation for 1985-86	Foreign Exchange Component		
			Total	Own Resources	Foreign Aid
1	2	3	4	5	6
15.	Ministry of Water & Power				
	(a) Water	3800.500	1497.000	30.000	1467.000
	(b) Power	8388.438	3716.569	72.569	3644.000
	Total (M/o Water & Power)	12188.938	5213.569	102.569	5111.000
16.	Aviation Division				
	(a) Water	14.726	3.153	0.380	2.773
	(b) Transport & Communications	149.444	2.000	—	2.000
	Total (Aviation Division)	169.170	5.153	0.380	4.773
17.	Defence Division				
	(a) Water	4.383	—	—	—
	Total (Defence Divn.)	4.383	—	—	—
18.	Ministry of Communications				
	(a) Transport & Communications	2951.481	1436.330	442.500	993.830
	Total (M/o Communications)	2951.481	1436.330	442.500	993.830
19.	Ministry of Railways				
	(a) Transport & Communications	1399.250	491.010	85.000	406.010
	Total (M/o Railways)	1399.250	491.010	85.000	406.010
20.	Works Division				
	(a) PP&H	458.819	—	—	—
	(b) Health	51.114	—	—	—
	Total (Works Divn.)	509.933	—	—	—
21.	Ministry of Foreign Affairs				
	(a) PP&H	124.446	114.314	114.314	—
	Total (M/o Foreign Affairs)	124.446	114.314	114.314	—
22.	M/o Religious Affairs				
	(a) PP&H	26.293	—	—	—
	Total (M/o Religious Affairs)	26.293	—	—	—
23.	Environment & Urban Affairs Divn.				
	(a) PP&H	6.281	2.160	—	2.160
	Total (Environment & Urban Affairs Divn.)	6.281	2.160	—	2.160
24.	M/o Information & Broadcasting				
	(a) Mass Media	148.803	81.890	81.890	—
	Total (M/o Information & Broadcasting)	148.803	81.890	81.890	—
25.	Local Govt. & Rural Development Divn.				
	(a) Rural Development	4.784	0.205	—	0.205
	Total (Local Govt. & Rural Dev. Divn.)	4.784	0.205	—	0.205

(Million Rupees)

Sl. No.	Agency/Sector	Allocation for 1985-86	Foreign Exchange Component		
			Total	Own Resources	Foreign Aid
1	2	3	4	5	6
26. Ministry of Science and Technology					
(a) Science & Technology		141.446	25.790	10.000	15.790
Total (M/o Science & Technology)		141.446	25.790	10.000	15.790
27. Establishment Division					
(a) Education & Training		34.740	—	—	—
(b) Social Welfare		6.479	—	—	—
Total (Establishment Divn.)		41.219	—	—	—
28. Health Division					
(a) Health		641.153	323.209	76.172	247.037
Total (Health Divn.)		641.153	323.209	76.172	247.037
29. Culture, Sports & Youth Affairs Division					
(a) Culture, Sports & Tourism		87.038	15.000	5.000	10.000
Total (Culture, Sports & Youth Affairs Divn.)		87.038	15.000	5.000	10.000
30. Tourism Division					
(a) Culture, Sports & Tourism		22.370	8.000	—	8.000
Total (Tourism Divn.)		22.370	8.000	—	8.000
31. Manpower Division					
(a) Manpower & Employment		79.511	41.577	—	41.577
Total (Manpower Divn.)		79.511	41.577	—	41.577
32. Labour Division					
(a) Manpower & Employment		1.513	1.513	—	1.513
Total (Labour Divn.)		1.513	1.513	—	1.513
33. Women's Division					
(a) Special Dev. Programme for Women		96.500	8.560	—	8.560
Total (Women's Division)		96.500	8.560	—	8.560
34. Population Welfare Division					
(a) Population Welfare Programme		484.018	340.147	—	340.147
Total (Population Welfare Divn.)		484.018	340.147	—	340.147
35. Special Education and Social Welfare Divn					
(a) Social Welfare		63.654	—	—	—
Total (Special Education & Social Welfare Divn.)		63.654	—	—	—

(Million Rupees)


Sl. No.	Agency/Sector	Allocation for 1985-86	Foreign Exchange Component		
			Total	Own Resources	Foreign Aid
1	2	3	4	5	6
36. Special Areas					
(a)	Kashmir Affairs & Northern Affairs Division 815.666	33.800	23.800	10.000
(i)	Azad Kashmir * 535.204	30.000	20.000	10.000
(ii)	Northern Areas 280.462	3.8003	3.800	—
(b)	States & Frontier Regions Division 644.188	8.020	8.020	—
(i)	FATA ** 482.045	8.020	8.020	—
(ii)	FATA/DC 122.703	—	—	—
(iii)	FC/Levies/Thanas 39.440	—	—	—
	Total (ADP) 28,415.841	11,506.218	2,240.405	9,265.813

*Allocation has been enhanced to Rs. 580 million through supplementary grant of Rs. 45 million.

**Allocation for FATA has been enhanced to Rs. 550 Million.


B. PRODUCTION SECTORS

(1-2)



AGRICULTURE

(34)




AGRICULTURE

(Abstract)

(Million Rupees)

Sl. No.	Sub-sector	Allocation for 1985-86	Foreign Exchange Component		
			Total	Own Resources	Foreign Aid
1	2	3	4	5	6
I.	Storages	241.920	209.000	—	209.000
II.	Agriculture Extension	4.400	—	—	—
III.	Oilseed Maximization	10.000	3.000	3.000	—
IV.	Agriculture Research	256.933	210.241	0.241	210.000
V.	Agri. Marketing	0.100	—	—	—
VI.	Economics and Statistics	49.416	48.616	—	48.616
VII.	Improved Seed	1.700	0.100	0.100	—
VIII.	Soils & Fertilizers	1.100	—	—	—
IX.	Gypsum Promotion Programme	9.000	—	—	—
X.	Core Sampler for cane	5.000	—	—	—
XI.	Plant Protection	4.300	—	—	—
XII.	Forestry	27.169	10.272	—	10.272
XIII.	Watershed Management	5.100	2.360	—	2.360
XIV.	Wildlife	3.856	—	—	—
XV.	Animal Husbandry	5.404	—	—	—
XVI.	Fisheries	46.098	23.051	—	23.051
XVII.	Agri. Education	44.390	20.000	—	20.000
XVIII.	Bunair Pilot Project	19.027	17.000	—	17.000
XIX.	Special Areas	130.799	10.000	—	10.000
Total (Agriculture)		865.712	553.640	3.341	550.299



AGRICULTURE

(Million Rupees)

Sl. No.	Name, Location and Status of the Scheme	Total Cost (F.E.C.)	Estimated Expenditure up to June, 1984	Revised Estimates for 1984-85	Allocation for 1985-86			
					Total ADP	Foreign Exchange Component		
						Own Resources	Foreign Aid	
1	2	3	4	5	6	7	8	
A. FOOD & AGRICULTURE DIVISION								
I. Storages								
<i>(On-going)</i>								
1.	Pakistan Grain Storage Project, for construction of House Type Godowns for 500,000 tonnes capacity for wheat and 40,000 tonnes for rice (IDA assisted) (App.).	642.600 (148.400)	212.500	201.200	} 224.000	—	209.000 (IBRD)	
2.	Pakistan Grain storage project for construction of House Type Godowns 250,000 tonnes capacity and Silos 150,000 tonnes (ADB Assisted) (Approved).	680.700 (234.950)	—	5.000				
Total (On-going)				..	206.200	224.000	—	209.000
<i>(New)</i>								
3.	Food Security Project for Post Harvest Management Project Rehabilitation of 750,000 tonnes capacity USAID (under ECNEC consideration).	203.300	—	—	1.000	—	—	
Total (Storages)				..	206.200	225.000	—	—
II. Agri. Extension								
<i>(On-going)</i>								
4.	Extension proposal of Cotton Maximization Project, Punjab. (Approved).	12.200	3.720	2.400	2.000	—	—	
5.	Extension proposal of Cotton Maximization Project, Sind. (Approved).	13.340	3.720	2.000	2.000	—	—	
Total (On-going)				..	4.400	4.000	—	—
<i>(New)</i>								
6.	Incentive to growers for Replacement of poppy Cultivation in Chitral	—	—	—	0.400	—	—	
Total (Agri. Extension)				..	4.400	4.400	—	—
III. Oilseed Maximization								
<i>(On-going)</i>								
7.	Oilseed Development Project 1984-85 (Recommended by CDWP to ECNEC).	80.881 (6.300)	—	13.500	—	—	—	
<i>(New)</i>								
8.	Oilseed Development Project 1985-86 (Un-approved) Commercial Activities Rs. 130 million and Development Activities Rs. 20 million.	150.000	—	—	10.000	3.000	—	
Total (Oilseed Maximization)				..	13.500	10.000	3.000	—

(Million Rupees)

Sl. No.	Name, Location and Status of the Scheme	Total Cost (P.E.C.)	Estimated Expenditure up to June, 1984	Revised Estimates for 1984-85	Allocation for 1985-86			
					Total	Foreign Exchange Component		8
						7	Foreign Resources	
1	2	3	4	5	6	7	8	
IV. Agri. Research								
<i>(On-going)</i>								
9.	Strengthening of Res. capabilities of Pakistan Central Cotton Committee Institutes (App.).	72.500 (31.100)	9.756	4.350	6.500	0.241	—	
	(i) Estab. of Cotton Res. Institute, Sakrand.							
	(ii) Expansion of Cotton Res. Institute, Multan.							
	Total (Agri. Res.)	..		4.350	6.500	0.241	—	
V. Agri. Marketing								
<i>(On-going)</i>								
10.	Development of Agri. Marketing in Pakistan. (App.).	30.000 (21.700)	—	0.200	0.100	—	—	
	Total (Agri. Marketing)	..		0.200	0.100	—	—	
VI. Economics & Statistics								
<i>(On-going)</i>								
11.	Development of Crop forecasting and early warning (App.). 1984—86 (App.).	4.200 (3.900)	—	0.100	0.100	—	—	
	Total (On-going)	..		0.100	0.100	—	—	
<i>(New)</i>								
12.	Economic & Policy Analysis 1985—90 (under consideration of ECNEC).	151.056	—	—	19.200	—	18.500	
	Total (New)	..		—	19.200	—	18.500	
	Total (Economics & Statistics)	..		0.100	19.300	—	18.500	
VII. Improved Seeds								
<i>(On-going)</i>								
13.	Extension of quality control cover to vegetables and oilseeds and prebasic stocks of all the crops at research institutes. (App.).	4.490	0.570	0.868	1.400	0.100	—	
14.	Estab. of a seed potatoes health laboratory at Islamabad.	3.101	0.077	1.039	0.300	—	—	
15.	National Seed Registration Project 1978—83 (App.)	4.448	4.243	1.780	—	—	—	
	Total (Improved Seeds)	..		3.687	1.700	0.100	—	

(Million Rupees)

Sl. No.	Name, Location and Status of the Scheme	Total Cost (F.E.C.)	Estimated Expenditure up to June, 1984	Revised Estimates for 1984-85	Allocation for 1985-86		
					Total ADP	Foreign Exchange Component	
						Own Resources	Foreign Aid
1	2	3	4	5	6	7	8
VIII. Soils, Fertilizer and Gypsum							
<i>(On-going)</i>							
16.	Transfer of Soil Technology to Agri. (App.)..	3.746	—	1.000	1.000	—	—
17.	Crop. Yield Competition ..	—	—	0.100	0.100	—	—
18.	Programme for promotion of gypsum use ..	63.000	—	—	9.000	—	—
Total (Soils and Fertilizer) and Gypsum ..				1.100	10.100	—	—
IX. Plant Protection							
<i>(On-going)</i>							
19.	Expanded Locust Control Scheme. 1980-83 .. (App.)	11.847	5.648	2.448	3.000	—	—
20.	Aerial Plant Protection coverage. (Const. Programme). (App.) ..	44.675	1.445	0.560	1.000	—	—
21.	Expansion of Plant Quarantine station. 1984-88 (App.)	3.573	—	0.300	0.200	—	—
22.	Construction of Locust outpost, Quetta (un-app.)	10.124	—	—	0.100	—	—
Total (Plant Protection) ..				3.508	4.300	—	—
X. Forestry							
<i>(On-going)</i>							
23.	Development of training and research facilities in Forest Products Engineering and logging at the PFI-Peshawar.	33.730 (23.570)	10.800	8.500	11.000	—	5.985
24.	Estab. of Pulp & paper laboratory at PFI Peshawar.	3.280 (2.750)	2.650	0.300	0.297	—	—
25.	Development of Sericulture and Education at PFI Peshawar.	15.857 (8.235)	0.969	1.600	5.468	—	4.287 (UNDP)
26.	Const. of Residential accommodation at PFI Peshawar.	13.053	1.250	4.000	4.000	—	—
27.	Special purpose Afforestation in Bahawalpur Division.	10.755	2.230	1.500	1.544	—	—
28.	Special purpose Road Side afforestation in Sind.	14.520	1.610	1.500	1.256	—	—
29.	Special purpose Afforestation in Azad Kashmir.	15.900	0.430	0.400	1.000	—	—
30.	Publishing of Result carried out at PFI Peshawar	0.350	0.160	0.150	0.020	—	—
31.	Development of Forestry Education and Training at PFI Peshawar.	13.920	0.430	2.450	2.108	—	—
32.	Raising of plantation for special purpose in Pishion and Gulistan.	4.568	0.910	0.500	0.283	—	—

(Million Rupees)

Sl. No.	Name, Location and Status of the Scheme	Total Cost (F.E.C.)	Estimated Expenditure up to June, 1984	Revised Estimates for 1984-85	Allocation for 1985-86		
					Total ADP	Foreign Exchange Component	
						Own Resources	Foreign Aid
1	2	3	4	5	6	7	8
33.	Study on Timber Trends in Pakistan ..	0.614	—	0.150	0.193	—	—
34.	Manual for Land Scope Horticulture ..	0.174	—	0.500			
	Total (Forestry)			21.550	27.169	—	10.272
XI. Watershed Management							
<i>(On-going)</i>							
35.	Development of Watershed Management Research and Education at PFI UNDP (Aided app.)	18.920 (16.500)	10.070	6.200	5.100	—	2.360
	Total (Watershed Management)			6.200	5.100	—	2.360
XII. Wildlife							
36.	Survey of threatened Wildlife and their Habitation (NCCW).	0.880	0.470	0.130	0.116	—	—
37.	Library-cum-Education Project	0.430	0.328	0.068	0.376	—	—
38.	Enforcement of provision of CITES in Pakistan	0.742 (0.332)	0.001	0.300	0.173	—	—
39.	Public Education in Environment conservation (NCCW).	2.000 (0.918)	—	0.350	0.462	—	—
40.	Training in Wildlife Management and conservation formal training in wildlife & National Parks (NCCW).	0.126 (0.105)	—	—	0.001	—	—
41.	Formulation of Pakistan Wildlife conservation strategy (NCCW)	0.437 (0.332)	0.005	—	0.350	—	—
42.	Hubara Sustard Research and Management in Sind.	1.000	0.545	0.276	0.232	—	—
43.	Restoration of Gavial and Marsh crocodiles in Punjab.	0.150 (0.050)	0.050	0.100	0.046	—	—
44.	Conservation of straight Horned Markhor in NWFP.	1.286 (0.200)	0.100	0.200	0.170	—	—
45.	Reintroduction and Development of Wildlife in Margala Hills (CDA.)	1.350 (0.150)	0.135	0.150	0.462	—	—
46.	Training in Wildlife Management and conservation (NCCW).	1.400 (1.400)	0.300	0.400	0.415	—	—
<i>Zoological Survey Deptt.</i>							
47.	Survey and Study of the Fauna of Aridzone of Pakistan.	2.308	0.743	0.350	0.088	—	—
48.	Survey and study of the fauna of Mountaneous Regions of Pakistan.	2.718	0.754	0.400	0.088	—	—
49.	Survey and study of the fauna of Plactric Regions of Pakistan.	3.330	0.001	0.550	0.177	—	—
50.	Zoo-cum-Botanical Garden in Islamabad ..	1.954	1.418	0.500	0.177	—	—
<i>Pakistan Forest Institute</i>							
51.	Education and Research in Wildlife Management.	2.342 (0.264)	0.563	0.500	0.523	—	—
	Total (Wildlife)			4.274	3.856	—	—
XIII. Core Sampler for Cane							
52.	Core Sampler for cane	—	—	—	5.000	—	—
	Total (Food & Agri. Division)			269.069	322.525	3.341	240.132

(Million Rupees)

Sl. No.	Name, Location and Status of the Scheme	Total Cost (F.E.C.)	Estimated Expenditure up to June, 1984	Revised Estimates for 1984-85	Allocation for 1985-86		
					Total ADP	Foreign Exchange Component	
						Own Resources	Foreign Aid
1	2	3	4	5	6	7	8
B. LIVESTOCK DIVISION							
<i>(On-going)</i>							
I. Animal Husbandry							
53.	Strengthening of Animal Quarantine Station at Karachi. (App.)	11.184	—	2.700	4.249	—	—
54.	Animal Quarantine Station, Lahore ..	1.650	0.526	0.250	0.357	—	—
55.	Animal Quarantine Station Peshawar ..	2.130	1.065	0.600	0.710	—	—
Total (On-going) ..				3.550	5.316	—	—
<i>(New Scheme)</i>							
56.	Pak Cooperation Dairy Development Project ..	150.000 (11.620)	—	—	0.088	—	—
Total (New) ..				—	0.088	—	—
Total (Animal Husbandry) ..				3.550	5.404	—	—
II. Fisheries							
<i>(On-going)</i>							
57.	Marine Fisheries Development Project Karachi. (App.)	32.947 (21.667)	14.669	10.000	8.683	—	6.300
58.	Fisheries Training Centre. (App.) ..	51.000	—	2.000	8.370	—	7.500
59.	Korangi Fisheries Harbour Project Karachi. (App.)	428.900 (258.000)	4.900	10.000	28.125	—	9.251
60.	Promotion of Deep Sea Fisheries Resources in EEZ of Pakistan. (App.)	2.200	0.406	0.750	0.748	—	—
Total (On-going) ..				22.750	45.926	—	23.051
<i>(New)</i>							
61.	Standardization and quality control of Fish and Fishing Products (App).	2.918	—	—	0.172	—	—
Total (New) ..				—	0.172	—	—
Total (Fisheries) ..				22.750	46.098	—	—
Total (Livestock Division) ..				26.300	51.502	—	23.051
C. AGRICULTURE RESEARCH DIVISION							
<i>(On-going Projects)</i>							
62.	Pakistan Agricultural Research and Development Project (World Bank) (App).	396.504 (175.930)	54.682	62.000	83.000	—	74.000 (IBRD)
63.	Barani Agri. Research and Dev. Project (App.)	183.282 (140.595)	24.321	27.500	26.000	—	24.000 (CIDA)
64.	Arid Zone Research Institute (App).	50.000 (2.465)	28.641	14.000	1.000	—	—

(Million Rupees)

Sl. No.	Name, Location and Status of the Scheme	Total Cost (F.E.C.)	Estimated Expenditure up to June, 1984	Revised Estimates for 1984-85	Allocation for 1985-86			
					Total ADP	Foreign Exchange Component		
						Own Resources	Foreign Aid	
1	2	3	4	5	6	7	8	
65.	Coordinated Res. Project for Livestock Feed Resources and Nutrition (App).	22.000 (17.185)	7.804	7.500	5.400	—	4.900 (UNDP)	
66.	Coordinated Research Project for Sheep and Wool (App.).	75.358 (42.668)	—	9.000	7.900	—	7.500 (Australia)	
67.	Estab. of Tea Research Station (App.) ..	19.998 (6.513)	—	2.397	0.100	—	—	
68.	PL-480 Research Project (App)	239.606	107.269	20.300	8.160	—	—	
69.	Maximization and Strengthening of Research in Oil seed Research crops (Original approved at Rs. 4 million).	4.000	2.828	1.000	0.300	—	—	
70.	Cooperative Research Programme on Productivity Improvement and Marketing of Potatoes (App.).	12.717 (7.200)	2.672	4.000	2.300	—	1.900 (Swiss)	
71.	National Chickpea Improvement Project (App)..	4.376 (3.900)	—	2.300	2.000	—	1.900 (A.D.B.)	
72.	Survey of Farm Level Storage Losses in major Foodgrains (App.).	4.800 (3.600)	1.617	2.000	0.760	—	0.600 (FAO)	
73.	Coordinated Research Project on Saline Agri. (App.).	4.900	3.003	1.000	0.300	—	—	
74.	National Out-reach Res. Project on Soil Fertility and Fertilizer use in Pakistan (App.).	4.950	2.361	1.200	0.300	—	—	
75.	Pak German Bee keeping Project (App.) ..	2.236 (1.800)	—	—	1.960	—	1.620 (German y)	
76.	Strengthening of Agri. Res. Capabilities in Pakistan (App.).	373.320 (101.620)	297.287	40.000	—	—	—	
77.	Farm Machinery Institute (App.). ..	22.189 (6.480)	6.453	4.500	—	—	—	
78.	Crop Maximization Programme for improving productivity of wheat, rice, maize and groundnut (App).	164.513 (130.000)	—	100.000	13.340	—	12.320 (Italy)	
79.	Italian Tech. Assistance for cultivation of fruit, vegetable and olive (App.).	62.497 (43.759)	—	10.500	0.913	—	0.800 (Italy)	
80.	Management of Agri. Research and Technology (MART) (App.).	447.000 (432.250)	—	—	94.000	—	78.360 (USAID)	
81.	National AGRIS Centre (Un-app) ..	4.970 (1.908)	—	1.980	2.000	—	1.500	
82.	Strengthening of Pesticide Res. facilities in Pakistan (App.)	18.700 (11.400)	—	4.000	0.600	—	0.600	
83.	Developing profitable cropping pattern crop rotation crop intensities in different Agro-ecological Zone (Un-app).	14.991	—	0.500	—	—	—	
84.	Southern Zone Agri. Res. Institute in Sind (Un-app.)	30.000 (4.125)	—	0.113	0.100	—	—	
85.	Soil & Water Resources (Un-app.)	4.650	—	0.500	—	—	—	
Total (Agri. Research Division)				..	316.290	250.433	—	210.000

(Million Rupees)


Sl. No.	Name, Location and Status of the Scheme	Total Cost (F.E.C.)	Estimated Expenditure up to June, 1984	Revised Estimates for 1984-85	Allocation for 1985-86		
					Total ADP	Foreign Exchange Component	
						Own Resources	Foreign Aid
1	2	3	4	5	6	7	8
D. PLANNING DIVISION							
<i>(On-going)</i>							
86.	Construction of Godowns by NLC ..	193.790	56.890	80.000	16.920	—	—
	(i) Payment of Final Bills/retention money of works Grain Godowns-on-going works.						
	(ii) Silos Project Quetta 60,000 tons Capacity.						
	(iii) Faisalabad Silos.						
	(iv) Karachi Silos Project 50,000 tons Capacity.						
	Total (Planning Div.) ..			80.000	16.920	—	—
E EDUCATION DIVISION							
AGRI. EDUCATION							
I. University of Agriculture, Faisalabad.							
<i>(On-going)</i>							
87.	Library (App.)	2.500 (1.500)	0.796	0.800	1.279	—	—
88.	Medical Facilities. (App.)	2.515	2.314	0.587	—	—	—
89.	Insectory Building. (App.)	5.412 (1.000)	2.004	1.115	2.293	—	—
90.	Deptt. of Crop. Physiology.	1.468 (0.154)	1.089	0.599	—	—	—
91.	Estt. of deptt. of Animal Reproduction at CVS, Lahore. (App.)	3.994 (0.680)	3.804	0.789	0.231	—	—
92.	College of Vety. Sc. Lahore.	7.955 (0.765)	6.905	2.243	—	—	—
93.	Water Management Research and Training Programme. (App.)	8.770	5.842	2.194	0.734	—	—
94.	Stadium. (App.)	2.500	0.173	1.673	1.029	—	—
<i>(New Scheme)</i>							
95.	Renovation of Jinnah Hall.	2.650	—	—	0.134	—	—
	Total (Agri. University, Faisalabad) ..			10.000	5.700	—	—
II. NWFP Agri. University, Peshawar.							
96.	Upgradation of Instt. of Eco. Studies to Instt. of Dev. Studies. (App.)	14.951	7.339	3.000	4.612	—	—
97.	Provision of Immediate Needs of NWFP Agri. University. (App.)	12.404 (5.500)	6.882	4.079	1.376	—	—

(Million Rupees)

Sl. No.	Names, Location and Status of the Scheme	Total Cost (F.E.C.)	Estimated Expenditure up to June, 1984	Revised Estimates for 1984-85	Allocation for 1985-86			
					Total ADP	Foreign Exchange Component		
						Own Resources	Foreign Aid	
1	2	3	4	5	6	7	8	
98.	Consolidation & Improvement of Existing Facilities of University Peshawar. (App.)	3.267	1.985	0.770	0.512	—	—	
99.	Dev. of NWFP Agri. Univ. Peshawar (Phase-II) Transformation & Integration of the Provincial Agril. Network through NWFP Agri. Univ., Peshawar (Under ECNEC consideration)	637.572	—	—	23.800	—	20.000	
Total (NWFP Agri. University)				..	7.849	30.300	—	20.000
III. Sind Agricultural University, Tandojam.								
100.	Estt. of Sind Agri. Univ. Tandojam (Original Approved/Revised. (Un-App.))	367.572	125.645	12.000	8.390	—	—	
Total (Education Division)				..	29.849	44.390	—	20.000
F. INTERIOR DIVISION.								
Agriculture Extension								
(On-going)								
101.	Bunair Agriculture Development Project Daggar (App.)	49.785 (41.808)	23.76	9.054	19.027	—	17.000 (UNFDAC)	
Total (Interior Division)				..	9.054	19.027	—	17.000
G. STATISTICS DIVISION								
Economics and Statistics								
(New)								
102.	Agricultural Data collection (ADC) Using Area Sampling Frame (ASF) concept.	118.420	—	—	30.116	—	30.116	
Total (Statistics Division)				..	—	30.116	—	30.116
H KA & NA Division :								
(i) Azad Kashmir		—	—	66.900	—	10.000
(ii) Northern Areas		—	—	21.199	—	—
Total (KA & NA Division)				..	—	88.099	—	10.000
I S & FR DIVISION:								
(i) FATA		—	—	42.700
Total (S & FR Division)				..	—	42.700	—	—
Total AGRICULTURE				..	730.562	865.712	3.341	550.299

SUBSIDY ON FERTILIZER

(15-16)




SUBSIDY ON FERTILIZER

(Million Rupees)

Sl. No.	Name, Location and Status of the Scheme	Total Cost (F.E.C.)	Estimated Expenditure up to June, 1984	Revised Estimates for 1984-85	Allocation for 1985-86			
					Total ADP	Foreign Exchange Component		
						Own Resources	Foreign Aid	
1	2	3	4	5	6	7	8	
A. FOOD AND AGRICULTURE DIVISION								
<i>(On-going)</i>								
1	Subsidy on Distribution of Fertilizer	...	—	—	1500·000	1440.158	—	—
Total—SUBSIDY ON FERTILIZER	1440.158	1440.158	—	—

(17—18)



SUBSIDY ON FERTILIZER

(Million Rupees)

Sl. No.	Name, Location and Status of the Scheme	Total Cost (F.E.C.)	Estimated Expenditure up to June, 1984	Revised Estimates for 1984-85	Allocation for 1985-86			
					Total ADP	Foreign Exchange Component		
						Own Resources	Foreign Aid	
1	2	3	4	5	6	7	8	
A. FOOD AND AGRICULTURE DIVISION								
<i>(On-going)</i>								
1	Subsidy on Distribution of Fertilizer	...	—	—	1500.000	1440.158	—	—
Total—SUBSIDY ON FERTILIZER	1440.158	1440.158	—	—

(17—18)

INDUSTRY

(19-20)

INDUSTRY

(Abstract)

(Million Rupees)

Sl. No.	Sub-Sector	Allocation for 1985-86	Foreign	Exchange	Component
			Total	Own Resources	Foreign Aid
1	2	3	4	5	6
1.	Industrial Corporations	416.746	63.000	—	63.000
2.	Export Processing Zone	44.583	2.400	2.400	—
3.	Technical Training Projects	8.987	2.030	0.030	2.000
4.	Printing Corporation of Pakistan Presses	6.030	4.580	4.580	—
5.	Pakistan Security Printing Corporation/ Printing Press.	91.243	85.351	85.351	—
6.	Export Promotion.	19.111	18.300	—	18.300
7.	Technical Assistance Project	66.000	66.000	—	66.000
8.	Special Areas	18.789	—	—	—
Total (Industry)		671.489	241.661	92.361	149.300

(21-22)

INDUSTRY

(Million Rupees)


Sl. No.	Name, Location and Status of the Scheme	Total Cost (F.E.C.)	Estimated Expenditure up to June, 1984	Revised Estimates for 1984-85	Allocation for 1985-86		
					Total ADP	Foreign Exchange Component	
						Own Resources	Foreign Aid
1	2	3	4	5	6	7	8
A. PRODUCTION DIVISION							
I. PASMIC							
1.	Pakistan Steel Mills	24700.000	24050.000	650.000	—	—	—
2.	Independent water supply scheme (Un-app.) ..	300.000 (8.000)	—	—	8.764	—	—
Total (PASMIC) ..			650.000	8.764	—	—	—
II. NFC							
3.	SSP Plant, Haripur (Approved)	177.320 (26.440)	—	—	43.568	—	—
4.	Phosphatic Acid Pilot Plant. (App.) ..	9.980 (7.080)	—	—	4.224	—	—
5.	SSP Plant, Jaranwala (Un-app.) ..	168.000 (35.000)	—	—	0.088	—	—
Total (NFC) ..			—	47.880	—	—	—
III. SCCP							
6.	D.G. Khan Cement Project, D.G. Khan (Revised Un-approved)	1249.790 (604.55) 432.470	932.970	276.000	176.441	—	13.000
7.	Pak Cement Project, Daud Khel (App.) ..	(100.190)	104.330	85.000	65.778	—	50.000
Total (SCCP) ..			361.000	242.219	—	63.000	—
IV. FCCCL							
8.	Plastic Technology Centre, Karachi. (Un-app.)	7.560 (280.000)	—	—	0.438	—	—
Total (FCCCL) ..			—	0.438	—	—	—
V. SEC							
9.	Heavy Electrical Complex. (Un-approved) ..	480.000 (280.00)	0.100	10.000	43.823	—	—
Total (SEC) ..			10.000	43.823	—	—	—
VI. NWFP EQUITY							
10.	Equity for Un-programmed Industrial Projects in NWFP	—	—	—	73.622	—	—
Total (Equity) ..			—	73.622	—	—	—
Total (Production Division) ..				1021.000	416.746	—	63.000

(Million Rupees)

Sl. No.	Name, Location and Status of the Scheme	Total Cost (F.E.C.)	Estimated Expenditure up to June, 1984	Revised Estimates for 1984-85	Allocation for 1985-86			
					Total ADP	Foreign Exchange Component		
						Own Resources	Foreign Aid	
1	2	3	4	5	6	7	8	
B. INDUSTRIES DIVISION								
<i>(On-going Schemes)</i>								
11.	Export Processing Zone, Karachi (App.) ..	317.400 (63.100)	265.170	15.000	44.583	2.400	—	
12.	UNIDO Assistance to IACP. (App.) ..	4.510 (2.170)	2.120	0.680	1.505	—	—	
<i>Phase-II</i>								
13.	Balancing and Mod. of Workshop Facilities at PITAC, Lahore. (Approved) ..	9.880 (7.880)	5.800	3.870	0.256	—	—	
14.	Leather Industry Development Organization, Karachi. (Approved).	4.980 (1.040)	1.550	1.500	1.303	0.030	—	
15.	Pakistan Textile Craft Development Organization, Ibd. (Approved.).	4.980 (0.220)	0.970	—	0.236	—	—	
16.	Pulp and Paper Advisory Centre, Lahore. (App.)	4.970	—	—	1.641	—	—	
17.	Development of Portfolio Brief, Phase-II (App.)	14.440	—	—	0.441	—	—	
18.	Development of Capital Goods Industry Phase-II Karachi (App.)	14.750 (12.150)	—	0.200	0.441	—	—	
Total (On-going) ..					21.250	50.406	2.430	—
<i>(New Schemes)</i>								
19.	Development of National Scheme of Industrial Training Centre, Karachi (Appd.).	9.850 (8.350)	—	—	0.805	—	—	
20.	Setting up of Pakistan Institute of Entrepreneurship Training. (Un-Appd.).	10.360 (10.360)	—	—	2.000	—	2.000 (IDA)	
21.	Improvement of Policy Planning Development and Statistical Cell Phase-II. (Un-Appd.).	1.490	—	1.080	0.359	—	—	
Total (New) ..					1.080	3.164	—	2.000
Total (Industries Division) ..					22.330	53.570	2.430	2.000
C. FINANCE DIVISION								
22.	Pakistan Security Printing Corporation Ltd., Expansion Project, Karachi. (Appd.).	643.700	569.770	87.880	85.351	85.351	—	
23.	Printing Press (M/o Finance)	—	—	—	5.892	—	—	
Total (Finance Division) ..					87.880	91.243	85.351	—
D. CABINET DIVISION								
24.	BMR of Govt. Printing Corporation of Pakistan Presses, Karachi, Lahore and Islamabad. (Appd.).	55.630 (23.750)	—	16.850	6.030	4.580	—	
Total (Cabinet Division) ..					16.850	6.030	4.580	—


(Million Rupees)

Sl. No.	Name, Location and Status of the Scheme	Total Cost (F.E.C.)	Estimated Expenditure up to June, 1984	Revised Estimates for 1984-85	Allocation for 1985-86		
					Total ADP	Foreign Exchange Component	
						Own Resources	Foreign Aid
1	2	3	4	5	6	7	8
E. COMMERCE DIVISION							
24.	UNDP Financed Export Promotion Development. (Export Promotion Bureau, Karachi) (App.).	43.610	7.530	15.500	19.111	—	18.300 (UNDP)
Total (Commerce Division)				15.500	19.111	— 18.300
F. PLANNING & DEVELOPMENT DIVISION							
25.	Technical Assistance Project Cell, Islamabad. (App.).	92.160 (91.000)	22.680	18.000	66.000	—	66.000 (IDA-World Bank)
Total (Planning & Development Division)				18.000	66.000	— 66.000
G KA & NA DIVISION :							
	(i) A. K.	—	—	14.107	—	—
	(ii) N. A.	—	—	0.450	—	—
Total (KA & NA Division)				—	14.557	—
H. S & FR DIVISION :							
	(i) FATA/DC	—	—	4.232	—	—
Total (S & FR Division)				—	4.232	—
Total—INDUSTRY				—	671.489	92.361 149.300



MINERALS

(27-28)




MINERALS

(Abstract)

(Million Rupees)

Sl. No.	Sub-sector	Allocation for 1985-86	Foreign Exchange Component		
			Total	Own Resources	Foreign Aid
1	2	3	4	5	6
1.	Mineral Co-ordination Board	0.985	—	—	—
2.	Geological Survey of Pakistan	48.303	35.960	—	35.960
3.	Pakistan Mineral Development Corporation	27.351	21.000	2.000	19.000
4.	Resources Development Corporation	9.650	—	—	—
5.	Gemstone Corporation of Pakistan	6.362	2.838	—	2.838
6.	Nuclear Mineral Survey	61.537	20.000	20.000	—
7.	Uranium Exploration	12.768	3.618	3.618	—
8.	Special Areas	11.772	—	—	—
Total (MINERALS)		178.728	83.416	25.618	57.798

(29--30)



MINERALS

(Million Rupees)

Sl. No.	Name, Location and Status of the Scheme	Total Cost (F.E.C.)	Estimated Expenditure up to June, 1984	Revised Estimates for 1984-85	Allocation for 1985-86		
					Total ADP	Foreign Exchange Component	
						Own Resources	Foreign Aid
1	2	3	4	5	6	7	8
A. MINISTRY OF PETROLEUM AND NATURAL RESOURCES							
I. G.S.P.							
1.	Establishment of National Geodata Centre at Islamabad, 1982-85 (App.)	4.172 (0.350)	1.40	1.385	1.200	—	0.600 (UNDP/USAID)
2.	Exploration of Thatta Sonda Coal, Sind (1982-85)	4.521 (1.530)	0.870	1.505	0.900	—	—
3.	Tectonic & Mineral Resources of Northern Pakistan, a GSP-Oregon State University Joint Project (1982-87) (App.)	3.608	0.808	1.000	1.000	—	1.000 (USNSF)
4.	Exploration of Lead Zinc Barite Prospects in Lasbela-Khuzdar Metallogenic Belt, a GSP UNDP Collaborative Project. (1984-1986) (App.)	18.485 (10.500)	—	7.500	7.100	—	6.000 (UNDP)
5.	Establishment of Report Printing Cartographic and Scribing Facilities in Geological Survey of Pakistan (1984-87) (App.)	7.500	—	1.300	1.200	—	—
6.	Construction of Residential Accommodation for GSP at Muzaffarabad Azad Kashmir (1984-89) (App.)	7.560	—	1.500	1.300	—	—
7.	Construction of Laboratories for the Geological Survey of Pakistan at Islamabad (1985-86) (App.)	8.388	—	4.000	4.200	—	—
8.	Establishment of National Paleontological & Sedimentological Laboratories (1984-88). (Un-app.)	8.500 (4.500)	—	1.500	1.400	—	0.500 (USNSF)
9.	Establishment of Training Institute in GSP (1984-87). (Un-app.)	43.690 (1.200)	—	1.500	—	—	—
10.	Geological Appraisal of Mineral Resources in Azad Jammu and Kashmir. 1984-87 (Un-app.)	5.210	—	1.000	0.400	—	—
11.	Preliminary Exploration of Metallic Minerals in NWFP. (Un-app.)	30.000	—	—	0.900	—	—
12.	Energy Planning & Development Umbrella Project (Coal Resources Assessment) (1984-88). (Un-app.)	99.670 (77.280)	—	10.070	27.860	—	27.860 (USAID)
13.	Construction of Residential Accommodation for the GSP at Karachi, Quetta, Lahore, Islamabad & Peshawar. (1984-89). (Un-app.)	193.300	—	2.500	0.843	—	—
Total (GSP) ..				34.760	48.303	—	35.960
II. Pakistan Mineral Development Corporation							
14.	Development of Coal Mines at Lakhra (Other than for power generation). Recommended by CWDP for approval of the ECNEC.	42.731 (8.233)	30.000	5.000	7.460	2.000	—
15.	Exploration of Good Hope Area, Degari, Baluchistan. (App.)	6.000	0.500	0.500	—	—	—
16.	Feasibility Study for Production of Smokeless Coal Briquettes.	3.000 (2.800)	—	—	2.895	—	—
17.	Salt Iodization Plant. (App.)	8.260 (1.221)	0.652	2.000	1.178	—	1.000
18.	Exploratory Drilling for Salt Solution Mining Feasibility Study. (App.)	40.000 (15.000)	15.000	—	0.965	—	—
19.	Exploration of Northern Block of Lakhra Coal Field. (Un-app.)	47.400 (4.500)	—	—	11.788	—	2.000
20.	Feasibility Study of Nagarparkar China Clay and Elutriation Plant. (Un-app.)	5.000 (4.300)	3.175	—	3.065	—	—
Total (P.M.D.C.) ..				7.500	27.351	2.000	19.000*

*Includes Rs. 16 million Energy Sector loan.

(Million Rupees)

Sl. No.	Names, Location and Status of the Scheme	Total Cost (F.E.C.)	Estimated Expenditure up to June, 1984	Revised Estimates for 1984-85	Allocation for 1985-86		
					Total ADP	Foreign Exchange Component	
						Own Resources	Foreign Aid
1	2	3	4	5	6	7	8
III. Gemstone Corporation of Pakistan Ltd.							
21.	Exploration of gemstones in Dir and Chitral Distts. (App.).	4.950 (0.500)	1.350	2.356	0.124	—	—
22.	Development of Emerald Quarry at Gujar Killi. (App.).	2.589	1.904	0.813	0.330	—	—
23.	Development of Mine-2 of Mingora Emerald Deposits. (App.).	11.723 (1.722)	9.567	1.400	1.269	—	—
24.	Gemstone Exploration and Beneficiation—A Col laboratory Project between GEMCP and ANDP (Un-app.)	6.670 (3.900)	—	—	4.157	—	2.838 (UNDP)
25.	Jewellery Design and Manufacturing Project (Un-app.).	16.000 (2.000)	0.645	—	0.482	—	—
Total (Gemstone Corporation of Pakistan) ..				4.569	6.362	—	2.838
IV. Resource Development Corporation (RCD)							
26.	Saindak Integrated Mineral Development Project. (Un-app.).	5000.000 (2937.500)	154.747	40.000	9.650	—	—
V. Mineral Coordination Board (MCB) :							
27.	Feasibility Studies on Minerals. (App.) ..	3.000 (0.550)	0.910	1.020	0.985	—	—
Total (M/o. Petroleum Natural Resources) ..				87.849	92.651	2.000	57.798
B. PRESIDENT SECRETARIAT (PAEC)							
28.	Nuclear Mineral Survey (Un-app.)	250.000 (77.624)	150.290	62.000	61.537	20.000	—
29.	Detailed Exploration of Uranium in D. G. Khan (Un-app.) ..	88.600 (16.600)	56.941	14.646	12.768	3.618	—
Total (President Secretariat) ..				76.646	74.305	23.618	—
C. KA & NA DIVISION :							
(i) A. K... ..				—	6.410	—	—
Total—(KA & NA Division) ..				—	6.410	—	—
D. S & FR DIVISION :							
(i) FATA/DC				—	5.362	—	—
Total—(MINERALS) ..				164.495	178.728	25.618	55.798

WATER

(33-34)

WATER**(Abstract)****(Million Rupees)**

Sl. No.	Sub-sector	Allocation for 1985-86	Foreign Exchange Component		
			Total	Own Resources	Foreign Aid
1	2	3	4	5	6
1.	Indus Basin/Tarbela	385.440	240.000	30.000	210.000
2.	Flood Control Programme	175.796	—	—	—
3.	Canal Rehabilitation Project	435.236	354.000	—	354.000
4.	Command Water Management	195.000	195.000	—	195.000
5.	WAPDA :				
	(i) Chashma Right Bank Canal	445.931	157.000	—	157.000
	(ii) Khanpur Dam	33.475	—	—	—
	(iii) Hub Dam	25.300	—	—	—
	(iv) Accelerated Programme	2018.087	551.000	—	551.000
	(v) General Investigations	86.235	—	—	—
6.	On-farm Water Management	62.000	62.000	—	62.000
7.	Tubewell Subsidy	6.909	—	—	—
8.	Meteorological Services	14.726	3.153	0.380	2.773
9.	Survey of Pakistan	4.383	—	—	—
10.	Special Areas	112.221	—	—	—
	Total (Water)	4000.739	1562.153	30.380	1531.773

(35-36)

WATER

(Million Rupees)

Sl. No.	Name, Location and Status of the Scheme	Total Cost (F.E.C.)	Estimated Expenditure up to June, 1984	Revised Estimates for 1984-85	Allocation for 1985-86		
					Total ADP	Foreign Exchange Component	
						Own Resources	Foreign Aid
1	2	3	4	5	6	7	8
A. MINISTRY OF WATER & POWER							
WAPDA							
1.	Khanpur Dam						
	(a). Main	1385.000 (95.792)	1316.688	20.000	} 33.475	—	—
	(b). Remedial	80.000	—	21.000			
2.	Karachi Irrigation Project						
	(a). Remedial (Ph-I)	159.000 (80.000)	104.422	1.000	—	—	—
	(b). Remedial (Phase-II)	67.960	—	37.000	25.300	—	—
3.	Chashma Right Bank Canal	3477.554 (503.373)	830.059	450.000	445.931	—	157.000*
4.	SCARPs (Accelerated Programme)	—	3845.333	1544.846	2018.087	—	551.000
5.	Investigations	—	81.090	82.576	86.235	—	—
	Total (WAPDA)			2156.422	2609.028	—	708.000
6.	Canal Rehabilitation Project	2077.520 (2073.500)	—	255.000	435.236	—	354.000*
7.	Command Water Management	1127.429 (87.241)	—	20.000	195.000	—	195.000
8.	Flood Control Programme	6320.000	205.000	130.000	175.796	—	—
9.	Indus Basin/Tarbela	—	—	360.810	385.440	30.000	210.000
	Total (M/o Water & Power)			2922.232	3800.500	30.000	1467.000
B. FOOD AND AGRICULTURE DIVISION							
10.	On-farm Water Management	—	—	—	62.000	—	62.000
11.	Tubewell Subsidy	—	—	—	6.909	—	—
	Total (Food and Agri. Division)			—	68.909	—	62.000
C. AVIATION DIVISION							
(Pak Meteorological Department)							
12.	First Class Surface Observatories.	3.235 (0.042)	3.326	0.350	—	—	—
13.	First Class Surface Observatory, Larkana.	1.538 (0.052)	1.103	0.100	—	—	—
14.	Upper wind Observatories (Pilot Balloon Observatories).	2.542 (0.162)	2.393	0.050	—	—	—
15.	Dependent Met. Offices and Aeromet Stations.	1.696	1.527	0.500	0.351	—	—
16.	Ground Station for Receiving Weather Satellite Data (APT), Karachi.	2.012 (0.688)	1.326	0.500	0.176	—	—
17.	Remote Recording Equipment at Karachi Airport.	6.058 (1.720)	3.816	0.900	1.142	—	—
18.	Remote Recording Equipment at Nine Airports.	5.060 (1.430)	4.159	1.015	0.879	—	—

*Re-imbursable foreign aid in rupee.

(Million Rupees)

Sl. No.	Name, Location and Status of the Scheme	Total Cost (F.E.C.)	Estimated Expenditure up to June, 1984	Revised Estimates for 1984-85	Allocation for 1985-86		
					Total ADP	Foreign Exchange Component	
						Own Resources	Foreign Aid
1	2	3	4	5	6	7	8
19.	Provision of Additional Met. facilities in Northern Regions.	13.522 (2.800)	10.658	0.500	—	—	—
20.	Const. of residential Accommodation at G.C. Quetta.	3.287	3.174	—	0.351	—	—
21.	Quantitative Precepitation Measurement Radar Sialkot and Satellite Readout Station at Lahore.	10.755 (4.797)	10.812	0.400	—	—	—
22.	Dev. of River Flow and Flood Forecasting Techniques Flood Forecasting and Warning Centre, Lahore.	9.721 (6.592)	9.721	0.050	—	—	—
23.	Seismic Observatory, Khuzdar	2.050 (0.240)	1.734	0.600	0.088	—	—
24.	Boundary wall around residential quarters at PBO Khanpur.	0.159	0.050	0.100	—	—	—
25.	Const. of Library Block at Upper Atmospheric Research Station, Peshawar.	0.215	0.340	0.025	0.026	—	—
26.	Const. of boundary wall around Met. Complex, University Road, Karachi.	1.471	—	1.000	0.439	—	—
27.	Institute of Meteorology and Geophysics, Karachi.	4.708	—	1.200	0.880	—	—
28.	Data Processing Centre, Karachi	7.880 (6.019)	—	1.300	1.627	—	1.000
29.	Pilot Balloon Observatory, Sialkot. ..	1.278	0.200	0.500	0.097	—	—
30.	Pilot Balloon Observatory (PBO), Drosh.	2.507	—	0.400	0.351	—	—
31.	Const. of observatory building and residential accommodation at Murree.	2.624	—	1.000]	0.615	—	—
32.	Air Pollution Station Chitral.	0.200 (0.060)	0.060	0.200	0.026	—	—
33.	Regional Background Air Pollution Station at Quetta.	0.193 (0.101)	—	0.200	0.080	—	—
34.	Repairs of residential quarters and W/s. and S/I arrangements at Met. Colony, Gilgit.	0.376	—	0.400	—	—	—
35.	Const. of residential accommodation for Surface Observatory, Bahawalpur.	0.674	0.100	0.500	0.088	—	—
36.	Re-construction of boundary Wall at PBO, D. I. Khan.	0.850	0.200	0.600	0.088	—	—
37.	Construction of Mosque at Upper Atmospheric Research Station, Peshawar.	0.178	—	0.200	0.022	—	—
38.	Variometer Hut at Geophysical Centre, Quetta.	0.248	—	0.250	0.022	—	—
Total (On-going)				12.840	7.348	—	1.000

(Million Rupees)

Sl. No.	Name, Location and Status of the Scheme	Total Cost (F.E.C.)	Estimated Expenditure up to June, 1984	Revised Estimates for 1984-85	Allocation for 1985-86			
					Total ADP	Foreign Exchange Component		
						Own Resources	Foreign Aid	
1	2	3	4	5	6	7	8	
<i>(New Schemes)</i>								
39.	National Agromet Centre, Islamabad	6.043 (5.152)	—	—	1.578	—	0.848	
40.	Regional Agromet Centre, Islamabad	0.960 (0.220)	—	—	0.228	—	0.220	
41.	Regional Agromet Centre, Faisalabad	1.030 (0.290)	—	—	0.650	—	0.290	
42.	Regional Agromet Centre, Quetta	0.947 (0.207)	—	—	0.568	—	0.207	
43.	Regional Agromet Centre, Tandojam	0.948 (0.208)	—	—	0.744	—	0.208	
44.	Const. of observatory building at Kakul.	1.646	—	—	0.613	—	—	
45.	Conts. of observatory building at Garhi Dopatta.	1.300	—	—	0.351	—	—	
46.	Up-grading of Surface observatory at Muzaffarabad to upper wind observatory	1.997 (0.105)	—	—	0.393	0.080	—	
47.	Const. of boundary wall at WSR Sargodha.	0.300	—	—	0.174	—	—	
48.	Establishment of an Agromet Station at Pasni Airport.	1.829 (0.500)	—	—	0.650	0.300	—	
49.	Establishment of an Agromet Station at Bannu Airport.	3.766 (0.500)	—	—	0.082	—	—	
50.	Const. of PBO-cum-DMO building at Skardu Airport.	4.840	—	—	0.351	—	—	
51.	Re-location of Nilore observatory.	2.322	—	—	0.996	—	—	
Total (New Schemes)				..	—	7.378	0.380	1.773
Total (Aviation Division)				..	12,840	14.726	0.380	2.773

D. DEFENCE DIVISION

(Survey of Pakistan)


52.	Multipurposes Geodetic Survey Marks, R'Pindi.	3.450	2.360	0.230	0.247	—	—
53.	Extension of Mosque in Survey of Pak. Premises, R' Pindi.	0.200	—	—	0.200	—	—
54.	Construction of Survey Training Institute, Islamabad.	5.600	—	3.252	2.348	—	—
55.	Construction of 1st Floor of existing office Building for M.R.I.O., R'Pindi.	1.536	—	—	0.838	—	—

(Million Rupees)

Sl. No.	Name, Location and Status of the Scheme	Total Cost (F.E.C.)	Estimated Expenditure up to June, 1984	Revised Estimates for 1984-85	Allocation for 1985-86					
					Total ADP	Foreign Exchange Component				
						Own Resources	Foreign Aid			
1	2	3	4	5	6	7	8			
56.	Replacement of barbed wire fencing of compound wall of Survey of Pak. premises R'Pindi.	0.204	—	—	0.200	—	—			
57.	Provision of sewer line in the residential colony, survey of pak., Quetta.	0.080	—	—	0.080	—	—			
58.	Special Repairs Quetta (Roof-treatment)	0.489	—	—	0.280	—	—			
59.	Construction of 2 Nos. Bath Rooms in S.O.P. building at Murree.	0.080	—	—	0.080	—	—			
60.	Construction of Canteen in Survey of Pakistan, Rawalpindi.	0.169	—	—	0.110	—	—			
Total (Defence Division)				..	3.482	4.383	—	—		
E. KA & NA DIVISION :										
(i)	AK	—	—	7.136	—	—
(ii)	NA	—	—	4.987	—	—
Total (KA & NA Division)				..	—	12.123	—	—	—	—
F. S & FR DIVISION :										
(i)	FATA/DC	—	—	100.098	—	—
Total (S & FR Division)				..	—	100.098	—	—	—	—
Total—WATER				..	2938.554	4000.739	30.380	1531.773	—	—

POWER

(41-42)




[POWER

(Abstract)

(Million Rupees)

Sl. No.	Sector	Provision for 1985-86	Foreign Exchange Component		
			Total	Own Resources	Foreign Aid
1.	WAPDA	8370.349	3716.569	72.569	3644.000
	(i) Generation	4153.236	2115.008	14.369	2100.639
	(ii) Transmission	1216.865	805.839	3.200	802.639
	(iii) Secondary Transmission and Grid Stations ..	1302.750	350.000	5.000	345.000
	(iv) Distribution	723.750	150.000	50.000	100.000
	(v) Village Electrification	965.000	29.000	—	29.000
	(vi) Energy Sector Loan	—	266.722	—	266.722
	(vii) Diesel Generation sets	8.748	—	—	—
2.	Small Hydel Projects	18.089	—	—	—
3.	Pakistan Atomic Energy Commission	241.714	58.900	58.900	—
4.	Special Areas	237.051	—	—	—
	Total (Power)	8867.203	3775.469	131.469	3644.000

(43-44)



POWER

(Million Rupees)


Sl. No	Name, Location and Status of the Scheme	Total Cost (F.E.C.)	Estimated Expenditure up to June, 1984	Revised Estimates for 1984-85	Allocation for 1985-86			
					Total ADP	Foreign Exchange Component		Foreign Aid
						Own Resources		
1	2	3	4	5	6	7	8	
A. MINISTRY OF WATER AND POWER								
1. WAPDA								
	(i) Generation	—	—	3939.308	4153.236	14.369	2100.639	
	(ii) Transmission	—	—	847.454	1216.865	3.200	802.639	
	(iii) Secondary Transmission	—	—	1293.467	1302.750	5.000	345.000	
	(iv) Distribution	—	—	1160.000	723.750	50.000	100.000	
	(v) Village Electrification	—	—		965.000	—	29.000	
	(vi) Energy Sector Loan	—	—	—	—	—	266.722	
	(vii) Diesel Generation sets	—	—	—	8.748	—	—	
	Total (WAPDA)			7240.229	8370.349	72.569	3644.000	
	2. Small Hydel Diesel Projects	—	—	—	18.089	—	—	
	Total (Ministry of Water and Power)			7240.229	8388.438	72.569	3644.000	
B. PRESIDENT SECRETARIAT								
(PAEC)								
On-going Schemes								
	3. Chashma Nuclear Power Project. (App.) ..	16818.000 (9965.000)	250.319	146.000	131.240	50.000	—	
	4. Fuel Reprocessing Plant.	Classified	—	181.568	—	—	—	
	5. PAEC Headquarters Building. (App.) ..	64.558 (6.000)	26.885	33.809	6.832	—	—	
	6. Nuclear Medical Centre INMOL Lahore (Un-app.)	5.484 (5.484)	5.423	0.361	—	—	—	
	7. Shore Protection for KANUPP. (App.) ..	17.487	7.795	5.000	3.503	—	—	
	8. Residential Colony for NIAB, Faisalabad. (App.)	29.260	—	8.171	10.518	—	—	
	9. Nuclear Medical Centre, Quetta	41.259 (13.934)	—	5.115	13.993	6.000	—	
	10. Flat Type Residential Colony for PAEC Employees at Islamabad. (Un-app.)	57.318	—	—	4.632	—	—	
	11. National Institute for Bio Technology & Genetic Engineering, Lahore. (Un-app.)	192.600 (39.000)	—	5.000	35.030	2.900	—	
	12. Girls School for PINSTECH Residential Colony	1.951	1.756	0.195	0.183	—	—	
	13. Providing Additional Facilities and Essential Services at IRNUM, Peshawar.	1.975	—	1.018	0.917	—	—	
	14. Residential Colony for NMC(LINAR), Larkana.	1.975	—	0.818	1.013	—	—	
	15. Construction of Bio-Assay Lab. at PINSTECH.	1.850	—	0.867	0.907	—	—	
	Total (On-going Schemes)			387.922	208.768	58.900	—	

(Million Rupees)

Sl. No.	Name, Location and Status of the Scheme	Total Cost (F.E.C.)	Estimated Expenditure up to June, 1984	Revised Estimates for 1984-85	Allocation for 1985-86			
					Total ADP	Foreign Exchange Component		
						Own Resources	Foreign Aid	
1	2	3	4	5	6	7	8	
<i>(New Schemes)</i>								
16.	Residential Colony for Employees of PINSTECH.	25.083	—	—	9.430	—	—	
17.	Construction of Scientific Store of Admn. Block for PINSTECH.	11.953	—	—	8.396	—	—	
18.	Purchase of Land and Construction of Colony for AEMC, Multan.	8.000	—	—	0.965	—	—	
19.	Extension of AEMC, Multan	3.863	—	—	3.728	—	—	
20.	Extension of AEARC, Tandojam	3.700	—	—	3.571	—	—	
21.	Construction of Seeds Storage Building Solvent Stores Room and Rest House at NIAB, Faisalabad.	1.662	—	—	1.255	—	—	
22.	Construction of Animal House Services Building and Director Residence at INMOL, Lahore.	1.933	—	—	1.865	—	—	
23.	Purchase of Land for PINSTECH to set up Workshop, Carriage for Parking of Vehicles.	3.872	—	—	3.736	—	—	
Total (New Schemes)					—	32.946	—	—
Total (President Secretariat)					387.922	241.714	58.900	—
C. KA & NA DIVISION :								
(i) A.K.					—	128.450	—	—
(ii) N.A.					—	41.601	—	—
Total (KA & NA Division)					—	170.051	—	—
D. S & FR DIVISION :								
(i) FATA					—	67.000	—	—
Total (S & FR Division)					—	67.000	—	—
Total—POWER					7628.151	8867.203	131.469	3644.000

FUELS

(47-48)




FUELS

(Abstract)

(Million Rupees)

Sl. No.	Sub-sector	Allocation for 1985-86	Foreign Exchange Component		
			Total	Own Resources	Foreign Aid
1	2	3	4	5	6
1.	Oil and Gas Development Corporation	.. 2229.150	1601.000	500.000	1101.000
2.	Petroleum Concessions	608.432	530.383	530.383	—
3.	Gas Operations	60.794	5.502	5.502	—
4.	HDIP	12.738	6.000	—	6.000
5.	DG Energy Resources	36.986	28.000	—	28.000
6.	Energy Plantation	61.341	55.000	—	55.000
7.	ENERPLAN	32.020	27.000	—	27.000
8.	ENERCON	6.000	—	—	—
Total (FUELS)		.. 3047.461	2252.885	1035.885	1217.000

(49-50)



FUELS

(Million Rupees)

Sl. No.	Name, Location and Status of the Scheme	Total Cost (F.E.C.)	Estimated Expenditure up to June, 1984	Revised Estimates for 1984-85	Allocation for 1985-86		
					Total ADP	Foreign Exchange Component	
						Own Resources	Foreign Aid
1	2	3	4	5	6	7	8
A. MINISTRY OF PETROLEUM AND NATURAL RESOURCES							
I. OGDC							
1.	Development of Oil & Gas Resources Exploratory Survey & Drilling throughout Pakistan (Un-App).	5025.703 (3566.261)	390.569	537.842	394.757	186.000	—
2.	Petroleum Exploration Project Survey/Drilling throughout Pakistan. (App.)	1303.025 (790.400)	63.102	312.000	392.065	—	257.000
3.	Off-shore Exploration Project. (Un-app.)	193.690 (153.325)	—	—	9.650	—	—
4.	Development of Tando Alam Oil Field Project, Sind. (Un-app.)	233.227 (136.169)	—	—	167.260	136.000	—
5.	Dakhni Development Project Phase-I Punjab (App.)	614.551 (462.894)	110.000	319.115	204.775	119.000	—
6.	Pirkoh Development Project Phase-11 (Un-app.)	1319.500 (806.211)	—	141.569	363.230	—	285.000
7.	Toot Development Project Phase-II (App.)	512.376 (319.780)	130.000	220.289	33.500	—	27.000
8.	Rodho Development Project Phase-I, Punjab (Un-App.)	123.884 (72.828)	—	75.032	55.179	26.000	—
9.	Dhodak Development Project Phase-II, Punjab (Un-App.)	540.000 (348.000)	—	—	1.930	—	—
10.	Modernization and Upgradation of Drilling Equipment Project. (App.)	1844.700 (1447.300)	105.665	21.966	—	—	—
11.	Project for Drilling Material Reserve (App.)	127.682 (111.028)	—	—	136.902	33.000	—
12.	Acquisition of Equipment Technology for Stimulation of Oil and Gas Wells by fracture Treatment (App.)	226.612 (198.065)	—	—	2.148	—	—
13.	Canadian Technical Assistance Programme Phase-I and II. (App.)	309.899 (227.795)	—	32.886	83.405	—	76.000
14.	Tando Alam-Karachi Pipeline Project (Un-app.)	497.481 (228.345)	—	—	—	—	—
15.	Construction of OGDC Office Building Project (Un-app.)	80.000 (10.000)	—	—	4.825	—	—
16.	Joint Ventures	—	504.887	213.000	343.019	—	—
17.	Nandpur Development Project	—	—	—	9.650	—	—
18.	Panjpir Development Project	—	—	—	26.855	—	—
19.	Energy Sector loan	—	—	—	—	—	456.000
Total (OGDC)			..	1873.699	2229.150	500.000	1101.000
II. Directorate-General Petroleum Concession							
20.	Pak Stanvac Petroleum Project/Mari Gas Company	—	—	65.765	38.065	—	—
21.	Union Texas Pakistan Inc.	—	—	214.160	391.259	391.259	—


(Million Rupees)

Sl. No.	Name, Location and Status of the Scheme	Total Cost (F.E.C.)	Estimated Expenditure up to June, 1984	Revised Estimates for 1984-85	Allocation for 1985-86		
					Total ADP	Foreign Exchange Component	
						Own Resources	Foreign Aid
1	2	3	4	5	6	7	8
22.	Occidental of Pakistan Inc.	—	—	153.301	147.810	139.124	—
23.	PPL-OGDC-GPG J/V	—	—	16.771	27.419	—	—
24.	Pak-Hunt Petroleum Project (Nazarani Gasfield.) (New)	—	—	0.003	0.869	—	—
25.	ARCO Pakistan Inc.	—	—	—	1.390	—	—
26.	Crescent Petroleum Exploration Company	—	—	—	0.556	—	—
27.	Promotion of Petroleum Exploration in Pakistan.	59.300 (54.170)	—	—	0.021	—	—
28.	Payment to District Councils and Union Councils in new Discoveries.	—	—	—	1.043	—	—
Total (DGPC)				449.000	608.432	530.383	—
III. Directorate-General (Gas Operation) (Indus Gas Co. Ltd.)							
29.	Quetta Natural Gas Distribution Project (App.).	259.230 (39.771)	104.524	51.613	57.827	5.091	—
30.	Sui Field Villages Natural Gas Distribution Project	4.793 (0.424)	1.304	2.839	—	0.040	—
31.	Supply of Natural Gas of Dera Bugti	9.719 (0.941)	—	4.367	2.967	0.371	—
Total (DGGO)				58.819	60.794	5.502	—
IV. H. D. I. P. (On-going)							
32.	Petroleum Geology Lab. Phase II	6.8000	—	4.000	0.694	—	—
33.	Combustion Engineering Lab., Karachi	4.621 (3.122)	—	1.000	3.445	—	3.000
Total (On-going)				5.000	4.139	—	3.000
(New)							
34.	Evaluation of Hydrocarbon Potential of Baluchistan Basin Ph-III	1.504	—	—	0.694	—	—
35.	Feasibility for Petroleum Engineering Laboratories of HDIP	1.000	—	—	0.569	—	0.500
36.	Construction of Laboratory Building of PTC, Quetta	0.991	—	—	0.859	—	—
37.	Modernization & Strengthening of Fuel Lab., Karachi	3.344	1.672	—	1.449	—	—
38.	Expansion of Lubricant Evaluation & Std. Centre, Karachi	2.350	1.175	—	1.019	—	—

(Million Rupees)


Sl. No.	Name, Location and Status of the Scheme	Total Cost (F.E.C.)	Estimated Expenditure up to June, 1983	Revised Estimates for 1984-85	Allocation for 1985-86			
					Total ADP	Foreign Exchange Component		
						Own Resources	Foreign Aid	
1	2	3	4	5	6	7	8	
39.	Pilot Plan/Station for Process Development and Training, Karachi	111.501 (44.791)	—	—	0.867	—	—	
40.	Review of Petroleum Exploration Sedimentary Basins of Pakistan	39.960 (26.690)	—	—	3.142	—	2.500	
	Total (New) ..			—	8.599	—	3.000	
	Total (HDIP) ..			5.000	12.738	—	6.000	
V. Directorate-General (Energy Resources) :								
41.	Rural Energy Project. (Revised).	43.132 (16.800)	11.678	15.300	11.094	—	—	
42.	Renewable Energy for Village Electrification	36.110 (27.000)	12.700	2.800	—	—	—	
43.	Solar Development Project	39.500 (22.220)	9.790	4.000	—	—	—	
44.	Biogas Development Project	195.000	22.741	64.500	24.043	—	—	
45.	Economic Studies Project	8.800 (1.000)	2.160	1.400	1.849	—	—	
46.	Solar Energy for Remote and Under Developed Areas.	756.000 (3.780)	—	8.500	—	—	—	
	Total (DGER) ..			38.500	36.986*	—	28.000	
	Total (Ministry of Pet. & NR) ..			2425.018	2948.100	1035.885	1135.000	
B. FOOD AND AGRICULTURE DIVISION								
47.	Energy Plantation	—	—	—	61.341	—	55.000	
	Total (Food & Agri. Div.) ..			—	61.341	—	55.000	
C. PLANNING AND DEV. DIVISION								
48.	ENERPLAN	—	10.000	—	32.020	—	27.000	
49.	ENERCON	—	—	—	6.000	—	—	
	Total (Planning & Dev. Div.) ..			10.000	38.020	—	27.000	
	Total—FUELS ..			2435.018	3047.461	1035.885	1217.000	

*Releases will be made after projects are approved by the Finance and Planning.



TRANSPORT AND COMMUNICATIONS

(55-56)




TRANSPORT AND COMMUNICATIONS

(Abstract)

(Million Rupees)

Sl. No.	Sub-sector	Provision for 1985-86	Foreign Exchange Component		
			Total	Own Resources	Foreign Aid
1. Communications					
(i)	Telegraph and Telephones	1704.595	1086.830	400.000	686.830
(ii)	Special Communications Organisation	28.950	15.500	15.500	—
(iii)	Post Offices	65.733	—	—	—
2. Transport					
(i)	Ports and Shipping	200.063	39.000	12.000	27.000
(ii)	Roads, Bridges and Highways	893.480	295.000	15.000	280.000
(iii)	N.L.C.	27.985	—	—	—
(iv)	F.W.O.	30.675	—	—	—
(v)	Railways	1399.250	491.010	85.000	406.010
(vi)	Civil Aviation	132.089	2.000	—	2.000
(vii)	Airport Security Force	17.355	—	—	—
3.	Transport Research Programmes	8.889	2.000	—	2.000
4.	Special Areas	373.423	—	—	—
Total (Transport & Communications)		4882.487	1931.340	527.500	1403.840

(57-58)



TRANSPORT AND COMMUNICATIONS

(Million Rupees)

Sl. No.	Name, Location and Status of the Scheme	Total Cost (F.E.C.)	Estimated Expenditure up to June, 1984	Revised Estimates for 1984-85	Allocation for 1985-86		
					Total ADP	Foreign Exchange Component	
						Own Resources	Foreign Aid
1	2	3	4	5	6	7	8
A. MINISTRY OF COMMUNICATIONS							
I. T & T Department							
1.	Local Telephone System & Gateway Exchange ..	10413.990 (5314.01)	3615.330	906.240	897.210	—	—
2.	Coaxial Cable System	59.630 (27.860)	33.210	21.420	4.579	—	—
3.	Trunk Exchange and STD.	259.500 (97.850)	112.990	54.250	21.063	—	—
4.	Long distance network (VFT/PCOs open wire line and carrier system) other than carrier on Coaxial.	265.780 (110.130)	123.470	108.340	45.092	—	—
5.	Telegraph projects (Gentex Teleprinters Telex etc.).	231.230 (111.980)	55.180	76.770	63.671	—	—
6.	Microwave system	615.660 (351.040)	201.510	163.510	83.544	—	—
7.	VHF & other Radio System :	693.140 (501.810)	86.750	72.720	81.767	—	—
8.	Requirement of other Deptts./Agencies ..	19.900 (9.250)	8.000	6.900	4.579	—	—
9.	Training & Research	5.600	4.830	0.770	—	—	—
10.	Factories, Workshops and Store Organisation ..	—	—	—	—	—	—
11.	Building and Quarters	106.600	95.390	10.580	0.577	—	—
12.	Replacement, Improvement, Welfare amenities and other Misc. Works.	271.750 (110.410)	115.900	37.640	49.093	—	—
Total (On-going) Works ..				1459.140	1251.175	—	—
Total (New Schemes) ..				66.460	421.351	—	—
Minor Works				35.000	32.069	—	—
Total (T&T)				1560.600	1704.595	400.000	686.830
II. Special Communication Organization							
13.	Providing Trunk Telephone Facilities and Public Call Offices in RAs of Gilgit and Baltistan (Revised) (App.)	61.620 (11.442)	55.846	1.822	3.469	—	—
14.	Establishment of UBF Links to connect District HQs. with Capital Muzaffarabad and with each other in AJ & K. (App.)	15.170 (5.260)	13.411	1.921	1.544	0.110	—
15.	Expansion and Improvement of Telecommunication Facilities in AJ & K. (App.).	56.768 (17.983)	8.708	6.125	5.592	4.450	—
16.	Expansion and Improvement of Telecommunication Facilities in NAs of Gilgit and Baltistan. (App.).	54.580 (15.220)	1.848	10.700	2.220	0.490	—
17.	Provision of 300 Line Auto EMD Exchange at Muzaffarabad. (App.).	3.242 (1.760)	—	3.242	—	—	—
18.	Provision of Nation Wide Dialling Facilities to Rawalkot & Kotli AJ&K. (App.).	7.640 (3.056)	—	1.560	1.366	0.750	—
19.	Provision of NWD Facilities to Mirpur. (App.)	2.100 (1.000)	1.648	0.430	—	—	—
20.	Expansion and Improvement of Local Telephone System, Trunk Exchanges, Trunk Facilities (Line & Wires) for new Exchanges and Opening of New Public Call Offices in AJ&K. (Un-app.).	58.090 (15.810)	—	—	5.404	3.800	—

(Million Rupees)

Sl. No.	Names, Location and Status of the Scheme	Total Cost (F.E.C.)	Estimated Expenditure up to June, 1984	Revised Estimates for 1984-85	Allocation for 1985-86			
					Total ADP	Foreign Exchange Component		Foreign Aid
						Own Resources		
1	2	3	4	5	6	7	8	
21.	Expansion & Improvement of Local Telephone System, Trunk Exchanges, Trunk Facilities (Line & Wires) for new Exchanges and Opening of New Public Call Offices in Northern Areas. (Un-app.).	28.600 (15.000)	—	—	4.149	3.820	—	
22.	Provision of VHF Links between Remote Places of Northern Areas. (Un-app.).	4.376 (0.472)	—	—	1.491	0.826	—	
23.	Provision of VHF Links between Remote Places of Azad Jammu and Kashmir. (Un-app.).	8.564 (0.954)	—	—	2.832	0.954	—	
24.	Providing 180 Channels of Multi Channels VHF link for connecting small towens with main outlets in AJ&K. (Un-app.).	21.199 (6.800)	—	—	0.878	0.300	—	
Total (S. C. O.) ..				25.800	28.950	15.500	—	
III. Pakistan Post Offices								
<i>(On-going)</i>								
25.	128 Post Offices Buildings and 200 Quarters. (App.).	113.163	19.030	42.000	31.958	—	—	
26.	61 Post Office Buildings and 148 Quarters ..	96.008	—	16.000	19.300	—	—	
27.	Unforeseen Main Works	7.950	4.950	3.000	—	—	—	
28.	Manufacture of Railway Mail Vans	7.000	3.000	4.000	—	—	—	
Total (On-going) ..				65.000	51.258	—	—	
<i>(New)</i>								
29.	33 Post Office Buildings	34.558	—	—	6.755	—	—	
30.	Purchase of Plots & Buildings	4.000	—	—	3.860	—	—	
31.	Manufacturing of Railways Mail Vans	4.000	—	—	3.860	—	—	
Total (New) ..				—	14.475	—	—	
Total (Post Offices) ..				65.000	65.733	—	—	
IV. Ports & Shipping								
32.	Jinnah Bridge Phase II. (Un-app.)	200.000 (40.000)	—	5.000	7.238	—	—	
33.	Bander Qasim Project. (App.)	5100.000 (2313.120)	4211.856	308.000	164.050	5.000	15.000	
34.	Gawadar Fish Harbour. (Un-app.)	363.410 (292.500)	12.684	15.033	12.916	5.000	—	
35.	Permanent Campus for Pakistan Marine Academy. (App.)	111.686 (16.000)	76.686	10.000	12.000	—	12.000	
36.	Seamen's Training Centre. (App.)	8.105	6.365	—	1.447	—	—	
37.	Navigational Aids on the coast of Pakistan (Light House). (App.)	6.500 (1.400)	5.975	2.000	2.412	2.000	—	
Total (Ports & Shipping) ..				340.033	200.063	12.000	27.000	

(Million Rupees)

Sl. No.	Name, Location and Status of the Scheme	Total Cost (F.E.C.)	Estimated Expenditure up to June, 1984	Revised Estimates for 1984-85	Allocation for 1985-86			
					Total ADP	Foreign Exchange Component		Foreign Aid
						Own Resources		
1	2	3	4	5	6	7	8	
V. National Highways								
PUNJAB								
<i>Major On-going Schemes</i>								
38.	Const. of Ghazi Ghat Bridge	O-260.019 R-464.290	291.105	51.400	62.550	—	—	
39.	Providing carpetted dual C/Way mile 169/4-201/2 COAS House to Chablat Bridge.	O-116.017 R-240.000	94.298	30.146	25.055	—	—	
		FEC = 3.000						
40.	Const. of bridge over River Chenab at Talibwala. (App.).	301.796	5.000	10.000	31.775	—	—	
Total (Major On-going Schemes) ..					91.546	119.380	—	—
<i>Minor On-going Schemes</i>								
41.	Rehabilitation of Khanewal-Sahawal Section (N-5).	130.000	—	—	14.475	—	—	
42.	Rehabilitation of Gujranwala—Lalamusa Section (N-5).	70.000	—	—	24.125	—	—	
43.	Rehabilitation/Const. of NH mile 449/4 to 452 in Rahimyar Khan Distt. (App.).	O-3.354 R-5.109	1.406	1.652	1.930	—	—	
44.	Providing overlay on N-5 mile 201/25 to 207 in Attock Distt. (App.).	2.703	1.089	1.251	0.350	—	—	
45.	Imp. of N-5 from mile 143/5-165/4 in Rawalpindi Distt. (App.).	0.663	0.160	0.307	0.189	—	—	
46.	Imp. of N-5 const. of R/Walls Drains, breast walls and culverts in mile 105, 115, 119, 120, 133, and 135 near Jhelum. (App.).	3.803	1.612	1.653	0.511	—	—	
47.	Re-const. of Two Arch bridges in Km. 1477 N-5 near Jhelum. (App.).	11.665	—	9.515	1.999	—	—	
48.	Widening/Imp. of Two bridges in mile 673 and 674 in Sahawal Distt. (App.).	1.210	0.487	0.560	0.157	—	—	
49.	Restoration of Rain/Flood damages in Multan Circle from Adamwahan to Gamber. (App.).	3.633	1.000	0.946	1.628	—	—	
50.	Redecking of Canal bridges in mile 45 on N-5 in G/Wala Distt. (App.).	0.130	—	0.130	—	—	—	
51.	Redecking of damaged portion 285 spans of battery of culverts in mile 1317.42—1347.92 in Sheikhpura Distt. (App.).	3.112	—	3.112	—	—	—	
52.	Providing brick apron on side slopes of approaches of overhead bridge at Chanigoth on N-5 in Bahawalpur Distt. (App.).	2.609	—	2.609	—	—	—	
53.	Restoration of damages and Remedial measures in mile 59—65 in Gujranwala Distt. (App.).	5.023	—	2.806	2.130	—	—	

(Million Rupees)

Sl. No.	Name, Location and Status of the Scheme	Total Cost (F.E.C.)	Estimated Expenditure up to June, 1984	Revised Estimates for 1984-85	Allocation for 1985-86		
					Total ADP	Foreign Exchange Component	
						Own Resources	Foreign Aid
1	2	3	4	5	6	7	8
54.	Restoration of damages to NH N-5 mile 167/8 in Rawalpindi Distt. (App.).	1.495	—	1.495	—	—	—
55.	Redecking of damaged portion 25 spans battery of culverts in KM 1355.75 of N-5 in Sheikhpura District. (App.).	O- 0.318 R- 0.312	—	0.318	—	—	—
56.	Reconst. of bridges at KM 842 to 843 of NH in Bahawalpur Distt. (App.).	0.825	—	0.825	—	—	—
57.	Flood/Special repairs. (App.).	3.580	—	3.580	—	—	—
58.	Reconst. of overhead bridge in mile 156 of N-5 near Mandra. (App.).	1.828	1.504	—	0.313	—	—
59.	Const of overhead bridge in mile 94 of GT Road. (App.).	3.827	1.722	—	2.031	—	—
60.	Const. of Police Barracks on Ravi, Chenab and Jhelum Bridges. (App.).	0.575	0.259	—	0.305	—	—
61.	R. & R. of NH mile 473/4—474/4 (N-5). (App.).	1.080	0.932	—	0.143	—	—
62.	Special repair to battery of culverts in mile 88/3 on N-5. (App.).	0.134	0.060	—	0.071	—	—
63.	Restoration of flood damages on N-5 LMQ road including mile 735 near Okara. (App.).	1.806	1.553	—	0.244	—	—
64.	Redecking of battery of culverts on existing GT Road in mile 6/1. (App.).	0.250	0.214	—	0.034	—	—
65.	Raising of mile 684 near Chichawatni. (App.).	3.400	1.100	—	2.220	—	—
66.	Improvement of NH (N-5) mile 65-102. (App.).	2.852	3.280	—	0.412	—	—
<i>Minor New Schemes</i>							
67.	PC-II for O/H bridge on N-5 at Jhelum and Burhan. (App.).	1.150	—	—	1.110	—	—
68.	Rehab/Imp. of NH KM 630.42-644.10 (Distt. R. Y. Khan). (App.).	8.563	—	—	0.965	—	—
69.	Rehab/Imp. of NH KM 723.0-732-5 (Distt. R.Y. Khan). (App.).	7.219	—	—	1.176	—	—
70.	Imp. to NH N-5 from KM 1395 to 1398 (Distt. Gujrat) (App.)	3.585	—	—	1.530	—	—
71.	Imp. of NH N-5 mile 136 to 197/6 Distt. Rawalpindi. (App.).	1.820	—	—	1.756	—	—
72.	Const. of dividing wall on NH from Chowk Yateem Khana to Babu Sabu Bridge. (App.).	0.367	—	—	0.354	—	—
73.	Const. of Intersection on NH at Rawalpindi side of Gujrat Bypass. (App.).	0.693	—	—	0.669	—	—
74.	Providing overlay on N-5 mile 208-209 and 214 to 221 (Distt. Attock). (App.).	7.782	—	—	1.930	—	—

(Million Rupees)

Sl. No.	Name, Location and Status of the Scheme	Total Cost (F.E.C.)	Estimated Expenditure up to June, 1984	Revised Estimates for 1984-85	Allocation for 1985-86			
					Total ADP	Foreign Exchange Component		
						Own Resources	Foreign Aid	
1	2	3	4	5	6	7	8	
75.	Imp. of NH N-5 from Multan to Pirowala Distt. Multan. (Un-app.)	9.407	—	—	}	0.370	—	—
76.	Imp. of NH N-5 from mile 669 to 685/2, Distt. Sahiwal. (Un-app.)	9.652	—	—				
77.	Imp. of NH N-5 from KM 1390-1395 and 1401 to 1408 in Gujrat Distt. (Un-app.)	2.219	—	—				
78.	Re-alignment of NH N-5 in KM 1476 at Sohawa Distt. Jhelum. (Un-app.)	9.864	—	—				
79.	Re-const. of old damaged bridges and repair of rain flood damages on N-5. (Un-app.)	5.000	—	—				
Total (Minor Schemes) ..				30.759	63.127	—	—	
Total (Punjab) ..				113.305	182.507	—	—	
SIND								
<i>Major On-going Schemes</i>								
80.	Special repair Karachi-Hyderabad Super Highway (App.)	202.500	90.780	64.000	24.125	—	—	
81.	Kotri Bridge and Hyderabad Bypass. (App.)	433.534 (56.000)	—	46.000	56.954	15.000	—	
82.	Construction of Moro Bypass. (App.)	33.500	—	—	7.874	—	—	
Total (Major Schemes) ..				90.000	88.953	15.000	—	
<i>Minor On-going Schemes</i>								
83.	Recondg. of mile 9/0-14/2 (N-25). (App.) ..	5.650	—	1.420	3.117	—	—	
84.	W/R of mile 192/2-193/3-195-196, 198-200 (N-5), (App.)	5.560	—	1.000	3.435	—	—	
85.	W/R mile 136/4-138/4 (N-5). (App.) ..	1.823	0.781	0.381	0.638	—	—	
86.	W/R of mile 124/7 126/2-127/8/128/0 and 129/0-134/4 (N-5). (App.)	3.649	1.527	1.113	0.974	—	—	
87.	W/R of mile 181-185 (N-5). (App.) ..	3.935	2.362	1.119	0.438	—	—	
88.	W/R of mile 216-4 247/3 (N-5). (App.) ..	2.838	1.741	0.850	0.238	—	—	
89.	W/R of mile 249-265 (N-5). (App.) ..	3.098	1.845	0.971	0.272	—	—	
90.	W/R of mile 39/0-42/2 (N-65). (App.) ..	4.900	2.523	1.756	0.599	—	—	
91.	W/R of mile 276-286 (N-5). (App.) ..	3.234	1.900	1.034	0.290	—	—	
92.	W/R of mile 163/4-164/4 (N-5). (App.) ..	0.728	0.100	0.337	0.281	—	—	
93.	W/R of mile 352-354 and 357-358. (App.) ..	2.417	0.500	1.703	0.207	—	—	
94.	W/R of mile 381/3-382/4 and 389/0-399 (N-5). (App.)	3.029	0.500	1.735	0.766	—	—	
95.	W/R of mile 364-366 (N-5). (App.) ..	2.054	0.400	1.410	0.235	—	—	
96.	W/R of mile 0/0-6/5 (N-65). (App.) ..	8.500	—	1.694	3.673	—	—	
97.	Recondg. of N-5 mile 233-235 and 235/4-236. (App.)	3.469	—	1.000	1.418	—	—	
98.	Recondg. of N-5 mile 252-253 and 253-254. (App.)	2.477	—	1.000	1.425	—	—	

(Million Rupees)

Sl. No.	Name, Location and Status of the Scheme	Total Cost (F.E.C.)	Estimated Expenditure up to June, 1984	Revised Estimates for 1984-85	Allocation for 1985-86		
					Total ADP	Foreign Exchange Component	
						Own Resources	Foreign Aid
1	2	3	4	5	6	7	8
99.	W/R of mile 286/0-292/0 (N-5). (App.)	3.833	—	1.000	2.734	—	—
100.	W/R of mile 292/2-299/2 (N-5). (App.)	2.208	—	1.000	1.166	—	—
101.	W/R of mile 153/3-156/0 (N-5). (App.)	3.216	—	1.000	2.138	—	—
102.	W/R of mile 158-160/2 (N-5). (App.)	2.789	—	1.027	1.700	—	—
103.	Engineering and Economic Feasibility Study of proposed Bypass on N-65 near Jacobabad Town. (App.).	0.450	—	0.450	—	—	—
104.	Widening and reconditioning of N-65 (Shikarpur-Jacobabad Section) Mile 42/2 to 45/5. (App.).	4.287	—	—	2.207	—	—
Total (Minor Schemes) ..				23.000	27.951	—	—
Total (Sind) ..				113.000	116.904	15.000	—
N. W. F. P.							
(Major On-going Schemes)							
105.	Construction of dual Carriageway between Peshawar-Nowshera. (App.).	(O)152.242 (R)160.000	94.580	34.359	26.055	—	—
106.	Construction of D.I. Khan Bridge. (Un-app.).	(O)386.300 (R)500,000	270.990	80.900	28.950	—	—
107.	Construction of Imp. and D.I. Khan-Dhanesar Road. (App.).	72.263	3.761	1.504	2.895	—	—
108.	Providing Overlay on N-5 between Nowshera and Peshawar. (App.).	(O) 30.113 (R) 40.000	10.494	15.000	12.068	—	—
109.	Construction of Amangarh Overhead Bridge. (App.)	23.113	—	10.000	7.720	—	—
110.	Construction of Bridge over Sawan Nullah in Mile 21/4 D. I. Khan-Daraban Road. (N-50). (App.).	10.399	3.217	6.085	1.059	—	—
111.	Construction of 5 bridges on Peshawar Charsada Road. (App.).	53.585	—	12.500	2.117	—	—
Total (Major Schemes) ..				160.348	80.864	—	—
(Minor On-going Schemes)							
112.	Imp. of Road and Bridge in mile 8-9/5 Peshawar Jamrud Road (N-5). (App.).	1.162	0.542	0.630	—	—	—
113.	Re-construction of 21 Damaged culverts/footpaths/drains from Jarikas to Qalandarabad (N-35). (App.).	2.938	0.387	2.422	0.124	—	—
114.	Rehabilitation of KKH (N-35) from Mansehra-Thakot from KM 85.5 to 190. (App.).	4.100	—	2.500	1.544	—	—
115.	Imp. and Black Topping of Darazinda-Moghalkot Road 8 Miles. (App.).	4.783	3.652	—	1.091	—	—

(Million Rupees)

Sl. No.	Name, Location and Status of the Scheme	Total Cost (F.E.C.)	Estimated Expenditure up to June, 1984	Revised Estimates for 1984-85	Allocation for 1985-86			
					Total ADP	Foreign Exchange Component		
						Own Resources	Foreign Aid	
1	2	3	4	5	6	7	8	
116.	Feasibility Study of Peshawar Bypass. (App.).	1.000	0.750	—	0.241	—	—	
117.	Special repair of flood damages to Jamrud-Torkham Road. (App.).	1.000	0.850	—	0.145	—	—	
118.	Repair to flood damages to D. I. Khan-Daraban Road. (App.).	2.000	1.597	—	0.388	—	—	
119.	Feasibility study of Bridges on N-5 between Khairabad and Peshawar. (Un-app.).	0.500	—	—	0.483	—	—	
120.	Feasibility Study of Bridges on N-5 between Peshawar and Torkham. (Un-app.).	0.500	—	—	0.483	—	—	
Total (Minor Schemes) ..					5.552	4.499	—	—
Total (N.W.F.P.) ..					165.900	85.363	—	—
BALUCHISTAN								
<i>(Major On-going Schemes)</i>								
121.	Imp. of Quetta Chaman Road mile 15-69 (N-25) (Approved).	34.672	5.764	20.000	7.720	—	—	
122.	Const/Imp. of D.I. Khan Kuchlak Road KM-142-525.9 (N-50) (Approved).	270.000	6.636	20.000	16.405	—	—	
123.	Imp. of Quetta-Sibi Section (N-65) mile 149-221 (Approved).	71.820	35.685	20.069	11.580	—	—	
124.	W/R of N-65 in Nasirabad Distt. (14 mile 2 furlongs) (Approved).	20.100	5.530	5.000	9.168	—	—	
125.	Sui Kashmore Road (1/3rd share of Federal Govt.) (Approved).	15.660	8.436	7.231	—	—	—	
126.	Const/Imp. of Quetta-Naukundi-Taftan Road (N-40) (Un-approved).	133.470	—	20.000	11.580	—	—	
127.	Const. of Said Hamid Lora Bridge (N-25) (App.)	11.391	11.391	—	1.428	—	—	
<i>Major New Schemes</i>								
128.	Const. of Bridge/Box culverts in Wad-Khuzdar-Kalat Section of (N-25) (Approved).	20.520	—	—	10.171	—	—	
129.	Widening, Raising & Reconditioning of N-25 Hub-Bela-Sariab Section on (N-25) (Un-approved).	251.550	—	—	14.475	—	—	
Total (Major Schemes) ..					92.300	82.527	—	—
<i>(Minor On-going Schemes)</i>								
130.	Reconditioning & Redecking of damaged structures in mile 100—176 (N-50) (Approved).	.751	2.750	1.551	0.434	—	—	
131.	Imp. & Reconditioning of Quetta-Chaman Road mile 6—15 (Approved).	8.006	4.568	3.436	—	—	—	
132.	Reconditioning of N-25 mile 365—369, 353—355 & 342—344 (Approved).	4.960	—	4.713	0.244	—	—	

(Million Rupees)

Sl. No.	Name, Location and Status of the Scheme	Total Cost (F.E.C.)	Estimated Expenditure up to June, 1984	Revised Estimates for 1984-85	Allocation for 1985-86			
					Total ADP	Foreign Exchange Component		
						Own Resources	Foreign Aid	
1	2	3	4	5	6	7	8	
133.	Reconditioning & strengthening of mile 198-284 Section Wad-Anjira in Khuzdar Distt. (Approved).	4.710	—	5.000	—	—	—	
134.	Widening & strengthening of N-25 mile 204-422 in Kalat Distt. (Approved).	4.940	—	3.000	1.872	—	—	
135.	PC-II for construction of road Naukundi-Taftan, Widening and Strengthening of existing road and construction of Bridge/Culverts for Lakh Pass-Noushki Dalbandin-Naukundi-Taftan Road (Approved).	4.500	—	—	2.13	—	—	
136.	Reconditioning & Redecking of damaged structures mile 68-86 (N-50) (Approved).	4.667	4.177	—	0.473	—	—	
137.	Widening & strengthening of 3 miles Road on Kanmetharzai Sec. (N-50) (Approved).	3.198	2.649	—	0.530	—	—	
138.	Const. of Naka Khari Bridge (N-25) mile 34/4 (Approved).	3.089	2.824	—	0.701	—	—	
139.	PC-II for feasibility study & detailed design for Widening and Strengthening of National Highway (N-25) Hub-Chowki to Lasbela-Khuzdar-Kalat-Quetta (Approved).	2.850	—	—	1.785	—	—	
Total (Minor Schemes)				...	17.700	8.452	—	—
Total (Baluchistan)				...	110.000	90.979	—	—
<i>NHB Schemes</i>								
140.	Third Highway Project (Project 1,2,3,4 and 7)	8.645.958	606.911	150.000	280.00	—	280.000	
		R-1251.296						
		FEC=101.560						
141.	Feasibility study & design of addl. c/way N-5 from Naushero-Feroz to Khairabad (in Section) (Approved).	19.980	—	10.000	9.631	—	—	
142.	PC-II for bridges at Tata Pani and Tahlichy on KKH (N-35) (Approved).	1.370	—	1.000	0.357	—	—	
143.	PC-II for General Specification for Highway const. and Maintenance (Approved).	1.000	—	1.000	—	—	—	
144.	Traffic Count. Programme (Approved).	6.900	5.316	1.000	0.965	—	—	
145.	Installation of Traffic Signs N-25, N-35 and (N-50) (Approved).	2.770	2.075	0.695	—	—	—	
146.	Installation of International Traffic Signs (Reflective Type) on N-5 (Approved).	4.350	—	—	1.324	—	—	
147.	Other Roads/Priority Roads	125.450	
Total (NHB)				..	163.695	417.727	—	280.000


(Million Rupees)

Sl. No.	Name, Location and Status of the Scheme	Total Cost (F.E.C.)	Estimated Expenditure up to June, 1984	Revised Estimates for 1984-85	Allocation for 1985-86			
					Total ADP	Foreign Exchange Component		Foreign Aid
						Own Resources		
1	2	3	4	5	6	7	8	
VI. NLC Schemes								
148.	Const. of Stargate Landhi Bin Qasim Road.	85.000	81.500	3.500	—	—	—	
149.	Approach Road Channe Goth Bridge ..	6.000	—	6.000	—	—	—	
150.	Recondg. of Puno Akil-Sanghi Bypass Road. ..	3.000	—	3.000	—	—	—	
151.	Special Repair of Priority Roads.	—	—	37.500	—	—	—	
152.	Kalabagh-Shakardara Road.	85.228	19.500	—	27.985	—	—	
Total (NLC) ..				50.000	27.985	—	—	
Total (National Highways, Roads and Bridges) ..				715.900	921.465	15.000	280.000	
VII. FWO								
<i>(On-going Schemes)</i>								
153.	Chakdra-Chitral Road (Approved).	532.921	399.181	17.200	7.720	—	—	
		(80.796)						
154.	KKH—Skardu Road (Approved).	530.371	485.430	2.744	6.755	—	—	
		(112.846)						
155.	Bagh-Sudhan Gali-Chikar Road (Approved) ..	78.938	76.817	—	3.139	—	—	
		(19.440)						
156.	Dhuli Aliabad Road (Approved)	94.236	77.347	2.156	7.042	—	—	
		(4.950)						
157.	Const of Machinery Training Centre at Sector I-12 Islamabad, (Un-approved).	192.389	—	—	4.664	—	—	
		(169.110)						
158.	Rehabilitation of KKH (N-35) from KM 189-805 (Un-approved).	1.692	—	—	} 1.355	—	—	
159.	Rehabilitation of partly damaged bridge in KM 146 on KKH (N-35), (Un-approved).	0.577	—	—		—	—	
160.	Const of 3 bridges in KM 105, 298 and 344 of KKH (N-35) (Un-approved).	2.564	—	—		—	—	
Total (F.W.O.) ..				24.100	30.675	—	—	
Total (M/o Communications) ..				2931.363	2951.481	442.500	993.830	
B. MINISTRY OF RAILWAYS								
161.	Block Provision for Development of Railways	—	—	1362.000	1399.250	85.000	406.010	
Total (Ministry of Railways) ..				1362.000	1399.250	85.000	406.010	

Sl. No.	Name, Location and Status of the Scheme	Total Cost (F.E.C.)	Estimated Expenditure up to June, 1984	Revised Estimates for 1984-85	Allocation for 1985-86		
					Total ADP	Foreign Exchange Component	
						Own Resources	Foreign Aid
1	2	3	4	5	6	7	8
C. AVIATION DIVISION							
162.	Block Allocation for Civil Aviation Authority	—	—	120.000	132.089	—	2.000
163.	Airport Security Force	—	—	—	17.355	—	—
	Total (Aviation Division) ..			120.000	149.444	—	2.000
D. PLANNING DIVISION							
164.	National Transport Research Cell	—	—	2.000	8.889	—	2.000
	Total (Planning Division) ..			2.000	8.889	—	2.000
E. KA & NA DIVISION :							
	(i) A.K.	—	—	—	127.557	—	—
	(ii) N.A.	—	—	—	91.466	—	—
	Total (K.A. & NA Division) ..			—	219.023	—	—
F. S & FR DIVISION :							
	(i) FATA	—	—	—	154.400	—	—
	Total (S & FR Division) ..			—	154.400	—	—
	Total—TRANSPORT AND COMMUNICATIONS ..			4415.363	4882.487	527.500	1403.840

PHYSICAL PLANNING AND HOUSING

(69-70)




PHYSICAL PLANNING AND HOUSING

(Abstract)

(Million Rupees)

Sl. No.	Sector/Sub-sector	Provision for 1985-86	Foreign Exchange Component		
			Total	Own Resources	Foreign Aid
1	2	3	4	5	6
1.	Capital Development Authority	271.697	24.655	24.655	—
2.	Government Offices and Buildings	116.456	—	—	—
3.	Government Servants Housing	342.363	—	—	—
4.	Islamabad Administration	5.790	—	—	—
5.	Civil Armed Forces	58.865	—	—	—
6.	Advances to Government Servants for Housing.	96.607	—	—	—
7.	Embassy buildings and Purchase of Wireless and Cypher equipments.	124.446	114.314	114.314	—
8.	Hajj Complex	26.293	—	—	—
9.	Plan House	4.310	—	—	—
10.	Other Programmes	9.350	2.160	—	2.160
11.	FC/Levies & Thanas	39.440	—	—	—
12.	Spacial Areas	156.135	—	—	—
Total (Physical Planning and Housing)		1251.752	141.129	138.969	2.160

(71-72)



PHYSICAL PLANNING AND HOUSING

(Million Rupees)

Sl. No.	Name, Location and Status of the Scheme	Total Cost (F.E.C.)	Estimated Expenditure up to June, 1984	Revised Estimates for 1984-85	Allocation for 1985-86		
					Total ADP	Foreign Exchange Component	
						Own Resources	Foreign Aid
1	2	3	4	5	6	7	8
A. CABINET DIVISION							
1.	Const. of residential accommodation for Deptt. of Communication Secretariat at Islamabad.	19·878	19·761	3·659	—	—	—
2.	Const. of office building for Department of Communication Secretariat at Islamabad.	21·905	24·067	1·341	—	—	—
3.	Const. of additional office space on premises Secretariat No. 1, Rawalpindi for Establishment/ Cabinet Division.	1·109	—	—	0·972	—	—
Total				5·000	0·972	—	—
Capital Development Authority							
4.	Land Acquisition	665·32	303·082	—	17·370	—	—
5.	Aiewan-e-Saddar and furnishing.	238·124	204·435	5·000	4·343	—	—
		<u>32·434</u>					
6.	Temporary Security Arrangements for Aiewan-e-Saddar.	—	—	—	8·975	—	—
7.	Cabinet/Establishment Block.	257·617	85·758	30·000	34·740	—	—
		<u>31·854</u>					
8.	Parliament Building and its furnishing.	445·800	263·809	38·000	53·075	—	—
		<u>72·390</u>					
9.	Bulk Water Supply Phase-II (Simly Dam) and Water Supply Distribution.	1031·131	802·212	55·000	17·370	—	—
		<u>55·586</u>					
10.	Roads.	220·000	125·680	9·000	11·591	—	—
11.	I. J. Principal Road.	38·576	2·062	—	0·965	—	—
12.	Rehabilitation of Islamabad Highway from Airport Link to Rawat.	5·000	0·489	5·000	4·343	—	—
13.	Installation of Gas Meter in Govt. Hostel	18·570	—	—	1·737	—	—
14.	Special Repairs and Roof Treatment of Govt. House.	113·697	7·809	9·000	4·825	—	—
15.	Establishment Charges and Survey and Mapping.	—	272·725	28·500	27·502	—	—
16.	Faisal Mosque.	501·020	308·786	60·000	43·425	—	—
		<u>41·740</u>					
17.	Residential Estate Colony.	82·977	65·793	3·000	1·875	—	—
18.	Surgical Wing of Capital Hospital.	20·000	4·098	5·000	4·381	—	—
19.	Sewerage System.	72·265	61·612	5·000	0·868	—	—
		<u>7·600</u>					
20.	Supreme Court Building	—	—	—	8·685	—	—
21.	Hostel for MNAS and Senators	—	—	—	9·650	—	—
22.	Khanpur Dam Water Supply Scheme	—	—	—	8·685	—	—

(Million Rupees)

Sl. No.	Name, Location and Status of the Scheme	Total Cost (F.E.C.)	Estimated Expenditure up to June, 1984	Revised Estimates for 1984-85	Allocation for 1985-86		
					Total ADP	Foreign Exchange Component	
						Own Resources	Foreign Aid
1	2	3	4	5	6	7	8
23.	Drainage System	38.000	27.756	2.000	0.788	—	—
		1.410					
24.	Land Scaping	58.818	52.317	—	1.448	—	—
25.	Miscellaneous Wing	56.546	46.106	5.000	4.767	—	—
26.	Residential accommodation for D.I.B. ..	21.870	20.714	0.500	0.096	—	—
27.	Introduction and Development of Wildlife in Marghalla Hills.	0.200	—	—	0.193	—	—
	Total (CDA)			260.000	271.697	24.655	—
	Total (Cabinet Division)			265.000	272.669	24.655	—

B. WORKS DIVISION**(a) Office Buildings**

PUNJAB AND NWFP

(Ongoing).

28.	Const. of Addl. Ccs Office, and Circle Office PPWD. Islamabad. (App.)	8.263	6.236	1.000	0.482	—	—
29.	Const. of a Bldg. for Divisional Officers and Architect PPWD. Islamabad. (App.)	8.187	6.036	1.000	0.482	—	—
30.	Re-Const. of Dundrige House at Murree (App.). (Under-revision).	1.273	1.313	0.272	0.289	—	—
31.	Purchase of land for F.G. Bldg. at Peshawar. (App.)	12.330	6.804	0.800	4.825	—	—
32.	Const. of Office Block for Federal Govt. at Peshawar. (App.)	5.000	1.036	1.000	2.895	—	—
33.	P/F Partition Walls in Benevolent Fund Bldg. Islamabad. (App.) (Under-revision).	3.000	5.633	1.000	—	—	—
34.	Const. of Office of D.G. PPWD, at Islamabad. (App.). (Phase-I).	2.315	—	1.000	0.965	—	—
35.	Const. of F.I.C. Bldg; at Islamabad. (App.). ..	10.628	—	0.050	4.825	—	—
	<i>CMLA's Secretariat, Rawalpindi :</i>						
36.	Const. of Funtations & reflection pool in CMLA's Estate, Rawalpindi. (Un-app.)	0.765	—	0.100	0.482	—	—
37.	Const. of Mosque in Guest House Area CMLA's Estate, Rawalpindi. (Un-app.)	0.500	—	0.100	0.482	—	—
38.	Const. of furniture Store, near Guest House at Rawalpindi.	0.283	—	0.283	0.039	—	—
39.	Const. of Gift Hall in CMLA's Sectt. (internal) Rawalpindi.	0.196	—	0.196	0.019	—	—
40.	Raising & fancing of the existing Boundary Wall of CMLA's Estate, Rawalpindi.	0.690	—	0.690	0.067	—	—
41.	Const. of Ammunition and other Stores in Military Guard Camp at Rawalpindi.	0.504	—	0.504	0.048	—	—
42.	Const. of servant room attached with officers Mess and a toilet for M. T. Platoon.	0.160	—	0.160	—	—	—

(Million Rupees)

Sl. No.	Name, Location and Status of the Scheme	Total Cost (F.E.C.)	Estimated Expenditure up to June, 1984	Revised Estimates for 1984-85	Allocation for 1983-86		
					Total ADP	Foreign Exchange Component	
						Own Resources	Foreign Aid
1	2	3	4	5	6	7	8
43.	Const. of Road from Ration Store O.M.P. ..	0.130	—	0.130	—	—	—
44.	Re-Carpeting of the Roads in CMLA's Estate, Rawalpindi.	0.450	—	0.400	0.048	—	—
45.	Const. of link road for C-type House in CMLA's Estate, Rawalpindi.	0.125	—	0.125	—	—	—
SIND							
46.	Const. of Addl. Office Block in Compound of Bhopal House, Karachi, (Phase-I & II). (App.) (under revision).	3.053	4.239	0.258	0.048	—	—
BALUCHISTAN							
47.	Providing Sui Gas connections for G.S.P. & other Office Blocks at Sariab Road, Quetta. (App.).	2.185	—	1.000	1.158	—	—
CENTRAL BOARD OF REVENUE							
PUNJAB							
48.	Acq. of land for Const. of office accommodation for office at Faisalabad. (App.) (Under Revision).	10.740 11.992	2.242	0.500	2.895	—	—
49.	Const. of Office for I/T at Sialkot. (App.). ..	4.980	1.051	0.500	0.965	—	—
50.	Const. of office accommodation for Directorate of Training I/T at Lahore.	4.500	0.400	0.500	0.965	—	—
51.	Const. of O/A for I/T at Iqbal Town, Lahore. (App.). (Under Revision).	2.500 4.503	0.400	0.500	0.965	—	—
52.	Acq. of land & Const. of O/ACBR at Islamabad (Un-app.)	10.000 51.200	3.807	2.000	—	—	—
53.	Acq. of land & Const. of O/A at Sahiwal (App.).	6.500	1.809	1.500	1.930	—	—
54.	Const. of O/Bldg. for I/T at Peshawar (App.). (Under Revision)	10.640 12.113	7.500	4.496	0.096	—	—
55.	Acq. of land Const. of O/A for I/T at Gujranwala	6.500	2.143	1.500	1.930	—	—
56.	Acq. of land & Const. of Office & residential accommodation for I/T Deptt. at Peshawar (App.).	4.800	2.436	1.500	0.965	—	—
57.	Acq. of land & Const. of O & R accommodation for I/T Deptt. at Kohat. (App.).	1.500	1.204	0.127	0.236	—	—
58.	Acq. of land & Const. of O & R accommodation for I/T Deptt. at Abbottabad. (App.).	1.640 2.622	1.583	0.100	0.965	—	—
59.	Acq. of land & Const. of O & R accommodation for I/T Deptt. at Manshehra. (App.).	0.770 1.522	0.622	0.200	0.675	—	—
60.	Acq. of land & Const. of O & R accommodation for I/T Deptt. at Noshera. (App.).	1.000 1.735	1.314	0.163	0.241	—	—

(Million Rupees)

Sl. No.	Name, Location and Status of the Scheme	Total Cost (F.E.C.)	Estimated Expenditure up to June, 1984	Revised Estimates for 1984-85	Allocation for 1985-86		
					Total ADP	Foreign Exchange Component	
						Own Resources	Foreign Aid
1	2	3	4	5	6	7	8
61.	Acq. of land & Const. of O & R accommodation for I/T Deptt. at Bannu (App.).	0.905	0.266	0.100	0.579	—	—
62.	Acq. of land & Const. of O & R accommodation for I/T Deptt. at D. I. Khan. (App.).	0.725	0.307	0.100	0.289	—	—
63.	Acq. of land & Const. of O & R accommodation for I/T Deptt. at Mardan. (App.).	1.100	0.371	0.736	0.483	—	—
		1.900					
64.	Acq. of land & Const. of O & R accommodation for CE & LC at Sialkot. (App.).	4.980	1.051	0.100	0.965	—	—
65.	Const. of O & R accommodation for CE & LC at Multan (App.). (Un-Revision).	2.100	1.299	1.110	0.483	—	—
		4.225					
66.	Const. of O & R. accommodation for LC Checkpost at Wagha. (App.).	1.000	0.500	0.500	—	—	—
67.	Const. of Checkpost at Khanjrab Pass. (App.).	0.600	0.350	0.373	0.289	—	—
		1.000					
68.	Acq. of land & Const. of O/A for Custom Mobile Squad at Attock. (App.).	1.100	0.560	0.288	0.483	—	—
69.	Const. of Collectorate O/A. for CE & LC at Peshawar. (App.).	3.982	3.608	1.930	—	—	—
		4.575					
70.	Acq. of land & Const. of C & R for Circle Office of CE & LC Mardan Nowshera & Bannu (App.).	3.770	3.154	0.760	—	—	—
71.	Acq. of land & Const. of O & R for CE & LC at Kohat. (App.).	1.300	0.713	0.051	0.290	—	—
72.	Acq. of land & Const. of accommodation for Custom Checkpost at Turkhem, Islamia College Bara, Kotal, Supersang, Pehur, Kot-Chanda and Ramak (App.). (Un-Revision).	1.200	3.090	2.261	0.290	—	—
		5.761					
73.	Acq. of land & Const. of Office accommodation for Custom Mobile Squad at Kohat, Malakand, Mansehra & D.I. Khan (Approved).	3.130	2.356	0.200	0.965	—	—
74.	Const. of Warehouse Shed at Peshawar (App.) (Under Revision).	3.110	3.090	2.261	—	—	—
		5.761					
75.	Acq. of land & Const. of O/A for Custom Mobile Squad at Mianwali (App.).	1.070	1.013	0.213	0.483	—	—
		2.034					
76.	Const. of 6th & 7th floor over existing Bldg. of I/T Deptt. at Kapurthala House Lahore, (App.). (Under Revision).	3.900	0.561	2.000	0.965	—	—
		4.572					
77.	Modification & renovation of existing office Bldg. of I/T Lahore (Un-app.).	2.700	1.818	0.533	0.386	—	—
		2.798					
78.	Installation of a lift in the I/T Bldg. Rawalpindi.	1.321	0.900	0.190	0.193	—	—
79.	Const. of I/T Office at Multan (Approved).	6.126	0.675	1.375	0.193	—	—
		8.852					

(Million Rupees)

Sl. No.	Name, Location and Status of the Scheme	Total Cost (F.E.C.)	Estimated Expenditure up to June, 1984	Revised Estimates for 1984-85	Allocation for 1985-86		
					Total ADP	Foreign Exchange Component	
						Own Resources	Foreign Aid
1	2	3	4	5	6	7	8
SIND							
80.	Const. of 6th to 12th floor over existing I/T at Sukkur (Approved).	15.890	4.858	6.234	2.896	—	—
		25.753					
81.	Acq. of land & Const. of O&R for I/T at Sukkur (Approved).	2.012	0.971	0.345	0.676	—	—
82.	Acq. of land & Const. of O&R accommodation for I/T at Shikarpur (App.)/Under Revision.	0.742	0.572	0.169	0.096	—	—
		1.150					
83.	Acq. of land & Const. of O&R accommodation for I/T at Larkana (App.) (Under Revision).	0.822	0.875	0.200	0.483	—	—
		1.697					
84.	Acq. of land & Const. of Check post at Sujawal, Keti Bunder & Jati and Ibrahim Hydri (App.) (Under Revision).	2.498	0.795	0.500	0.169	—	—
		1.500					
85.	Const. of O/A for Collectorate of CE&LC Hyderabad (App.).	3.600	2.653	0.500	0.096	—	—
86.	Acq. of land & Const. of O&R accommodation for CE&LC at Dhabeji (App.) (Under Revision).	1.020	0.912	0.150	0.290	—	—
		1.433					
87.	Acq. of land & Const. of O&R Accommodation for CE&LC at Sukkur (Approved).	0.742	0.840	0.100	0.483	—	—
		1.615					
88.	Const. of a new building for Custom House, Karachi. (Approved).	66.187	43.480	22.000	0.965	—	—
89.	Const. of O/Bldg. for Collectorate of CE&LC Gulshan-e-Iqbal, Karachi. (Approved).	3.600	2.186	1.754	0.048	—	—
90.	Const. of O/R for Divisional Circle office of CE&LC at Site Karachi (Un-approved).	1.330	1.151	0.100	—	—	—
91.	Const. of Warehouse and Vehicle shades at site for Sea Custom, Karachi. (Approved).	3.900	0.110	0.050	0.965	—	—
		3.000					
92.	Const. of Compound Wall of CE&LC office Mauripur Karachi & Renovation of existing office	1.000	0.099	—	0.483	—	—
		0.990					
BALUCHISTAN							
93.	Const. of Custom House & R/A for Custom Deptt. at Koha Taftan. (Approved).	7.225	7.671	0.250	0.096	—	—
94.	Acq. of land & Const. of O&R/A for land Custom Checkposts at Noukundi Kachao & Talab. (Approved).	1.143	0.695	0.382	0.483	—	—
		1.727					
95.	Acq. of land & Const. of O/A for Checkpost at Ladgast, Bulele Kurkaira, Shah Bunder (App.) (Under Revision).	2.000	1.153	1.000	0.965	—	—
		4.432					
96.	Const. of Custom House at Gawadar Quetta (Approved). (Under Revision).	3.600	1.492	3.500	0.965	—	—
97.	Const. of CE&LC Collectorate at Quetta (App.) (Under Revision).	3.320	3.540	1.000	0.483	—	—
		4.200					

(Million Rupees)

Sl. No.	Name, Location and Status of the Scheme	Total Cost (F.E.C.)	Estimated Expenditure up to June, 1984	Revised Estimates for 1984-85	Allocation for 1985-86		
					Total ADP	Foreign Exchange Component	
						Own Resources	Foreign Aid
1	2	3	4	5	6	7	8
98.	Acq. of land & Const. of O/A for Custom Checkpost at Kurkera & Hub-Chowki.	1.300	0.731	0.950	0.145	—	—
		0.934					
99.	Const. of Preventive Checkpost at Lasbela & Ormara.	0.700	0.416	0.050	0.415	—	—
		1.300					
100.	Acq. of land & Const. O&R/A for Custom Mobile Squad at Khuzdar, Juzak & Dalbundin (Approved).	3.329	2.321	1.000	0.386	—	—
		3.900					
101.	Additional Provision for CBR.	..	—	—	36.670	—	—
	Total (On-going)	78.969	85.576	—	—
	(New)						
102.	Const. of Office-cum-hostel Bldg. for Council of Islamic Ideology, Islamabad (Approved).	12.443	—	—	4.825	—	—
103.	FPSC Building	..	—	—	9.650	—	—
104.	Statistics Division Building	..	—	—	4.825	—	—
105.	Auditor-General of Pakistan (Purchase of 20 HBFC flats at Lahore).	—	—	—	11.580	—	—
	Total (New)	..	—	—	30.880	—	—
	Total (Office Buildings)	78.969	116.456	—	—
	(b) Government Servants Housing (On-going)						
106.	Const. of R/A for F.C.E. Employees Dhanna Singh Wala, Lahore (App.) (Under Revision)	131.310	115.056	50.000	38.600	—	—
		219.700					
107.	Const. of 3000 Qtrs. for C.G. Ss. at Islamabad (App.). Phase-I 2000 Qtrs.	352.425	247.866	100.000	6.755	—	—
108.	Const. of 108 Family Suites for F.G. Employees at Islamabad. (Approved).	23.580	11.189	5.000	6.755	—	—
109.	Const. of R/A F.G. at Peshawar (Approved).	66.646	54.789	9.000	4.825	—	—
110.	Const. of 152 Category-VI Flats at Rawalpindi (Approved).	15.000	—	0.100	—	—	—
111.	Const. of R/A for F.G.S. at 94 Upper Mall, Lahore (DIB) (App.). (Under Revision).	1.000	0.336	1.000	0.965	—	—
		2.752					
112.	Const. of R/A for CGS at 111 College Road, Lahore (App.). (Under Revision).	1.664	0.331	0.733	0.483	—	—
		1.980					
113.	Const. of 4 Nos. Minister's Residences at Islamabad.	4.700	0.533	1.000	—	—	—
114.	Const. of 5 Nos. Secretary's Residences at Islamabad.	4.900	0.533	1.000	—	—	—
115.	Const. of 1000 Qtrs. for F.G. at Islamabad (Phase II 1000 Qtrs). (Approved).	282.355	—	68.420	125.450	—	—

(Million Rupees)

Sl. No.	Name, Location and Status of the Scheme	Total Cost (F.E.C.)	Estimated Expenditure up to June, 1984	Revised Estimates for 1984-85	Allocation for 1985-86		
					Total ADP	Foreign Exchange Component	
						Own Resources	Foreign Aid
1	2	3	4	5	6	7	8
116.	Const. of two Federal Lodges for Govt. Officers in Sector F-5/2, Islamabad (Approved).	23.064	—	5.000	7.720	—	—
CMLA'S SECRETARIAT							
117.	Const. of 2 Nos./IV & 4 Nos. Category VI houses for Pak PWD essential Staff in CMLA's Sectt. Rawalpindi.	0.800	—	0.800	0.193	—	—
118.	Const. of Children Park in CMLA's Estate, Rawalpindi.	0.592	—	0.592	—	—	—
SIND							
119.	Renovation of Bath Island Mosque, Karachi (Approved) (Under Revision).	0.416	0.799	0.050	—	—	—
		0.840					
120.	Const. of Addl. Suites & Mosque at State Guest House, Karachi. (Approved).	1.865	1.728	0.260	—	—	—
121.	Development of F.D. Colonies at Federal Capital Area, Karachi (App.). (Under Revision)	124.210	126.694	1.500	—	—	—
		128.194					
122.	Renovation of F.G. Colonies at Martin Road, Karachi etc. (1000 Qtrs in Phase-I) (App.).	30.000	27.558	1.500	0.965	—	—
BALUCHISTAN							
123.	Const. of R/A for C.G.S. Phase-II Part-II Quetta.	8.174	—	1.000	4.825	—	—
124.	Providing Sui Gas connection at C.G. Ss. Colony Pak. PWD colony at Quetta.	1.723	1.162	0.220	—	—	—
C.B.R.							
PUNJAB/N.W.F.P.							
125.	Acq. of land & Const. of R/A for I/T Deptt. at Rawalpindi. (Approved).	4.930	3.872	1.000	0.483	—	—
126.	Const. of R/A for CE&LC Deptt. at Jamrud Road, Peshawar (Approved).	3.274	1.032	0.853	1.187	—	—
127.	Const. of R/A for CE&LC Deptt. at Rawalpindi (Un-approved).	4.800	—	0.500	0.965	—	—
128.	Acq. of land & Const. of R/A at Salt Sources at Bahadar Khail, Jetta & Kark, Peshawar. (Approved).	1.500	1.683	0.030	—	—	—
129.	Acq. of land & Const. O&R/A for I/T Deptt. at Multan (App.).	4.000	3.174	1.600	0.290	—	—
		4.225					
130.	Const. of R/A for I/T Deptt. at Faisalabad (App). (U-R).	11.992	2.247	2.500	2.895	—	—
		24.996					
131.	Const. of R/A for Directorate of Training I/T at Lahore (Un-app.).	4.500	0.399	0.500	0.965	—	—
132.	Const. of R/A for I/T Deptt. at Gujranwala (Un-app.).	4.400	0.002	0.500	1.930	—	—
		8.823					

(Million Rupees)

Sl. No.	Name, Location and Status of the Scheme	Total Cost (F.E.C.)	Estimated Expenditure up to June, 1984	Revised Estimates for 1984-85	Allocation for 1985-86		
					Total ADP	Foreign Exchange Component	
						Own Resources	Foreign Aid
1	2	3	4	5	6	7	8
133.	Acq. of land & Const. of R/A for Staff of CE & LC Deptt. Lahore (App.) (Under Revision).	2.500	1.032	0.500	0.483	—	—
		3.274					
	SIND						
134.	Acq. of land & Const. of R/A for I/T Deptt. at Hyderabad (Under App.).	4.000	1.000	0.500	1.930	—	—
135.	Const. of Staff Qtrs. for CE&LC at Hatni and Darbosalt Works (App.) Sind.	1.259	1.370	0.050	0.096	—	—
136.	Const. of R/A for CE&LC at Hyderabad (Un. app.)	1.000	0.667	0.500	—	—	—
137.	Const. of R/A for CE&LC at Gulshan-e-Iqbal, Karachi (App.) (Under Revision)	3.536	1.897	1.536	0.965	—	—
138.	Const. of R/A for Collectors and Dy. Collectors of Sea Customs Clifton, Karachi (App.)	3.426	3.225	2.456	—	—	—
139.	Const. of Flats for Non-Gazetted Staff of CE&LC at Mauripur, Karachi (24 Category—IV (App.).	2.645	1.532	1.000	0.096	—	—
140.	Const. of 6-B type flats for I/T at 26 Garden Road, Karachi (App.)	3.665	3.465	0.200	—	—	—
141.	Const. of 6-A type double Storey flats at Clifton, Karachi for I/T Karachi.	4.400	4.061	1.200	0.048	—	—
		6.362					
142.	Const. of R/A for Directorate of Training, vigilance inspection & Intelli. Custom & Excise, Karachi (Un-app.).	3.500	0.251	1.000	0.965	—	—
143.	Const. of R/A for Commissioner I/T Karachi.	1.500		1.050	1.447	—	—
144.	Const. of R/A for I/T at Sukkur (Un-app.).	1.500	0.060	0.050	0.772	—	—
	Total (On-going)				264.700	213.053	—
	New Schemes						
145.	Const. of 5000 houses for Federal Govt. Servants at Islamabad (Grades 1 to 19) (Un-app.).	974.797	—	—	77.200	—	—
146.	Const. of 200 houses for officers in Grades 20 to 22 & Federal Ministers in Islamabad (Un-app.).	221.952	—	—	38.600	—	—
147.	Acq. of 50 Acres of land & Const. of 250 Qtrs. of various categories for C.G.S. at Sariab Road, Quetta.	127.014	—	—	13.510	—	—
	Total (New Schemes)				—	129.310	—
	Total (Govt. Servants Housing)				264.700	342.363	—
	Total (Works. Division)				343.699	458.819	—

(Million Rupees)

Sl. No.	Name, Location and Status of the Scheme	Total Cost (F.E.C.)	Estimated Expenditure up to June, 1984	Revised Estimates for 1984-85	Allocation for 1985-86		
					Total ADP	Foreign Exchange Component	
						Own Resources	Foreign Aid
1	2	3	4	5	6	7	8
C. INTERIOR DIVISION							
Islamabad Administration							
WATER SUPPLY							
<i>(On-going)</i>							
148.	Water Supply Scheme						
	(i) Bokhat	2.576	0.860	1.710	0.005	—	—
	(ii) Sihala	3.000	0.869	2.130	0.001	—	—
	(iii) Rawat	3.512	1.140	2.300	0.002	—	—
	(iv) Shah Allah Ditta	1.651	0.860	0.860	0.010	—	—
	Total (Water Supply) ..			7.000	0.018	—	—
<i>(New)</i>							
149.	Const. of 8 Water Tank and laying of pipe line. (Un-app).	4.000	—	—	0.947	—	—
150.	Setting up of 25 Water Supply Schemes	101.000	—	—	0.965	—	—
	Total (New) ..			—	1.912	—	—
	Total (Water Supply) ..			7.000	1.930	—	—
BUILDING AND HOUSING							
<i>(On-going)</i>							
151.	Police Building in Sector H-11	32.960	28.160	4.800	—	—	—
<i>(New)</i>							
152.	Islamabad Administration Offices/Residential Complex.	198.260	—	—	—	—	—
153.	Construction of Police Buildings in Sector H-11.	12.268	3.680	—	3.860	—	—
154.	Construction of Police accommodation with Police Stations in I.C.T.	31.558	—	—	—	—	—
155.	Construction of 5 new Mosques ..	10.000	—	—	—	—	—
156.	Addition/Alteration of Mosques ..	8.000	—	—	—	—	—
	Total (Buildings & Housing) ..			4.800	3.860	—	—
	Total (Islamabad Administration) ..			11.800	5.790	—	—
Civil Armed Forces							
I. FRONTIER CORPS, N.W.F.P.							
157.	Const. of Fort at Timargrah Dir. Scouts ..	19.512	17.226	1.200	1.048	—	—
158.	Const. of Wing H. Q. at Mohmand Gat, Mohmand Rifles.	22.216	7.274	3.000	2.895	—	—
159.	Const. of Fort at Zarmelan South Waziristan Scouts.	12.777	0.830	1.500	1.930	—	—

(Million Rupees)

Sl. No.	Name, Location and Status of the Scheme	Total Cost (F.E.C.)	Estimated Expenditure up to June, 1984	Revised Estimates for 1984-85	Allocation for 1985-86			
					Total ADP	Foreign Exchange Component		
						Own Resources	Foreign Aid	
1	2	3	4	5	6	7	8	
160.	Const. of Fort at Zarkanda S. W. Scouts ..	13.365	0.893	1.500	1.930	—	—	
161.	Const. of Corps H. Q. at Ghalanai Mohmand Rifles.	18.095	10.341	3.400	4.202	—	—	
162.	Const. of Res. Accommodation at Khar, Bajaur Scouts.	13.721	—	1.400	0.965	—	—	
163.	Const. of Res. Accommodation at Timergarh Dir Scouts.	5.916	—	1.400	0.965	—	—	
164.	Const. of Fort at Zalai S. W. Scouts ..	12.508	2.591	2.500	0.965	—	—	
165.	Const. of Cantt. Type ACC. at Kitkot, Bajaur Scouts.	7.665	5.128	2.500	0.036	—	—	
166.	Sinking of Tubewel at Milward, Mahsud Scouts.	0.908	0.266	0.600	—	—	—	
167.	Const. of Res. Colony for FC, NWFP Offices, Hayatabad.	30.000	—	—	1.447	—	—	
Total (F.C, NWFP) ..				19.000	16.383	—	—	
II. FRONTIER CORPS, BALUCHISTAN								
168.	Const. of Accommodation for CAF at various places in Baluchistan.	225.002	109.788	10.000	7.720	—	—	
169.	Const. of Accommodation for Ex. BC at Quetta, Sibbi.	52.446	48.995	2.000	1.930	—	—	
170.	Const. of H.Q. for FC at Heli Road, Quetta ..	37.074	31.160	2.672	4.825	—	—	
171.	Cont. of Res. Accommodation for CM at Nushki.	2.700	0.994	1.550	0.531	—	—	
172.	Const. of Res. Accommodation at Kharan ..	3.117	0.707	2.117	0.709	—	—	
173.	Const. of Res. Accommodation at Nokkundi..	3.297	0.727	2.279	0.724	—	—	
174.	Const. of Res. Accommodation at Dalbandin..	3.373	0.747	2.373	0.724	—	—	
175.	Const. of Res. Accommodation at Punjpai ..	3.489	0.632	2.461	0.772	—	—	
Total (F.C. Baluchistan) ..				25.452	17.935	—	—	
III. PAKISTAN COAST GAURDS								
(On-going)								
176.	Construction of Director-General House/Office at Karachi.	1.248	—	1.248	—	—	—	
177.	Construction of Officers Res. Accommodation at Karachi.	4.921	0.172	1.268	0.965	—	—	
178.	Const. of Battalion Accommodation at Korangi, Karachi. (Phase-II).	3.943	1.266	1.700	1.641	—	—	
179.	Construction of Battalion Head quarters at Gawadar. (Phase-II).	4.145	3.745	1.570	—	—	—	
180.	Construction of Battalion Head quarters at Uthal. (Phase-II).	2.653	2.916	1.329	0.051	—	—	

(Million Rupees)

Sl. No.	Name, Location and Status of the Scheme	Total Cost (F.E.C.)	Estimated Expenditure up to June, 1984	Revised Estimates for 1984-85	Allocation for 1985-86		
					Total ADP	Foreign Exchange Component	
						Own Resources	Foreign Aid
1	2	3	4	5	6	7	8
181.	Construction of Company Headquarters at Hub Chowki.	2.637	—	2.000	0.627	—	—
182.	Construction of Company Headquarters at Aghore.	4.929	2.086	1.888	1.158	—	—
183.	Construction of Company Headquarters at Naka Kori.	2.864	2.029	1.200	0.096	—	—
184.	Construction of Company Headquarters at Lath Basti.	2.866	0.150	1.866	0.965	—	—
185.	Construction of Company Headquarters at Gharo.	2.866	—	1.766	1.013	—	—
186.	Construction of Company Headquarters at Chure Jamali.	3.250	—	0.950	2.393	—	—
(New)							
187.	Const. of Res. Accn. Category-V Flats for Pak. Coast Guards Battalion H. Q. Korangi.	3.136	—	—	1.043		
188.	Const. of 16 Nos. Garages for Pak. Coast Guards.	0.625	—	—			
189.	Construction of Battalion Accn. at Korangi (Phase-III).	3.364	—	—			
190.	Construction of Mair Office	0.755	—	—			
191.	Construction of Officers Mess	0.861	—	—			
192.	Construction of JCO's Mess	0.395	—	—			
193.	Construction of Dining Hall and Kitchen ..	0.416	—	—			
194.	Construction of Training Block	1.000	—	—			
195.	Construction of Mosque	0.600	—	—			
Total (Pakistan Coast Guards) ..				16.785	9.952	—	—
IV. PAKISTAN RANGERS							
(On-going)							
196.	Construction of Residential Accommodation for Sulej Rangers at Wagha, Distt. Lahore.	1.952	0.654	1.120	0.483	—	—
197.	Construction of 25 Bedded Hospital Chenab Rangers Sialkot.	2.035	0.211	1.200	0.289	—	—
198.	Construction of over head water tank 10.000 Gallons capacity at Training Wing Pakistan Rangers, Mandi Bahauddin Distt. Gujrat.	0.257	0.216	0.100	—	—	—
199.	Construction of Residential Accn. for H.Q. Pakistan Rangers, at Ghazi Road, Lahore.	19.786	—	0.800	1.930	—	—
Total (Rangers) ..				3.220	2.702	—	—

(Million Rupees)

Sl. No.	Name, Location and Status of the Scheme	Total Cost (F.E.C.)	Estimated Expenditure up to June, 1984	Revised Estimates for 1984-85	Allocation for 1985-86		
					Total ADP	Foreign Exchange Component	
						Own Resources	Foreign Aid
1	2	3	4	5	6	7	8
V. FEDERAL INVESTIGATION AGENCY (FIA)							
200.	Construction of FIA Hqrs. Building. (App.) (Revised).	11.500 20.000	13.112	—	2.218	—	—
201.	Construction of FIA Training School. (App.) (Revised).	3.287 6.178	3.287	—	2.020	—	—
202.	Five Schemes for construction of residential accommodation for FIA staff (1—16) at Islamabad. (App.).	22.506	4.175	5.759	3.860	—	—
203.	Construction of FIA Check Post at Gawadar. (Revised).	0.830 1.909	1.589	—	0.308	—	—
204.	Construction of FIA Check Post at Taftan. (Revised)	0.830 (1.900)	—	—	0.014	—	—
205.	Construction of Residential accommodation for FIA Staff at Karachi (Revised).	4.900	—	1.400	1.447	—	—
Total: (FIA) ..				7.159	9.867	—	—
VI. CIVIL DEFENCE							
206.	Civil Defence Training School, Lahore ..	3.206	—	1.000	0.965	—	—
207.	Civil Defence Training School, Karachi ..	4.999	—	1.000	0.965	—	—
Total (Civil Defence) ..				2.000	1.930	—	—
VII. IMMIGRATION AND PASSPORT							
208.	Computer-Assisted Microfilming and Mechanization. (Un-app.). Technology	9.000	—	—	0.096	—	—
Total (Immigration and Passport) ..				—	0.096	—	—
Total (CAF) ..				73.616	58.865	—	—
Total (Interior Division) ..				85.416	64.655	—	—
D. FINANCE DIVISION							
209.	Advances to Government Employees for House Construction.	—	—	60.000	96.007	—	—
210.	Construction of Building for Institute of Savings Centres (Boundary Wall).	—	—	—	0.264	—	—
Total (Finance Division) ..				60.000	96.271	—	—
E. MINISTRY OF FOREIGN AFFAIRS							
211.	Office building of the Institute of Strategic Studies Islamabad.	4.976	0.645	1.000	1.640	—	—
212.	Office building of the Foreign Service Training Institute, Islamabad.	4.991	1.183	1.000	2.702	—	—

(Million Rupees)

Sl. No.	Name, Location and Status of the Scheme	Total Cost (F.E.C.)	Estimated Expenditure up to June, 1984	Revised Estimates for 1984-85	Allocation for 1985-86			
					Total ADP	Foreign Exchange Component		
						Own Resources	Foreign Aid	
1	2	3	4	5	6	7	8	
213.	Construction of additional accommodation in Foreign Service Hostel, Islamabad.	3.919	—	—	1.930	—	—	
214.	Construction of the Warehouse in the Ministry of Foreign Affairs Islamabad. (<i>On-going</i>).	0.834	—	0.050	0.193	—	—	
215.	Purchase of new wireless sets and antenna for HQ of Ministry of F.A., Islamabad and Missions Abroad.	205.533 (18.090)	—	40.148	3.667	—	—	
216.	Purchase of 80 cypher Machines for the HQ of Ministry of Foreign Affairs and Pakistan Missions Abroad.	21.600 (21.600)	—	—	14.475	14.475	—	
Missions Abroad								
217.	Embassy Complex, Riyadh	196.144 (196.144)	1.916	45.380	} 80.539	} 80.539	} —	
218.	Embassy Complex, Doha	57.975 (57.975)	0.573	60.000				
219.	Embassy Complex, Kuwait	45.819 (45.975)	—	0.443				
220.	Embassy Complex, Abu Dhabi	44.619 (44.619)	5.817	17.565				
<i>(New)</i>								
221.	Residential Accommodation at Riyadh	—	—	0.176	—	—	—	
222.	Embassy Complex, Ottawa	31.520 (31.520)	—	—	—	—	—	
223.	Embassy Complex, Musqat	30.264 (30.264)	—	—	19.300	19.300	—	
224.	Construction of Residential accommodation for the staff in New Delhi.	4.059 (4.059)	—	—	—	—	—	
225.	Construction of Embassy Complex Canberra	36.880 (36.880)	—	—	—	—	—	
Total (M/Foreign Affairs) ..					165.762	124.446	114.314	—
F. MINISTRY OF RELIGIOUS AFFAIRS								
226.	Construction of Haj Complex, Islamabad	66.657 (91.000)	—	25.000	26.293	—	—	
Total (M/Religious Affairs) ..					25.000	26.293	—	—

(Million Rupees)

Sl. No.	Name, Location and Status of the Scheme	Total Cost (F.E.C.)	Estimated Expenditure up to June, 1984	Revised Estimates for 1984-85	Allocation for 1985-86		
					Total ADP	Foreign Exchange Component	
						Own Resources	Foreign Aid
1	2	3	4	5	6	7	8
G. ENVIRONMENT AND URBAN AFFAIRS DIVISION							
<i>(On-going)</i>							
227.	Mosque & Islamic Research Centre Complex Karachi (Un-app.)	38.399	1.610	10.000	0.965	—	—
228.	National Building Code. (App.) ..	0.733	0.470	0.208	0.155	—	—
229.	National Human Settlement (App.) ..	1.605	0.830	0.153	0.746	—	—
230.	National Referencing Manual (App.) ..	0.500	0.210	0.150	0.279	—	—
231.	Development of Katchi Abadi Rehmatabad (Un-app.)	12.500	—	0.050	—	—	—
Total (On-going) ..				10.561	2.145	—	—
<i>(New)</i>							
232.	Preparation of Hydrological Map of Pakistan.	4.810	—	—	1.351	—	0.660
		0.660					
233.	Development of Intermediate Size Growth Centres in Pakistan.	6.750	—	—	1.626	—	1.250
		5.250					
234.	Coordinated Educational and Environmental Programme.	6.741	—	—	0.676	—	0.250
		2.800					
235.	Const. programme during 6th five-year Plan Building Materials and other Logistic Requirements.	1.200	—	—	0.483	—	—
Total (New) ..				—	4.136	—	2.160
Total (E & UA Div.) ..				10.561	6.281	—	2.160
H. MINISTRY OF COMMERCE							
Chief Controller of Imports & Exports							
236.	Construction of Karachi Office Building ..	10.477	4.137	5.900	0.386	—	—
237.	Construction of Lahore Office Building ..	5.138	0.138	1.900	1.447	—	—
Total (Commerce Division) ..				7.800	1.833	—	—
I. PLANNING DIVISION							
238.	Plan House	—	—	—	4.310	—	—
Total (Planning Division) ..				—	4.310	—	—

(Million Rupees)


Sl. No.	Name, Location and Status of the Scheme	Total Cost (F.E.C.)	Estimated Expenditure up to June, 1984	Revised Estimates for 1984-85	Allocation for 1985-86		
					Total ADP	Foreign Exchange Component	
						Own Resources	Foreign Aid
1	2	3	4	5	6	7	8
J. KA & NA DIVISION :							
(i) A.K.	—	—	—	51.736	—	—
(ii) N.A.	—	—	—	34.788	—	—
Total (KA & NA Division) ..				—	86.524	—	—
K. S & FR DIVISION :							
239.	FATA	—	—	—	56.600	—	—
240.	FATA/DC	—	—	—	13.011	—	—
Frontier Constabulary							
241.	Construction of Buildings for FC in Hazara Distt. (App./on-going).	43.865	21.150	1.500	3.377	—	—
242.	Construction of Buildings for FC in Swat Distt. (App./on-going).	39.933	17.856	2.000	4.825	—	—
243.	Const. of FC Buildings in Kohistan Distt. (App./on-going).	44.060	1.1330	2.000	3.377	—	—
244.	Const. of FC post at Oblan. (App./on-going).	6.800 (Revised)	1.8322	2.772	2.119	—	—
245.	Const. of FC post at Khirgi. (App./on-going) ..	6.800 (Revised)	2.5820	2.523	1.636	—	—
246.	Const. of FC post at Zarkani. (App./on-going).	6.800 (Revised)	2.3760	2.523	1.834	—	—
247.	Const. of FC post at Jani Khel. (App./on-going)	6.800 (Revised)	2.0320	2.772	2.453	—	—
248.	Const. of FC Hospital at Shabkadar. (App./on-going).	3.2960	2.0960	1.200	—	—	—
249.	Reconstruction of Mosque for PC at Oghi (App./on-going).	1.1270	1.1270	1.127	—	—	—
250.	Const. of FC post at Saidgai. (Un-app.) (under Process).	3.8410	—	—	1.854	—	—
Total (F.C.) ..				18.417	21.475	—	—
(iv) Levies & Khassadar (On-going)							
251.	Const. of 3 Barracks & 14-Picquets in Kurram Agency. (App.)	8.576	4.229	0.940	2.796	—	—
252.	Const. of 51-Nos. Khassadar Picquets at Orakzai Agency. (App.)	6.308	0.800	1.000	1.930	—	—

(Million Rupees)

Sl. No.	Name, Location and Status of the Scheme	Total Cost (F.E.C.)	Estimated Expenditure up to June, 1984	Revised Estimates for 1984-85	Allocation for 1985-86		
					Total ADP	Foreign Exchange Component	
						Own Resources	Foreign Aid
1	2	3	4	5	6	7	8
253.	Const. of 45 Nos. Khassadar Picquets at Orakzai Agency.	4.956	3.743	1.213	0.718	—	—
		5.700					
254.	Const. of 6-Nos. Picquets in Sherani & Bhitteni Areas.	1.1030	0.920	0.276	0.024	—	—
255.	Const. of Khassadar Levy Picquets at Jamrud.	4.636	3.190	2.191	—	—	—
256.	Const. of 5-Picquets in Massozai Area ..	0.570	0.507	0.063	—	—	—
	LEVIES IN BALUCHISTAN						
257.	Const. of 62 Levy Thanas in Baluchistan .. (New Schemes)	39.570	20.479	11.000	7.720	—	—
258.	Const. of 20 Levy Thanas in Baluchistan. (Un-App.)	20.000	—	—	0.483	—	—
	D.I. KHAN DIVISION						
259.	Const. of 18 Nos. Picquets in North Waziristan Agency.	2.300	—	—	0.241	—	—
260.	Const. of 30 Nos. Picquets in South Waziristan Agency.	3.840	—	—	0.241	—	—
261.	Const. of 8 Nos. Picquets in Bannu F.R. ..	1.025	—	—	0.121	—	—
262.	Const. of 7 Nos. Picquets in D.I. Khan F.R. ..	0.896	—	—	0.121	—	—
	D.I. KHAN DIVISION						
263.	Const. of 17 Nos. Picquets in Kurram Agency ..	2.019	—	—	0.240	—	—
264.	Const. of 6 Nos. Barracks for 300 Levies at Ghiljo and Taghasam in Orakzai Agency.	5.708	—	—	0.724	—	—
265.	Const. of 6 Nos. Khassadar Posts in Kohat F.R.	3.257	—	—	0.121	—	—
	PESHAWAR DIVISION						
266.	Const. of Khassadar/Levies line at Bara & Landikotal in Khyber Agency.	8.000	—	—	0.338	—	—
267.	Const. of Khassadar Lines at Ekkaghund and Ghallanai and 23 Nos. Picquets in Mohmand Agency.	16.500	—	—	0.410	—	—
	MALAKAND DIVISION						
268.	Const. of 6 Nos. Levy Picquets in Dir District.	0.800	—	—	0.579	—	—
269.	Const. of 6 Levy Picquets in Bajaur Agency ..	0.800	—	—	0.579	—	—
270.	Const. of 3 Nos. Picquets in Malakand Agency.	0.800	—	—	0.579	—	—
	Total (Levies & Khassadars) ..			16.683	17.965	—	—
	Total (S&F R Division) ..			35.100	109.051	—	—
	Total—PHYSICAL PLANNING & HOUSING ..			998.338	1251.752	138.969	2.160

MASS MEDIA

(89-90)




MASS MEDIA

(Abstract)

(Million Rupees)

Sl. No.	Sub-Sector	Allocation for 1985-86	Foreign Exchange Component		
			Total	Own Resources	Foreign Aid
1	2	3	4	5	6
1.	Radio Broadcasting Programmes	37.284	26.890	26.890	—
2.	Television Programmes	111.519	55.000	55.000	—
3.	Development Publicity	4.600	—	—	—
4.	Other Programmes	0.670	—	—	—
Total (Mass Media) ...		154.073	81.890	81.890	—

(91-92)



MASS MEDIA

(Million Rupees)

Sl. No.	Name, Location and Status of the Scheme	Total Cost (F.E.C.)	Estimated Expenditure up to June, 1984	Revised Estimates for 1984-85	Allocation for 1985-86		
					Total ADP	Foreign Exchange Component	
						Own Resources	Foreign Aid
1	2	3	4	5	6	7	8
A. MINISTRY OF INFORMATION AND BROADCASTING							
1.	Pakistan Broadcasting Corporation ..	245.211 (59.054)	176.569	29.425	37.284	26.890	—
2.	Pakistan Television Corporation ..	1146.770 (370.681)	730.562	92.783	111.519	55.000	—
Total (M/o Information and Broadcasting) ..				122.208	148.803	81.890	—
B. PLANNING AND DEVELOPMENT DIVISION							
3.	Development: Publicity	—	—	—	4.600	—	—
4.	IBM Composing Machines	0.600	—	0.600	0.575	—	—
5.	Photostat/Typing Machines	0.100	—	—	0.095	—	—
Total (Planning Division) ..				0.600	5.270	—	—
Total—MASS MEDIA ..				122.808	154.073	81.890	—

(93-94)

RURAL DEVELOPMENT

(95-96)

RURAL DEVELOPMENT

(Million Rupees)

Sl. No.	Name, Location and Status of the Scheme	Total Cost (F.E.C.)	Estimated Expenditure up to June, 1984	Revised Estimates for 1984-85	Allocation for 1985-86		
					Total ADP	Foreign Exchange Component	
						Own Resources	Foreign Aid
1	2	3	4	5	6	7	8
A. INTERIOR DIVISION							
<i>(On-going)</i>							
1.	Sub-urban Village Scheme (Approved).	9.553	8.599	0.905	0.049	—	—
2.	R.D. Markaz, Tarlai (Approved)	7.444	7.044	0.258	0.142	—	—
3.	R.D. Markaz, Bhara Kau (Approved)	10.779	6.347	2.216	2.216	—	—
4.	R.D. Markaz, Sihala (Approved)	7.824	7.449	0.358	0.017	—	—
5.	Rural road survey and purchase of road-making machinery (Approved).	0.516	0.388	—	0.128	—	—
6.	Const. of roads 40.14 KM. (Approved)	15.125	1.720	2.000	2.000	—	—
7.	Village Electrification 22 villages. (Approved)	O. 9.835	2.580	2.580	4.675	—	—
	R. 19.670						
	Total (On-going)				8.317	9.227	—
<i>(New)</i>							
8.	Const. of Foot Bridge at Sohan River on Mahfooz Shaheed Road. (Approved).	1.400	—	—	1.400	—	—
9.	Const. of Link Talhar Road (Approved)	2.860	—	—	1.430	—	—
10.	Const. of Link Gokina Road (Approved)	2.074	—	—	1.037	—	—
11.	Additional Block Provision	—	—	—	7.297	—	—
	Total (New)				—	11.164	—
	Total (Interior Div.)				8.317	20.391	—
B. MINISTRY OF LOCAL GOVERNMENT AND RURAL DEVELOPMENT							
<i>(On-going)</i>							
12.	Federal Rural Roads Engineering Cell. (1982—85).	2.192	0.626	0.626	0.439	—	—
13.	NCRD Islamabad	7.825	7.411	0.200	0.188	—	—
14.	Municipal Training and Research Institute, Karachi (being revised).	6.740	3.220	0.680	2.031	—	—
15.	Vocational Guidance & Rural Entrepreneurship Centre.	4.889	4.876	0.100	—	—	—
16.	Monitoring Evaluation of Rural Development Programme, Islamabad.	3.055	2.228	0.596	0.173	—	0.205
17.	Training Films on Rural Development	1.400	0.100	0.100	0.088	—	—
18.	Hostel for Elected Councillors & Resource Person.	3.973	1.873	1.400	0.351	—	—
19.	IRD Research Studies, Islamabad	1.100	0.517	0.100	0.001	—	—
20.	Research and Development Centre	3.871	0.086	0.200	0.130	—	—
21.	Communication Service for Civic education	0.732	—	0.316	0.220	—	—
22.	Design Centre for Rural Crafts	3.515	0.602	0.200	0.214	—	—
23.	Data Centre for Rural Development, Islamabad.	4.898	3.229	1.090	0.819	—	—
24.	Provision of residential and other facilities for NCRD.	—	—	—	0.130*	—	—
	Total (M/o L.G. & R.D.)			5.608	4.784	—	0.205

*From 1986-87, this scheme will be transferred to the revenue budget.

(Million Rupees)

Sl. No.	Name, Location and Status of the Scheme	Total Cost (F.E.C.)	Estimated Expenditure up to June, 1984	Revised Estimates for 1984-85	Allocation for 1985-86		
					Total ADP	Foreign Exchange Component	
						Own Resources	Foreign Aid
1	2	3	4	5	6	7	8
C. KA & NA DIVISION :							
	(i) A.K.	—	—	—	39.248	—	—
	(ii) N.A.	—	—	—	60.000	—	—
	Total (KA & NA Division)			—	99.248	—	—
D. S. & F.R. DIVISION :							
	(i) FATA	—	—	—	15.000	—	—
	Total (S. & F.R. Division)			—	15.000	—	—
	Total—(RURAL DEVELOPMENT ..			13.925	139.423	—	0.205

SCIENCE AND TECHNOLOGY

(99-100)

SCIENCE AND TECHNOLOGY

(Abstract)

(Million Rupees)

Sl. No.	Name of the Organization	A.D.P. Allocation 1985-86	Foreign Exchange Component		
			Total	Own Resources	Foreign Aid
1.	Ministry of Science and Technology (Main)	4·989	2·000	2·000	—
2.	National Institute of Oceanography	6·349	—	—	—
3.	National Centre for Transfer of Technology	2·358	0·250	0·250	—
4.	National Institute of Silicon Technology	27·214	0·800	0·800	—
5.	National Institute of Power	4·536	—	—	—
6.	National Institute of Electronics	18·188	4·500	4·000	0·500
7.	Pakistan Science Foundation	10·862	—	—	—
8.	Pakistan Council of Scientific and Industrial Research	39·917	17·190	2·500	14·690
9.	Pakistan Medical Research Council	8·164	0·100	0·100	—
10.	Appropriate Technology Development Organization	6·164	—	—	—
11.	Council for Works and Housing Research	4·036	0·350	0·350	—
12.	Irrigation, Drainage and Flood Control Research Council	7·799	0·600	—	0·600
13.	Pakistan Council for Science and Technology	0·870	—	—	—
Total ..		141·446	25·790	10·000	15·790

(101-102)

SCIENCE AND TECHNOLOGY

(Million Rupees)

Sl. No.	Name, Location and Status of the Scheme	Total Cost (F.E.C.)	Estimated Expenditure up to June, 1984	Revised Estimates for 1984-85	Allocation for 1985-86		
					Total ADP	Foreign Exchange Component	
						Own Resources	Foreign Aid
1	2	3	4	5	6	7	8
A. MINISTRY OF SCIENCE AND TECHNOLOGY							
I. Ministry (Main)							
1.	Development of High Level S & T Manpower.	32.270 (31.550)	—	—	2.268	2.000	—
2.	Implementation of Action Plan of the S&T Policy.	650.000 (50.000)	—	—	2.721	—	—
Total (Ministry Main) ..				—	4.989	2.000	—
II. National Institute of Oceanography							
3.	National Institute of Oceanography (Phase --II)	39.790 (6.320)	1.149	11.000	6.349	—	—
III. National Centre for Transfer of Technology							
4.	National Centre for Transfer of Technology (App.)	4.200	0.083	1.000	2.358	0.250	—
IV. National Institute of Silicon Technology							
5.	National Institute of Silicon Technology (Approved).	79.830 (30.950)	32.535	10.000	26.488	0.800	—
6.	Attenuation of Solar Radiation in Atmosphere and Application to Solar Mapping of Pakistan (Collaborative project with Miami University under USNSF) (App.).	0.9750	—	—	0.272	—	—
7.	Research and Development Activities for Amorphous Silicon Devices (Collaborative project with Arizona University under USNSF). (App.).	1.000	—	—	0.454	—	—
Total (NIST) ..				10.000	27.214	0.800	—
V. National Institute of Power							
8.	National Institute of Power. (App.).	40.000 (3.100)	1.910	4.300	4.536	—	—
VI. National Institute of Electronics							
<i>(On-going)</i>							
9.	National Institute of Electronics, Islamabad. (Approved).	59.713 (19.271)	34.335	19.795	17.688	4.000	—
<i>(New)</i>							
10.	Integrated Circuit Development Facility. (Un-app.).	118.768 (96.930)	—	—	0.100	—	0.100 (French)
11.	Digital Communication System Development Facility (Un-app.).	47.611 (32.391)	—	—	0.100	—	0.100 (French)
12.	Laser Development Facility (Un-app.).	45.560 (39.400)	—	—	0.100	—	0.100 (French)
13.	Fibre Optics Development Facility (Un-app.).	51.360 (44.400)	—	—	0.100	—	0.100 (French)
14.	Software Instructors Training Centre. (Un-app.).	95.690 (76.450)	—	—	0.100	—	0.100 (French)
Total (NIE) ..				19.795	18.188	4.000	0.500

(Million Rupees)

Sl. No.	Name, Location and Status of the Scheme	Total Cost (F.E.C.)	Estimated Expenditure up to June, 1984	Revised Estimates for 1984-85	Allocation for 1985-86			
					Total ADP	Foreign Exchange Component		
						Own Resources	Foreign Aid	
1	2	3	4	5	6	7	8	
VII. Pakistan Science Foundation								
15.	Establishment of Science Complex (Un-approved).	67.270 (6.400)	—	—	0.776	—	—	
PAK. U. S. NSF COLLABORATIVE PROJECTS								
16.	Study of Bisbenzylisoquinoline alkaloids Medicinal Plants of Pakistan.	1.033	0.174	0.290	0.516	—	—	
17.	Study of Tissue Culture of Plants for alkaloid & Aromatics from Pakistan.	0.859	0.174	0.210	0.431	—	—	
18.	Study of age Techtonics history of the Karakorum Hindu Kush ranges & intermountain basins of Northern Pakistan.	4.250	0.174	0.700	1.814	—	—	
19.	Study of Restriction Enzymes.	1.999	—	0.300	0.458	—	—	
20.	Modulation of Legumes of Pakistan (Un-approved).	1.000	—	—	0.524	—	—	
21.	Stochastic modelling in Arid regions (Un-approved).	1.780	—	—	0.226	—	—	
22.	Pakistan Museum of Natural History, Islamabad, Phase II (Un-appd.).	79.830 (25.000)	—	1.000	6.005	—	—	
23.	Expansion of PASTIC & Four Sub-Centres (Un-approved).	71.703 (1.700)	—	—	0.112	—	—	
Total (PSF) ..				—	2.500	10.862	—	—
VIII. P. C. S. I. R.								
24.	Feasibility Studies for setting up Strategic Minerals Feasibility and Analysis Centre.	1.090 (0.890)	—	1.090	—	—	—	
25.	Balancing and Modernization of Pilot Plant Design and Development Division of PCSIR Laboratories, Lahore.	2.914 (1.300)	2.461	0.453	—	—	—	
26.	Creation of R & D base for Research in the Development of know how for technical glasses.	1.450 (0.500)	1.234	0.216	—	—	—	
27.	Benefication and Utilization of Domestic Iron Ores for Direct Reduced Iron Pellets.	1.600 (0.800)	0.948	0.652	—	—	—	
28.	Development of Electrolytic Brightners and Auxiliary Chemicals for Electroplating Industry.	0.600 (0.400)	0.440	0.160	—	—	—	
29.	Sewerage connection to Main City Sewerage Disposal System.	1.650	1.150	0.500	—	—	—	
30.	Development of Technology for the Fabrication of Nickel Cadmium Batteries.	1.871 (0.890)	1.330	0.541	—	—	—	
31.	Construction of Boundary Wall and Updating of Water/Sewerage Services of PCSIR Laboratories, Karachi.	1.928	1.170	0.758	—	—	—	

(Million Rupees)

Sl. No.	Name, Location and Status of the Scheme	Total Cost (F.E.C.)	Estimated Expenditure up to June, 1984	Revised Estimates for 1984-85	Allocation for 1985-86		
					Total ADP	Foreign Exchange Component	
						Own Resources	Foreign Aid
1	2	3	4	5	6	7	8
32.	Inexpensive Technologies for drinking water in Rural Areas.	1.820 (0.150)	1.312	0.508	—	—	—
33.	Preparation "2 (4-Isobutyle Phenyls) Propionic Acid N- (2-3-xylyol)- anthoranilic Acid" on Pilot Plant Scale.	0.600 (0.100)	0.396	0.204	—	—	—
34.	Pilot Plant Study for Production of Fruit based (Guava and apple) beverages.	0.450 (0.100)	0.266	0.184	—	—	—
35.	Updating of Civil Engineering Infrastructure of PCSIR Laboratories, Peshawar.	1.250	0.844	0.406	—	—	—
36.	Production of Silimarine (Sylybenol) from Silybum Marianum.	0.550 (0.050)	0.350	0.200	—	—	—
37.	Improvement in Civil Engineering Infrastructure Fuels and Leather Research Division.	0.650	0.406	0.244	—	—	—
38.	Establishment of Demonstration and Training Centre for Rural Technologies Developed by PCSIR at Peshawar, Lahore and Karachi.	1.100	0.857	0.243	—	—	—
39.	Establishment of Nucleus of PCSIR Laboratories, Quetta.	1.050	0.685	0.365	—	—	—
40.	Improved Handlooms Design and Fabrication of Proto-types.	0.075	—	0.075	—	—	—
41.	Establishment of Green House.	0.800	—	0.800	—	—	—
42.	Design & Fabrication of Fluidized Bed Drier ..	0.250	—	0.250	—	—	—
43.	Development of R & D Programme for Reduction of Post Harvest Losses.	0.075	—	0.075	—	—	—
44.	Operational Feasibility Studies of Pilot-Plant (Phase I, Petkoline Plant).	0.380 (0.075)	—	0.380	—	—	—
45.	Pilot Plant feasibilities for the Production of Copolymers.	0.280	—	0.280	—	—	—
46.	Survey of the Problems of spice processing and Identification of R&D inputs to ensure high quality.	0.125	—	0.125	—	—	—
PCSIR LABORATORIES, LAHORE							
(On-going)							
47.	Multipurpose Ore Benefication Pilot Plant \ ..	19.710 (10.390)	1.696	5.600	6.000	1.800	2.000 (UNDP)
48.	Product Development & Dissemination of Solar Technology.	1.500	—	1.000	0.500	—	—
49.	Production of Sodium Silicate Based Chemicals.	0.200	—	0.100	0.100	—	—
50.	Establishment of Experimental Production Unit for Guanadiane Nitrate.	2.000 (0.550)	—	1.000	1.000	—	—
PCSIR LABORATORIES, KARACHI							
51.	Establishment of Experimental Production Unit for Aluminium and Zinc Phosphide.	0.300	—	0.150	0.150	—	—

(Million Rupees)

Sl. No.	Name, Location and Status of the Scheme	Total Cost (F E.C.)	Estimated Expenditure up to June, 1984	Revised Estimates for 1984-85	Allocation for 1985-86			
					Total ADP	Foreign Exchange Component		
						Own Resources	Foreign Aid	
1	2	3	4	5	6	7	8	
52.	Development of Preventive Technologies for Control of Nematodes.	0.200	—	0.100	0.100	—	—	
53.	Small Pilot Production Unit of Scientific Instruments.	1.760 (1.260)	—	0.880	0.880	—	—	
PAK-SWISS TRADING CENTRE								
54.	Development of Design and Fabrication Technology of Cylindrical Grinding Machine (Semi-automatic Infeed).	0.750	—	0.500	0.250	—	—	
55.	Development of Design and Fabrication Technology of Pressure Die Casting Machine 0.5 Kg.	0.750 (0.200)	—	0.405	0.345	0.200	—	
56.	Establishment of Technical Training Centre in PSTC for Processing Control Instrumentation and Engineering.	53.780 (33.550)	0.344	15.035	2.000	0.500	—	
FUEL RESEARCH CENTRE								
57.	Construction of Additional Laboratory and Pilot Plant Building for Fuel Research Centre.	1.950	—	1.477	0.473	—	—	
PROJECTS ADMINISTERED BY HEAD OFFICE :								
58.	Scientific Studies and Development of Indigenous Dietary Herbs for Control of Population Growth in Pakistan.	0.400	—	0.150	0.250	—	—	
59.	Development of Technical/Scientific Manpower for PCSIR.	0.900	—	0.350	0.550	—	—	
PROJECTS FUNDED UNDER USPCSP FUND								
60.	Development of a System to produce and use protein for Human Monogastric and Polygastric Animals from Forages in Pakistan.	1.561	0.483	0.561	0.517	—	—	
61.	Re-use of Water from Desizing Waste of Textile Industry.	1.500 (0.407)	—	0.500	0.100	—	—	
62.	Studies of new Isoquinoline Alkaloids Search for Antineoplastic Agents.	0.833	0.213	0.588	0.432	—	—	
Total (On-going) ..					37.105	13.647	2.500	2.000
(New)								
PCSIR LABORATORIES, LAHORE								
63.	Provision and Installation of a Stand by Diesel Generator in PCSIR Laboratories, Lahore. (App.).	0.850	—	—	0.850	—	—	
64.	Provision and Installation of Deep-well Turbine Pump. (App.).	0.300	—	—	0.300	—	—	
65.	Studies on the Economics of the Production of six different industrial chemicals from gypsum i.e. (Sodium Sulphate, Sodium Sulphide, Sodium Bicarbonate, Calcium Carbonate, sulphur and soda ash). (App.).	1.167 (0.050)	—	—	0.300	—	—	
66.	Development of the Shell Moulding and the Hot-Box Process. (App.).	0.350	—	—	0.150	—	—	

(Million Rupees)

Sl. No.	Name, Location and Status of the Scheme	Total Cost (F.E.C.)	Estimated Expenditure up to June, 1984	Revised Estimates for 1984-85	Allocation for 1985-86		
					Total ADP	Foreign Exchange Component Own Resources	Foreign Aid
1	2	3	4	5	6	7	8
67.	Analytical/Laboratory Grade Chemicals ..	0.500	—	—	0.500	—	—
68.	Biochemical and Storage Studies on Low Moisture Heats and Meat Products.	<u>2.000</u> (0.960)	—	—	1.480	—	0.960 (IDRC)
69.	Mission Oriented R&D activities in Glass and Ceramics leading to the Development of. (i) Semi Reduced Flint Glasses. (ii) Development of Chemical Procelain. (iii) Substitution of Imported China Clay. PCSIR LABORATORIES, PESHAWAR	1.450	—	—	0.300	—	—
70.	Extension and Development of Animal House ..	0.418	—	—	0.314	—	—
71.	Development of Manufacturing Technology for filter alum from Bauxite Ore.	0.275	—	—	0.150	—	—
72.	Development and Promotion of Gypsum board-making Technology. PCSIR LABORATORIES, KARACHI	0.350	—	—	0.150	—	—
73.	Preparation of Poultry Feed with low Aflatoxine Content. (Approved).	<u>6.500</u> (5.700)	—	—	4.739	—	4.305 (ODA)
74.	Pilot Plant Production of Pesticides (Organi-Phosphates Carbamates and Chlorocarbons), their evaluation/field trials.	<u>2.800</u> (1.800)	—	—	0.600	—	—
75.	Creation of Infrastructure for production of Fine Chemicals and Inorganic Pharmaceuticals. PCSIR, LEATHER RESEARCH CENTRE	<u>1.900</u> (1.400)	—	—	0.300	—	—
76.	Pilot Production of Suede Garment and footwear leather. PROJECTS ADMINISTERED BY HEAD OFFICE	0.300	—	—	0.100	—	—
77.	Balancing and Modernization of Instruments Equipment of PCSIR Laboratories, Centres and Institutes. (Approved).	<u>315.853</u> (195.750)	—	5.000	1.000	—	—
78.	Establishment of Machinery and Development Divisions of PCSIR Laboratories, Karachi and Lahore.	<u>50.107</u> (16.000)	—	—	0.100	—	—
79.	National Institute of Clean Energy	<u>150.300</u> (58.300)	—	—	0.100	—	—
80.	Desalination Plant at Gawadar (Approved).	2.000	—	—	2.000	—	—
81.	Establishment of Technical Training Centre for Precision Mechanical and Instrument Technology, Quetta. PAK-SWISS TRAINING CENTRE	<u>30.000</u> (12.850)	—	—	0.500	—	—
82.	Establishment of Technical Training Centre for Precision Mechanical and Instrument Technology at PCSIR Campus, Peshawar.	<u>21.451</u> (10.000)	—	—	0.500	—	—
108.	Lysimeter Studies in Sind, Tandojam (App.) ..	3.200	2.271	1.000	0.272	—	—
109.	Pakistan Desertification Monitoring Unit (PADMU) (App.).	<u>4.000</u> (0.100)	2.572	1.400	0.544	—	—
110.	Special Short Term Research Studies (App.).	1.500	1.710	0.500	0.091	—	—
111.	Monitoring Studies on Tile Drainage Project, Khairpur. (App.).	<u>2.200</u> (1.000)	0.020	0.800	0.100	—	0.100 (Netherlands)
112.	Promotion of Research Activities at National Universities in the field of Water Resources Engg. (App.).	1.733	—	—	0.226	—	—

(Million Rupees)

Sl. No.	Names, Location and Status of the Scheme	Total Cost (F.E.C.)	Estimated Expenditure up to June, 1984	Revised Estimates for 1984-85	Allocation for 1985-86			
					Total ADP	Foreign Exchange Component	Foreign Aid	
1	2	3	4	5	6	7	8	
113.	Development of Library and Documentation Services. (Un-App.).	18.000 (12.000)	—	—	1.014	—	—	
114.	Coordinating Unit for Irrigation Systems Management Project (Un-App.)	72.802 (64.387)	—	—	0.725	—	0.300	
115.	Establishment of Tile Drainage Pilot project in other Areas. (Un-App.).	—	—	0.100	0.091	—	—	
116.	Water Harvesting Unit. (Un-App.).	6.000	—	—	0.181	—	—	
117.	National Institute of Hydrology (NINSHI). (Un-App.).	33.900 (5.690)	—	—	0.454	—	—	
118.	Building Construction of National Institute of Hydrology and Research Centre. (Un-App.).	10.000	—	—	0.454	—	—	
Total (IDFCRC) ..					8.000	7.799	—	0.600
XIII. Pakistan Council For Science and Technology, Islamabad								
119.	Studies on Application of S & T in Development Process to Pakistan and Ummah. (App.).	0.850	—	0.400	0.208	—	—	
120.	Establishment of Task Force for multi-disciplinary S & T studies. (Un-app.).	5.000	—	—	0.254	—	—	
121.	Scientometric and Futuristic Studies on S & T in Pakistan. (Un-app.).	5.000	—	—	0.408	—	—	
Total (PCS&T) ..					0.400	0.870	—	—
Total—SCIENCE AND TECHNOLOGY ..					112.400	141.446	10.000	15.790

(Million Rupees)

Sl. No.	Name, Location and Status of the Scheme	Total Cost (F.E.C.)	Estimated Expenditure up to June, 1984	Revised Estimates for 1984-85	Allocation for 1985-86		
					Total ADP	Foreign Exchange Component	
						Own Resources	Foreign Aid
1	2	3	4	5	6	7	8
67.	Analytical/Laboratory Grade Chemicals ..	0.500	—	—	0.500	—	—
68.	Biochemical and Storage Studies on Low Moisture Heats and Meat Products.	<u>2.000</u> (0.960)	—	—	1.480	—	0.960 (IDRC)
69.	Mission Oriented R&D activities in Glass and Ceramics leading to the Development of. (i) Semi Reduced Flint Glasses. (ii) Development of Chemical Procelain. (iii) Substitution of Imported China Clay. PCSIR LABORATORIES, PESHAWAR	1.450	—	—	0.300	—	—
70.	Extension and Development of Animal House ..	0.418	—	—	0.314	—	—
71.	Development of Manufacturing Technology for filter alum from Bauxite Ore.	0.275	—	—	0.150	—	—
72.	Development and Promotion of Gypsum board-making Technology.	0.350	—	—	0.150	—	—
	PCSIR LABORATORIES, KARACHI						
73.	Preparation of Poultry Feed with low Aflatoxine Content. (Approved).	<u>6.500</u> (5.700)	—	—	4.739	—	4.305 (ODA)
74.	Pilot Plant Production of Pesticides (Organi-Phosphates Carbamates and Chlorocarbons), their evaluation/field trials.	<u>2.800</u> (1.800)	—	—	0.600	—	—
75.	Creation of Infrastructure for production of Fine Chemicals and Inorganic Pharmaceuticals.	<u>1.900</u> (1.400)	—	—	0.300	—	—
	PCSIR, LEATHER RESEARCH CENTRE						
76.	Pilot Production of Suede Garment and footwear leather.	0.300	—	—	0.100	—	—
	PROJECTS ADMINISTERED BY HEAD OFFICE						
77.	Balancing and Modernization of Instruments Equipment of PCSIR Laboratories, Centres and Institutes. (Approved).	<u>315.853</u> (195.750)	—	5.000	1.000	—	—
78.	Establishment of Machinery and Development Divisions of PCSIR Laboratories, Karachi and Lahore.	<u>50.107</u> (16.000)	—	—	0.100	—	—
79.	National Institute of Clean Energy	<u>150.300</u> (58.300)	—	—	0.100	—	—
80.	Desalination Plant at Gawadar (Approved).	2.000	—	—	2.000	—	—
	PAK-SWISS TRAINING CENTRE						
81.	Establishment of Technical Training Centre for Precision Mechanical and Instrument Technology, Quetta.	<u>30.000</u> (12.850)	—	—	0.500	—	—
82.	Establishment of Technical Training Centre for Precision Mechanical and Instrument Technology at PCSIR Campus, Peshawar.	<u>21.451</u> (10.000)	—	—	0.500	—	—

(Million Rupees)

Sl. No.	Name, Location and Status of the Scheme	Total Cost (F.E.C.)	Estimated Expenditure up to June, 1984	Revised Estimates for 1984-85	Allocation for 1985-86		
					Total ADP	Foreign Exchange Component	
						Own Resources	Foreign Aid
1	2	3	4	5	6	7	8
FUEL RESEARCH CENTRE							
83.	Production of Processed Coal Briquettes (App.).	24.600 (20.070)	—	—	8.000	—	7.425 (USAID)
LEATHER RESEARCH CENTRE							
84.	Establishment of Leather Research Institute. ..	18.381 (10.174)	—	—	0.200	—	—
PCSIR LABORATORIES, QUETTA							
85.	Establishment of PCSIR Laboratories, Quetta ..	47.650 (21.100)	—	0.500	0.100	—	—
PCSIR, LABORATORIES, PESHAWAR							
86.	National Centre of Medicinal Botanic ..	64.000 (24.000)	—	1.000	0.200	—	—
COLLABORATIVE PROGRAMME WITH US/USF							
87.	Purchase of 90 Mega Hertz NMR apparatus (US/NSF).	5.000	—	—	0.100	—	—
NATIONAL BUREAUS OF STANDARDS							
88.	Collaborative Research Programme between PCSIR and United States National Bureau of Standards.	9.900 (6.000)	—	—	0.100	—	—
89.	Other Small Projects	5.720	—	—	3.137	—	—
		Total (New) ..		6.500	26.270	—	12.600
		Total (PCSIR) ..		43.605	39.917	2.500	14.690
IX. Pakistan Medical Research Council							
90.	Research Programme on National Health Problems-Phase-III (1983-88). (App.).	19.800 (0.300)	3.346	4.000	2.540	0.100	—
91.	Health Services Research Project. (App.) ..	10.500	5.100	2.000	1.996	—	—
92.	Strengthening of PMRC Research Centres.	—	—	0.200	1.814	—	—
93.	Establishment of Clinical research complex at Sheikh Zayed Hospital, Lahore ..	20.962	—	—	1.814	—	—
		Total (PMRC) ..		6.200	8.164	0.100	—
X. Appropriate Technology Development Organization							
<i>(On-going)</i>							
94.	Evolving Appropriate Irrigation Techniques for Water Scarcity Areas. (App.).	0.863	0.764	0.150	—	—	—
95.	Evolving A. T. for Installation for 25 Demonstration Micro/Mini Hydel Plants in NWFP. Punjab (App.).	3.200	0.330	1.500	0.907	—	—
96.	Pilot Plant Study for Appropriate Mini Paper Industrial Technology. (App.).	1.500	0.258	0.850	0.272	—	—

(Million Rupees)

Sl. No.	Name, Location and Status of the Scheme	Total Cost (F.E.C.)	Estimated Expenditure up to June, 1984	Revised Estimates for 1984-85	Allocation for 1985-86		
					Total ADP	Foreign Exchange Component	
						Own Resources	Foreign Aid
1	2	3	4	5	6	7	8
97.	Evolving Appropriate Building Construction Materials/Technologies (App.).	3.500	0.215	2.000	0.816	—	—
98.	R & D for evolving Appropriate Technologies for Development of Wind Mills. (app.).	2.880	—	0.600	1.361	—	—
99.	Establishment of A. T. Demonstration Display Centres. (Un-App.).	5.000	—	—	1.814	—	—
100.	R & D Pilot Plant Studies for Mobile Fruit Processing Appropriate Technologies. (Un-app.).	3.600	—	—	0.361	—	—
	(New) :						
101.	Evolving of A. T. Sprinkler, Irrigation Technology. (Un-App.).	2.500	—	—	0.226	—	—
102.	R & D Experimental Construction of Bulk Size Plants for Integrated Biogas Technology.	2.500	—	—	0.407	—	—
	Total (ATDO)		..	5.100	6.164	—	—
XI. Council for Works and Housing Research							
103.	National Building Research Institute at Karachi	<u>24.83</u> (5.277)	0.079	0.300	5.583	0.350	—
104.	Prolonging the Life of Earth Building (App.). ..	0.300	—	0.100	—	—	—
105.	Production and application of Gypsum binding plaster in Building. (App.).	0.150	—	0.100	0.045	—	—
106.	Other Minor R & D Projects of CWHR. ..	2.500	—	—	0.408	—	—
	Total (CWHR)		..	0.500	4.036	0.350	—
XII. Irrigation Drainage & Flood Control Research Council							
107.	Drainage & Reclamation Institute of Pakistan (DRIP), Tandojam (App.), (Revised).	<u>39.940</u> (14.680)	34.313	4.200	3.647	—	0.200 (Netherlands)
108.	Lysimeter Studies in Sind, Tandojam (App.) ..	3.200	2.271	1.000	0.272	—	—
109.	Pakistan Desertification Monitoring Unit (PADMU) (App.).	<u>4.000</u> (0.100)	2.572	1.400	0.544	—	—
110.	Special Short Term Research Studies (App.).	1.500	1.710	0.500	0.091	—	—
111.	Monitoring Studies on Tile Drainage Project, Khairpur. (App.).	<u>2.200</u> (1.000)	0.020	0.800	0.100	—	0.100 (Netherlands)
112.	Promotion of Research Activities at National Universities in the field of Water Resources Engg. (App.).	1.733	—	—	0.226	—	—

(Million Rupees)

Sl. No.	Names, Location and Status of the Scheme	Total Cost (F.E.C.)	Estimated Expenditure up to June, 1984	Revised Estimates for 1984-85	Allocation for 1985-86			
					Total ADP	Foreign Exchange Component		
						Own Resources	Foreign Aid	
1	2	3	4	5	6	7	8	
113.	Development of Library and Documentation Services. (Un-App.).	<u>18.000</u> (12.000)	—	—	1.014	—	—	
114.	Coordinating Unit for Irrigation Systems Management Project (Un-App.)	<u>72.802</u> (64.387)	—	—	0.725	—	0.300	
115.	Establishment of Tile Drainage Pilot project in other Areas. (Un-App.).	—	—	0.100	0.091	—	—	
116.	Water Harvesting Unit. (Un-App.).	6.000	—	—	0.181	—	—	
117.	National Institute of Hydrology (NINSHI). (Un-App.).	<u>33.900</u> (5.600)	—	—	0.454	—	—	
118.	Building Construction of National Institute of Hydrology and Research Centre. (Un-App.).	10.000	—	—	0.454	—	—	
Total (IDFCRC) ..					<u>8.000</u>	<u>7.799</u>	<u>—</u>	<u>0.600</u>
XIII. Pakistan Council For Science and Technology, Islamabad								
119.	Studies on Application of S & T in Development Process to Pakistan and Ummah. (App.).	0.850	—	0.400	0.208	—	—	
120.	Establishment of Task Force for multi-disciplinary S & T studies. (Un-app.).	5.000	—	—	0.254	—	—	
121.	Scientometric and Futuristic Studies on S & T in Pakistan. (Un-app.).	5.000	—	—	0.408	—	—	
Total (PCS&T) ..					<u>0.400</u>	<u>0.870</u>	<u>—</u>	<u>—</u>
Total—SCIENCE AND TECHNOLOGY ..					<u>112.400</u>	<u>141.446</u>	<u>10.000</u>	<u>15.790</u>

**D. SOCIAL DEVELOPMENT & HUMAN
RESOURCES SECTORS**

(111-112)

EDUCATION AND TRAINING

(113-114)

EDUCATION AND TRAINING

(Abstract)

(Million Rupees)

Sl. No.	Sector/Sub-Sector	Allocation for 1985-86	Foreign Exchange Component		
			Total	Own Resources	Foreign Aid
1	2	3	4	5	6
(a) Education Division :					
1.	Primary Education	45.452	2.000	—	2.000
2.	Secondary Education	88.176	3.000	—	3.000
3.	Teacher Education	2.727	—	—	—
4.	Technical Education	76.235	2.500	—	2.500
5.	College Education	39.646	—	—	—
6.	Dev. of Lib. Services & Museums ...	36.361	—	—	—
7.	Literacy Programme	54.541	—	—	—
8.	Scholarships and Loans	85.449	50.000	50.000	—
9.	Production and Supply of Textbooks ...	2.727	—	—	—
10.	University and Higher Education ...	233.501	16.500	—	16.500
11.	Miscellaneous Prog. of Edu. Div. ...	14.545	1.000	—	1.000
Total—(Education Division) ..		679.360	75.000	50.000	25.000
(b) Establishment Division					
		34.740	—	—	—
(c) Cabinet Division					
		21.230	—	—	—
(d) Planning & Dev. Division					
		11.572	5.814	—	5.814
(e) Statistics Division					
		6.000	6.000	—	6.000
(f) Special. Areas					
		167.662	—	—	—
Total—(Education and Training) ..		920.564	86.814	50.000	36.814

(115-116)

SUMMARY OF ALLOCATIONS

(Programme-wise)

Programme	Revised Allocation Estimates for 1985-86 for 1984-85	2	3
1			
1. Primary Education :			
(i) Establishment /construction of 188 Primary Schools. (88 completed)	29·185		28·775
(ii) Consolidation of Parimary Schools	9·070		6·632
(iii) Miscellaneous Programme of Primary Schools Reading Material, Sports, Major Re- pair, teaching kits and teacher guides	14·878		5·068
(iv) Primary Education Project	—		4·977
Total (1)	53·133		45·452
2. Secondary			
(i) Up-gradation of 20 Primary Schools 20 Middle Schools	5·865		15·041
(ii) Establishment of 19 High Schools	7·655		10·493
(iii) Construction of Buildings of 16 Secondary Schools	13·132		12·614
(iv) Consolidation and improvement of 90 Secondary Schools	15·162		17·612
(v) Miscellaneous Programme of Secondary Schools, Science equipment, supply of Fur- niture, Sports items library Books	7·060		11·602
(vi) Science Project	5·000		18·123
(vii) Agro-technical Education	1·300		2·691
Total (2)	55·174		88·176
3. Teacher Education :			
(i) Teacher Training in Federal Colleges	1·902		0·603
(ii) In-service teacher training	1·500		2·124
Total (3)	3·402		2·727
4. Technical Education :			
(i) Khuzdar Engineering College	20·142		51·999
(ii) NTC	16·580		18·142
(iii) Dawood Engineering College	4·070		2·412
(iv) Miscellaneous Programme	5·262		3·682
Total (4)	46·054		76·235
5. College Education :			
(i) Establishment of Colleges	7·793		4·174
(ii) Consolidation of Colleges	13·379		7·709
(iii) Cadet College Mastung	20·000		23·725
(iv) Cadet College Lakrana	—		0·708
(v) Miscellaneous Programme (Hostel, Science equipment, books etc.)	1·871		3·330
Total (5)	43·043		39·646

Programme	Revised Estimate for 1984-85	Allocation for 1985-86
1	2	3
6. Library and Museums :		
(i) National Library	25.000	34.161
(ii) Consolidation of Libraries	2.300	1.177
(iii) National Museum of Science and Technology	2.000	—
(iv) Public Library System	0.300	0.965
(v) Miscellaneous Programme (Children Library)	0.039	0.058
Total (6)	29.639	36.361
7. Literacy & Miscellaneous Education :		
(i) LAMEC	20.000	52.089
(ii) Miscellaneous Programme NIC	2.264	2.452
Total (7)	22.264	54.541
8. Scholarships :		
(i) International Scholarships	17.032	13.023
(ii) External Scholarships	48.833	72.426
Total (8)	65.865	85.449
9. Text Books	10.379	2.727
Total (9)	10.379	2.727
10. Universities :		
(i) Punjab University	29.300	17.338
(ii) Multan B. Z. University	22.000	13.000
(iii) Bahawalpur Islamia University	21.000	14.500
(iv) Engineering University Lahore	30.500	10.363
(v) Karachi University	18.500	17.351
(vi) Sind University (Jamshoro)	17.630	15.335
(vii) Mehran Engineering-Jamshoro	20.000	13.500
(viii) NED Engineering University/Karachi	8.000	5.000
(ix) Gomal University D. I. Khan	21.000	15.500
(x) N.W.F.P. Engineering University	8.000	3.600
(xi) Peshawar University	10.200	13.100
(xii) Baluchistan University	12.450	8.303
(xiii) A.J.K. University	10.000	9.000
(xiv) Quaid-i-Azam University	12.300	9.000
(xv) Allama Iqbal Open University	12.500	15.500
(xvi) Islamic University, Islamabad	10.430	6.700
(xvii) Women University	3.500	0.400
(xix) Institute of Science & Technology	7.000	0.400
(xxi) UGC & Non UGC Projects	34.663	45.611
Total (10)	309.053	233.501
11. Miscellaneous :		
Pakistan Academy of Sciences, AEPM, NEC, Iqbal Academy, Research Project, Pakistan Academy of letter, etc.	21.160	14.545
Total (11)	21.160	14.545
Total—(Ministry of Education)	659.166	679.360

EDUCATION AND TRAINING

(Million Rupees)

Sl. No.	Name, Location and Status of the Scheme	Total Cost (F.E.C.)	Estimated Expenditure up to June, 1984	Revised Estimates for 1984-85	Allocation for 1985-86			
					Total ADP	Foreign Exchange Component		8
						7	Own Resources	
1	2	3	4	5	6	7	8	
A. EDUCATION DIVISION								
1. PRIMARY EDUCATION								
F.G.E.I.								
<i>(On-going)</i>								
1.	Costruction of 44 Primary Schools in Federal Area (Approved).	9.961	10.522	0.863	—	—	—	
2.	Establishment of 34 Primary Schools in Rural Area/IBD. (Approved).	9.472	7.202	1.626	—	—	—	
3.	Improvement & Expansion of 16 Primary Schools in F.A. (Approved).	2.594	2.668	0.200	—	—	—	
4.	Expansion of Buildings of existing Primary Schools at Islamabad (Approved).	3.800	2.560	1.025	—	—	—	
5.	Construction of 10 Primary Schools in Newly Deve. Sectors at Islamabad (Approved).	11.913	11.978	0.200	—	—	—	
6.	Provision of Supplementary Readers to 195 Primary Schools at Ibd. F.A. (Approved).	0.200	—	0.200	—	—	—	
7.	Supply of Sports Gear & Provision of Children Park in Primary Schools in F.A. (Approved).	0.700	0.215	0.585	—	—	—	
8.	Construction of Female Hostel in Cluster of Primary Schools in F.A. (Approved).	1.441	—	0.500	—	—	—	
9.	Construction of existing 5 Primary Schools into Model Schools in each Union Council.	2.295	—	2.295	—	—	—	
10.	Opening of 10 New Primary Schools in Rural Area of Islamabad (Approved).	4.311	0.430	1.600	1.500	—	—	
11.	Establishment of 15 Primary Schools in Newly Dev. Sectors of Islamabad (Approved).	17.761	9.320	8.636	2.066	—	—	
12.	Establishment of Primary Schools in Villages Khardrapper & Tamma (Approved).	1.650	—	0.500	1.150	—	—	
13.	Estt. of Primary Schools in F-7/2, Tarnaul & Ladhrot (Approved).	2.502	—	0.500	2.002	—	—	
14.	Opening of 12 New Primary Schools in Urban Area of Islamabad (Approved).	29.880	0.430	5.000	5.064	—	—	
15.	Construction and Expansion of 20 Primary Schools in F.A. (Approved).	4.860	0.430	2.000	2.430	—	—	
16.	Construction of 10 Primary Schools at Islamabad (2nd Phase Additional Class Rooms) (Approved).	8.133	—	1.000	4.920	—	—	
17.	Reconstruction/Renovation of the Buildings of F.G. Boys Primary School Mughal & F.G. Boys Primary School Sihala (Approved).	1.509	—	0.650	0.942	—	—	
18.	Provision of Addl. Class Rooms in 30 Primary Schools in Ibd. F.A. (Approved).	9.935	—	1.000	1.874	—	—	
19.	Construction of Boundary Walls in 12 Primary Schools in F.A. (Approved).	0.647	—	0.475	0.172	—	—	
20.	Provision of Offices & Staff Rooms in 12 Primary Schools at Islamabad (Approved).	2.915	—	1.000	1.915	—	—	
21.	Construction of Chowkidar Quarters in 16 Primary Schools at Islamabad (Approved).	0.979	—	0.500	0.479	—	—	
22.	Construction of Temporary Sheds for 10 Primary Schools in acquired villages of Disstt. Ibd. (Un-Approved).	0.640	—	0.520	—	—	—	
Total (On-going)				30.875	24.514	—	—	

(Million Rupees)

Sl. No.	Name, Location and Status of the Scheme	Total Cost (F.E.C.)	Estimated Expenditure up to June, 1984	Revised Estimates for 1984-85	Allocation for 1985-86		
					Total ADP	Foreign Exchange Component	
						Own Resources	Foreign Aid
1	2	3	4	5	6	7	8
	(New)						
23.	Opening of Girls Primary School at Tarlai (App.)	1.000	—	—	0.469	—	—
24.	Conversion of existing 5 Primary Schools in to Model Schools in F.A. (One in each Union Council) (Approved).	2.295	—	—	0.937	—	—
25.	Major Repairs/Reconstruction/Renovation of 44 Buildings of Primary Schools in F.A. (Un-approved)	7.096	—	—	1.874	—	—
26.	Conversion of 6 existing Primary Schools as Model Schools in Rural Area (One in each Union Council) (Un-approved).	5.028	—	—	0.940	—	—
27.	Provision of residential facility to non-local teachers at F.G.B.P.S., Mallot (Approved).	0.244	—	—	0.223	—	—
	Total (New) ..				4.443	—	—
	Total (F.G.E.I.) ..			30.875	28.957	—	—
	Cantonments						
	(On-going)						
28.	Establishment of 5 New Primary Schools in Rawalpindi & Peshawar Region (Approved).	5.000	—	2.750	2.000	—	—
29.	Constructaion of New building for F.G. Primary School, Hussuin-e-Abad Lahore (Approved).	0.982	0.714	0.270	0.138	—	—
30.	Construction of New Buildings for F.G. Primary Schools Saddar Bazar, Rawalpindi. (Approved).	0.900	—	0.400	0.595	—	—
31.	Establishment of New Primary School at Army Apprentices School Barian, Murree (Approved)	0.725	0.516	0.210	0.103	—	—
32.	Construction of New Building for F.G. Girls Primary Schools RKK, Shorekot (Approved).	0.958	0.649	0.350	0.134	—	—
33.	Construction of New buildings for F. G. Boys Primary School, RKK. Shorekot. (App.).	0.970	—	0.970	0.136	—	—
34.	Establishment of 3 New Primary schools in Multan Region. (App.).	2.700	—	2.100	0.986	—	—
35.	Establishment of New Primary School at Sindhi Para, Hyderabad. (App.).	0.726	0.516	0.210	0.103	—	—
36.	Expansion of F. G. Girls Primary School No. 3, Peshawar. (App.).	0.925	—	0.700	0.342	—	—
37.	Provision of Class Rooms for F. G. Sir Syed Boys School Rawalpindi. (App.).	1.675	—	1.605	0.302	—	—
38.	Expansion of F. G. Girls Primary School, Kashmir Road, Rawalpindi. (App.).	1.362	—	0.600	0.905	—	—
	Total (On-going) ..			10.165	5.744	—	—
	(New)						
39.	Construction of New Building for F. G. Primary School (W.L.) Chaklala, Rawalpindi. (App.).	1.381	—	—	0.730	—	—
40.	Construction of 30 Classrooms in 10 Primary Schools in Cantts. (App.).	4.250	—	—	1.400	—	—
41.	Expansion of Primary School Mona, Sargodha. (App.).	0.895	—	—	0.370	—	—
42.	Major Repair of 15 Primary Schools in Cantts. (App.).	2.157	—	—	0.940	—	—
	Total (New) ..			10.165	3.440	—	—
	Total (Cantonments) ..			10.165	9.184	—	—

(Million Rupees)

Sl. No.	Name, Location and Status of the Scheme	Total Cost (F.E.C.)	Estimated Expenditure up to June, 1984	Revised Estimates for 1984-85	Allocation for 1985-86		
					Total ADP	Foreign Component	
						Exchange	Foreign Aid
1	2	3	4	5	6	7	8
Federal Programme							
<i>(On-going)</i>							
43.	Primary Education Project (FIU). (App.) ..	Q-9.940 R-7.210	6.764	2.590	—	—	—
44.	Provision of Teaching Kits to Primary Schools (Un-App.).	27.450	—	5.000	0.465	—	—
45.	Development of Supplementary Reading material for Primary Schools (App.).	0.500	—	0.500	0.188	—	—
46.	Development of Integrated Curricula and Text-books Research & Improvement. (Un-App.)	1.500	—	1.000	0.500	—	—
47.	Up-dating production & Distribution of Teacher Guides (Un-App.)	3.700	—	2.700	1.000	—	—
48.	Study in Curriculum Dev. Children needs, drop-out and Wastage. (Un-App.)	0.523	—	0.303	—	—	—
	Total (On-going) ..			12.093	2.153	—	—
<i>(New)</i>							
49.	Primary Education incentive project. (Un-App.).	6.000	—	—	0.920	—	—
50.	Primary Education Development & Expansion Project (PEDEP). (FIU). (Un-App.).	45.030 43.200	—	—	4.238	—	2.000*
	Total (New) ..			—	5.158	—	2.000
	Total (Federal Programme) ..			12.093	7.311	—	2.000
	Total (Primary Education) ..			53.133	45.452	—	2.000
II. SECONDARY EDUCATION							
F.G.E.I.							
<i>(On-going)</i>							
51.	Estt. of 4 Boys Secondary Schools in Newly Developed Sectors of Ibid. (App.).	16.654	15.520	1.291	—	—	—
52.	Const. of 3 S. S. for Girls at Ibid. (App.). ..	11.448	10.944	1.900	—	—	—
53.	Provision of Residential Accommodation for female Teachers in F. A. (App.).	2.127	2.115	0.330	—	—	—
54.	Addition of Classes XI and XII in F. G. Boys S.S. T & T. Colony and F. G. Comp. High School (for girls) No. 2 F-6/1, Ibid. (App.).	2.293	2.166	0.128	—	—	—
55.	Provision of Science equipment to (28) Middle Schools and (10) Sec. Schools at Ibid. (F. A.) (App.)	1.543	0.860	0.683	—	—	—
56.	Levelling of Play grounds of FGEEI Ibid. (App.).	0.683	0.587	0.096	—	—	—
57.	Provision of Sui Gas facilities to FGEEI, Ibid. (App.).	1.022	0.860	0.162	—	—	—
58.	Const. of Chowkidar Quarters in 4 Secondary Schools in Ibid. (App.)	0.245	0.211	0.070	—	—	—
59.	Provision of Science Equipment to 19 Sec. Sch. in F. A./Ibid. (App.).	0.573	—	0.641	—	—	—
60.	Upgradation of Five Primary Schools to Middle level in F. A. (1 Boys and 4 Girls). (App.).	3.706	—	1.000	2.706	—	—

*Rs. 1.600 million is Reimbursable in Rupee.

(Million Rupees)

Sl. No.	Name, Location and Status of the Scheme	Total Cost (F.E.C.)	Estimated Expenditure to up June, 1984	Revised Estimates for 1984-85	Allocation for 1985-86			
					Total ADP	Foreign Exchange Component		
						Own Resources	Foreign Aid	
1	2	3	4	5	6	7	8	
61.	Upgradation of Primary Schools, Jagiot, FGGPS Pihant, FGGPS Pind Malakana and Mohra Nagial to Middle level.	2.888	—	0.700	2.188	—	—	
62.	Upgradation of Seven Middle Schools to Sec. level in Ibd. Distt. (App.).	8.526	—	1.000	7.526	—	—	
63.	Opening of Girls Secondary School Tarlai. (App.)	2.515	—	0.825	1.586	—	—	
64.	Re-const. of Building of FGBSS GOLRA, Mughal and Rawat. (App.).	7.118	—	1.501	4.000	—	—	
65.	Const. of Building of FGBSS Bhimber Trar and F. G. Girls Secy. Sch. Herdogher (App.).	5.912	—	1.000	3.000	—	—	
66.	Const. of Building of 2 Middle Schools at Chattar, and Chirrah. (App.).	2.240	0.430	1.810	0.339	—	—	
67.	Improvement and expansion of 10 Middle Sch. in F. A. (App.).	3.623	0.955	2.668	0.202	—	—	
68.	Improvement and Expansion of 24 Sec. Sch. in Ibd. F. A. (App.).	26.912	0.897	5.000	8.000	—	—	
69.	Const. of Pardawall of 11 Sec. Sch. at Ibd. (App.)	3.898	0.430	0.602	2.866	—	—	
70.	Const. of Boundary Walls of 26 Girls Sch. in F.A. (App.).	1.737	0.430	0.257	0.938	—	—	
71.	Introduction of Agrotech in 12 Secy. Schools (App.)	13.743	6.371	0.800	1.877	—	—	
72.	Supply of Furniture to FGEEI Ibd. (App.) ..	9.916	2.683	1.733	3.000	—	—	
73.	Provision of Sports Gear and Provision of Children Parks in Sec. Schools at Ibd. F. A. (App.).	3.193	0.215	1.040	0.469	—	—	
Total (On-going) ..					25.237	38.697	—	—
<i>(New)</i>								
74.	Provision of (4) Buses to FGEEI, Ibd./F.A. (App.).	1.480	—	—	1.390	—	—	
75.	Upgradation of 6 Primary Schools to Middle Level (Un app.).	3.538	—	—	0.469	—	—	
76.	Upgradation of (4) Middle Sch. to Sec. level (One Boys & 3 Girls) (Un-App.).	6.500	—	—	0.469	—	—	
77.	Estt. of 8 Sec. Sch. at Ibd. (Un-app.)	35.250	—	—	0.469	—	—	
78.	Provision of Health Cover to Students of FGEEI in IBD/F.A. (Un-app.).	4.875	—	—	0.469	—	—	
79.	Provision of Libraries to 40 Sec. Sch. (Un-App.)	12.991	—	—	0.469	—	—	
Total (New) ..					—	3.735	—	—
Total (F. G. E. I.) ..					25.237	42.432	—	—
Cantonment								
<i>(On-going)</i>								
80.	Upgradation of Middle Sch. to High level. (App.)	2.227	2.224	0.340	—	—	—	
81.	Const. of Building for Expansion of F. G. Pub. School Rawalpindi. (App.).	3.150	3.164	0.472	—	—	—	
82.	Const. of New Classrooms for Expansion of F. G. Boys Pub. School, Abbottabad. (App.).	0.762	—	0.762	—	—	—	

(Million Rupees)

Sl. No.	Name, Location and Status of the Scheme	Total Cost (F.E.C.)	Estimated Expenditure up to June, 1984	Revised Estimates for 1984-85	Allocation for 1985-86			
					Total ADP	Foreign Exchange Component		
						Own Resources	Foreign Aid	
1	2	3	4	5	6	7	8	
83.	Upgradation of 5 Primary Sch. to Middle level. (App.)	1·968	0·430	1·000	0·594	—	—	
84.	Upgradation of 7 Middle School to High level (App.)	2·739	0·344	1·000	1·313	—	—	
85.	Const. of New Building for F. G. STC High School Kohat (App.)	1·990	—	0·500	1·490	—	—	
86.	Estt. of new Boys High School in Rawalpindi. (App.)	2·465	—	0·500	1·407	—	—	
87.	Estt. of New Girls High School in Rawalpindi Cantt. (App.)	2·812	—	1·000	1·407	—	—	
88.	Const. of New Building for F. G. Middle School, Sarwar Road, Rawalpindi. (App.)	1·618	0·860	0·700	0·225	—	—	
89.	Re-const. of F. G. Pub. School, Murree. (App.)	1·757	1·178	0·600	0·247	—	—	
90.	Const. of F. G. Boys High School, Okara. (App.)	1·310	—	0·600	0·710	—	—	
91.	Const. of New Building for F. G. Girls High Sch. Okara. (App.)	2·172	0·430	1·267	0·306	—	—	
92.	Estt. of Sec. Sch. (Boys & Girls) Hyderabad (App.)	8·400	0·860	3·864	2·815	—	—	
93.	Re-const. of F. G. Minwala Girls High School, Karachi (App.)	2·540	0·602	1·000	0·938	—	—	
94.	Expan. of F. G. Tech. High School, Tariqabad Rawalpindi (App.)	1·114	1·032	0·082	0·157	—	—	
95.	Const. of Addl. Class Rooms Block in F. G. Middle School. Naichawani, Rwp. (App.)	2·218	1·198	1·020	0·310	—	—	
96.	Const. of Classrooms Block for Expansion of F. G. Girls Pub. Sch. Sialkot Cantt. (App.)	1·300	—	0·360	0·940	—	—	
97.	Const. of Classrooms for Expan. of F. G. Girls High Sch., Multan. (App.)	1·700	—	0·639	0·469	—	—	
98.	Provision of Furniture to FGEIs in Peshawar Region (App.)	1·700	1·543	0·157	0·239	—	—	
99.	Provision of Furniture to FGEIs in Rwp. Region (App.)	2·400	1·343	0·300	0·757	—	—	
100.	Provision of Furniture to FGEIs in Lahore Region (App.)	2·400	1·343	0·500	0·860	—	—	
101.	Provision of Furniture to FGEIs in Karachi Region (App.)	0·900	0·662	0·238	0·099	—	—	
102.	Introduction of Agro-Tech. Sub. in 10 Cantts. Sec. Schools. (App.)	3·298	0·215	0·500	0·938	—	—	
103.	Provision of Sports Items to FGEIs in Cantts. (App.)	0·850	0·172	0·200	0·478	—	—	
104.	Provision of Library books to Cantts. Sec. Sch. (App.)	2·825	0·905	0·500	0·469	—	—	
105.	Provision of Science equipment to FGEIs in Cantts. (App.)	1·600	—	0·500	0·938	—	—	
106.	Special Repairs to 3 Girls Sec. Sch., Chaklala (Un-App.)	0·170	—	0·170	—	—	—	
107.	Development of F. G. Boys High School, (WL) Chaklala, Rawalpindi (Un-App.)	0·070	—	0·070	—	—	—	
Total (On-going)				..	18·841	18·106	—	—

(Million Rupees)

Sl. No.	Name, Location and Status of the Scheme	Total Cost (F.E.C.)	Estimated Expenditure up to June, 1984	Revised Estimates for 1984-85	Allocation for 1985-86		
					Total ADP	Foreign Exchange Component	
						Own Resources	Foreign Aid
1	2	3	4	5	6	7	8
	(New)						
108.	Est. of Girls High School in Abbottabad (App.).	2.355	—	—	0.938	—	—
109.	Const. of New Building for F.G.B.R.C. Middle School, Abbottabad. (App.).	2.184	—	—	0.188	—	—
110.	Const. of New Class Rooms for Expan. of F.G. H. S. Tariqabad Rawalpindi. (App.).	1.800	—	—	0.409	—	—
111.	Const. of 6 Science Labs. and Libraries in FGEl in Cantts. (App.)	1.034	—	—	0.300	—	—
112.	Const. of Boundary/Pardah Wall in G. H. S. (App.)	2.409	—	—	0.465	—	—
113.	Const. of Hostel for 50 Student in F.G.BoysPub. School, Quetta. (Un-App.)	2.848	—	—	0.188	—	—
	Total (New)	—	2.488	—	—
	Total (Cantonment)	18.841	20.594	—	—
	Federal Programme						
	(On-going)						
114.	Const. of Hostel at Ibd. College for Boys G-6)3. Ibd. (App.).	2.000	0.650	1.350	—	—	—
115.	Special Repair & Renovation of Ibd. College for Girls F-6/2, (App.).	0.775	—	0.100	—	—	—
116.	Esstt. of Two Model Schools, in G-10, F-10, (App.)	16.400	—	1.000	3.754	—	—
117.	Expan. in Ibd. Model School for Boys F-7/3, to accommodate the Junior Section of Ibd. College for Girls F-7/2, (Rev.). (App.).	03.500 R-7.347	3.055	1.450	0.775	—	—
118.	Expan. in Building in F-7/4, to accommodate Junior Section of Ibd. College for Boys (Rev.) (App.).	O-3.500 R-6.863	3.055	1.450	0.375	—	—
119.	Const. of Addl. Physical facilities in Ibd. College for Girls F-6/2, Ibd. (Rev.). (Un-App.).	O-17.500 R-2.500	1.500	0.166	0.268	—	—
120.	Renovation of Ibd. Model School for Girls F-6/2, Ibd. (App.).	O-0.350 R-1.500	—	0.250	0.268	—	—
121.	Gcv. Middle School Rangers Colony, Lahore (App.).	1.710	—	0.330	0.650	—	—
122.	Strengthening of Science Education in Pakistan in collaboration with ADB (Institute for Promotion of Science Education). (Un-App.).	750.000	—	5.000	18.780	—	3.000* (ADB)
	Total (On-going)	11.096	24.870	—	3.000
	(New)						
123.	Provision of Science facilities at Ibd. College for Girls. F 6/2 (Un-App.)	2.500	—	—	0.280	—	—
	Total (New)	5.330	0.280	—	—
	Total (Federal Programme)	11.096	25.150	—	3.000
	Total (Secondary Education)	55.174	88.176	—	3.000
	III. TEACHER EDUCATION						
	(On-going)						
124.	National Institute of Teacher Education. (App.)	2.200	1.984	0.216	—	—	—
125.	Special grant for development of Federal College of Education. (App.).	0.511	—	0.511	—	—	—

*Re-imbursable in Rupee expenditure.

(Million Rupees)

Sl. No.	Name, Location and Status of the Scheme	Total Cost (F.E.C.)	Estimated Expenditure up to June, 1984	Revised Estimates for 1984-85	Allocation for 1985-86		
					Total ADP	Foreign Exchange Component	
						Own Resources	Foreign Aid
1	2	3	4	5	6	7	8
126.	Mobile Inservice Teacher Training in the field of Instructional Technology (App.).	O- .500 R-1 .500	—	1 .000	—	—	—
127.	Lady Teacher's Accommodation Sind (App.).	3 .971	3 .149	0 .675	0 .147	—	—
128.	Promotion of Teaching of Arabic (Un-App.)	O-0 .517 R-1 .034	—	0 .500	0 .534	—	—
129.	Introduction of B. Ed. & C.T. Classes in Federal College of Education, Islamabad (Un-App.).	3 .300	—	0 .500	0 .400	—	—
Total (On-going)			..	3 .402	1 .081	—	—
<i>(New)</i>							
130.	Inservice Training of Science and Mathematics Teachers at Secondary level (Un-app.)	27 .000	—	—	0 .964	—	—
131.	Incentive to secondary school, teachers (Un-app.)	0 .300	—	—	0 .282	—	—
132.	Teaching of English at secondary (VI-X) level (Un-app.)	27 .600	—	—	0 .400	—	—
Total (New)			..	—	1 .646	—	—
Total (Teachers Education)			..	3 .402	2 .727	—	—
IV. TECHNICAL EDUCATION							
<i>(On-going)</i>							
133.	Construction of Technical middle school, Hafiz-ul-Quran Madarassa at village Sunghari (App.).	2 .062	0 .430	1 .636	—	—	—
134.	Baluchistan Engineering College, Khuzdar (Approved).	126 .901 (45 .146)	36 .125	20 .142	51 .040	—	—
135.	National Tech. Teachers Training College Islamabad (App.).	80 .725 (18 .950)	5 .460	16 .580	18 .800	—	2 .500 (ADB)
136.	Improvement and Expansion of Dawood College of Engg. and Technology (App.).	3 .850	1 .500	1 .570	0 .780	—	—
137.	Strengthening of Deptt. of Electronics Dawood College of Engg. and Tech. (App.).	4 .880	—	1 .000	0 .900	—	—
138.	Construction of students hostel Dawood College of Engg. and Tech. Karachi (App.).	3 .783	—	1 .500	0 .900	—	—
139.	Strengthening of National Educational Equipment Centre Lahore (App.).	9 .990	5 .804	1 .500	1 .700	—	—
140.	Girls Hostel for National College of Arts Lahore (App.).	2 .200	0 .645	1 .340	0 .215	—	—
141.	Expansion and development of National College of Arts Lahore (Un-app.).	25 .030	0 .860	0 .286	0 .500	—	—
142.	Production of Tech. Textbooks for Polytechnics (Un-App.).	25 .000	—	0 .500	0 .500	—	—
Total (On-going)			..	46 .054	75 .335	—	2 .500

Sl. No.	Name, Location and Status of the Scheme	Total Cost (F.E.C.)	Estimated Expenditure up to June, 1984	Revised Estimates for 1984-85	Allocation for 1985-86		
					Total ADP	Foreign Exchange Component	
						Own Resources	Foreign Aid
1	2	3	4	5	6	7	8
<i>(New)</i>							
143.	Introduction of evening shift in Technical Middle Schools, (Un-app.)	—	—	—	0.300	—	—
144.	Development of Polytechnic for Women at Islamabad (Un-app.)	25.000	—	—	0.600	—	—
Total (New) ..				—	0.900	—	—
Total (Technical Education) ..				46.054	76.235	—	2.500
V. COLLEGE EDUCATION							
F.G.E.I.							
<i>(On-going)</i>							
145.	Const. of Addl. Girls Hostel F. G. College for Women F/7-2 Islamabad (App.)	1.448	1.207	0.010	—	—	—
146.	Const. of Students Hostel of F. G. College for Women F/7-2 Islamabad (App.)	0.437	0.376	0.061	—	—	—
147.	Const. of Addl Block in F.G. College for Women F/7-2, Islamabad (App.)	7.068	4.415	2.671	—	—	—
148.	Development of F.G. College for Men H-9, Islamabad (Rev. Un-App.)	O- 4.300 R- 5.300	2.561	1.366	0.368	—	—
149.	Provision of Library books, equipment, Chemicals etc. to F.G. College for Women F-7/2, Islamabad (App.)	2.500	—	0.500	0.734	—	—
150.	Const. of F.G. College for Men, H-8 Islamabad (Un-App.)	O- 13.545 R- 19.321	13.545	1.000	0.734	—	—
Total (On-going) ..				5.608	1.836	—	—
<i>(New)</i>							
151.	Development of F.G. Mergalla College F-7/4 Islamabad (Un-App.)	9.101	—	—	0.734	—	—
152.	Provision of building for F.G. College of Commerce Islamabad (Un-Approved).	9.500	—	—	0.734	—	—
Total (New) ..				—	1.468	—	—
Total (F.G.E.I.) ..				5.608	3.304	—	—
Cantonment							
<i>(On-going)</i>							
153.	Establishment of new Inter College at Okara (App.)	4.553	3.260	.2931	0.500	—	—
154.	Improvement of F.G. Inter College Mangla (App.)	1.870	1.747	0.401	0.206	—	—
155.	Provision of science equipment to Cantt. Colleges. (App.)	3.500	1.288	0.500	0.440	—	—
156.	Estt. of new College at Multan (App.).	6.857	0.860	2.500	0.367	—	—
157.	Estt. of new Degree College for Boys (Phase-I) Lahore Cantt. (App.)	2.400	—	1.000	0.440	—	—
Total (On-going) ..				5.694	1.953	—	—

(Million Rupees)

Sl. No.	Name, Location and Status of the Scheme	Total Cost (F.E.C.)	Estimated Expenditure up to June, 1984	Revised Estimates for 1984-85	Allocation for 1985-86		
					Total ADP	Foreign Exchange Component	
						Own Resources	Foreign Aid
1	2	3	4	5	6	7	8
<i>(New)</i>							
158.	Introduction of classes XI & XII in F.G. Public School Jhelum (Un-App.)	2.490	—	—	0.368	—	—
159.	Establishment of new college at Sialkot (App.)	5.413	—	—	0.734	—	—
160.	Introduction of classes XI & XII in F.G. Public High School Bahawalpur (Un-App.)	3.650	—	—	0.734	—	—
161.	Const. of class rooms block for expansion of F.G. College for Women Wah (Un-App.)	3.350	—	—	0.734	—	—
Total (New) ..				—	2.570	—	—
Total (Cantt.) ..				5.694	4.523	—	—
Federal Programme <i>(On-going)</i>							
162.	Cadet College Mastung (Rev-Un-app.) ..	0.31.601					
		R- 68.860	13.200	20.000	23.000	—	—
163.	Cadet College Larkana (Rev-Un-app.)	61.465	—	—	0.734	—	—
164.	Govt. Girls Inter College Swabi (Un-App.) ..	0.3.852	2.380	1.700	1.468	—	—
		R- 6.860					
165.	Improvement & expansion of Sind Madrassah-Tul-Islam College Karachi (Approved).	2.880	0.430	2.880	—	—	—
166.	Govt. Intermediate College Mumtazad, Multan (Approved).	4.911	—	2.000	1.550	—	—
167.	Expansion & Development of Urdu Science College Karachi (Un-approved)	7.319	—	1.361	1.175	—	—
168.	Improvement of Raana Liaqat Ali Khan G.C. of Home Economic Karachi (App.)	13.743 (1.000)	—	2.000	1.458	—	—
169.	Expansion and Dev. of College of Home Economics, Lahore (App.)	9.999	—	1.000	1.468	—	—
170.	Setting up of creative project laboratories in Intermediate colleges (Un-App.) Dropped	20.000 (5.000)	—	0.200	—	—	—
171.	Need Assessment study on status of science education in Pakistan (App.)	1.950	—	0.600	0.220	—	—
Total (On-going) ..				31.741	31.083	—	—
<i>(New)</i>							
172.	Provision of facilities to Islamic Centres at Lahore, Peshawar & Karachi (App.)	2.500	—	—	0.736	—	—
Total (New) ..				—	0.736	—	—
Total (Federal Programmes) ..				31.741	31.819	—	—
Total (College Education) ..				43.043	39.646	—	—

(Million Rupees)

Sl. No.	Name, Location and Status of the Scheme	Total Cost (F.E.C.)	Estimated Expenditure up to June, 1984	Revised Estimates for 1984-85	Allocation for 1985-86		
					Total ADP	Foreign Exchange Component	
						Own Resources	Foreign Aid
1	2	3	4	5	6	7	8
VI. LIBRARY SERVICES & MUSEUM							
<i>(On-going)</i>							
173.	Model Children Library Islamabad (Approved) ..	0.850	0.748	0.039	0.063	—	—
174.	Liaquat Memorial-Lib. Karachi (App.) ..	2.150	0.430	1.400	0.320	—	—
175.	National Library of Pak. Islamabad (Un-app.) ..	123.622 (16.700)	24.586	25.000	34.400	—	—
176.	Acquisition of Private collections (App.) ..	2.000	—	0.300	0.500	—	—
177.	Promotion of serious journals & Magazines in colleges (App.)	0.640	—	0.600	0.400	—	—
178.	Dev. of Public Library System (Un-app.) ..	—	4.300	0.300	0.678	—	—
179.	National Museum of Science and Tech (Un-app.)	11.207	12.655	0.500	—	—	—
180.	Estt. of net work of museums of science and Tech. in the country (Un-app.);	25.000 (5.000)	—	1.500	—	—	—
Total (Library Services & Museums) ..				29.639	36.361	—	—
VII. LITERACY & MASS EDUCATION							
<i>(On-going)</i>							
181.	Audio Cassette Text books (App.) ..	0.100	0.086	0.014	—	—	—
182.	Experimental Pilot Project Integrating Education in Rural Development (App.)	0.250	0.226	0.150	—	—	—
183.	Adult Education in Federal Area (App.) ..	2.350	1.209	0.600	0.541	—	—
184.	National Literacy Prog. (LAMEC) (Un-app.) ..	317.016	4.212	20.000	52.000	—	—
185.	Rural Education & Development (READ) (Un-app.)	310.023	—	1.000	—	—	—
186.	National Institute of Communication in Education (App.)	3.622 (2.310)	—	0.500	2.000	—	—
Total (Literacy & Mass Education) ..				22.264	54.541	—	—
VIII. SCHOLARSHIPS & LOAN							
Internal Scholarships							
<i>(On-going)</i>							
187.	President's one thousand scholarships (App.) ..	20.100	10.489	3.311	0.937	—	—
188.	Nishan-e-Haider scholar-ships (App.) ..	2.200	1.002	0.497	0.187	—	—
189.	Stipend to Indigent students (App.) ..	6.200	2.926	1.000	0.937	—	—
190.	Merit Cash Award (App.) ..	2.920	1.580	0.450	0.422	—	—
191.	Allama Iqbal Gold Medal scholarships (App.) ..	0.700	0.174	0.200	0.094	—	—
192.	Scholarships to students belonging to Marri-Bugti Agency (Baluchistan) (App.)	0.432	0.134	0.800	0.094	—	—
193.	Merit scholarship to students of F.C.A., Islamabad. (App.)	0.951	0.507	0.200	0.244	—	—
194.	Award of Merit scholarships to studnets of F.G.E.I. Cantt. (App.)	1.416	1.365	0.401	0.472	—	—
195.	Indigent-Cum-talented students Education in Aitchison College, Lahore (Rev-Un-app.)	0-1.209 R-4.389	1.125	0.324	0.522	—	—

(Million Rupees)

Sl. No.	Name, Location and Status of the Scheme	Total Cost (F.E.C.)	Estimated Expenditure up to June, 1984	Revised Estimates for 1984-85	Allocation for 1985-86			
					Total ADP	Foreign Exchange Component		Foreign Aid
						Own Resources		
1	2	3	4	5	6	7	8	
196.	Education of talented students from Rural/ Under developed areas in Cadet Colleges (Un-App.)	25.000	2.279	3.059	3.280	—	—	
197.	Scholarships to the students of IFSTAD (App.)	2.271	—	0.391	0.484	—	—	
198.	Scholarship for Research UGC (App.)	5.625	1.279	0.800	0.464	—	—	
199.	Research fellowship scheme (Sind University, UGC) (App.)	1.014	0.807	0.100	0.100	—	—	
200.	President Talent Farming scheme (UGC) (App.)	10.168	1.290	1.500	0.937	—	—	
201.	Cultural Scholarships to students from other countries (App.)	16.422	—	3.990	1.670	—	—	
202.	Scholarships for students of Leepa Valley (App.)	0.081	—	0.009	0.039	—	—	
Total (On-going)				..	17.032	10.883	—	—
<i>(New)</i>								
203.	Scholarships for higher studies in science (App.) UGC.	6.500	—	—	0.468	—	—	
204.	Award of scholarships to JAPANESE students (App.)	2.940	—	—	0.267	—	—	
Total (New)				..	0.735	—	—	
Total (Internal Scholarships)				..	17.032	11.618	—	—
Overseas Scholarships								
<i>(On-going)</i>								
205.	Central Overseas Training scholarships scheme (Un-app.)	397.965 (388.477)	26.122	29.636	47.000	34.000	—	
206.	Khushal Khan Khattak scholarships UGC (App.)	1.510 (1.450)	0.060	0.060	0.281	0.280	—	
207.	Post Doctoral facilities outside Pakistan Ph. D. (App.) UGC	7.605 (6.405)	—	1.000	0.468	0.400	—	
208.	Staff Development Programme Peshawar University UGC (Un-app.)	30.922 (23.724)	—	0.860	0.468	0.400	—	
209.	Merit Scholarships scheme (Un-approved)	92.070 (81.760)	4.854	9.460	14.055	8.000	—	
210.	Overseas scholarships to NWFP students	0.785 R- 1.000 (0.737)	0.614	0.345	0.124	0.110	—	
211.	Supplementing scholarships received from Foreign Govt./Org. with inadequate terms (App.)	11.597 (5.647)	1.832	1.832	1.597	1.000	—	
212.	Award of Overseas scholarships to Polytechnic Teachers (Un-app.)	51.000 (49.000)	—	—	0.468	0.400	—	
213.	Quaid-e-Azam Scholarships scheme (Un-app.)	48.810 (43.520)	4.291	5.640	9.370	5.410	—	
Total (Overseas Scholarships)				..	48.833	73.831	50.000	—
Total (Scholarships)				..	65.865	85.449	50.000	—

(Million Rupees)

Sl. No.	Name, Location and Status of the Scheme	Total Cost (F.E.C.)	Estimated Expenditure up to June, 1984	Revised Estimates for 1984-85	Allocation for 1985-86		
					Total ADP	Foreign Exchange Component	
						Own Resources	Foreign Aid
1	2	3	4	5	6	7	8
IX. TEXT BOOKS							
Text Books							
<i>(On-going)</i>							
214.	Book Banks in Universities & Colleges (App.).	22.500	22.011	2.300	—	—	—
215.	Re-printing of selected Text books for Deeni Madaris Hadith Fiqah. (Approved).	0.838	—	0.824	—	—	—
216.	Estt. of book clubs for serious reading (Un-approved).	0.500	—	0.500	—	—	—
217.	Const. of Office building for Urdu Dictionary Board Karachi (app.)	1.814	1.000	0.600	—	—	—
		2.723					
218.	Publication of Greater Urdu Dictionary under Dictionary Board Lahore (Approved).	7.791	4.996	0.880	0.900	—	—
219.	Installation of Modern printing system for Urdu Dictionary Board Karachi (Un-approved).}	0-1.600	1.376	2.500	1.324	—	—
		R-5.200					
220.	Dev. of Urdu Language (App.)	1.013	0.881	0.125	0.100	—	—
221.	Award to Authors of Books on science & Economics (Un-app).	0-0.650	—	0.650	—	—	—
		R-1.300					
222.	Production of Text books for classes I-III (Un-app).	5.000	—	1.800	0.203	—	—
223.	Frequency count and Grading of Urdu Vocabulary. (App.).	0.400	—	0.200	0.200	—	—
Total (Text Books) ..				10.379	2.727	—	—
X. UNIVERSITY EDUCATION							
Punjab University, Lahore							
224.	Institute of Clinical Psychology (App.). ..	1.000	—	1.000	—	—	—
225.	Microbiology Section	0.623 (0.573)	0.588	0.300	—	—	—
226.	Centre of Advance Studies in Molecular Biology (Foreign Assistance).	0.600 (0.600)	—	0.600	—	—	—
227.	Punjab University New Campus (Approved). ..	72.560	32.075	25.000	13.500	—	—
228.	Faculty of Pharmacy (App.).	2.685 (1.660)	2.557	0.977	0.031	—	—
229.	Solar Energy & Solar Cell (App.).	3.460 (1.500)	1.715	0.245	1.500	—	—
230.	Development of Unit Process Lab. (App.). ..	2.700 (1.791)	2.520	0.143	0.037	—	—
231.	Quality control and Pharmaceuticals (App.). ..	0.820 (0.307)	0.767	0.040	0.013	—	—
232.	Muslim World Atlas (App.).	0.890	0.103	—	—	—	—
233.	Centre of Advance Studies in Molecular Biology	1.635	0.408	0.750	0.477	—	—
234.	Setting up of Deptt. of Analytical Chemistry ..	1.146 (1.510)	1.050	0.075	0.021	—	—
235.	Development of Technical & Vocational Teacher Education (App.).	3.000 (0.900)	0.850	—	0.600	—	—
236.	Development of Science Education Centre (App.)	2.500 (0.500)	1.649	0.250	0.601	—	—
237.	Developmen of High Polymer and Plastic Tech. (App.)	1.568 (0.948)	1.533	—	0.035	—	—
238.	Development of Sugar Tech. (App.)	0.982 (0.750)	0.959	—	0.023	—	—
239.	Punjab University New Campus Phase-III (Un-app).	141.870	—	—	0.500	—	—
Total (Punjab University) ..				29.380	17.338	—	—

(Million Rupees)

Sl. No.	Name, Location and Status of the Scheme	Total Cost (F.E.C.)	Estimated Expenditure up to June, 1984	Revised Estimates for 1984-85	Allocation for 1985-86		
					Total ADP	Foreign Exchange Component	
						Own Resources	Foreign Aid
1	2	3	4	5	6	7	8
B.Z. University, Multan							
240.	Estt. of B.Z. University, Multan (App.) ..	213.205 (30.040)	92.206	21.000	12.500	—	—
241.	Centre of Advanced Study in Math. B.Z. University (Rev. App.)	2.241	—	1.000	0.500	—	—
Total (Multan University)			..	22.000	13.000	—	—
Islamia University, Bahawalpur							
242.	Federal Students-Hostel for Girls (App.) ..	4.678	4.489	0.750	—	—	—
243.	Estt. of Islamia University Bahawalpur (App.)	111.841 (11.485)	46.753	20.250	14.500	—	—
Total (Bahawalpur University)			..	21.000	14.500	—	—
University of Engg. & Tech., Lahore							
244.	Link between the University of Edinburg (U.K.) & University of Engg. & Tech., Lahore (App.)	2.218 (2.218)	1.159	1.059	—	—	—
245.	Dev. of 2nd Campus of University of Engg. & Tech. at Taxila (App.)	85.294 (17.680)	75.882	10.000	—	—	—
246.	Dev. Project of Engg. & Tech., (App.)..	165.925 (17.861)	119.896	18.000	9.000	—	—
247.	Const. of Hostel for 200 Students at University of Engg., Lahore (App.)	5.547	—	1.441	1.000	—	—
248.	Water Gyser & Gas Heater for Hostel. (App.) ..	0.363	—	—	0.363	—	—
Total (Engineering University, Lahore)			..	30.500	10.363	—	—
University of Karachi							
249.	Faculty of Arts (Phase-III) (App.) ..	13.600	12.937	0.954	—	—	—
250.	Faculty of Science (App.) ..	19.400	12.171	5.353	1.876	—	—
251.	Instt. of National Capabilities (App.) ..	9.380 (4.930)	6.932	1.383	1.065	—	—
252.	Dev. of Existing Facilities (Un-app.) ..	5.700	—	0.620	0.500	—	—
253.	Estt. of Clinical Psychology (App.) ..	4.500	—	1.650	1.000	—	—
254.	Instt. of Business Admn. ..	1.950	—	1.040	0.910	—	—
255.	H.E.J. Research Institute of Chemistry (App.)	67.967 (51.720)	3.993	7.500	9.000	—	7.000 (Japan)
256.	Dev. of University of Karachi (Un-app.) ..	30.000	—	—	3.000	—	—
Total (Karachi University)			..	18.500	17.351	—	7.000
University of Sind, Jamshoro							
257.	Consolidated Dev. Project of University of Sind Jamshoro.	49.921 (4.200)	24.708	12.260	11.780	—	—
258.	Estt. of Shah Abdul Latif Bhattai Campus at Khairpur.	17.786 (2.750)	13.491	3.240	1.055	—	—
259.	Cons. of Federal Boys Hostel, Sind Univ. (Rev. App.)	17.186	11.255	2.130	2.500	—	—
Total (Sind University)			..	17.630	15.335	—	—

(Million Rupees)

Sl. No.	Name, Location and Status of the Scheme	Total Cost (F.E.C.)	Estimated Expenditure up to June, 1984	Revised Estimates for 1984-85	Allocation for 1985-86		
					Total ADP	Foreign Exchange Component	
						Own Resources	Foreign Aid
1	2	3	4	5	6	7	8
Mehran Engg. & Technology University, Jamshoro							
260.	Upgradation of Engg. College to Engg. University Jamshoro (App.)	175.464 (47.000)	114.973	20.000	13.500	—	—
Total (Mehran Engg. & Tech. University)				..	20.000	13.500	—
NED Engg. University, Karachi							
261.	Upgradation of NED College of Engg. University, Karachi (Un-app.)	65.000 (18.200)	41.610	8.000	5.000	—	—
Total (NED University)				..	8.000	5.000	—
Gomal University, D.I. Khan							
262.	Estt. of Gomal University (App.) 131.372 (10.520)	71.158	21.000	15.500	—	—
Total (Gomal University)				...	21.000	15.500	—
N.W.F.P. Engg. University, Peshawar							
263.	Improvement in the existing facilities of Peshawar Univ. (App.)	2.740	1.588	1.225	—	—	—
264.	Provision of Equipment for already established NWFP Engg. University (App.)	9.992 (7.545)	8.691	2.110	0.600	—	—
265.	Estt. of Scientific Instrumentation Centre (App.)	7.930 (5.057)	—	1.955	1.500	—	—
266.	Improvement in existing facilities NWFP Engg. Univ. (App.)	2.200	—	2.200	1.200	—	—
267.	Planning & Development of New Campus (App.)	2.273	—	0.500	0.300	—	—
Total (NWFP Engg. University, Peshawar)				..	8.000	3.600	—
Peshawar University, Peshawar							
268.	Dev. of Peshawar Univ. I (App.) 75.485 (5.881)	26.710	7.004	8.500	—	—
269.	Dev. of Peshawar Univ. II (App.) 21.560 (3.000)	5.858	2.796	3.400	—	—
270.	Upgradation of Applied Research Unit Deptt. of Economic (App.)	2.900	—	0.200	1.000	—	—
271.	Purchase of books for Central Library, University of Peshawar. (App.)	2.000	—	0.200	0.200	—	—
Total (Peshawar University)				..	10.200	13.100	—
Baluchistan University, Quetta							
272.	Const. of Science Faculty (Unapp.) 45.000 (15.200)	35.418	7.400	2.182	—	—
273.	Purchase of Science Equipment for Science Block (Un-app.)	8.000	7.845	—	0.155	—	—
274.	Purchase of Office and Lab. Equipment (Un-app.)	3.500	0.894	1.084	1.522	—	—
275.	Dev. of Garden (Un-app.) 0.805	0.272	0.228	0.305	—	—
276.	Construction of Gymnasium (Un-app.) 2.787	2.626	0.122	0.039	—	—

(Million Rupees)

Sl. No.	Name, Location and Status of the Scheme	Total Cost (F.E.C.)	Estimated Expenditure up to June, 1984	Revised Estimates for 1984-85	Allocation for 1985-86		
					Total ADP	Foreign Exchange Component	
						Own Resources	Foreign Aid
1	2	3	4	5	6	7	8
277.	Dev. of Hostel & Ancillaries. (App.) ..	14.933	10.937	1.000	2.500	—	—
278.	Construction of Main Library. (Un-app.) ..	11.394 (1.000)	7.592	2.616	1.000	—	—
279.	Estt. of Pharmacy Deptt. (Un-app.) ..	19.700	6.500	—	0.600	—	—
Total (Baluchistan University) ..				12.450	3.303	—	—
AJK University, Muzafarabad							
280.	Estt. of AJK University. (App.) ..	60.250	28.469	10.000	9.000	—	—
Total (AJK University) ..				10.000	9.000	—	—
Quaid-i-Azam University, Islamabad							
281.	Scheme for the Dev. of Quaid-i-Azam University (Phase-II) (Rdl. Un-app.) ..	207.304 (8.000)	119.484	12.300	9.000	—	—
Total (Quaid-i-Azam University) ..				12.300	9.000	—	—
Allama Iqbal Open University, Islamabad							
282.	Development of Allama Iqbal Open University. (App.) ..	153.900 (48.900)	79.828	12.500	12.000	—	6.000 (ODA)
283.	Computer and consultancy Assistance (App.) ..	25.800 (21.300)	—	—	3.500	—	3.500 (ODA)
Total (Allama Iqbal Open University) ..				12.500	15.500	—	9.500
Islamic University, Islamabad							
284.	Estt. of Islamic Univ. (App.) ..	67.000 (1.400)	—	10.000	3.500	—	—
285.	Institute of Dawah. (App.) ..	19.920 (1.000)	—	0.430	3.200	—	—
Total (Islamic University, Islamabad) ..				10.430	6.700	—	—
286.	Women University. (Un-app.)	3.500	0.400	—	—
Total (Women University) ..				3.500	0.400	—	—
287.	Institute of Science and Technology	7.000	0.400	—	—
Total (Institute of Science and Technology) ..				7.000	0.400	—	—
Total (Universities) ..				274.390	187.890	—	16.500
UGC Projects							
288.	Research Grant to Teachers. (App.) ..	2.210	2.162	0.380	—	—	—
289.	Expansion & Dev. of NAHE. (App.) ..	14.577 (0.650)	9.211	1.926	2.000	—	—
290.	Expansion & Dev. of Existing facilities in UGC. (App.) ..	0.880	—	—	0.880	—	—
291.	Estt. of UGC Regional Office at Karachi. (App.) ..	4.825	—	—	0.300	—	—
292.	Repair & Renovation of Multipurpose Educational Complex at Khanaspur. (Un-app.) ..	3.086	—	—	0.300	—	—
293.	Purchase of Scientific Journals and book Volumes. (Un-app.) ..	5.200	—	0.800	0.500	—	—

(Million Rupees)

Sl. No.	Name, Location and Status of the Scheme	Total Cost (F.E.C.)	Estimated Expenditure up to June, 1984	Revised Estimates for 1984-85	Allocation for 1985-86			
					Total ADP	Foreign Exchange Component		Foreign Aid
						Own Resources		
1	2	3	4	5	6	7	8	
294.	Purchase of Journals. (App.)	5.573	0.222	1.000	0.700	—	—	
295.	Dev. of Curricula at Graduate & Post-graduate level. (Un-app.)	2.985	—	—	0.500	—	—	
296.	Guidance & Counselling Service in Universities and College. (Un-app.)	5.000	—	1.000	—	—	—	
297.	Provision of Computer Facilities & Training at Universities. (Un-app.)	10.000	—	2.000	1.400	—	—	
298.	Workshop facilities for Science Departments. (App.)	4.750 (3.000)	—	2.459	2.291	—	—	
299.	Upgradation of Science Laboratories (Un-app.)	—	—	—	10.000	—	—	
300.	Research grant for Universities	15.456	—	—	1.038	—	—	
301.	Exchange Programmes : Linkage with foreign Universities. (Un-app.)	5.000	—	2.000	0.500	—	—	
302.	Support for Scientific Talent. (App.) ..	6.580	—	1.000	1.200	—	—	
303.	Sindi-Arabic-Sindi Dictionary University of Sindh. (App.)	0.350	—	—	0.350	—	—	
304.	Centre of Excellence in Water Resource Engg. University, Lahore. (App.)	26.613 (11.125)	2.405	6.000	4.000	—	—	
305.	Dev. of Centre of Excellence in Solid State Physics University of the Punjab Lahore. (Un-app.)	10.870 42.785 (34.446)	8.850	2.020	2.000	—	—	
306.	Dev. of Centre of Excellence in Analytical Chemistry, University of Sindh Jamshoro (Un-app.)	9.660 44.390 (32.424)	7.510	2.150	2.300	—	—	
307.	Dev. of Centre of Excellence in Marine Biology, Univ. of Karachi, Karachi (Un-app.)	7.620 23.403 (18.719)	6.952	0.616	2.000	—	—	
308.	Dev. of Centre of Excellence in Geology Univ. of Peshawar. (Unapp.)	9.380 22.464 (3.500)	7.330	1.050	2.000	—	—	
309.	Dev. of Centre of Excellence in Physical Chemistry, Univ. of Peshawar. (Un-app.)	9.064 33.300	7.486	0.448	2.000	—	—	
310.	Dev. of Centre of Excellence in Mineralogy, Univ. of Baluchistan, Quetta (App.)	8.510 44.000 (33.281)	5.850	2.660	2.000	—	—	
311.	Estt. & Strengthening of Test Dev. & Research Unit of N.I.P. Islamabad (App.) Centre of Excellence.	2.287	0.542	0.200	0.300	—	—	
312.	Study of Cognitive & Personality Variable N.I.P. Islamabad (Centre of Excellence) (App.)	2.954	0.895	0.452	0.400	—	—	
313.	Guidance & Counselling Programme. (App.) (Centre of Excellence)	1.674	1.074	0.136	—	—	—	
314.	Dev. of Area Study Centre for South Asia Including Indian Study Cell, University of the Punjab, Lahore. (App.)	2.873 (1.146)	1.873	0.700	0.100	—	—	

(Million Rupees)

Sl. No.	Name, Location and Status of the Scheme	Total Cost (F.E.C.)	Estimated Expenditure up to June, 1984	Revised Estimates for 1984-85	Allocation for 1985-86			
					Total ADP	Foreign Exchange Component		
						Own Resources	Foreign Aid	
1	2	3	4	5	6	7	8	
315	Dev. of Area Study Centre for East and South East Asia Univ. of Sind, Jamshoro. (App.).	2.873 (1.500)	1.639	0.700	0.534	—	—	
316.	Dev. of Area Study Centre for Europe Univ. of Karachi, Karachi. (App.).	2.873 (1.070)	1.248	0.711	0.914	—	—	
317.	Dev. of Area Study Centre for Central Asia University of Peshawar (Un-app.).	2.873	2.973	—	0.321	—	—	
		6.122 (1.146)						
318.	Dev. of Area Study Centre for Middle East and Arab Countries Univ. of Baluchistan, Quetta. (App.).	2.873 (1.146)	—	0.700	1.020	—	—	
319.	Dev. of Area Study Centre for Africa, North and South America, Quaid-i-Azam Univ. of Islamabad. (Un-app.).	2.873	2.184	0.689	0.200	—	—	
		7.753 (1.110)						
320.	Dev. of Pak. Study Centre, Univ. of the Punjab, Lahore. (App.).	0.720	0.336	—	0.384	—	—	
321.	Dev. of Pak. Study Centre, Univ. of Karachi. (Un-app.).	0.720	0.826	—	—	—	—	
		3.937						
322.	Dev. of Pak. Study Centre, Univ. of Peshawar. (Un-app.).	0.720	1.126	—	—	—	—	
		3.389						
323.	Dev. of Pak. Study Centre, Quaid-i-Azam, University of Islamabad. (App.).	2.013 (0.203)	0.622	—	0.391	—	—	
324.	National Institute of Historical & Culture Research, Islamabad. (App.).	9.176	5.476	0.200	0.400	—	—	
Total (UGC Projects)				..	31.997	43.223	—	—
Non-UGC Projects								
325.	Installation of Language Laboratory donated by G.H.Q. (App.).	0.200	0.034	0.166	—	—	—	
326.	Provision of Language Laboratory for Arabic Deptt. at NIML. (App.).	0.850 (0.355)	—	0.500	0.120	—	—	
327.	Construction of Additional Teaching block at NIML. (App.).	4.060	0.430	1.000	1.200	—	—	
328.	Hostel facilities for the students of the NIML. (App.).	3.063	0.995	1.000	1.068	—	—	
Total (Non-UGC Programmes)				..	2.666	2.388	—	—
Total (University Education)				..	309.053	233.501	—	16.500

(Million Rupees)

Sl. No.	Name, Location and Status of the Scheme	Total Cost (F.E.C.)	Estimated Expenditure up to June, 1984	Revised Estimates for 1984-85	Allocation for 1985-86			
					Total ADP	Foreign Exchange Component		Foreign Aid
						Own Resources		
1	2	3	4	5	6	7	8	
XI. MISCELLANEOUS PROGRAMME								
<i>(On-going)</i>								
329.	Promotion of Physical facilities at A&PM Campus (App.)	1.281	—	1.281	—	—	—	
330.	Study of decline in the Population of Kafirs in Kalash Valley (App.)	0.273	—	0.273	—	—	—	
331.	Provision of Equipment facilities in the Planning Wing of Ministry of Education. (App.)	0.500	—	0.500	—	—	—	
332.	Repair and Renovation of NITE Hostel. (App.)	0.575	0.571	0.050	—	—	—	
333.	Federal Students Hostels in N.A. (App.) ..	13.747	13.722	0.023	—	—	—	
334.	Dev. of Statistical Sector in Research Wing. (App.)	1.000 (0.700)	0.391	0.609	—	—	—	
335.	Child Care Programme. (App.)	0.100	0.069	0.036	—	—	—	
336.	Estt. of Management Information System at AEPM. (Un-app.)	1.500	—	1.500	—	—	—	
337.	Pakistan Academy of Sciences, Islamabad. (App.)	7.000	5.390	1.530	1.000	—	—	
338.	National Education Council. (App.) ..	4.110	3.565	0.432	0.113	—	—	
339.	Iqbal Academy, Lahore. (App.)	3.100	2.485	0.452	0.164	—	—	
340.	Pakistan Academy of Letters, Islamabad. (App.)	13.223	1.290	2.700	2.000	—	—	
341.	Construction of National Headquarter of PBSA at Islamabad. (App.)	2.152	0.950	0.842	0.860	—	—	
342.	Dev. of Educational Innovations. (App.) ..	3.300	0.430	0.630	0.600	—	—	
343.	Providing Physical Facilities at the Campus of AEPAM.	1.281	—	0.600	—	—	—	
344.	Improvement & Expansion of AEPM. (Un-app.)	18.385	0.465	2.300	2.000	—	—	
345.	Establishment System AEPM. (Un-App.) ..	25.000	—	0.681	—	—	—	
346.	UNDP Projects. (App.)	24.244	1.065	0.321	—	—	—	
347.	Promotion of Physical Education, Sports and Games. (Un-app.)	5.000	—	1.000	1.308	—	—	
348.	Provision of Miscellaneous Education Projects.	—	—	4.400	5.000	—	—	
349.	Promotion of Teaching of Arabic in General Schools and teaching of Science in Deeni Madaris.	0.980	—	1.000	—	—	—	
Total (On-going)				..	21.160	13.045	—	—
<i>(New)</i>								
350.	UNDP Assistance to AEPM. (App.) ..	7.800 (7.800)	—	—	1.000	—	1.000 (UNDP)	
351.	Encouragement and Support to new creative literature (Un-app.)	9.000	—	—	0.500	—	—	
Total (New)				..	—	1.500	—	1.000
Total (Miscellaneous Programmes)				..	21.160	14.545	—	1.000
Total (Ministry of Education)				..	659.166	679.360	50.000	25.000

(Million Rupees)

Sl. No.	Name, Location and Status of the Scheme	Total Cost (F.E.C.)	Estimated Expenditure up to June, 1984	Revised Estimates for 1984-85	Allocation for 1985-86		
					Total ADP	Foreign Exchange Component	
						Own Resources	Foreign Aid
1	2	3	4	5	6	7	8
B. ESTABLISHMENT DIVISION							
I. NIPA, Karachi							
352.	Construction of New Administrative Block	(O) 1.700	—	1.700	1.615	—	—
		(R) 3.540					
353.	Extension of Hostel at NIPA	(O) 2.500	—	0.645	0.550	—	—
		(R) 1.210					
354.	Provision of A.C. Facilities for Main Block	(O) 1.200	—	0.564	0.093	—	—
		(R) 0.660					
355.	Furnishing of New Administrative Block two Class Rooms & Library (Un-app.).	0.600	—	—	0.483	—	—
356.	Const. of Compound Wall, maintenance of workshop & chowkidar posts including improvement/renovation of 20 flats at NIPA, Karachi (Un-app.).	0.893	—	—	0.772	—	—
357.	A. C. of Library at NIPA, Karachi (Un-app.).	0.825	—	—	0.772	—	—
	Total (NIPA, Karachi)			2.909	4.285	—	—
II. NIPA, Lahore							
358.	Strengthening and expansion of NIPA, Lahore (App. On-going).	9.534	0.430	1.500	4.325	—	—
III. Secretariat Training Institute, Rawalpindi							
359.	Const. of Office Buildings at Islamabad	8.606	—	3.500	4.536	—	—
IV. Civil Services Academy							
360.	Construction of new building at Islamabad. (Un-app.).	(O) 7.900	4.800	—	0.965	—	—
		(R) 7.300					
361.	Const. of Male Probationers hostel at Walton Campus.	7.800	—	1.500	6.080	—	—
362.	Const. of Library for D.M.G. Probationers at old Campus. (New).	2.000	—	0.700	1.254	—	—
363.	Construction of 4 Housing Units for Faculty Members at old Campus.	2.634	—	0.800	1.770	—	—
364.	Const. of Boundary Wall, Squash Courts, 4 Garages, Roads, Staff quarters at old and new Campus of the academy. (Un-app.).	4.826	—	—	0.973	—	—
	Total (CSA)			3.000	11.042	—	—
V. Pak. Administrative Staff College, Lahore							
365.	Construction of hostel Post Office, Bank, Utility Store and 2 C Type Houses. (App.).	4.950	—	1.500	2.220	—	—

(Million Rupees)

Sl. No.	Name, Location and Status of the Scheme	Total Cost (F.E.C.)	Estimated Expenditure up to June, 1984	Revised Estimates for 1984-85	Allocation for 1985-86		
					Total ADP	Foreign Exchange Component	
						Own Resources	Foreign Aid
1	2	3	4	5	6	7	8
VI. Pak. Academy for Rural Development Peshawar							
366.	Extension of office residential Building in PARD, Peshawar. (App.)	4.693	—	2.000	2.392	—	—
VII. NIPA, Quetta							
367.	Improvement/renovation in newly acquired building for establishment of NIPA. (Un-app.)	9.896	—	2.000	4.439	—	—
VIII. National Police Academy, Islamabad							
368.	Construction of National Police Academy Building at Islamabad. (Un-app.)	50.000	2.600	—	0.888 (Token)	—	—
IX. Establishment Division (Secretariat)							
369.	Construction of Additional Office Accommodation for Establishment Division in Sectt-I Premises at Rawalpindi. (App.)	0.609	—	0.500	0.613	—	—
Total (Establishment Division) ..				16.909	34.740	—	—
C. CABINET DIVISION							
(Pakistan Computer Bureau)							
370.	Upgradation and Modernization of Computer Facilities of Pakistan Computer Bureau, Islamabad. (App.)	28.941	1.000	2.830	21.230	—	—
Total (Cabinet Division) ..				2.830	21.230	—	—
D. PLANNING & DEVELOPMENT DIVISION							
371.	Economic Research Programme. (Un-app.)	33.400	1.400	2.000	3.830	—	—
372.	Dr. Jawaid Azfar Computer Centre. (App.)	9.814	—	1.000	7.483	—	5.8.4
373.	Training Scheme (Project Preparation, Appraisal and Implementation to be implemented through NIPA's). (Un-app.)	0.600	—	—	0.259	—	—
Total (Planning Division) ..				3.000	11.572	—	5.814
E. STATISTICS DIVISION							
374.	Pakistan Institute of Statistical Training and Research, Islamabad. (Un-app.)	26.352	—	0.500	—	—	—
375.	Household Survey	—	—	—	6.000	—	6.000
Total (Statistics Division) ..				0.500	6.000	—	6.000
F. KA & NA DIVISION :							
(i) A.K.	—	—	—	49.060	—	—
(ii) N.A.	—	—	—	10.757	—	—
Total (KA & NA Div.) ..				—	59.817	—	—
G. S & FR DIVISION :							
(i) FATA	—	—	—	107.845	—	—
Total (S & FR Division) ..				—	107.845	—	—
Total—(Education & Training) ..				668.632	920.564	50.000	36.814

HEALTH AND NUTRITION

(139-140)

HEALTH AND NUTRITION

(Abstract)

(Million Rupees)

Sl. No.	Sub-sector	Allocation for 1985-86	Foreign Exchange Component		
			Total	Own Resources	Foreign Aid
1	2	3	4	5	6
1.	Hospitals	228.077	71.452	71.452	—
2.	Health Manpower	63.058	9.000	2.000	7.000
3.	Preventive Programmes	213.255	118.000	—	118.000
4.	Rural Health	27.895	25.009	—	25.000
5.	Research & Dev. of Medical Technology at NIH, Islamabad.	88.260	60.208	0.700	59.508
6.	Paramedicals & Nursing Training	29.603	23.529	—	23.529
7.	Others	50.775	16.020	2.020	14.000
8.	SPECIAL AREAS	98.314	—	—	—
Total (Health and Nutrition) ..		799.237	323.209	76.172	247.037

(141-142)

HEALTH AND NUTRITION

(Million Rupees)

Sl. No.	Name, Location and Status of the Scheme	Total Cost (F.E.C.)	Estimated Expenditure up to June, 1984	Revised Estimates for 1984-85	Allocation for 1985-86		
					Total ADP	Foreign Exchange Component	
						Own Resources	Foreign Aid
1	2	3	4	5	6	7	8
A. HEALTH DIVISION							
1.	Construction of Basic Health Unit at Gharibabad (App.).	0.579	0.558	0.100	—	—	—
2.	Primary Health Care Project (App.).	263.000 (260.000)	10.861	15.000	25.000	—	25.000 (US AID)
3.	Construction of Rural Health Centre, Khewari, Mansehra. (App.).	3.254	2.979	0.300	—	—	—
4.	Proposal for solution to control of scarcity of water in T. B. Centre, Rawalpindi. (App.).	0.487	0.367	0.100	—	—	—
5.	Polio Vaccine and Equipment Project National Institute of Health (NIH) Islamabad. (App.)	24.650 (24.000)	14.692	10.000	—	—	—
6.	Procurement of laminar plant for NIH Islamabad (Un-app.).	0.600 (0.600)	—	0.600	—	—	—
7.	Construction of residential accommodation, NIH Islamabad.	4.932	2.356	2.576	0.200	—	—
8.	Construction of mosque NIH, Islamabad (App.).	0.670	0.352	0.311	—	—	—
9.	Expanded Programme of Immunization. (App.).	119.342 (118.112)	8.300	8.300	—	—	—
10.	Measles Vaccine production Unit, NIH, Islamabad. (App.).	52.000 (39.000)	47.968	2.032	2.000	—	2.000 (UNICEF)
11.	Malaria Control Programme (Un-app.).	492.000 (395.000)	256.680	130.000	129.395	—	118.000 (US AID)
12.	Accelerated Health Programme/Normal Expanded Programme of Immunization. (App.).	444.300	182.800	105.000	83.860	—	—
13.	HDC Rabies Vaccine Laboratory, NIH, Islamabad (Un-app.).	110.000 (59.000)	4.667	4.000	42.700	—	38.700 (CIDA)
14.	DPT Vaccine Laboratory Islamabad (Un-app.).	60.000 (60.000)	—	—	5.000	—	5.000 (Netherland)
15.	Improvement of NIH Islamabad. (App.).	2.245	1.460	1.123	1.000	—	—
16.	Dialysis and special fluid preparation laboratory, NIH, Islamabad. (App.)	7.155 (3.125)	—	0.050	5.602	—	—
17.	Extension of Animal House NIH, Islamabad (App.).	11.301 (0.700)	—	1.000	8.911	0.700	—
18.	Polio Vaccine Laboratory, NIH, Islamabad. (Un-app.).	18.500 (10.457)	6.963	2.800	9.000	—	7.500 (Canada)
19.	Vaccine and Sera Quality Control Laboratory, NIH, Islamabad. (Un-app.).	13.821 (1.507)	—	—	4.500	—	—
20.	Hostel accommodation for NIH Officers. (Un-app.).	4.000	—	—	0.100	—	—
21.	Office and residential accommodation of Port Health Department, Kemari, Karachi. (App.)	4.946	3.472	0.325	1.004	—	—
22.	Nuclear Medical Centre, Islamabad. (App.) ..	58.000 (28.620)	36.013	22.000	—	—	—

Sl. No.	Name, Location and Status of the Scheme	Total Cost (F.E.C.)	Estimated Expenditure up to June, 1984	Revised Estimates for 1984-85	Allocation for 1985-86		
					Total ADP	Foreign Exchange Component	
						Own Resources	Foreign Aid
1	2	3	4	5	6	7	8
23.	Children Hospital, Islamabad. (App.)	239.000 (239.000)	113.015	125.885	—	—	—
24.	Air-conditioning of Khyber Teaching Hospital, Peshawar. (App.)	27.190 (13.090)	13.389	12.648	7.278	—	—
25.	Construction of 48 H Type quarters JPMC, Karachi (App.)	2.286	2.536	0.240	—	—	—
26.	Construction of residential accommodation JPMC, Karachi. (App.)	14.463	11.751	2.710	—	—	—
27.	Construction of Isotope Centre JPMC., Karachi. (App.)	4.993	4.384	0.351	—	—	—
28.	Room for generating room Central Government Polyclinic, Islamabad. (App.)	0.214	—	0.030	0.184	—	—
29.	Accupuncture and treatment Centre, Islamabad. (App.)	0.674 (0.334)	—	0.370	0.313	—	—
30.	Extension of mosque, CGPC, Islamabad. (App.)	0.250	—	0.250	—	—	—
31.	National Institute of Cardiovascular Diseases, Karachi. (App.)	25.820 (8.40)	24.765	1.000	0.052	—	—
32.	Construction of Compound Wall JPMC, Karachi (App.)	2.780	—	1.500	1.000	—	—
33.	Islamabad Hospital Complex, Islamabad (Un-app.)	625.320 (168.970)	326.700	110.000	88.860	39.500	—
34.	National Institute of Heart Diseases, Rawalpindi. (App.)	138.160 (90.000)	21.310	29.780	12.277	10.080	—
35.	Ayub Medical College, Hospital Phase-I, Abbotabad. (App.)	167.980 184.782 (43.443)	142.525	35.000	108.871	18.872	—
36.	Ayub Medical College Hospital Phase-II (App.)	635.656 (130.320)	—	40.000			—
37.	Procurement of Five C. T. Scanners. (Un-app.)	74.667	37.367	33.300	1.754	0.020	—
38.	Improvement of CGPC, Islamabad	30.000 (10.00)	—	—	7.316	3.000	—
39.	Improvement of JPMC, Karachi. (App.) ..	3.000	—	3.000	—	—	—
40.	Emergency Services (Un-app.)	500.00	—	—	0.500	—	—
41.	Brain Research Centre, Islamabad (Un-app.)	156.680 (47.350)	—	0.500	0.938	—	—
42.	Kidney Centre, Islamabad (Un-app.) ..	91.360 (32.250)	—	—			
43.	National Institute of Chest Diseases, Rawalpindi (Un-app.)	23.276	—	—			
44.	Obstetrics and Gynaecology Block, Islamabad Hospital Complex (IHC) Islamabad (Un-app.)	98.250	—	—			
45.	Construction of Doctors hostel JPMC, Karachi. (App.)	14.651	4.120	2.000	8.200	—	—

(Million Rupees)


Sl. No.	Name, Location and Status of the Scheme	Total Cost (F.E.C.)	Estimated Expenditure up to June, 1984	Revised Estimates for 1984-85	Allocation for 15.5-86		
					Total ADP	Foreign Exchange Component	
						Own Resources	Foreign Aid
1.	2	3	4	5	6	7	8
46.	Improvement of JPMC, Phase II (Un-app.).	45.000	—	—	1.000	—	—
47.	Construction of Hostel for 200 Nurses, JPMC Karachi (App.).	7.739	6.997	0.650	0.650	—	—
48.	Paramedical Institute and College of Nursing, Islamabad (Un-appd.).	123.259 (123.259)	—	—	29.603	—	23.529 (Japan)
49.	Health Manpower Training in Management (Un-app.).	22.000	—	—	7.000	—	7.000 (ADB)
50.	Extension of College of Physicians and Surgeons Karachi (App.).	29.200 (4.000)	22.148	1.785	4.944	2.000	—
51.	Extension of School of Medical Technology NIH, Islamabad (App.).	10.684 (4.704)	—	—	6.704	—	4.704 (ADB)
52.	Federal Nursing Development Programme. (Un-app.).	14.760 (13.000)	—	—	4.000	—	4.000 (ADB)
53.	Clinical Research Division, NIH, Islamabad. (App.).	7.500 (0.500)	7.945	0.300	—	—	—
54.	Construction of Officers accommodation Civil Surgeon, Quetta. (App.).	4.560	4.552	1.000	—	—	—
55.	Goitre Control Programme. (App.)	18.300 (8.300)	—	—	4.693	2.000	—
56.	Joint Nutrition Programme. (Un-app.)	80.000 (80.000)	—	—	10.000	—	10.000 (UNICEF/WHO)
57.	Nutrition Survey NIH. (Un-app.)	3.000	1.204	1.200	0.939	—	—
58.	Construction of Relief Supply Godown, Karachi. (Un-app.).	4.200	4.330	0.500	—	—	—
59.	Traditional Medicine Research Institute. (Un-app.).	30.000 (4.250)	—	—	2.000	—	—
60.	Orthoprosthetic Prefab, Workshop. (Un-app.)	50.000 (20.000)	—	—	1.693	—	—
61.	Other Programmes of the Disabled. (Un-app.).	50.000	—	—	1.693	—	—
62.	Establishment of Tissue Typing Laboratory, NIH, Islamabad. (Un-app.).	1.604 (1.604)	—	—	1.604	—	1.604 (UNDP)
63.	Improvement & Expansion of General Hospital. Quetta	—	—	—	2.815	—	—
64.	Cardio Vascular disease Centre	—	—	—	6.000	—	—
Total (Health Division)				709.616	641.153	76.172	247.037
B. PLANNING DIVISION							
65.	Nutrition Coordination; Policy Planning and Evaluation.	20.000 (20.000)	—	—	3.831	—	—
Total (Planning Division)				—	3.831	—	—
C. WORKS DIVISION							
66.	Bolan Medical College, Quetta (Un-app.).	750.000	418.840	10.000	51.114	—	—
Total (Works Division)				10.000	51.114	—	—
D. INTERIOR DIVISION							
67.	Establishment of 3 RHC and 12 Basic Health Units.	22.535	13.200	5.000	2.895	—	—

(Million Rupees)

Sl. No.	Name, Location and Status of the Scheme	Total Cost (F.E.C.)	Estimated Expenditure up to June, 1984	Revised Estimates for 1984-85	Allocation for 1985-86		
					Total ADP	Foreign Exchange Component	
						Own Resources	Foreign Aid
1	2	3	4	5	6	7	8
68.	Public health treatment and rehabilitation of drug addicts (Phase-II.)	9.439 (8.539)	0.325	1.300	1.930	—	—
Total (Interior Division) ..				6.300	4.825	—	—
E. KA & NA DIVISION :							
	(i) A.K.	—	—	—	44.600	—	—
	(ii) N.A.	—	—	—	15.214	—	—
Total—(KA & NA Division) ..				—	59.814	—	—
F. S & FR DIVISION :							
	(i) FATA	—	—	—	38.500	—	—
Total—(S & F R Division) ..				—	38.500	—	—
Total—(HEALTH) ..				725.916	799.237	76.172	247.037

CULTURE, SPORTS AND TOURISM

(147-143)




CULTURE, SPORTS AND TOURISM

(Million Rupees)

Sl. No.	Sector	A. D. P. 1985-86	Total	Foreign Exchange Component	
				Own Resources	Foreign Aid
1	2	3	4	5	6
1.	Archaeology and Archives	45.415	15.000	5.000	10.000
2.	Sports	41.623	—	—	—
3.	Tourism	22.370	8.000	—	8.000
Total (Culture, Sports and Tourism) ..		109.408	23.000	5.000	18.000

(149-150)



CULTURE, SPORTS AND TOURISM

(Million Rupees)

Sl. No.	Name, Location and Status of the Scheme	Total Cost (F.E.C.)	Estimated Expenditure up to June, 1984	Revised Estimates for 1984-85	Allocation for 1985-86		
					Total ADP	Foreign Exchange Component	
						Own Resources	Foreign Aid
1	2	3	4	5	6	7	8
A. CULTURE, SPORTS & Y. A. DIVISION							
I. Archaeology & Archives							
<i>(On-going)</i>							
1.	Master Plan for Preservation of Moenjodaro. (App.)	(O) 97.960 (R) 168.000 (15.915)	30.780	10.370	18.000	—	10.000*
2.	National Archives Building. (App.) ..	(O) 17.580 (R) 41.443 (9.646)	12.420	6.000	17.000	5.000	—
3.	Quaid-e-Azam Academy. (Un app.) ..	53.000 (9.000)	2.870	1.000	0.886	—	—
4.	Flag Staff House. (Un-app.) ..	14.931 (2.391)	5.107	1.000	2.657	—	—
5.	Extension of National Museum of Pakistan.	5.010 (0.180)	0.600	1.000	2.019	—	—
6.	Preservation and Restoration of Shalimar Gardens.	15.000	12.200	0.500	0.877	—	—
7.	Preservation and Presentation of Lahore Fort. (App.)	(O) 18.600 (R) 41.770	12.273	—	0.886	—	—
	Total (On-going) ..			19.870	42.415	5.000	10.000
<i>(New)</i>							
8.	Preservation of Wazir Khan's Baradari. (App.)	4.220	—	—	0.435	—	—
9.	Museum of Pakistan Heritage, Islamabad. (Un-app.)	250.000 (50.000)	—	—	0.366	—	—
10.	Air conditioning of Taxila Museum (Un-app.)	2.600	—	—	2.655	—	—
	Total (New) ..			—	3.956	—	—
	Total (Archaeology and Archives) ..			19.870	45.415	5.000	10.000
II. Sports							
<i>(On-going)</i>							
11.	Jinnah Sports Complex. (App.) ..	720.000 (165.370)	691.440	29.000	—	—	—
12.	National Sports Training & Coaching Centre, Quetta. (App.)	8.300	2.580	4.860	1.535	—	—
13.	National Sports Training & Coaching Centre, Peshawar. (App.)	16.423	—	5.000	8.385	—	—
14.	Indoor Gymnasium Hall, Rawalpindi. (App.)	4.835	3.370	1.059	0.953	—	—
15.	National Hockey Stadium, Lahore. (App.) ..	37.000 (6.000)	17.200	17.800	9.220	—	—
16.	National Stadium, Karachi Phase-I. (App.) ..	22.915	—	10.000	6.316	—	—
	Total (On-going) ..			67.719	26.409	—	—


* Re-imbursable in rupee expenditure.

Sl. No.	Name, Location and Status of the Scheme	Total Cost (F.E.C.)	Estimated Expenditure up to June, 1984	Revised Estimates for 1984-85	Allocation for 1985-86		
					Total ADP	Foreign Exchange Component	
						Own Resources	Foreign Aid
1	2	3	4	5	6	7	8
	(New)						
17.	Sports Hostel at National Sports & Coaching Centre, Quetta. (App.)	6.600	—	—	3.355	—	—
18.	Swimming Pool Complex at NSCT, Islamabad. (Un app.)	55.000 (5.600)	—	—	2.516	—	—
19.	Cricket Stadium Rawalpindi. (Un-app.)	10.000	—	—	—	—	—
20.	Grant-in-aid (Construction of seven Sports Stadia at Distt. Hqs. (Nawabshah, Shikarpur, Muzaffarabad, Kalat, Gujranwala, D. I. Khan and Sukkur).	35.000	—	—	9.343	—	—
	Total (New)	..	—	—	15.214	—	—
	Total (Sports)	..	67.719	41.623	41.623	—	—
	Total (Culture, Sports and Y. A. Division)	..	87.589	87.038	5.000	10.000	10.000
B. TOURISM DIVISION							
Ministry's Schemes							
(On-going)							
21.	Malam Jabba Skiing Resort Project. (App.)	44.620 (17.120)	14.847	4.000	4.871*	—	8.000*
22.	PITHM, Karachi. (App.)	32.564 (14.232)	0.860	0.500	0.864	—	—
(New)							
23.	Hub Dam. (Un-app.)	17.000	—	—	0.518	—	—
24.	Promotion of Tourism in Azad Kashmir	6.250	—	—	0.279	—	—
25.	Mountaineering Institute at Nilt. (Un-app.)	5.000	—	—	0.086	—	—
26.	Provincial Tourism Schemes in Punjab and N. W. F. P. on matching grant basis.	20.670	—	—	2.000	—	—
	Total Ministry's Schemes	..	4.500	8.618	—	8.000	8.000
P. T. D. C. Schemes							
(On-going)							
27.	Tourist accommodation, Besham. (App.)	3.000	0.834	0.600	1.296	—	—
28.	Tourist accommodation, Gilgit. (App.)	2.000	—	0.500	1.296	—	—
29.	Extension of K-2 Motel, Skardu. (App.)	2.200	—	0.500	1.468	—	—
30.	Extension of Chitral Motel. (App.)	1.960	1.800	—	0.138	—	—
31.	Extension of Ziarat Complex. (Un-app.)	3.000	—	—	1.296	—	—
32.	Land/Feasibility of Ayubia Tourist Complex	15.000	—	—	1.296	—	—
33.	Rawal Dam Recreation Facility. (Un-app.)	1.000	—	—	0.863	—	—
34.	Renovation of Motels (Un-app.)	4.000	—	—	1.296	—	—
35.	Tourist Transport	6.000	—	—	1.891	—	—
36.	Renovation of Satpara Motel (Un-app.)	0.450	—	—	0.450	—	—
37.	Motel at Choa Saidan Shah (Un-app.)	3.000	—	—	2.462	—	—
	Total (PTDC)	..	1.600	13.752	—	8.000	8.000
	Total (Tourism Division)	..	6.100	22.370	—	3.000	3.000
	Total—CULTURE, SPORTS & TOURISM	..	93.689	109.408	5.000	18.000	18.000

*If the Austrian aid committed in 1985, is disbursed during 1985-86, rupee funds will be provided.

MANPOWER AND EMPLOYMENT


(153-154)



MANPOWER AND EMPLOYMENT


(Million Rupees)

Sl. No.	Names, Location and Status of the Scheme	Total Cost (F.E.C.)	Estimated Expenditure up to June, 1984	Revised Estimates for 1984-85	Allocation for 1985-86		
					Total ADP	Foreign Exchange Component	
						Own Resources	Foreign Aid
1	2	3	4	5	6	7	8
A. MANPOWER DIVISION							
<i>(On-going)</i>							
1.	National Vocational Training Project. (App.)	486.853 (275.590)	263.985	134.294	73.605	—	37.577
<i>(New)</i>							
2.	Establishment of TTC at Larkana. (App.) ..	13.060	—	—	1.576	—	—
3.	Rural Training for Men. (Un-app.) ..	87.471 (83.563)	—	—	} 0.085	—	—
4.	Rural Training for Women. (Un-app.) ..	525.740 (234.322)	—	—		—	—
5.	Expansion of Instructors Training Feasibilities. (Un-app.)	57.645 (27.194)	—	—		—	—
6.	Promoting Training within industry (Assistance to Private Sector. (Un-app.)	136.410 (65.500)	—	—		—	—
7.	Providing equipment to Vocational Tech. Training Centre.	294.352 (161.020)	—	—	—	—	—
8.	"Development & Utilization of Human Resources—Strengthening of Data Base". (App.)	9.960 (8.460)	—	2.460	3.556	—	3.500
9.	Survey/study to Examine the Impact of Migration on Industrial Labour Market in Pakistan. (App.)	0.100	—	0.100	0.085	—	—
10.	Labour Market Analysis and Reporting System in Pakistan. (App.)	9.422 (7.500)	—	—	0.085	—	—
11.	Demographic and Social Implication of Temporary Migration of Pakistanis to the Middle East. (App.)	3.300 (1.820)	—	1.180	0.519	—	0.500
Total (New)				—	5.906	—	4.000
Total (Manpower Division) ..				138.034	79.511	—	41.577
B. LABOUR DIVISION							
<i>(On-going)</i>							
12.	Social Security Pension Scheme. (App.) ..	5.036 (5.036)	1.806	1.661	1.513	—	1.513 (UNDP)
Total (Labour Division)				1.661	1.513	—	1.513
Total—MANPOWER & EMPLOYMENT ..				139.695	81.024	—	43.090



SPECIAL DEVELOPMENT PROGRAMME FOR WOMEN

(157-158)



SPECIAL DEVELOPMENT PROGRAMME FOR WOMEN

(Abstract)

(Million Rupees)

Sl. No.	Agency	Allocation for ADP 1985-86	Foreign Exchange Component		
			Total	Own Resources	Foreign Aid
1	2	3	4	5	6
	Special Development Programme for Women ..	96.500	8.560	—	8.560
	Total (Sp. Dev. Prog. for Women) ..	96.500	8.560	—	8.560

(159—160)


~~856~~

$$\begin{array}{r} 214.3 \\ 96.5 \\ \hline 117.8 \end{array}$$

$$\begin{array}{r} 117.8 \\ 1.4 \\ \hline 119.2 \end{array}$$

$$\begin{array}{r} 228.90 \\ 227.50 \\ \hline 1.40 \end{array}$$

$$\begin{array}{r} 227.17 \\ 25 \\ \hline 228.28 \end{array}$$




**SPECIAL DEVELOPMENT PROGRAMME
FOR WOMEN**

(Million Rupees)


Sl. No.	Name, Location and Status of the Scheme	Total Cost (F.E.C.)	Estimated Expendi- ture up to June, 1984	Revised Estimates for 1984-85	Allocation for 1985-86		
					Total ADP	Foreign Exchange Component	
						Own Resources	Foreign Aid
1	2	3	4	5	6	7	8
	Special Development Programme for Women ..	—	—	60·000	96·500	—	8·560
	Total (Special Development Programme for Women) ..			60·000	96·500	—	8·560

(161-162)



POPULATION WELFARE PROGRAMME

(163-164)




POPULATION WELFARE PROGRAMME

(Abstract)

(Million Rupees)

Sl. No.	Sub-sector		Allocation for 1985-86	Foreign Exchange Component		
				Total	Own Resources	Foreign Aid
1	2		3	4	5	6
1.	Organizational Infrastructure	60.086	—	—	—
2.	Service delivery projects	122.640	64.581	—	64.581
3.	Training Programmes	22.652	15.000	—	15.000
4.	Research and Support projects	47.590	35.432	—	35.432
5.	ICE Programmes	54.711	50.800	—	50.800
6.	Contraceptives	176.339	174.334		174.334
Total (Population Welfare Programme)			484.018	340.147	—	340.147

(165—166)



POPULATION WELFARE PROGRAMME

(Million Rupees)


Sl. No.	Name, Location and Status of the Scheme	Total Cost (F.E.C.)	Estimated Expenditure up to June, 1984	Revised Estimates for 1985-86	Allocation for 1985-86			
					Total ADP	Foreign Exchange Component		
						Own Resources	Foreign Aid	
1	2	3	4	5	6	7	8	
A. POPULATION DIVISION								
I. Organizational Infrastructure								
1.	Administrative Organization, Federal ..	53.673 (0.600)	9.090	} 63.500	17.566	—	—	
2.	Administrative Organization, Punjab ..	53.253	4.950		18.406	—	—	
3.	Administrative Organization, Sind ..	34.274	2.850		9.622	—	—	
4.	Administrative Organization, NWFP ..	23.655	0.930		9.143	—	—	
5.	Administrative Organization, Baluchistan ..	13.469	2.710		5.349	—	—	
Total (Organizational Infrastructure) ..					63.500	60.086	—	
II. Service delivery Projects								
6.	Family Welfare Centres	628.000 (477.000)	23.300	} 115.250	75.000	—	30.000 (W.B.)	
7.	Reproductive Health Services ..	225.000 (135.000)	2.310		32.551	—	30.000 (UNFPA)	
8.	Programme through Provincial Departments ..	40.000 (10.000)	0.010		2.850	—	1.000 (W.B.)	
9.	Infrastructure Hakeem Project	11.000 (9.000)	0.250		3.600	—	3.500 (UNFPA)	
10.	Target Group Institutions	4.000 (2.000)	—		0.607	—	0.081 (W.B.)	
11.	Azad Kashmir Project	1.250	—		0.400	—	—	
12.	Northern Areas MCH Project	0.750	—		0.207	—	—	
13.	Family Health Care Project	2.000	0.070		0.425	—	—	
14.	NGO Projects	50.000 (40.000)	—		7.000	—	—	
Total (Population Welfare Services) ..						115.250	122.640	64.581
III. Training Programmes								
15.	Family Health Manpower Development Project.	175.000 (105.000)	2.770		} 20.000	11.251	—	7.000 (UNFPA)
16.	Non-Clinical Training Lahore and Karachi ..	35.000 (33.000)	0.590			6.850	—	6.000 (W.B.)
17.	Building of PWTIs and RTIs	50.000 (45.000)	—			2.850	—	2.000
18.	Training of TBAs	30.000 (27.000)	0.050	1.701		—	—	
Total (Training Programme) ..					20.000	22.652	15.000	

(Million Rupees)

Sl. No.	Name, Location and Status of the Scheme	Total Cost (F.E.C.)	Estimated Expenditure up to June, 1984	Revised Estimates for 1984-85	Allocation for 1985-86		
					Total ADP	Foreign Exchange Component	
						Own Resources	Foreign Aid
1	2	3	4	5	6	7	8
IV. Research & Support Projects							
19.	NRIFC	10.000 (8.000)	0.100	5.500	3.535	—	0.900
20.	NRIRP	96.000 (68.000)	—		2.123	—	0.350
21.	CPS	4.000 (4.000)	—		0.492	—	0.450 (USAID)
22.	NIPS	—	—		17.232	—	15.232
23.	Population Study Centres	7.000 (6.000)	—		3.208	—	3.000 (USAID)
24.	Construction of NRIFC	—	—		4.000	—	4.000
25.	Construction of Central Warehouse	—	—		4.000	—	4.000
26.	Construction of RTIS	—	—	11.500	—	6.000	
27.	Innovatives	—	—	1.500	—	1.500	
Total (Research & Support) ..				5.500	47.590	—	35.432
V. ICE Programmes							
28.	Formal Population Education	30.000 (24.000)	0.120	17.500	2.340	—	2.000 (W.B/UNFPA)
29.	Non-Formal Population Education	109.000 (67.000)	0.730		1.970	—	1.800 (W.B.)
30.	Communication Strategy	20.000 (18.000)	—		50.401	—	47.000
Total (ICE Programmes) ..				17.500	54.711	—	50.800
VI. Contraceptives							
31.	Contraceptive Requirement & Distribution	—	—	163.000	103.455	—	103.000
32.	Social Marketing of Contraceptive	—	—		72.884	—	71.334
Total (Contraceptives) ..				163.000	176.339	—	174.334
Total—POPULATION WELFARE PROGRAMME ..				384.750	484.018	—	340.147

SOCIAL WELFARE

(169-170)




SOCIAL WELFARE

(Abstract)

(Million Rupees)

Sl. No.	Sub-Sector	Allocation fo. 1985-86	Foreign Exchange Component		
			Total	Own Resources	Foreign Aid
1	2	3	4	5	6
1.	Special Education and Social Welfare	56.899	—	—	—
2.	National Council of Social Welfare	6.755	—	—	—
3.	Staff Welfare Organization	6.479	—	—	—
	Total (Social Welfare) ..	70.133	—	—	—

(171 - 172)



SOCIAL WELFARE

(Million Rupees)

Sl. No.	Name, Location and Status of the Scheme	Total Cost (F.E.C.)	Estimated Expenditure up to June, 1984	Revised Estimates for 1984-85	Allocation for 1985-86			
					Total ADP	Foreign Exchange Component		
						Own Resources	Foreign Aid	
1	2	3	4	5	6	7	8	
A. SPL. EDUCATION AND SOCIAL WELFARE DIVISION								
I. Special Education and Social Welfare								
<i>(Approved Projects)</i>								
1.	Grant-in-aid for Social Work Education to Universities.	2.000	1.309	0.250	0.227	—	—	
2.	Grant-in-aid for Social Work Education to Colleges.	1.800	0.731	0.200	0.181	—	—	
3.	Training Courses for Social Welfare Personnel in Public and Private Sector, Islamabad.	1.500	1.254	0.456	0.561	—	—	
4.	Rehabilitation Centre for the Blind, Islamabad.	4.325 (0.305)	2.754	2.280	—	—	—	
5.	Rehabilitation Centre for the Deaf, Islamabad.	4.646	2.821	1.293	—	—	—	
6.	Rehabilitation Centre for the Mentally Retarded, Islamabad.	3.503	2.400	0.937	—	—	—	
7.	Rehabilitation Centre for the Orthopaedically Disabled, Islamabad.	4.206	3.014	1.358	—	—	—	
8.	Construction of building of Special Education School for Deaf, Islamabad.	8.000	—	4.000	—	—	—	
9.	Pilot Project for the Education of Physically Handicapped Children (Multan, Hyderabad, Peshawar, Quetta).	1127	0.372	0.268	0.305	—	—	
10.	Pilot Project for the Education of Deaf (Lahore, Karachi, Peshawar, Quetta).	0.720	0.608	0.008	0.015	—	—	
11.	Pilot Project for the Education of Blind (Bahawalpur, Lahore, Khairpur Mirs, Peshawar and Quetta).	3.394	1.602	0.460	1.026	—	—	
12.	Pilot Project for the education of Mentally Retarded (Lahore, Karachi Peshawar and Quetta).	1.577	1.344	0.082	0.049	—	—	
13.	Provision of Transport to institutions of Blind and Handicapped.	2.000	—	0.400	1.360	—	—	
14.	Provision of equipment for institutions of Handicapped.	3.400	3.880	0.344	0.198	—	—	
15.	Chambelli School for Spastic Children, Rawalpindi.	1.957	1.579	0.188	0.026	—	—	
16.	Strengthening of Sir Syed School for Deaf, Rawalpindi.	1.500	0.405	0.217	0.456	—	—	
Total (Approved Projects) ..					12.741	4.404	—	—
<i>(Un-Approved Projects)</i>								
17.	Enhancement of the Role of women in Social Welfare and community development, Islamabad.	2.000	—	0.100	0.181	—	—	
18.	Establishment of Training Institute for the Teachers of Handicapped Children, Islamabad.	4.502	—	0.200	0.454	—	—	


(Million Rupees)

Sl. No.	Name, Location and Status of the Scheme	Total Cost (F.E.C.)	Estimated Expenditure up to June, 1984	Revised Estimates for 1984-85	Allocation for 1985-86		
					Total ADP	Foreign Exchange Component	
						Own Resources	Foreign Aid
1	2	3	4	5	6	7	8
19.	Vocational Training and Production Workshop for Training Employment and Rehabilitation of the Disabled, Islambaad.	7.300	—	0.200	0.907	—	—
20.	Establishment of National Training and Research Institution, Islamabad.	5.000	—	0.100	0.454	—	—
21.	Establishment of Welfare Training & Rehabilitation Unit in the M/o Health, Special Education and Social Welfare.	2.500	—	0.100	0.454	—	—
22.	Establishment of Welfare Training Sequence, University Departments of Social Work, Lahore, Karachi, Jamshoro, Peshawar and Quetta.	7.000	—	0.100	0.534	—	—
23.	Organization of Pakistan Council of Professional Social Workers.	1.500	—	0.100	0.181	—	—
24.	Local/Foreign Training of Teachers and Workers employed in the School of Special Education.	5.000 (2.340)	—	0.100	0.454	—	—
25.	Centre for Advanced Studies in Social Welfare Development.	2.500	—	0.100	0.091	—	—
26.	Social Services (Medical Project), Islamabad. ..	0.574	—	0.115	0.241	—	—
27.	School Social Work Project, Islamabad. ..	1.137	—	0.100	0.238	—	—
28.	Research Studies.	0.500	—	0.050	0.045	—	—
29.	Establishment of Salai Markaz, Islamabad. ..	14.969	0.810	0.500	0.656	—	—
30.	Establishment of Salai Markaz, Rawalpindi. ..	15.000	—	0.500	0.454	—	—
31.	Construction of Vocational Training and Production Workshop for Training, Employment and Rehabilitation of the Disabled at Islamabad.	21.544	—	0.200	0.454	—	—
32.	National Institute of Speech and Hearing Disorders, Islamabad. (New Projects)	25.000	—	10.000	0.907	—	—
33.	Construction of Special Education School for Speech & Hearing impaired Children, Islamabad.	17.711	—	—	10.808	—	—
34.	Establishment of 3 Special Education Schools, Diagnostic and Assessment Centre and Teachers Training Institute for the Blind Children, Islamabad.	49.500	—	—	11.941	—	—
35.	Construction, expansion and upgradation of Special Education School for the Mentally Retarded Children, Islamabad.	21.256	—	—	11.253	—	—
36.	Expansion, upgradation and construction of buildings of Special Education School for the Physically Handicapped Children, Islamabad.	26.930	—	—	11.334	—	—
37.	Extension of Community based Rehabilitation Services for the Deaf Persons.	08.105 (35.155)	—	—	0.454	—	—
Total (Un-approved Projects) ..				12.565	52.495	—	—
Total (Special Education and Social Welfare) ..				25.306	56.899	—	—

Note : Releases for un-approved schemes are subject to their approval by the competent authority.


(Million Rupees)

Sl. No.	Name, Location and Status of the Scheme	Total Cost (F.E.C.)	Estimated Expenditure up to June, 1984	Revised Estimates for 1984-85	Allocation for 1985-86		
					Total ADP	Foreign Exchange Component	
						Own Resources	Foreign Aid
1	2	3	4	5	6	7	8
II. National Council of Social Welfare							
38.	Grant to Voluntary Social Welfare Agencies through the National Council of Social Welfare (On all Pakistan basis Un-app.).	30.000	4.200	4.125	5.066	—	—
39.	Cell to oversee programmes of the Voluntary Agencies dealing with the Disabled Persons (On all Pakistan basis—App.).	0.823	0.115	0.150	0.147	—	—
40.	Grant for Self-help Projects (On all Pak. basis—Un-app.).	3.234	0.084	0.150	0.538	—	—
41.	Grant for Evaluative Research Studies and Publication of Literature (On all Pak. basis—App.).	1.000	0.100	0.075	0.138	—	—
42.	Grant for Holding Social Welfare Conferences (On all Pak. basis—App.).	1.510	0.100	0.050	0.092	—	—
43.	Supportive Assistance to the Voluntary Social Welfare Agencies dealing with the Welfare & Rehabilitation of the Disabled, Lepers and Patients including T. B. patients. (On all Pak. basis—App.).	6.011	0.891	0.450	0.774	—	—
Total (NCSW) ..				5.000	6.755	—	—
Total (SW & Spl. Edu. Division) ..				30.306	63.654	—	—
B. ESTABLISHMENT DIVISION							
<i>(Staff Welfare Services)</i>							
44.	Additional accommodation including Wedding Hall near Ch. Rehmat Ali Community Centre, G-7, Islamabad (Un-app.).	5.460	—	3.500	4.498	—	—
45.	Multi-purpose Community Centre, G-9/2, Islamabad (Un-app.).	4.631	—	—	1.981	—	—
46.	Construction of Community Centres. (App.).	2.496	0.863	0.574	—	—	—
47.	Ladies Industrial Home (App.).	4.172	1.356	1.294	—	—	—
48.	Vocational Training Centre (App.). ..	3.035	1.293	0.583	—	—	—
49.	Holiday Home (App.).	4.800	0.771	2.049	—	—	—
Total (Establishment Div.) ..				8.000	6.479	—	—
Total—SOCIAL WELFARE ..				38.306	70.133	—	—




**D. PROGRAMME OF AUTONOMOUS BODIES AND COMMERCIAL
DEPARTMENTS**

(177-178)



WATER AND POWER DEVELOPMENT AUTHORITY (WAPDA)

(179—180)



**WATER AND POWER DEVELOPMENT
AUTHORITY (WAPDA)**

(Million Rupees)

Sl. No.	Name, Location and Status of the Scheme	Total Cost (F.E.C.)	Estimated Expenditure up to June, 1984	Revised Estimates for 1984-85	Allocation for 1985-86		
					Total ADP	Foreign Exchange Component	
						Own Resources	Foreign Aid
1	2	3	4	5	6	7	8
WAPDA (Water)							
I. Water Dev. Schemes							
1.	Khanpur Dam Project (Main) (App.)	1385.000	1316.688	20.000	33.475	—	—
2.	Khanpur Dam Project (Remedial) (App.)	(95.792) 80.000	—	21.000			
3.	K.I.P. (Remedial) Phase-I(App.)	159.000 (80.000)	104.422	1.000	—	—	—
4.	K.I.P. (Remedial) Phase-II (App.)	67.960	—	37.000	25.300	—	—
5.	Chashma Right Bank Canal	3477.554 (503.373)	830.059	450.000	445.931	—	157.000
Total (Water Dev. Schemes)				529.000	504.706	—	157.000
II. Accelerated Programme							
(i) Punjab/AJK							
(a) On-going							
6.	SCARP-II (Chaj Doab)	1537.423 (237.263)	1477.091	59.000	18.600	—	—
7.	Punjad Abbasia (Unit II-V)	1882.000 (432.200)	434.205	287.047	365.192	—	—
8.	Replacement of T/Wells (Phase-II)	217.859 (21.754)	157.895	60.000	36.000	—	—
9.	Lower Rechna (Khairwala)	311.070 (2.600)	108.902	60.000	62.877	—	—
10.	Fordwah Sadiqia (Unit-II)	127.000	45.608	44.000	53.000	—	—
11.	C.B.D.C. (Pandoki Unit)	151.370 (8.739)	70.037	42.000	58.000	—	—
12.	Lower Rechna Remaining (Drainage-IV) Phasing I & II.	1289.860 (512.460)	11.378	126.800	226.108	—	—
13.	Khari SCRAP (AJK)	12.385	0.966	2.000	5.000	—	—
Total (On-going)				680.847	824.777	—	—
(b) Project Planning							
14.	Project Planning of Punjab SCARPS	—	250.041	25.000	35.000	—	—
(c) (New)							
15.	Khushab Branch (Thal SCARP) (Un-app.)	400.000	—	—	1.000	—	—
16.	Shorkot Kamalia (Saline) (Un-app.)	900.000	—	—	1.000	—	—
17.	SCARP Transition	250.000	—	—	5.000	—	—
18.	SCARP, D.G.Khan (Saline)	500.000	—	—	1.000	—	—
Total (New)				—	8.000	—	—
Total (Punjab/AJK)				705.847	867.777	—	—

(Million Rupees)

Sl. No.	Name, Location and Status of the Scheme	Total Cost (F.E.C.)	Estimated Expenditure up to June, 1984	Revised Estimates for 1984-85	Allocation for 1985-86		
					Total ADP	Foreign Exchange Component	
						Own Resources	Foreign Aid
1	2	3	4	5	6	7	8
<i>(ii) Sind and Baluchistan</i>							
<i>(a) (On-going)</i>							
19.	East. Khairpur Tile (Un-pp.)	630.030 (199.850)	373.235	80.000	142.000	—	—
20.	Kotri Surface Drain, Part-II (App.)	250.000 (23.000)	167.042	40.000	60.000	—	—
21.	North Dadu Drain (App.)	321.134 (16.409)	149.141	40.000	60.000	—	—
22.	Rohri South FGW (App.)	935.481 (370.657)	213.879	113.000	200.000	—	—
23.	Ghotki FGW (App.)	768.786 (117.759)	245.071	40.000	30.000	—	—
24.	R/T of Tubewells (App.)	60.225	36.760	16.000	12.500	—	—
25.	LBOD (core)	1196.894	730.447	300.000	230.000	—	—
Total (On-going)				629.000	734.500	—	—
<i>(b) Project Planning</i>							
26.	Project Planning in Sind	—	56.585	—	17.777	—	—
<i>(c) (New)</i>							
27.	Integrated Management Organization (I.M.O.) LBOD Stage-I						
	(i) Outfall & Spinal }	8593.570	—	—	78.500	—	—
	(ii) SCARP Nawabshah }	(4444.570)	—	—	22.000	—	—
28.	Hairdin Drainage II	60.119	—	—	15.000	—	—
Total (New)				—	115.500	—	—
Total (Sind and Baluchistan)				629.000	867.777	—	—
<i>(iii) N.W.F.P.</i>							
<i>(a) On-going</i>							
29.	SCARP Mardan (App.)	1790.400 (600.700)	245.649	193.485	207.099	—	—
30.	Pabbi Unit-II (App.)	—	—	1.000	—	—	—
31.	Jue Sheikh Unit (App.)	—	—	1.000	—	—	—
Total (On-going)				195.485	207.099	—	—

(Million Rupees)

Sl. No.	Name, Location and Status of the Scheme	Total Cost (F.E.C.)	Estimated Expenditure up to June, 1984	Revised Estimates for 1984-85	Allocation for 1985-86			
					Total ADP	Foreign Exchange Component		Foreign Aid
						Own Resources		
1	2	3	4	5	6	7	8	
<i>(b) Project Planning</i>								
32.	Project Planning in NWFP	—	79.705	14.514	15.337	—	—	
<i>(c) (New)</i>								
33.	CRBC SCARP (Un-app.)	683.740 (319.800)	—	—	60.097	—	—	
Total (N.W.F.P.) ..				209.999	282.533	—	—	
Total (Accelerated Programme) ..					1544.846	2018.087	—	551.000
III. Investigations (WAPDA)								
<i>(a) On-going</i>								
34.	Water Management Research at Mona (App.) ..	18.736 (1.500)	3.436	3.086	4.000	—	—	
35.	Lower Indus W.M.—Sind (App.)	19.800 (6.160)	8.564	2.400	3.254	—	—	
36.	International W.L. & Salinity Institute (App.)..	70.120 (20.000)	—	9.130	24.130	—	—	
37.	Alluvial Channel (App.)	18.400	15.156	2.000	2.500	—	—	
38.	Monitoring of SCARPS (App.)	159.951 (12.720)	33.614	22.000	24.000	—	—	
39.	WRD&M in Baluchistan (Un-app.)	52.070 (1.270)	—	8.223	9.000	—	—	
40.	Imp. of RFF & Flood warning system of Indus Basin (App.)	19.945 (8.243)	—	4.000	2.889	—	—	
41.	Proposal for Study of Water Ice & Snow Balances (App.)	14.000 (5.775)	—	1.000	5.702	—	—	
42.	Pre-feasibility & feasibility studies for inter provincial Projects (Un-app.)	48.000	4.481	5.000	—	—	—	
<i>UNDP Umbrella Programme</i>								
43.	Private T/W Elec. (App.)	5.365 (4.602)	2.708	4.840	0.500	—	—	
44.	SCARP Transition (Un-app.)	5.104 (5.104)	4.500	0.600		—	—	
45.	Gomal Zam Project (Un-app.)	25.407 (0.826)	—	3.579	7.860	—	—	
Total (On-going) ..				65.858	83.835	—	—	

(Million Rupees)

Sl. No.	Name, Location and Status of the Scheme	Total Cost (F.E.C.)	Estimated Expenditure up to June, 1984	Revised Estimates for 1984-85	Allocation for 1985-86		
					Total ADP	Foreign Exchange Component	
						Own Resources	Foreign Aid
1	2	3	4	5	6	7	8
<i>(b) (New)</i>							
46.	Groundwater Exploration in the desert areas of Paksitan	45.833 (11.309)	—	—	2.400	—	—
Total (Investigations)			..	65.858	86.235	—	—
Total—WAPDA (Water)			..	2156.432	2609.028	—	708.000

WAPDA (POWER)**I. Generation***(Completed)*

47.	210 MW Guddu Unit-3 (App.). 1905.910 (572.000)	1076.816	10.000	—	—	—
48.	200 MW Mangla Units 7 & 8 (App.). 706.000 (342.000)	528.322	15.867	—	—	—
49.	700 MW Tarbela Units 7 & 8 (App.). 2872.000 (1284.000)	2251.32	28.534	—	—	—
50.	700 MW Tarbela Units 1-4 (App.). 493.410 (359.710)	359.144	14.985	—	—	—
51.	Warsak Units 5&6 (App.). 258.000 (124.000)	216.64	4.741	—	—	—

(On-going)

52.	25/35 MW GTPS, Quetta (Unit-6) (App.). 118.000 (60.000) 185.000 (117.000)	52.365	102.462	16.589	—	4.000
53.	Tarbela HEPS (9-10) (App.). 1830.000 (830.000)	932.074	425.172	62.329	1.194	14.300
54.	Tarbela HEPS (11-14) PC-I(Un-app). 11.000 (5.000)	41.932	192.000	579.000	9.045	429.870
55.	450 MW GTPS Combined Cycle Guddu. (App.). 4459.000 (2343.000)	16.725	1265.903	772.000	0.130	429.870
56.	Mini Coal Fired P/S. Duki. (PC-II App.). 144.000 (89.000)	8.076	22.498	22.195	—	12.335
57.	Guddu TPS (Unit-4) (App.). 2040.000 (716.000)]	196.068	877.000	488.072	4.000	45.000
58.	3 MW HEPS Hargarh Gilgit (Un-app.). 55.500 (11.810)	—	10.000	—	—	—
59.	Kalabagh Dam Project (PC-II Un-app.). 358.890 (61.394)	165.380	199.771	182.596	—	61.631

(Million Rupees)

Sl. No.	Name, Location and Status of the Scheme	Total Cost (F.E.C.)	Estimated Expenditure up to June, 1984	Revised Estimates for 1984-85	Allocation for 1985-86		
					Total ADP	Foreign Exchange Component	
						Own Resources	Foreign Aid
1	2	3	4	5	6	7	8
60.	P&I of MHEPS (Phase-I) (PC-II App.).	136.720	75.506	32.000	33.775	—	12.000
61.	P&I of MHEPS (Phase-II) (Un-app.).	(50.000) 261.880 (30.310)					
62.	Mangla HEPS (9-10) (Approved.).	1390.000	0.774	5.000	48.250	—	9.000
63.	250 MW Oil Fired P/S Jamshoro (Unit-I) (PC-I App.).	3530.000 (166.000)	1.388	47.490	193.000	—	120.745
64.	3 × 210 MW Multan Oil Steam Project (Un-App.).	8920.000 (3920.000)	—	25.000	48.250	—	—
65.	400 MW GTPS Kot Addu (PC-I App.).	2715.000 (1410.000)	17.706	531.489	1542.151	—	985.850
66.	Low Head Barrage & Canal Hydel Project (PC-I Un-app.).	18.810 (8.200)	0.135	2.500	8.685	—	3.500
67.	3 MW Diesel Sets Gilgit. (Un-app.).	30.000 (9.000)	—	20.000	19.300	—	17.000
68.	Lakhra Coal Mine & Coal Fired P. St. Jamshoro-II. (Un-app.).	140.955 (92.896)	12.374	99.896	—	—	—
69.	Lakhra Coal 300 MW Jamshoro Coal Fired P/Station. No. I (Un-app.).	6395.000 (2765.000)	—	—	33.775	—	10.500
70.	Warsak 5 and 6	—	—	—	2.233	—	—
74.	210 MW Oil Fired P/S Jamshoro (Guddu Unit-5) (PC-I under Preparation).	3200.000 (1448.000)	—	7.000	—	—	—
72.	Chitral Hydel—Phase-II(15-MW). (App.).	12.350 (1.000)	3.586	—	4.536	—	—
73.	Additional Generation Projects. 400 MW Combustion p/st, Kot Addu.	—	—	—	96.500	—	—
Total (Generation)				3939.308	4153.230	14.369	2100.639
II. Transmission							
74.	500 KV F/Abad—Multan—Guddu—Karachi—T/L. (App.).	3910.000 (1810.000)	1951.345	236.088	772.000	—	662.960
75.	2nd 500 KV Tarbela F/Abad T/Line. (App.).	1356.410 (570.860)	330.036	413.646	89.745	—	36.000
76.	220KV F/abad—Sahiwal T/Line. (App.).	370.000 (154.000)	19.910	155.450	125.450	—	37.679
77.	Modernization of L.D.P. (App.).	566.000 (240.000)	16.011	36.000	76.525	—	38.000
78.	220 KV/500 KV Ludewala—Daud Khel T/Line. (Un-app.).	1040.000 (465.000)	—	1.000	14.186	—	4.000
79.	220 KV Tarbela Wah Burhan T/Line. (App.).	1186.369 (81.277)	172.987	0.170	—	—	—
80.	220 KV D/C Tarbela—Mardan T/Line. (App.).	268.000 (84.000)	181.063	3.100	—	—	—


(Million Rupees)

Sl. No.	Name, Location and Status of the Scheme	Total Cost (F.E.C.)	Estimated Expenditure up to June, 1984	Revised Estimates for 1984-85	Allocation for 1985-86			
					Total ADP	Foreign Exchange Component		
						Own Resources	Foreign Aid	
1	2	3	4	5	6	7	8	
81.	200 KV Mardan—Peshawar T/Line. (Un-app.)	311·000 (123·000)	0·921	0·500	33·293	—	—	
82.	Northern Zone Ext : Project. (App.) ..	280·000 (149·000)	328·592	1·000	—	—	—	
83.	220 KV Dadu—Khuzdar T/Line. (App.) ..	576·000 (189·000)	2·575	0·500	71·601	—	4·000	
84.	Power Development in Azad Kashmir. ..	294·000 (50·000)	227·072	—	—	—	—	
85.	500 KV Lahore—Mulan—Jamshoro T/Line ..	4975·000 (2118·000)	—	—	34·065	—	20·000	
Total (Transmission)	847·454	1216·865	3·200	802·639
III. Secondary Transmission								
86.	Secondary Transmission and Grid Stations (Un-app.)	8674·185 (2231·379)	1560·305	1293·467	1302·750	5·000	345·000	
IV. Distribution								
87.	Distribution of Power (Un-app.) ..	4135·000 (528·000)	..	1160·000	723·750	50·000	100·000	
88.	Village Electrification (Un-app.) ..	8086·000 (2508·000)	1094·590	—	965·000	—	29·000	
Total (Distribution)	1160·000	1688·750	50·000	129·000
V. Diesel Sets								
89.	Diesel Generation Sets	..	—	—	8·748	—	—	
Total—WAPDA (Power)	7240·229	8370·349	72·569	3644·000*

* Includes an amount of Rs. 266.722 million Energy Sector loan.

PAKISTAN RAILWAYS

(187-188)



PAKISTAN RAILWAYS


(Million Rupees)

Sl. No.	Name, Location and Status of the Scheme	Total Cost (F.E.C.)	Estimated Expenditure up to June, 1984	Revised Estimates for 1984-85	Allocation for 1985-86		
					Total ADP	Foreign Exchange Component	
						Own Resources	Foreign Aid
1	2	3	4	5	6	7	8
1.	Track Rehabilitation (App.)	1000.00 (259.106)	214.000	380.710	193.965	—	—
2.	Bridge & Civil Engineering Works :						
	(i). Bridge Works. (App.)	65.000 (0.500)	8.000	21.696	11.580	—	—
	(ii). Other Bridge Works	48.000 (1.000)	6.000	—	3.377	—	—
	(iii). Civil Eng. Works. (App.)	78.000 (5.000)	24.000	27.762	7.720	—	—
	Total (2) ..			49.458	22.677	—	—
3.	Line Capacity Works & Terminal Facilities :						
	(i). Doubling of Track (Mul-Kwl). (Un-App.)	190.760 (42.3100)	—	12.000	9.650	—	—
	(ii). Other line capacity Works. (Un-app.)	73.000 (2.503)	21.000	13.764	8.685	—	—
	(iii). Freight Terminal Facilities	24.000 (2.000)	3.000	3.702	1.448	—	—
	Total (3) ..			29.466	19.783	—	—
4.	Telecommunication and Related Signalling & Improved Signalling Works :						
	(i). Telecommunication and Related Signalling. (App.)	801.420 (427.630)		5.000	4.825	—	—
	(ii). Improved Signalling Works. (App.) ..	195.470 (64.360)	833.000	20.118	66.585	—	—
	(iii). Other Telecommunication works. (App.)	67.000 (14.000)		1.487	2.895	—	—
	(iv). Other Signalling Works			—	2.895	—	—
	Total (4) ..			26.605	77.200	—	—
5.	Facilities for Workshops Sheds & Depots :						
	(i). Plant & Machinery. (Un-app.) ..	46.000 (30.000)	26.000	19.388	6.755	—	4.000
	(ii). Structural works	65.000		17.640	9.650	—	—
	Total (5) ..			37.028	16.405	—	4.000
6.	Locomotive Factory. (App.)	894.910 (292.490)	28.000	55.000	86.850	—	40.000
7.	Electrical Projects (Un-app.)	80.000 (26.500)	10.000	9.868	7.720	—	—

Sl. No.	Names, Location and Status of the Scheme	Total Cost (F.E.C.)	Estimated Expenditure up to June, 1984	Revised Estimates for 1984-85	Allocation for 1985-86		
					Total ADP	Foreign Exchange Component	
						Own Resources	Foreign Aid
1	2	3	4	5	6	7	8
8. Motive Power & Rolling Stock :							
A. Locomotives (App.) :							
	(i). Pe-Engg. of 11 D.E. locos	58.460 (41.750)		0.001	—	—	—
	(ii). Re-Habilitation 42 D.E. Locos ..	675.000 (396.000)		111.147	39.545	—	25.00
	(iii). Procurement of 38 D.E. Locos ..	469.000 (422.000)		0.317	0.010	—	—
	(v). Procurement of 30 D.E. Locos (KFW) ..	750.000 (475.000)		182.000	472.850	—	200.000
	(v). Procurement of 50 D.E. Locos (Yen) ..	1277.000 (848.000)		—	0.665	—	0.010
	(vi). Procurement of 30 D.E. Locos (K.F.) ..	748.800 (498.000)		—	0.010	—	—
	(vii). Re-surrection of Accidented Locos ..	5.000 (3.500)		0.001	2.895	—	—
	(viii). Procurement of Traction Motors (Un-app.).	10.000 (7.000)		0.001	—	—	—
			1116.00				
	Total (A) ..			293.467	516.275	—	225.010
B. Carriages (App.) :							
	(i). Formation of passenger train rakes from grounded Railcars.	4.930	—	3.000	1.544	—	—
	(ii). Rehabilitation of A.C. Coaches ..	23.910 (12.170)		18.145	3.281	—	—
	(iii). Carriages	2065.000 (605.400)		216.000	216.953	198.790	10.000
	(iv). OCVS	75.000 (25.000)		26.754	—	—	—
	Total (B) ..			264.852	203.615	—	10.000
C. Wagons (Un-app.).							
	(i). Hopper Trucks	63.980 (13.260)	21.000	29.564	4.805	—	—
	(ii). Manufacture of 200 Wagons	144.000 (44.350)	44.350	0.001	0.010	—	—
	(iii). Improvement to braking system (Un-app.).	60.000 (22.500)	15.000	1.300	0.010	—	—
	Total (C) ..			30.865	4.825	—	—
	Total ..			589.184	724.715	—	235.010
9. Works of 11th Railway Project :							
	(i). Dry Port. (App.)	149.000 (47.600)	0.200	31.990	67.550	—	35.000 (IDA)
	(ii). Modernization of Loco. (App.) ..	520.900 (297.600)	0.010	130.750	157.295	—	84.000 (IDA)

(Million Rupees)

Sl. No.	Name, Location and Status of the Scheme	Total Cost (F.E.C.)	Estimated Expenditure up to June, 1984	Revised Estimates for 1984-85	Allocation for 1985-86		
					Total ADP	Foreign Exchange Component	
						Own Resources	Foreign Aid
1	2	3	4	5	6	7	8
	(iii). Management Information system ..	159.880 (89.790)	0.160	—	0.010	—	0.010
	(iv). Technical Assistance. (Un-app.) ..	6.000 (3.600)	0.180	1.000	1.727	—	1.790 (IDA)
	(v). Feasibility Study. (App.) ..	11.500 (3.600)	1.450	1.230	0.193	—	0.200 (IDA)
	Total ..			164.970	226.775	—	121.000
10.	Technical Assistance (App.) ..	20.000 (20.00)	13.190	4.000	0.965	—	1.000 (KFW/ CIDA)
11.	Other Minor Projects (Un-app.) ..	295.000	16.000	5.711	14.475	—	—
12.	Capital Store Suspense ..	85.000	75.000	10.000	—	—	—
13.	Additional Grant for Sibbi-Quetta Electrification (APP.) ..	1370.500 (771.870)	—	—	7.720	—	5.000 (Italian)
	Total—PAKISTAN RAILWAYS ..			1362.000	1399.250	85.000	406.010



TELEGRAPH AND TELEPHONE DEPARTMENT

(193-194)

(Million Rupees)

Sl. No.	Name, Location and Status of the Scheme	Total Cost (F.E.C.)	Estimated Expenditure up to June, 1984	Revised Estimates for 1984-85	Allocation for 1985-86		
					Total ADP	Foreign Exchange Component	
						Own Resources	Foreign Aid
1	2	3	4	5	6	7	8
(II). Coaxial Cable System							
19.	Replacement and Augmentation of 'Jn. cables on 24 routes by Provision of PCM sys : in Multi Exch. areas of Pakistan (XVII/82-83), (Appd.).	36.000 (15.500)	18.210	12.790	4.579	—	—
20.	Renovation of Coaxial Cable between Rawalpindi Sargodha-Lahore-Karachi (II/78-79). (Appd.).	13.770 (6.940)	8.000	5.770	—	—	—
21.	Inst. of 12 MHz Coaxial Cable system between Lahore-Amritser. (XIX/77-78). (Appd.).	9.860 (5.420)	7.000	2.860	—	—	—
Total (II)			..	21.420	4.579	—	—
(III). Trunk Exchange & STD.							
22.	Inst. & Expn. of trunk positions in Pakistan Phase II, (I/73-74). (Appd.).	13.390 (7.880)	11.390	2.000	—	—	—
23.	Consolidation of NWD network (XXV/82-83) (Appd.).	156.000 (58.000)	90.000	30.000	—	—	—
24.	Inst. & Expn. of 200 trunk positions (XIII/81-82). (Appd.).	13.600 (4.760)	0.800	2.000	7.326	—	—
25.	Provision of operational 400 lines telephone exch. at Jhelum (XIX/82-83). (Appd.)	4.700 (2.210)	3.300	1.000	—	—	—
26.	Provision of operational 200 lines telephone exch. at Dhamial (XXI/82-83). (Appd.)	2.200 (1.100)	1.700	0.500	—	—	—
27.	Provision of operational 400 lines telephone exch. at Kohat (XX/82-83). (Appd.)	4.300 (2.210)	3.800	0.500	—	—	—
28.	Providing NWD facilities to Shikar pur (XXVI/82-83). (Appd.).	4.250 (1.680)	2.000	2.250	—	—	—
29.	Providing NWD facilities to 26 Distt. Agency Headquarters (XIV/84-85). (Appd.).	61.460 (40.070)	—	16.000	13.737	—	—
Total (III)			..	54.250	21.063	—	—
(IV). Long Distance Network/VFT/PCO's open wire line and carrier system (other than carrier on coaxial)							
30.	Opening of PCO's in Pakistan (I/74/75). (App.).	15.720 (6.950)	19.580	21.420	—	—	—
31.	Provg. Telecomm. Facilities in Malakand Divn. (XVIII/82-83). (Appd.)	19.850 (8.000)	14.850	5.000	—	—	—
32.	Provision of 75 long distance PCO's Baluchistan (XXXVIII/81-82). (Appd.).	16.000 (6.490)	8.010	7.990	—	—	—
33.	Provision of 75 long distance PCO's in NWFP. (XXXVII/81-82). (Appd.)	14.000 (5.850)	10.000	4.000	—	—	—
34.	Provision of 75 long distance PCOs in Punjab (XI/81-82). (Appd.).	16.700 (6.090)	11.880	4.820	—	—	—
35.	Provision of 75 long distance PCOs in Sind. (XXVI/81-82). (Appd.).	16.700 (6.090)	8.200	8.500	—	—	—
36.	Provision & Expn. of subsidiaries routes for telephone. (XII/81-82). (Appd.).	89.000 (46.000)	35.750	30.000	21.282	—	—

TELEGRAPH AND TELEPHONE DEPARTMENT

(Million Rupees)

Sl. No.	Name, Location and Status of the Scheme	Total Cost (F.E.C.)	Estimated Expenditure up to June, 1984	Revised Estimates for 1984-85	Allocation for 1985-86		
					Total ADP	Foreign Exchange Component	
						Own Resources	Foreign Aid
1	2	3	4	5	6	7	8
(I). Local Telephone System and Gateway Exchanges							
1.	Expn. of Local Telephone in Pakistan by 50,000 lines. (I/70-71). (Appd.).	282.700 (241.500)	539.610	42.000	—	—	—
2.	Inst. of 25,000 lines in Pakistan (Phase-II). (I/72-73). (Appd.).	150.430 (112.120)	246.580	18.000	—	—	—
3.	Expn. of Local Telephone sys : in Pakistan by 25,000 lines (Phase-III) (III/73-74). (Appd.).	138.130 (116.660)	245.810	20.000	—	—	—
4.	Expn. of Local Telephone sys : in Pakistan by 25,000 lines. (Phase-IV) (XXI/73-74). (Appd.).	131.220 (127.460)	223.770	45.000	—	—	—
5.	Expn. of Local Telephone sys : by 75,000 lines in Pakistan (Phase-V) (VII/74-75). (Appd.).	535.250 (553.140)	1193.610	84.930	—	—	—
6.	Inst. of International Gateway Switching centre at Karachi and Satellite Receiver with Multiple eqpt. Additional Satellite circuits. (XCV/76-77). (Appd.).	313.000 (172.760)	96.800	40.010	60.614	—	—
7.	Expn. of Local Telephone sys : 2,800 lines in NTR during Vth Plan, Ist Phase (IV/81-82). (Appd.).	29.000 (12.510)	18.360	4.000	6.080	—	—
8.	Expn. of local Telephone sys : by 2,500 lines in ITR during Vth Plan, Ist Phase (V/81-82). (Appd.).	25.0000 (11.000)	13.210	5.000	6.217	—	—
9.	Expn. of Local Telephone sys : by 1400 lines in WTR during Vth Plan, Ist Phase (VI/81-82). (Appd.).	15.000 (6.170)	9.890	2.000	2.848	—	—
10.	Expn. of Local Telephone sys : by 14,000 lines in KTR during Vth Plan Ist Phase (VII/81-82) (Appd.).	153.000 (67.130)	94.930	20.000	34.863	—	—
11.	Expn. of Local Telephone sys : by 8,400 lines in LTR during Vth Plan, Ist Phase (VIII/81-82) (Appd.).	82.000 (36.710)	48.200	13.000	19.048	—	—
12.	Expn. of Local Telephone sys : 7,500 lines in CTR during Vth Plan, Ist phase (IX/81-82). (Appd.).	71.700 (32.570)	40.730	13.700	15.815	—	—
13.	Expn. of Local Telephone sys : by 3,400 lines in STR during Vth Plan, 1st phase (X/81-82). (Appd.).	42.000 (14.770)	22.390	9.000	9.717	—	—
14.	Inst. of second International Gateway Exch. at Islamabad (XXIX/81-82). (Appd.).	127.000 (80.000)	10.000	15.000	43.223	—	—
15.	Providing of automatic Message accounting sys : for 240,000 lines of NWD Exch. (Phase-I), (XXII/82-83). (Appd.).	25.770 (14.840)	—	15.000	9.158	—	—
16.	Expn. of Local Telephone sys: by 100,000 lines in Pakistan (II/82-83). (Appd.).	1677.000 (542.640)	743.000	358.600	295.111	—	—
17.	Augmentation of existing network for utilizing spare capacity of 1600 lines in Exch. in KTR (VI/82-83). (Appd.).	4.790 (2.030)	3.790	1.000	—	—	—
18.	Expn. of Local Telephone sys : in Pakistan by 520,000 lines units (I/84-85). (Appd.).	6611.000 (3170.000)	64.650	200.000	394.516	—	—
Total (I)				906.240	897.210	—	—

(Million Rupees)

Sl. No.	Name, Location and Status of the Scheme	Total Cost (F.E.C.)	Estimated Expenditure up to June, 1984	Revised Estimates for 1984-85	Allocation for 1985-86		
					Total ADP	Foreign Exchange Component	
						Own Resources	Foreign Aid
1	2	3	4	5	6	7	8
(II). Coaxial Cable System							
19.	Replacement and Augmentation of Jn. cables on 24 routes by Provision of PCM sys : in Multi Exch. areas of Pakistan (XVII/82-83), (Appd.).	36.000 (15.500)	18.210	12.790	4.579	—	—
20.	Renovation of Coaxial Cable between Rawalpindi Sargodha-Lahore-Karachi (II/78-79). (Appd.).	13.770 (6.940)	8.000	5.770	—	—	—
21.	Inst. of 12 MHz Coaxial Cable system between Lahore-Amritser. (XIX/77-78). (Appd.).	9.860 (5.420)	7.000	2.860	—	—	—
Total (II)			..	21.420	4.579	—	—
(III). Trunk Exchange & STD.							
22.	Inst. & Expn. of trunk positions in Pakistan Phase II, (I/73-74). (Appd.).	13.390 (7.880)	11.390	2.000	—	—	—
23.	Consolidation of NWD network (XXV/82-83) (Appd.).	156.000 (58.000)	90.000	30.000	—	—	—
24.	Inst. & Expn. of 200 trunk positions (XIII/81-82). (Appd.).	13.600 (4.760)	0.800	2.000	7.326	—	—
25.	Provision of operational 400 lines telephone exch. at Jhelum (XIX/82-83). (Appd.)	4.700 (2.210)	3.300	1.000	—	—	—
26.	Provision of operational 200 lines telephone exch. at Dhamial (XXI/82-83). (Appd.)	2.200 (1.100)	1.700	0.500	—	—	—
27.	Provision of operational 400 lines telephone exch. at Kohat (XX/82-83). (Appd.)	4.300 (2.210)	3.800	0.500	—	—	—
28.	Providing NWD facilities to Shikar pur (XXVI/82-83). (Appd.).	4.250 (1.680)	2.000	2.250	—	—	—
29.	Providing NWD facilities to 26 Distt. Agency Headquarters (XIV/84-85). (Appd.).	61.460 (40.070)	—	16.000	13.737	—	—
Total (III)			..	54.250	21.063	—	—
(IV). Long Distance Network/VFT/PCO's open wire line and carrier system (other than carrier on coaxial)							
30.	Opening of PCO's in Pakistan (I/74/75). (App.).	15.720 (6.950)	19.580	21.420	—	—	—
31.	Provg. Telecomm. Facilities in Malakand Divn. (XVIII/82-83). (Appd.).	19.850 (8.000)	14.850	5.000	—	—	—
32.	Provision of 75 long distance PCO's Baluchistan (XXVIII/81-82). (Appd.).	16.000 (6.490)	8.010	7.990	—	—	—
33.	Provision of 75 long distance PCO's in NWFP. (XXVII/81-82). (Appd.).	14.000 (5.850)	10.000	4.000	—	—	—
34.	Provision of 75 long distance PCOs in Punjab (XI/81-82). (Appd.).	16.700 (6.090)	11.880	4.820	—	—	—
35.	Provision of 75 long distance PCOs in Sind. (XXVI/81-82). (Appd.).	16.700 (6.090)	8.200	8.500	—	—	—
36.	Provision & Expn. of subsidiary routes for telephone. (XII/81-82). (Appd.).	89.000 (46.000)	35.750	30.000	21.282	—	—

(Million Rupees)

Sl. No.	Name, Location and Status of the Scheme	Total Cost (F.E.C.)	Estimated Expenditure up to June, 1984	Revised Estimates for 1984-85	Allocation for 1985-86		
					Total ADP	Foreign Exchange Component	
						Own Resources	Foreign Aid
1	2	3	4	5	6	7	8
37.	Inst. of 600 VFT Chls. EMD & 100 S—DX Units. (XIII/77-78). (Appd.).	18.020 (8.500)	15.260	2.820	—	—	—
38.	Inst. & Provision of 460 TDM. VFT channels in Pakistan (I/83-84). (Appd.).	4.790 (2.930)	—	3.790	0.916	—	—
39.	Providing 300 long distance PCOs in Rural areas of Pakistan. (X/84-85). (Appd.).	55.000 (13.000)	—	20.000	22.894	—	—
Total (IV)				108.340	45.092	—	—
(V). Telegraph Project (General) Teleprinters Telex etc.							
40.	Inst. of electronic Telex Each. 1000 lines units at Islamabad. (XIII/77-78). (Appd.).	23.850 (11.480)	6.000	10.000	7.188	—	—
41.	Provisin of 1500 Teleprinters (III/81-82) (Appd.).	70.880 (33.890)	32.880	38.000	—	—	—
42.	Expn. of Karachi Telex Exch. by 1200 lins units. (III/81-82) (Appd.).	63.070 31.120	16.300	21.770	22.894	—	—
43.	Expn. of Telegraph & Telex services :—						
	(i) Provision & NCR Adrema EMBOSSING and adding machine for Telegraph Office in Pakistan (XX/81-82). (Appd.).	3.160	—	2.000	1.062	—	—
44.	Inst. of 2000 elect. Telex Exch. at LH (XI/83-84) (App.).	70.270 (85.49)	—	5.000	32.527	—	—
Total (V)				76.770	63.671	—	—
(VI). Microwave System							
45.	Upgrading of Cento M/W sys. bet. Quetta, Waracha & providing UHF link between Noshki-Kharan (V/76-77). (Appd.).	30.120 (20.430)	26.120	5.600	—	—	—
46.	Inst. of M/W Radio Relay sys. bet. Mardan, Saidu Sharif, Dir-Chitral (XII/5-76) (App.).	39.320 (17.480)	85.00	14.910	—	—	—
47.	Inst. of high capacity M/W link bet. Karachi-Bela-Quetta-D.G. Khan- D. I. Khan-Bannu-Peshawar (XIX/81-82). (Appd.).	329.900 (181.900)	58.67	93.000	53.324	—	—
48.	Addition of Radio Frequency Chls. on existing M/W links. (XXIII/81-82). (Appd.).	214.720 (131.230)	31.72	50.000	30.220	—	—
Total (VI)				163.510	83.544	—	—
(VII). VHF and Other Radio System							
49.	Provision of 1900 Multiplex Chls. on Main trunk route to meet the requirements of Manual trunks VFT based cct. (XXIV/81-82). (Appd.).	49.850 (23.750)	39.850	10.000	—	—	—
50.	Inst. of Standard "A" Earth Stn. at Islamabad. (XXI/81-82). (Appd.).	170.000 (97.000)	31.700	50.000	46.101	—	—
51.	Provision of 24/72 Chls. UHF links bet. Bannu-Wana Miranshah (XII/82-83). (Appd.).	7.160 (2.100)	5.200	1.960	—	—	—

(Million Rupees)

Sl. No.	Name, Location and Status of the Scheme	Total Cost (F.E.C.)	Estimated Expenditure up to June, 1984	Revised Estimates for 1984-85	Allocation for 1985-86		
					Total ADP	Foreign Exchange Component	
						Own Resources	Foreign Aid
1	2	3	4	5	6	7	8
52.	Inst. of submarine cablelink bet. Pakistan & UAE (XXVIII/82-83). (Appd.)	308.37 (279.85)	—	—	7.278	—	—
53.	Modification/Upgradation of Dehmadro/Islamabad Satellite Earth Stn. under IND-16 to IND-18 Plans. (X83-84). (Appd.)	157.76 (99.10)	10.00	10.760	28.388	—	—
Total (VII)			..	72.720	81.767	—	—
(VIII). Requirement of other Departments/Agencies							
54.	Telecomm. facilities in FATA (XI/82-83). (Appd.)	19.90 (9.25)	8.00	6.900	4.579	—	—
Total (VIII)			..	6.900	4.579	—	—
(IX). Training and Research							
55.	Expn. of Telecomm. Staff College at Hariपुर Hazara (Phase-II). (VIII/80-81). (Appd.)	4.93 (2.27)	4.83	0.100	—	—	—
56.	Appointment of consultants for introduction of new Technique. (VIII/82-83). (Appd.)	0.67 (0.11)	—	0.670	—	—	—
Total (IX)			..	0.770	—	—	—
(X). Building and Quarters							
57.	Staff quarters :						
(a)	Const. of staff qtrs. at Nowshera & Kohat. (XVII/81-82). (Appd.)	2.21	2.11	0.100	—	—	—
(b)	Const. of staff qtrs. at D. I. Khan, Bannu and Tank. (XV/81-82). (Appd.)	1.26	1.16	0.100	—	—	—
(c)	Const. of staff qtrs. at Mardan & Mingora. (XVI/81-82). (Appd.)	1.36	1.26	0.100	—	—	—
(d)	Const. of staff qtrs. at Peshawar. (XIV/81-82). (Appd.)	4.23	4.03	0.200	—	—	—
(e)	Const. of seven category III, eight category-IV eleven category-V, & four category-VI, staff qtrs. at WTR, Quetta. (XVIII/81-82). (Appd.)	4.69	3.00	1.690	—	—	—
(f)	Const. of staff qtrs. at FA, ML, Gujranwala and Chiniot (XXII/81-82). (Appd.)	4.96	4.76	0.200	—	—	—
(g)	Const. of sixteen category-IV & sixteen category-V, staff qtrs. at STR, KR. (XXXV/81-82). (Appd.)	4.15 (—)	3.95	0.200	—	—	—
(h)	Const. of sixteen category-V & thirty two category-VI, qtrs. at Telegraphs Stores & Workshop Region, Karachi. (XXXVI/81-82). (Appd.)	4.29	4.19	0.200	—	—	—

(Million Rupees)

Sl. No.	Name, Location and Status of the Scheme	Total (F.E.C.)	Estimated Cost Expenditure up to June, 1984	Revised Estimates for 1984-85	Allocation for 1985-86		
					Total ADP	Foreign Exchange Component	
						Own Resources	Foreign Aid
1	2	3	4	5	6	7	8
(i)	Const. of thirteen category-VI, Nineteen category-V, & ten category-IV staff qtrs. (XXXVIII/81-82). (Appd.).	4.240	4.142	0.100	—	—	—
(j)	Const. of four category-II-A, eight category-III, four category-IV, two category-VI quarters at Central Telecom. Region LH (XXXVII/81-82) (Appd.)	3.730	3.630	0.100	—	—	—
(k)	Const. of forty-eight staff qtrs. at KTR, KR (XXXIV/81-82). (Appd.).	4.780	4.680	0.100	—	—	—
(l)	Const. of sixteen category-III staff qtrs. at T & T Dte.-General, Islamabad. (XXXIX/81-82). (Appd.).	4.140	3.140	1.000	—	—	—
(m)	Const. of thirty-two category-IV staff qtrs. for T & T Dte-General, staff at RP. (IV/82-83). (Appd.).	5.000	4.000	1.000	—	—	—
(n)	Const. of eleven category-III & sixteen category-V, staff qtrs. at ITR, RP. (CCXV/81-82). Appd.).	3.930	3.830	0.100	—	—	—
(o)	Const. of one category-II, & twenty-five category-IV staff qtrs. at ITR, IBA (CCXVI/81-82). (Appd.).	4.133	4.070	0.060	—	—	—
(p)	Const. of thirty-four category-V & eighteen category-VI staff qtrs. at CTR, RP. (XXXII/81-82). (Appd.).	4.500	4.400	0.100	—	—	—
(q)	Const. of staff qtrs. at Mastung, Sibi, Khuzdar, Kalat & Zhob. (V/82-83). (Appd.)	1.230	—	0.600	0.577	—	—
(r)	Const. of staff qtrs. at Jaranwala, Tandlianwala, Gojra, Toba Tek Singh, Kharian Cantt., Muzaffarabad, Khanewal and Sadiqabad. (CCXIX/81-82/. (Appd.).	2.600	2.300	0.300	—	—	—
(s)	Const. of staff qtrs. at Mianwala, Sahiwal, Pak-Pattan, Bhakkar, Wazirabad, Jhelum, Mandi Bahaudin, Qila-Sheikhupura, Sangla-Hill, Chak Jhumra & Chakwal. (CCXVIII/81-82). (Appd.).	3.440	3.240	0.200	—	—	—
(t)	Const. of staff qtrs. at Hyd., Nawabshah, Mirpur Khas, Tando Adam, Kandh Kot, Jacobabad & Tando Jan Muhammad. (IX/82-83). (Appd.).	3.460	3.260	0.200	—	—	—
(u)	Const. of staff qtrs. at Sukkur, Larkana, Dadu and Shikarpur. (X/82-83). (Appd.).	4.230	4.030	0.200	—	—	—
(v)	Const. of staff qtrs. of Thirty-two category-IV, at OTR KR. (XL/81-82). (Appd.).	4.800	4.700	0.100	—	—	—
(w)	Const. of staff qtrs. at Bahawalpur, Bahawalnagar, Sargodha, Jhang, Khanpur and Rahwah. (CCXVII/81-82). (Appd.).	3.900	3.700	0.200	—	—	—
58.	Const. of 14 House category 1-A, for the officers in T & T Dte-General, Ibid. (XXV/82-83). (Appd.)	4.410	2.410	2.000	—	—	—
59.	Const. of first Floor of Hostel-II of TSC, Haripur, (XIX/83-84). (Appd.).	2.550	1.200	1.350	—	—	—
60.	Purchase of 16 Nos.LDA, flats for CTR, Lahore. (XIX/83-84). (Appd.).	4.820	4.800	0.020	—	—	—

Sl. No.	Name, Location and Status of the Scheme	Total Cost (F.E.C.)	Estimated Expenditure up to June, 1984	Revised Estimates for 1984-85	Allocation for 1985-86		
					Total ADP	Foreign Exchange Component	
						Own Resources	Foreign Aid
1	2	3	4	5	6	7	8
61.	Purchase of 8 Nos. of flats at Faisal Town & 10 Nos. flats at Model Town, Lahore for LTR, Lahore. (XX/83-84). (Appd.).	4.710	4.700	0.010	—	—	—
62.	Const. of 7 Houses category-I, type for the officers in T&T Dte-General, IBA. (XXII/83-84).(Appd.).	4.850	4.800	0.050	—	—	—
Total (X)..				10.580	0.577	—	—
(XI) Replacement Improvement Welfare Amenities and other Misc. Works							
63.	Perimeter Fencing of key point installation in Pakistan. (XXIII/70-71). (Appd.).	2.460	2.260	0.200	—	—	—
64.	Replacement of auto exch. (14,500) lines installed up to 1955. (II/75-76). (Appd.).	45.570 (23.670)	37.330	4.000	3.883	—	—
65.	Replacement of assets in Pakistan. (VII/76-77). (Appd.).	35.030 (11.800)	25.030	5.000	4.579	—	—
66.	Security arrangement of Key point installation (IX/80-81). (Appd.).	4.400	3.400	1.000	—	—	—
67.	Replacement of power plant at carrier stn. Pak. Capital Exch. KR. (III/78-79). (Appd.).	1.260 (0.830)	0.250	1.010	—	—	—
68.	Welfare & amenity for T. & T. Employees. (XXIV/82-83). (Appd.).	10.220	5.220	5.000	—	—	—
69.	Security arrangement for key point installation (I/80-81) (Appd.).	4.870	3.870	1.000	—	—	—
70.	Modernization of maritime communication sys. in Pakistan. (III/82-83). (Appd.).	4.980 (3.030)	—	3.380	1.465	—	—
71.	Replacement of 9000 lines FI eqpt. & A/C Plant of LH Central I & II & trunk each. (XXXIII/81-82). (Appd.).	62.300 (28.370)	26.310	1.280	13.470	—	—
72.	Inst. of computer in T&T Dept. (XXIII/82-83). (Appd.).	10.080 (7.500)	—	10.000	0.073	—	—
73.	Replacement of old U/G cable in Pakistan (XVII/82/83). (Appd.)	63.500 (29.110)	8.000	0.500	13.736	—	—
74.	Providing nine mobile TZ-II or similar cameras for taking photographs of Telephone call meters at Karachi-Lahore-Rawalpindi-Peshawar-Quetta-Hyderabad, Faisalabad and Multan. (XIV/82-83). (Appd.).	0.680 (0.270)	0.180	0.500	—	—	—
75.	Provision of passenger lift in Central Telegraph House Bldg., LH. (IX/83-84). (Appd.).	3.350	3.250	0.100	—	—	—
76.	Replacement of 30 Teleprinters in Pakistan. (XIII/83-84). (Appd.).	1.420 (0.700)	—	1.000	0.394	—	—
77.	Modernization of Telephone Enquiry sys. (XIV/83-84). (Appd.).	4.100	—	0.400	3.388	—	—

(Million Rupees)

Names, Location and Status of the Scheme	Total Cost (F.E.C.)	Estimated Expendi- ture up to June, 1984	Revised Estimates for 1984-85	Allocation for 1985-86			
				Total ADP	Foreign Exchange Component		
					Own Resources	Foreign Aid	
1	2	3	4	5	6	7	8
78. Provision of Multipurpose Mini-computer for Peshawar. (XVII/83-84). (App.).	2.100	—	0.010	1.914	—	—	—
79. Replacement of 100 old TP machines. (XVIII/83-84). (App.).	4.770 (2.250)	—	0.010	4.359	—	—	—
80. Replacement of 12000 old Telephone instruments in KTR, KR, & WTR, QT. (XXI/83-84). (App.).	4.500 (1.900)	—	2.500	1.832	—	—	—
81. Provision of Four Mini Computers. (II/83-84). (App.).	1.150	0.40	0.750	—	—	—	—
Total (XI) ..			37.640	49.093	—	—	—
XII New Schemes							
82. Const. of 10 flats category-II type for the Officers in LTR, Lahore. (II/84-85). (App.).	4.800	—	0.800	3.663	—	—	—
83. Replacement of 12010 old Telephone instruments in LTR/CTR, Lahore. (III/84-85). (App.).	4.500	—	2.500	1.832	—	—	—
84. Const. of 11 flats category-II, type for the officers of ITR, Rawalpindi. (IV/84-85). (App.).	4.620	—	0.620	3.663	—	—	—
85. Rehabilitation of DHs Korangi Jn. ducts route by const. of RCC. Box culvert at Malir River along with repair/reconstn. of damaged portion in Karachi. (V/84-85). (App.).	2.680	—	0.680	1.832	—	—	—
86. Const. of 11 flats category-II, type for officers of ITR, Islamabad. (VI/84-85). (App.).	4.950	—	0.950	3.663	—	—	—
87. Replacement of three un-serviceable vehicles in CTRL IBA. (VII/84-85). (App.).	0.200	—	0.200	—	—	—	—
88. Inst. of M/W sys. bet. C.C. repeater Huts No. 23, 26, 29, of Bahawalpur and Rahimyar Khan CC. Stn. (VIII/84-85). (App.).	1.110	—	1.110	—	—	—	—
89. Replacement of 227, F-36 outlived trunk position in Pakistan. (IX/84-85).	12.500 (4.770)	—	1.500	2.747	—	—	—
90. Purchase of 10 flats category-II, for officers in KTR/STR, Karachi. (XI/84-85). (App.).	3.800	—	3.800	—	—	—	—
91. Office accommodation for senior Accounts officer, Telegraph Stores KR (XII/84-85). (App.).	4.960	—	4.960	—	—	—	—
92. Replacement of 11000 old Telephone instruments in ITR/STR & NTR. (XIII/84-85). (App.).	4.110 (1.800)	—	2.610	1.374	—	—	—
93. Procurement of two electricity operated Rota Print Machines and electro Master PM-90 camera & Plates making Machine for RTTS, Karachi to be installed at TSC HRP. (XV/84-85). (App.).	0.940 (0.590)	—	0.940	—	—	—	—
94. Vehicle for ailing Telegraph and Telephone employees for Transport to Hospitals (XVI/84-85). (App.).	0.300	—	0.300	—	—	—	—
95. Maritime comm. (Inmarsat).	20.00 (15.00)	—	—	0.183	—	—	—
96. Expr. of Gentex service 100 lines. (App.) ..	10.000 (10.00)	—	—	0.183	—	—	—
97. Conversion of combined offices into Departmental Telegraph offices & Const. of Telegraph office ABC, category in Pakistan.	54.900	—	—	0.917	—	—	—

(Million Rupees)

Sl. No.	Name, Location and Status of the Scheme	Total Cost (F.E.C.)	Estimated Expenditure up to June, 1984	Revised Estimates for 1984-85	Allocation for 1985-86		
					Total ADP	Foreign Exchange Component	
						Own Resources	Foreign Aid
1	2	3	4	5	6	7	8
98.	Security arrangement for key point installation in Pakistan (XXVI/84-85) (App.)	3.680	—	—	0.183	—	—
99.	Expn. of Telecomm. Research facilities. (U/app.)	80.000	—	—	0.183	—	—
100.	Expn. of Store & Workshop organisation (U/appd.)	15.000 (6.000)	—	—	0.183	—	—
101.	Facsimiles (U/appd.)	10.000 (5.000)	—	—	0.165	—	—
102.	Modernisation of T&I system. (U/Appd.) ..	30.000 (21.000)	—	—	5.678	—	—
103.	Provision of 1700 PCO's in Rural areas of Pakistan. (U/Appd.)	300.000 (165.000)	—	—	19.231	—	—
104.	Upgradation from 300 chls. to 960 chls. of the existing C. C. system between Gujranwala, Sialkot and Taxila-Haripur / Abbottabad. (XXII/84-85). (Appd.)	30.500 (14.280)	—	2.000	12.820	—	—
105.	Expn. of existing NWD stns. with creation of new PTDCs 6th Five-Year Plan. (U/Appd.)	429.000 (200.000)	—	12.500	48.077	—	—
106.	Providing NWD facilities to 65 Important Towns in Pakistan during 6th Five-Year Plan. (XXI/84-85) (Appd.)	301.000 (106.960)	—	12.000	9.157	—	—
107.	Multiplex eqpt. for 2000 long distance chls. (U/Appd.)	50.000 (30.000)	—	—	13.736	—	—
108.	Instn. of 3000 VFT chls. & 400 S+DX units & 1000 Teleg. Terminals Repeaters (XX/84-85) (Appd.)	168.000 (72.000)	—	1.000	27.473	—	—
109.	Expn./Provision of subsidiary routes (trunk lines), in Pakistan (U/Appd.)	117.080 (38.700)	—	1.000	9.157	—	—
110.	Provision of 11300 Teleprinters for expn. of Teleg. services in Pakistan during 6th Plan. (XXVII/84-85) (Appd.)	545.000 (254.250)	—	10.000	27.474	—	—
111.	Expn. of Telex services in Pakistan by 8,500 lines during 6th Five Year Plan (U/Appd.)	311.150 (145.340)	—	11.000	27.474	—	—
112.	Providing 125 Multi chls. UHF links for connecting small Towns with main outlets in Pakistan. (U/Appd.)	211.000 (79.000)	—	1.000	27.474	—	—
113.	Domestic Satellite n/w in North & Baluchistan Province (U/Appd.)	103.420 (58.000)	—	2.000	27.474	—	—
114.	Training facilities in Pakistan. (U/Appd.) ..	80.000 (20.000)	—	1.000	8.242	—	—
115.	Upgradation & Modernization of factories. (U/Appd.)	50.000 (30.000)	—	1.000	3.663	—	—
116.	Constn. of Telegraphs house at RP, PE & FA (U/Appd.)	30.000	—	0.500	8.669	—	—
117.	Constn. of staff qtrs. & provision of welfare amenities for T&T employees. (U/Appd.)	422.000	—	3.340	64.972	—	—

(Million Rupees)

Sl. No.	Name, Location and Status of the Scheme	Total Cost (F.E.C.)	Estimated Expenditure up to June, 1984	Revised Estimates for 1984-85	Allocation for 1985-86		
					Total ADP	Foreign Exchange Component	
						Own Resources	Foreign Aid
1	2	3	4	5	6	7	8
118.	Replacement of old 75,000 lines of F-1, eqpt. (XIX/84-85) (Appd.)	529.500 (247.500)	—	—	26.557	—	—
119.	Provision of Data Transmission network in Pakistan (U/Appd.)	40.000 (24.000)	—	—	4.762	—	—
120.	Replacement of Jn. cable with PCM system/VF. cable/Radio link in MLII, Ex. area. (Un/Appd.)	50.000 (20.000)	—	0.500	1.374	—	—
121.	Replacement of old unserviceable local cable distribution network in Pakistan (U/App.)	86.700 (33.200)	—	0.500	0.457	—	—
122.	Dormitories for T&T employees and extension of T&T Dte-. General, Building. (U/App.)	120.000	—	1.000	8.242	—	—
123.	Replacement of old & unserviceable Telephone instruments battery sets, A/C Plants, Teleprinters vehicles and other A&P assets in T&T Deptt. (U/App.)	163.560 (52.880)	—	—	6.923	—	—
124.	Replacement of old Coaxial Cable and carrier system Karachi Hyderabad Sukkur Rahimyar Khan Bahawalpur Multan and Sargodha. (U/Appd.)	20.000 (8.380)	—	1.000	4.579	—	—
125.	Consultancy charges for KFW programme (XVII/84-85) (Appd.)	7.600 (5.970)	—	1.500	—	—	—
126.	Provision of Mini Computers. (XXIII/84-85) (Appd.)	0.550	—	—	0.504	—	—
127.	Foreign Exchange Requirements for increasing the investment share of Pakistan in Intelsat. (XXIV/84-85) (Appd.)	5.000 (5.000)	—	5.000	—	—	—
128.	Providing NWD facility at Hala Town Distt. Hyderabad. (XXV/84-85) (App.)	3.340 (1.200)	—	3.340	—	—	—
129.	Providing Twenty-four (24) infeasible rights of use of ccts. in sub-Marine cable. (XXVIII/84-85) (App.)	4.310 (4.310)	—	4.310	1.374	—	—
130.	Replacement of old open wire carrier system in Pakistan. (U/Appd.)	16.500 (9.510)	—	—	1.374	—	—
131.	Installation and expn. of Trunk Exchange by 600 position in 6th Five-Year Plan. (XVIII/84-85) (App.)	44.100 (16.800)	—	—	3.663	—	—
	(Minor Works)						
132.	Minor Works	—	—	35.000	32.069	—	—
	Total (New Schemes)	101.460	453.420	—	—
	Total—T. & T. DEPARTMENT	1560.600	1704.595	400.000	686.830

CIVIL AVIATION AUTHORITY

(205-206)

CIVIL AVIATION AUTHORITY

(Million Rupees)

Sl. No.	Name, Location and Status of the Scheme	Total Cost (F.E.C.)	Estimated Expenditure up to June, 1984	Revised Estimates for 1984-85	Allocation for 1985-86			
					Total ADP	Foreign Exchange Component		
						Own Resources	Foreign Aid	
1	2	3	4	5	6	7	8	
PUBLIC SECTOR FINANCING								
BANNU :								
<i>(On-going)</i>								
1.	Establishment of Basic Aero-Drome Facilities. (Approved for 26531).	27.973 (1.446)	16.500	—	10.084	—	—	
2.	Development of CATI Phase-II (Revised Original Rs. 22,565).	32.491 (32.491)	—	8.085	1.900	—	1,900	
FAISALABAD :								
3.	Strengthening of Runway for Airbus Operations (Approved for 66572).	67.500	—	20.000	29.616	—	—	
GENERAL :								
4.	Shifting of CAA HQ to Islamabad	5.000	—	5.000	—	—	—	
5.	Short-term consultancy for CAA by ICAO (Original for Rs. 3947).	10.005 10.005	—	0.609	0.100	—	0.100	
6.	Construction of Feeder Services Airports and Improvement of Existing Facilities.	100.000	—	6.652	44.004	—	—	
<i>(New Schemes)</i>								
KARACHI :								
7.	Construction of Apron and Runup Bay In front of PIA Wide Bodied Aircraft Hangar. (App.).	66.492	65.492	1.000	—	—	—	
8.	Re-Construction of Terminal-II	58.654	2.000	—	—	—	—	
KHUZDAR :								
9.	Establishment of Basic Aero-Drome Facilities. (Approved).	27.724	—	3.000	—	—	—	
LAHORE :								
10.	Construction of new Runway and two Aprons for Wide Bodied Aircraft.	174.253 (10.269)	—	61.654	45.997	—	—	
11.	Extension and Improvement of Basic Aerodrome Facilities. (Approved).	27.818	—	5.000	—	—	—	
PESHAWAR :								
12.	Improvement & Expansion of Terminal Building. (Approved for 16259).	16.259	12.259	4.000	—	—	—	
SIBI :								
13.	Establishment of Basic Aero-Drome Facilities Feeder Service only.	8.022	—	5.000	—	—	—	
TURBAT :								
14.	Strengthening of Runway and Improvement of Existing Facilities.	10.000	—	5.000	—	—	—	
15.	Establishment Flight Instructor School ..	8.346 (7.230)	—	—	0.097	—	—	
16.	Assistance for Establishment of Airport Engineering Organization CAA.	8.243 (7.619)	—	—	0.097	—	—	
17.	Manpower Development and Training Master Plan.	7.306 (6.264).	—	—	0.097	—	—	
<i>(New Schemes)</i>								
CATI :								
18.	Expansion of CATI to meet the Regional Advanced Specialized Training Needs.	15.000 (15.000)	—	—	0.097	—	—	
Total—CIVIL AVIATION AUTHORITY					120.000	132.089	—	2.000

PAKISTAN BROADCASTING CORPORATION

(209-210)

PAKISTAN BROADCASTING CORPORATION

(Million Rupees)

Sl. No.	Name, Location and Status of the Scheme	Total Cost (F.E.C.)	Estimated Expenditure up to June, 1984	Revised Estimates for 1984-85	Allocation for 1985-86		
					Total ADP	Foreign Exchange Component	
						Own Resources	Foreign Aid
1	2	3	4	5	6	7	8
1.	Broadcasting House Islamabad. (App.) ..	O. 75.675 R. 97.100 (14.076)	90.912	0.417	0.876	—	—
2.	300 KW MW transmitter & Broadcasting House, Kuzdar. (App.)	O. 53.975 R. 77.007 (11.068)	43.797	12.934	7.368	—	—
3.	Broadcasting House Peshawar. (App.) ..	31.640 (4.100)	28.336	3.300	0.263	—	—
4.	100 KW MW transmitter & Broadcasting House Khairpur. (App.)	32.174 (3.847)	29.792	1.225	0.828	—	—
5.	300 KW MW transmitter, Peshawar. (App.) ..	38.752 (11.045)	38.461	—	0.220	—	—
6.	Replacement of damaged aerial system at HPT, Rewat. (App.)	29.800 (16.890)	—	1.750	4.820	16.890	—
7.	Modification of transmitters by PBC. (App.) ..	3.500 (1.500)	—	3.850	1.576	1.000	—
8.	Housing scheme for PBC employees. (App.) ..	19.484 (—)	6.918	2.949	2.629	—	—
9.	Broadcasting House, Karachi. (Un-app.) ..	44.644 (4.057)	1.000	0.500	1.754	2.000	—
10.	100 KW MW transmitter, Peshawar. (App.) ..	33.703 (4.539)	—	—	1.754	1.000	—
11.	10 KW MW transmitter and Broadcasting House, Faisalabad. (App.)	10.561 (0.456)	—	1.000	2.848	0.450	—
12.	10 KW MW transmitter House, Loralai. (App.)	21.999 (1.946)	—	—	1.753	1.000	—
13.	10 KW MW transmitter & Broadcasting House, Zhob. (App.)	28.362 (2.936)	—	—	1.753	1.000	—
14.	10 KW MW transmitter and Broadcasting House, Gilgit. (App.)	18.302 (2.036)	—	—	1.753	0.749	—
15.	Balancing & Modernization of equipment (Phase-II). (App.)	19.990 (6.200)	—	0.500	2.629	2.689	—
16.	Village broadcaster (Abbottabad & Sibi). (App.)	14.967 (0.020)	5.619	1.000	2.629	—	—
17.	Extension of Studio Office Block at B. H. Bahawalpur. (App.)	2.700 (0.112)	—	—	0.439	0.112	—
18.	10 KW MW transmitter, Skerdu. (App.) ..	15.502 (1.887)	10.480	—	0.439	—	—
19.	Additional Security works. (App.) ..	4.633	4.077	—	0.526	—	—
20.	Modernization of equipment (Phase-II). (App.)	15.370 (6.742)	17.233	—	0.021	—	—
21.	Barbed wire fence at HPT, Peshawar. (App.)	0.253 (—)	—	—	0.230	—	—
22.	2 x 250 KW SW transmitter, Islamabad. (App.)	29.248 (15.785)	21.636	—	0.088	—	—
23.	2 x 100 KW SW transmitters, Islamabad. (App.)	20.078 (11.210)	13.458	—	0.088	—	—
Total (PBC)				29.425*	37.284	26.890	—

*Rs. 3.3 million spent on the scheme " Modification of 1000 KW MW transmitter " Islamabad has been accounted in the R.E. 1984-85.

29-425

PAKISTAN TELEVISION CORPORATION

(213-214)

PAKISTAN TELEVISION CORPORATION

(Million Rupees)

Sl. No.	Name, Location and Status of the Scheme	Total Cost (F.E.C.)	Estimated Expenditure up to June, 1984	Revised Estimates for 1984-85	Allocation for 1985-86		
					Total ADP	Foreign Exchange Component	
						Own Resources	Foreign Aid
1	2	3	4	5	6	7	8
1.	Television Centre, Islamabad. (App.) ..	393·909 (107·417)	248·735	30·000	36·000	20·250	—
2.	Television Centre, Karachi. (App.) ..	178·876 (64·955)	143·313	10·783	6·000	3·000	—
3.	Television Centre, Lahore. (App.) ..	172·114 (66·171)	126·095	21·000	9·142	4·000	—
4.	Television Centre, Quetta. (App.) ..	207·568 (72·014)	162·615	9·000	4·561	—	—
5.	Television Centre, Peshawar. (App.) ..	194·804 (60·124)	120·393	7·000	6·755	1·530	—
6.	PTV training Academy. (App.) ..	33·900 (12·800)	7·534	10·000	6·514	—	—
7.	Malakand re-broadcast Centre. (App.) ..	23·610 (6·565)	—	1·000	9·065	7·500	—
8.	Tando Allah Yar re-broadcast Centre. (App.) ..	26·350 (6·573)	—	1·000	6·490	6·500	—
9.	Quetta-Kalat Super High Frequency Link. (App.) ..	21·590 (5·475)	0·250	1·000	5·790	5·500	—
10.	Cherat-Razmak Super High Frequency Link. (App.) ..	16·500 (5·800)	—	1·000	6·260	5·800	—
11.	Quetta-Pishin Super High Frequency Link. (App.) ..	18·705 (4·900)	13·000	—	5·442	0·920	—
12.	Second Channel	—	—	—	9·500	—	—
Total (PTVC)		92·783*	111·519	55·000	—

*Rs. 1 million spent on the scheme "Quetta-Kalat S.H.F. Links" has been accounted in the R.E. 1984-85.

138. *ngung*

37·284
111·519
—————
3

**D. PROGRAMME OF SPECIAL
AREAS**

(217-218)

AZAD KASHMIR

(219-220)

AZAD KASHMIR

(Abstract)

(Million Rupees)

Sl. No.	Sector	Total ADP 1985-86	Foreign Exchange Component		
			Total	Own Resources	Foreign Aid
1.	Agriculture	66.900	10.000	—	10.000
2.	Industry	14.107	—	—	—
3.	Minerals	6.410	—	—	—
4.	Water	7.136	—	—	—
5.	Power	128.450	—	—	—
6.	Transport and Communications	127.557	—	—	—
7.	Physical Planning and Housing	51.736	—	—	—
8.	Rural Development	39.248	—	—	—
9.	Education	49.060	—	—	—
10.	Health	44.600	—	—	—
Total (Azad Kashmir)		535.204	30.000	20.000	10.000

(221-222)

*Allocation has been enhanced to Rs. 580 million through supplementary grant of Rs. 45 million.

AZAD KASHMIR

(Million Rupees)

Sl. No.	Name, Location and Status of the Scheme	Total Cost (F.E.C.)	Estimated Expenditure up to June, 1984	Revised Estimates for 1984-85	Allocation for 1985-86		
					Total ADP	Foreign Exchange Component	
						Own Resources	Foreign Aid
1	2	3	4	5	6	7	8
AGRICULTURE							
(a) Crop Husbandry							
<i>(On-Going Schemes)</i>							
1.	Strengthening of Agri. Extension Service in A.K. (to be revised)						
	Original	9.710					
	Revised	26.000	6.399	3.411	2.500	—	—
2.	Constt. of Input Godowns in A.K. (to be revised)						
	Original	7.285					
	Revised	12.000	4.160	3.125	2.500	—	—
3.	Procurement and Distribution of Chemical Fertilizer in A. K.	17.792	2.200	3.000	2.500	—	—
4.	Control of Codling Moth in A. K.	8.678	2.099	0.700	1.252	—	—
5.	Acquisition of Plant Protection Material in A.K. (to be revised)	9.600	2.051	1.342	0.600	—	—
6.	Procurement and distribution of improved seeds in A. K.	1.653	1.395	0.258	0.248	—	—
7.	Horticulture Dev. Programme in A. K. ..	11.800	—	1.616	2.000	—	—
8.	Expansion of Veg. and Vegetable Seed Production in A. K.	10.300	—	1.500	2.000	—	—
9.	Constt. of Agri. Directorate	2.137	1.589	0.548	—	—	—
	Total (On-going) ..			15.500	13.600	—	—
<i>(New Schemes Un-App.)</i>							
10.	Setting up of Farm Mechanization in A. K. (to be revised)	18.700 (5.590)	—	0.100	3.500	—	—
11.	Cereal Crop Improvement and Production in A.K.	9.709	—	—	1.500	—	—
	Total (New) ..			0.100	5.000	—	—
	Total (Crop Husbandry) ..			15.600	18.600	—	—
(b) Integrated Hill Farming Dev. Project							
<i>(i) AGRICULTURE COMPONENT (App.)</i>							
12.	Agronomic activities	12.847 (4.034)	—	1.615	3.416	—	1.560 (Credit 1461 Pak.)
13.	Apple Programme	7.734 (0.844)	—	1.765	1.614	—	0.260

(Million Rupees)

Sl. No.	Name, Location and Status of the Scheme	Total Cost (F.E.C.)	Estimated Expenditure up to June, 1984	Revised Estimates for 1984-85	Allocation for 1985-86		
					Total ADP	Foreign Exchange Component	
						Own Resources	Foreign Aid
1	2	3	4	5	6	7	8
14.	Input Distribution	5.555 (0.124)	—	0.823	2.763	—	—
15.	Extension Service	61.436 (0.361)	—	3.154	27.625	—	—
Total (i) ..				7.357	35.418	—	1.820
(ii) LIVESTOCK COMPONENT (App.).							
16.	Animal Health	9.944 (1.486)	—	1.939	2.018	—	—
17.	Livestock Dev. Centre	28.976 (1.144)	—	1.795	8.368	—	—
Total (ii) ..				3.734	10.386	—	—
(iii) FOREST COMPONENT (App.).							
18.	Forestry Tree Plantation	110.866 (4.354)	—	7.004	16.775	—	1.560
19.	Forestry Seed Centre	6.867 (0.594)	—	0.802	2.719	—	—
20.	Forestry Research	3.663	—	0.637	0.816	—	—
21.	Soil Conservation	17.026 (0.124)	—	0.677	3.471	—	—
22.	Forestry Training	1.737 (1.026)	—	—	0.823	—	0.520
Total (iii) ..				9.120	24.604	—	2.080
(iv) PUBLIC WORKS COMPONENT (App.).							
23.	Rural Roads	68.509 (0.839)	—	4.137	42.359	—	—
Total (iv) ..				4.137	42.359	—	—
(v) PROJECT MANAGEMENT (App.).							
24.	Project Coordination Unit	16.918 (4.238)	—	1.529	3.605	—	—
25.	Land Use Planning Unit	6.564 (0.359)	—	0.873	0.957	—	—
Total (v) ..				2.402	4.562	—	—
Total (Integrated Hill Farming Dev. Project) ..				26.750	117.329	—	3.900
(C) Animal Husbandry:							
(On-going Schemes)							
26.	Providing Education and Training Facilities to Animal Husbandry Staff. (App.).	0.242	0.165	0.046	0.031	—	—
27.	Improvement & Expansion of Existing Veterinary Dispensaries & 1st aid Centres in A. K. (App.).	7.760	5.500	1.860	0.400	—	—

(Million Rupees)

Sl. No.	Name, Location and Status of the Scheme	Total Cost (F.E.C.)	Estimated Expenditure up to June, 1984	Revised Estimates for 1984-85	Allocation for 1985-86		
					Total ADP	Foreign Exchange Component	
						Own Resources	Foreign Aid
1	2	3	4	5	6	7	8
28.	Coordinated Research Programme for the Utilization of Un-conventional Feed Resources in A.K. (App.).	0.161	0.113	0.048	—	—	—
29.	Improvement of Cattle Breed by Artificial Insemination with the Assistance of UNDP/FAO (App.)	2.509 (1.935)	0.213	1.000	1.296	—	—
30.	Promotion of Poultry Production in Private Sector	8.084	0.100	1.000	2.000	—	—
31.	Prevention & Control of Contagious Diseases in Livestock and Poultry in A. K.	13.800	0.650	3.500	4.000	—	—
Total (On-going) ..				7.454	7.727	—	—
32.	Block Provision for New Schemes (Un-App.)...	11.225	—	—	1.273	—	—
Total (New) ..				—	1.273	—	—
Total (Animal Husbandry) ..				7.454	9.000	—	—
(d) FORESTRY :							
<i>(On-going Schemes)</i>							
33.	Reforestation of Blanks in A. K.	43.485	11.675	8.100	8.600	—	—
34.	Forest Nurseries in A. K.	18.741	—	2.981	3.500	—	—
35.	Integrated Land Management in Distt. M'abad						
	Original Local	5.651	3.637	2.743	1.500	—	1.476
	W.F.P.	3.033					
	German	1.353					
		10.037					
	Revised Local	9.057					
	W.F.P. German	5.271					
		14.328					
36.	Integrated Land Management in Distt. Poonch						
	Original Local	4.283	1.468	0.382	1.900	—	1.688
	W.F.P.	2.512					
	German	2.593					
		9.388					
	Original Local	6.323					
	W.F.P. & German	5.516					
		11.839					
37.	Integrated land Management in Distt. Kotli.						
	Original Local	5.764	2.305	0.661	2.800	..	2.511
	W.F.P.	3.807					
	German	4.032					
		13.603					

(Million Rupees)

Sl. No.	Names, Location and Status of the Scheme	Total Cost (F.E.C.)	Estimated Expenditure up to June, 1984	Revised Estimates for 1984-85	Allocation for 1985-86		
					Total ADP	Foreign Exchange Component	Foreign Aid
1	2	3	4	5	6	7	8
	Revised Local	8.796					
	W.F.P. & German	8.454					
		17.250					
38.	Demarcation of Forest in A. K.	24.480	3.945	1.500	4.000	—	—
39.	Training of Forest Officers	1.222					
	Original	1.827	0.312	0.350	0.475	—	—
	Revised						
40.	Preservation & Dev. of Wildlife in A. K.	4.039	1.906	0.870	1.263	—	—
41.	Renovation of Forest Rest Houses in A.K.	4.500	1.180	0.854	0.890	—	—
42.	Dev. of Pasture Land in A. K.						
	A. K. Govt.	6.366	—	0.550	1.510	—	—
	PARC	6.255					
	Total	12.621					
43.	Dev. of Tourism in A. K.	9.992	7.797	1.564	0.631	—	—
44.	Accommodation for Subordinate Staff	14.535	7.262	2.825	2.000	—	—
45.	Watershed Management in Chinab Basin	7.930	6.120	1.810	—	—	—
46.	Training of Daura Sokasan Nullah	4.091	3.689	0.402	—	—	—
47.	Dev. of Trout in A. K.	2.573	2.210	0.363	—	—	—
48.	Protection of Forest from Fire in A. K.	1.086					
	O.	1.086					
	R.	1.108	0.863	0.245	—	—	—
	Total (On-going)			26.200	29.069	—	5.675
<i>New Schemes (Un-Approved) :</i>							
49.	Watershed Management in Bhimber Sub-Div.	8.441	—	—	2.304	—	—
50.	Protection & Dev. of in-land Fish resources in A. K.	9.899	—	—	0.900	—	—
51.	Protection of Forest from fire in A. K.	10.000	—	—	0.500	—	—
52.	Establishment of Mini Zoo, Wildlife Museum & Aquarium in Mzd	9.310	—	—	0.891	—	—
	Total (New)				4.595	—	—
	Total (Forestry)			26.200	33.664	—	5.675
	Less-shortfall				8.100	—	—
	Total (Agriculture)			76.004	66.900	—	10.000
INDUSTRIES							
(a) Industries Department							
<i>(On-going Schemes)</i>							
53.	Setting up of Industrial Estate at Bhimber (Revised)	13.168	10.500	1.965	0.703	—	—
54.	Preparation of Feasibility Reports, Investment Schedules Briefs, Conducting of raw material and Marketing Survey etc.	0.914	0.240	0.010	0.200	—	—

(Million Rupees)

Sl. No.	Name, Location and Status of the Scheme	Total Cost (F.E.C.)	Estimated Expenditure up to June, 1984	Revised Estimates for 1984-85	Allocation for 1985-86			
					Total ADP	Foreign Exchange Component		
						Own Resources	Foreign Aid	
1	2	3	4	5	6	7	8	
55.	Establishment of Mini-Industrial Estate at R'Kot.	4.508	0.850	1.450	1.200	—	—	
56.	Establishment of Mini-Industrial Estate at Kotli	5.301	1.245	0.918	1.200	—	—	
57.	Establishment of Mini-Industrial Estate at Muzaffarabad.	4.222	0.450	1.850	1.500	—	—	
58.	Conversion of existing Industrial Trg. Centre of M'abad, Mirpur & R'Kot into Vocational Training Institutes.	1.651	—	0.585	1.066	—	—	
59.	Setting up of 10 Women Industrial Schools in A. K. (App.).	9.946	3.693	1.500	2.400	—	—	
60.	Setting up of Wood Working, Carving, Wool Weaving Training-cum-Production Centre at Leepa and Authmuqam.	2.861	0.248	0.160	0.500	—	—	
61.	Establishment of Sales Emporiums at Islamabad/R'pindi, Chattar Domel, M'abad Mirpur Kotli, Rawalakot and expansion of existing Emporium at Muzaffarabad.	3.188	0.179	0.350	0.748	—	—	
62.	Production & Plantation of 50 lac Mulberry Plants in A. K.	15.827	1.793	1.565	1.900	—	—	
63.	Dev. of Sericulture Industry in A. K. Original App. Cost :—	4.735						
	Revised App. Cost	9.705 (0.514)	4.588	0.147	0.815	—	—	
64.	Addition of Production Units with the existing Women Industrial Schools/Centres.	2.592	—	—	0.500	—	—	
65.	Conversion of existing six Homes into Schools (New Schemes)	3.436	—	—	0.500	—	—	
66.	Vocation Skill Dev. Programme for Women in A.K. (Un-approved).	0.672	—	—	0.168	—	—	
67.	Government Printing Press Muzaffarabad (Revised) App : Cost	1.667						
	Un-app : Cost	0.515						
	Total Cost	2.182 (0.872)	1.558	0.109	0.515	—	—	
Total—(Industries Department)					10.609	13.915	—	—
(b) AKMIDC : (New Schemes)								
68.	Establishment of Graphite Processing Plant at M'abad, A.K. (Un-App.)	20.000 (5.000)	—	—	1.600	—	—	
69.	Establishment of Gypsum Plaster Plant at M'abad, A.K. (Un-App.).	5.000	—	—	0.100	—	—	
70.	Establishment of Wood Seasoning Plant at M'abad, A.K. (Un-App.).	1.000	—	—	0.100	—	—	
71.	Feasibility study of various industrial units in A.K. (Un-App.).	5.000	—	—	0.100	—	—	
Total—(AKMIDC)					—	1.900	—	—
Less—shortfall					—	1.708	—	—
Total—(Industries)					10.609	14.107	—	—

(Million Rupees)

Sl. No.	Name, Location and Status of the Scheme	Total Cost (F.E.C.)	Estimated Expenditure up to June, 1984	Revised Estimates for 1984-85	Allocation for 1985-86		
					Total ADP	Foreign Exchange Component	
						Own Resources	Foreign Aid
1	2	3	4	5	6	7	8
MINERALS							
AKMIDC							
<i>(On-going Schemes)</i>							
72.	Detailed Geological Investigation of Kotli & Poonch Distts. & feasibility study thereof. (App.)	4.990 (0.750)	4.812	0.178	—	—	—
73.	Detail Investigation of Ruby occurrences in Neelum Valley, A.K. (App.).	3.870 (0.750)	—	1.200	1.670	0.750	—
74.	Dev. of Mica deposit of Neelum Valley, A. K. (App.).	2.270 (0.300)	—	0.767	1.003	0.300	—
75.	Geochemical Prospection of Lamnian-Reshian-Shahkori-Kel Belt, A.K. (App.).	3.500	—	0.755	1.000	—	—
Total (On-going) ..				2.900	3.673	1.050	—
<i>(New Schemes)</i>							
76.	Mineral Appraisal Survey of A.K. Collaboratory Project of AKMIDC—GSP. (Un-App.).	9.650 4.720 (0.600)	—	1.000	0.912	—	—
77.	Pre-investment feasibility study of Mohriwali Patlepani Graphite deposit for high grade graphite (Un-App.).	1.100 (0.200)	—	0.100	1.000	—	—
78.	Mining feasibility study of Graphite deposits of Shonther Valley A.K. (Un-App.).	1.000 (0.100)	—	—	0.700	—	—
79.	Exploitation of Graphite deposits of Shonther Valley A.K. (Un-App.).	10.000 (5.000)	—	—	0.100	—	—
80.	Exploitation of Gypsum deposits of M'Abad. (Un-App.).	5.000 (1.500)	—	—	0.100	—	—
81.	Evaluation of Coal deposits of Distt. Kotli & M'abad A.K. (Un-app.).	5.000 (2.000)	—	—	0.500	—	—
82.	Modernization of Mineral Testing Laboratory M'abad A.K. (Un-App.).	5.000 (1.000)	—	0.100	0.100	—	—
83.	Block Provision of new exploration/exploitation schemes. (Un-App.).	10.000 (1.000)	—	—	0.100	—	—
Less—shortfall				—	0.775	—	—
Total (Minerals) ..				4.100	6.410	—	—
WATER :							
<i>(On-going Schemes)</i>							
84.	Kheri Irrigation Scheme Mirpur (Revised scheme O. submitted to ECNEC).	18.000 R. 57.600	6.900	5.200	5.900	—	—
Total (On-going) ...				5.200	6.900	—	—
<i>(New Schemes)</i>							
85.	Commissioning of Tubewells in Chamb area ..	5.000	—	—	0.500	—	—
86.	Preparation of feasibility reports of Andral/Dudyal, Tain Mandhol elec. PC-II.	3.000	—	0.500	0.600	—	—
Total (New Schemes) ...				0.500	1.100	—	—
Less—shortfall				—	0.864	—	—
Total (Water) ..				5.700	7.136	—	—

(Million Rupees)

Sl. No.	Name, Location and Status of the Scheme	Total Cost (F.E.C.)	Estimated Expenditure up to June, 1984	Revised Estimates for 1984-85	Allocation for 1985-86		
					Total ADP	Foreign Exchange Component	
						Own Resources	Foreign Aid
1	2	3	4	5	6	7	8
POWER							
<i>(On-going Schemes)</i>							
87.	Electrification of Rural Areas in AK. Phase-II (PC-I) Un-App. (Recommended to ECNEC.	1033.086 (80.652)	72.612	96.033	137.500	5.000	—
88.	Supply of Power to Industrial Growth Point Jatli (App. PC-I).	4.033	4.008	0.474	—	—	—
89.	Installation of 200 Khy Hyder station at Kel. App. PC-I (App. cost 4.960—1.466 cost of machinery) net cost.	3.494	—	3.272	0.222	—	—
90.	Investigation of small Hydel Stations in AK. O. App. PC-II.	3.180	3.161	0.479	—	—	—
		R. 3.640					
	Total (on-going) ..			100.258	137.722	5.000	—
<i>New Schemes (Un-approved)</i>							
91.	Estt. of Hydel Station at Kundal Shahi ..	30.000 (15.000)	—	—	6.000	2.000	—
92.	Preparation of Master Plan for Small Hydel Stations in A.K.	15.000	—	—	0.278	—	—
	Total (New) ..			—	6.278	2.000	—
	Less—shortfall ..			—	15.550	—	—
	Total (Power) ..			100.258	128.450	7.000	—
TRANSPORT AND COMMUNICATIONS							
<i>(a) Roads</i>							
<i>(On-going Schemes)</i>							
33.	Imp. and Met. of Kohala M'abad road 20 miles. (Un-approved).	9.9033 R. 80.000	9.306	4.000	4.000	—	—
94.	Imp. & Met. of Kotli Pallandri road 0-5 and 26 (to 30 miles.)	10.000	8.000	3.149	—	—	—
95.	Met. of Bhimber Samani-Pirgali road (0-10 mile)	8.650	8.249	1.628	—	—	—
96.	Imp. & Met of Chattar Kalass Rangla road (0-10) mile.	8.000	8.077	1.123	—	—	—
97.	Imp. & Met. of Chattar Kalass Garhi Dupatta road (0-13 mile).	10.000	9.544	1.761	—	—	—
98.	Imp. & Met. of Dudhal Siakh road (9 miles)	8.969	5.659	2.000	1.310	—	—
99.	Imp. & Met. of Kotli-Nikyal road (0.13 miles)	90.000	8.600	1.900	—	—	—
100.	Imp. & Met. of Kotli (Nikyal cross) to hot spring Sehra road (0.10 miles.)	9.000	9.271	1.079	—	—	—
101.	Imp. & Met. of Jona Charohi by pass road (length 10 mile.)	11.565	0.794	1.000	3.000	—	—
102.	Imp. & B/toping of existing road from Neelum bridge to domel bridge M'abad.	6.054	5.453	0.502	—	—	—
	Comp. cost.	5.955					

(Million Rupees)

Sl. No.	Name, Location and Status of the Scheme	Total Cost (F.E.C.)	Estimated Expenditure up to June, 1984	Revised Estimates for 1984-85	Allocation for 1985-86		
					Total ADP	Foreign Exchange Component	
						Own Resources	Foreign Aid
1	2	3	4	5	6	7	8
103.	Imp. of existing single lane metalled road to double lane metalled road from brigade HQ to R'Kote (10-30 miles).	15.000	1.187	1.500	2.000	—	—
104.	Imp. of existing single lane metalled road to double lane metalled road from Mirpur to Chedian (5-18 miles).	12.730	—	0.100	2.000	—	—
105.	Imp. of existing Mirpur Plak single lane metalled road to double lane metalled road from MP Check Post Mirpur to Akalgarh (length 17.32 miles).	15.950	—	0.005	1.000	—	—
106.	Imp. & Met. of Bhimber Samani Pirgali road (12 miles.)	17.817	—	10.000	7.817	—	—
107.	Imp. & Met. of Kotli Tatapani Sehra road (6 mile.)	10.200	—	0.500	5.000	—	—
108.	Imp. & Met. of Kotli Nikyal road (9 miles. (14 to 22 miles).	11.500	—	0.500	4.000	—	—
109.	Imp. & Met. of Kotli Pallandri road (10.5 miles 6-15.5 upto Tahlia.)	17.300	—	1.000	4.000	—	—
110.	Imp. & Met. of Chattar Kalas Hans Chowki Ranga road 11 miles (11-21 mile).	14.833	—	1.200	3.000	—	—
111.	Imp. & Met. of Chattar Kalas Garhi Dupatta road (9 miles).	12.500	—	0.005	3.000	—	—
112.	Imp. & Met of Dawarandi Abbaspur road (0-16 mile).	15.936	—	3.000	3.000	—	—
113.	Imp. & Met of Abbaspur Kahutta road (15 miles 17-21 and 32.41 miles).	15.751	—	0.500	3.000	—	—
114.	Imp. Met. & Surfacing of Lasdana Mohammadi Gali road (Revised Approved).	9.409	—	0.400	4.000	—	—
115.	Imp. & Met. of road from Gilrs High School to Polytechnic Institute, R. Kote.	2.894	—	—	2.000	—	—
116.	Mett. & carpetting of Jooria Athmuqam road (Neelum Valley) Length 12.25 Miles.	10.660	—	0.005	4.000	—	—
117.	Imp. of Ghaziabad-Minhasa road (Length 23 miles.)	12.000	6.135	2.000	3.865	—	—
118.	Constt. of Azad Pattan R'Kot Fair Weather road (17 miles)	28.409	—	0.400	4.000	—	—
119.	Constt. of road Dudyal to Kathar (length 7.47 miles).	15.112	—	0.400	5.000	—	—
120.	Constt. of Fair-Weather road from Reshian to Leepa via Shergali-Length (14.38 miles).	19.235	—	0.400	3.000	—	—
121.	Survey of roads in A.K. PC-II.	0.600	0.116	0.100	0.150	—	—
122.	Constt. of by-pass road at Muzaffarabad	6.250	1.700	1.000	2.500	—	—
123.	Constt. of Rawalakot by pass road 2.05 miles (Rev. App.).	4.342	3.365	0.972	0.005	—	—
124.	Constt. of bye-pass road Penjeri (Distt. Mirpur)	4.330	0.864	1.300	2.166	—	—
125.	Bus Stand link road from Rawalakot Khaigala road.	2.020	1.832	0.200	0.100	—	—

(Million Rupees)

Sl. No.	Name, Location and Status of the Scheme	Total Cost (F.E.C.)	Estimated Expenditure up to June, 1984	Revised Estimates for 1984-85	Allocation for 1985-86			
					Total ADP	Foreign Exchange Component		
						Own Resources	Foreign Aid	
1	2	3	4	5	6	7	8	
126.	Protection of land slides in Muzaffarabad Distt. A.K.	4.169	1.393	1.000	1.776	—	—	
127.	Purchase of road making machinery and transport for A.K. roads, Phase-II (Rev. App.).	19.819 (11.812)	12.265	1.691	5.863	1.812	—	
128.	Setting up of material testing laboratory at M'abad. (Rev.-App.)	2.762 (0.604)	—	0.100	2.662	0.604	—	
(F.W.O.)								
129.	Imp. Met. of M'abad, Authmuqam-Nauseri Sharda Road.	200.000	194.299	28.650	4.000	—	—	
Total (On-going)				..	72.070	91.214	2.416	—
[New Schemes (Un-App.)]								
130.	Block Provision for 4 Districts in Azad Kashmir	32.000	—	0.005	1.439	—	—	
131.	Improvement and Metalling of Muzaffarabad-Bazar (one mile).	7.334	—	0.202	5.000	—	—	
132.	Improvement and metalling of road from Chowki to Pargali, District Mirpur (length 16 miles).	28.618	—	—	4.000	—	—	
133.	Improvement and metalling of Kotli-Pallandri road from mile No. 15.5 (Tahlian) upto mile No. 25 (length 9.5 miles).	17.000	—	—	2.000	—	—	
Total (New)				..	0.207	12.439	—	—
Total (Roads)				..	72.277	103.653	2.416	—
(b) Bridges								
[On-going Schemes (Approved.)]								
134.	Feasibility Studies and designing of Major Bridges in A.K.	1.420	0.869	0.168	0.383	—	—	
135.	Feasibility Studies and designing of Major Bridges in A.K. (Phase II).	6.310	—	0.300	3.000	—	—	
136.	Reconstruction of 8 No. existing bridges Original on K.G.K. road. Rev. under Approval.	1.931 3.500	0.922	1.000	1.578	—	—	
137.	Constt. of bridge on Kahori-Rajpayan road. Rev. under Approval	1.949 4.019	—	0.005	2.000	—	—	
138.	Constt. of RCC bridge over River Jhelum at Domel (Rev. App.).	20.095	15.360	4.566	0.169	—	—	

(Million Rupees)

Sl. No.	Name, Location and Status of the Scheme	Total Cost (F.E.C.)	Estimated Expenditure up to June, 1984	Revised Estimates for 1984-85	Allocation for 1985-86		
					Total ADP	Foreign Exchange Component	
						Own Resources	Foreign Aid
1	2	3	4	5	6	7	8
139.	Bridge over River Jhelum at Garhi Dupatta. Rev. Appd. Rev. Un-app.	17.259 18.696	14.765	2.494	1.437	—	—
140.	Constt. of RCC prestressed bridge over River Jhelum at Azad Pattan. Rev. App.	17.882	11.297	5.085	1.500	—	—
141.	Constt. of suspension bridge over River Jhelum at Dhan-gali, Distt. Mirpur. Rev. App.	5.655	2.366	3.289	—	—	—
142.	Purchase of 400 span Baily bridge equipment.	3.300	3.500	0.290	—	—	—
143.	Constt. of suspension bridge at Degar over River Poonch Distt. Kotli.	1.503	0.853	0.650	—	—	—
144.	Constt. 3 Re-constt. of bridges and culverts on Azad Pattan-Pallandri-Hajira Road.	10.032	—	2.000	6.000	—	—
145.	Constt. of Wooden Struttred bridge at Mendri O. Nullah, Distt. Poonch (Revised Un-app.). R.	1.037 1.500	—	— 0.944	0.093 0.463 0.556	—	—
146.	Constt. of RCC bridges over Ghaziabad-Arja-Bagh Road.	18.082	—	1.260	7.000	—	—
Total (On-going) ..				22.051	23.623	—	—
[New Schemes (Un-app.)]							
147.	Constt. of Major bridges on Kotli-Sarsawa-Pallandri road on Nullah Pallandri-Sarsawa-Panjera-Sehra.	28.312	—	0.005	5.000	—	—
148.	Constt. of RCC bridge over River Neelum at Kahori.	13.569	—	0.005	0.005	—	—
149.	Constt. of RCC bridge over Nullah Abbaspur on Dawarandi Abbaspur Road.	22.500	—	0.010	3.000	—	—
Total (New) ..				0.020	8.005	—	—
Total (Bridges) ..				22.071	31.628	—	—
(c) Airports							
(On-going Schemes)							
150.	Acquisition of land for Airport at Mera Kalan, Muzaffarabad (AK).	14.573	—	15.500	—	—	—
151.	Acquisition of land for Airport at Dhamni R'Kot., A.K.	12.031	—	9.300	2.731	—	—
152.	Constt. of access road to Airport at Mera Kalan, M'abad.	6.746	—	2.546	4.200	—	—
153.	Constt. of access road to Airport at Dhamni Rawalakot, A.K.	1.199	—	0.406	0.793	—	—
Total (Airports) ..				27.752	7.724	—	—
Less-shortfall ..				—	15.443	—	—
Total (Transport and Communications) ..				122.100	127.557	—	—

Sl. No.	Name, Location and Status of the Scheme	Total Cost (F.E.C.)	Estimated Expenditure up to June, 1984	Revised Estimates for 1984-85	Allocation for 1985-86		
					Total ADP	Foreign Exchange Component	
						Own Resources	Foreign Aid
1	2	3	4	5	6	7	8
PHYSICAL PLANNING & HOUSING							
(a) Public Health Engineering							
<i>(On-going Approved Schemes)</i>							
154.	Provision of drinking water Supply to towns in A.K. (4 Districts PC-II.) (Re-Rev.)	1.950	1.856	0.047	0.047	—	—
155.	Water Supply Test Tubewells in A.K. (PC-II) ..	4.213	0.920	3.093	0.200	—	—
156.	Water Supply Test Tubewells at Bhimber. (PC-II)	0.550	0.459	0.091	—	—	—
157.	Greater Water Supply Scheme Muzaffarabad O. (Rev. Un-approved.)	63.334 145.854 (24.366)	33.147	10.362	15.391	5.000	—
158.	Water Supply Scheme, Kotli .. (Rev. Un-approved)	O— 6.515 R— 10.000	6.569	0.005	2.000	—	—
159.	Augmentation of Water Supply to Bhimber Town from Bhring Tube Well. (Revised). (App.)	8.400	6.299	0.400	1.701	—	—
160.	Water Supply Scheme Hattian Bala, Distt. M'abad. (Rev. Un-App.)	O— 1.381 R— 2.234	0.666	0.667	0.901	—	—
161.	Imp. & extension of existing Water supply system Bagh, District Poonch.	2.629	1.209	1.420	—	—	—
162.	Interim Water Supply Scheme, Rawalakot ..	4.412	2.659	1.434	0.319	—	—
163.	Purchase of 3 Nos. Water Tankers for Azad Kashmir P.W.D.	1.196	—	—	1.196	—	—
Total (On-going) ..				17.519	21.755	5.000	—
<i>(New Schemes)</i>							
164.	Consultancy Services for preparation of scheme Greater Water Supply, Sewerage and Storm Water drainage, Kotli (PC-II.)	2.525	—	0.250	0.800	—	—
165.	Consultancy services for preparation of scheme "Greater Water Supply, Sewerage and Storm Water Drainage Rawalakot. (PC-II.)	2.460	—	0.250	0.800	—	—
166.	Consultancy Services for preparation of Scheme "Sewerage and Storm Water Drainage Muzaffarabad. (P C-II.)	2.500	—	0.100	0.800	—	—
Total (New) ..				0.600	2.400	—	—
Total (Public Health Engineering) ..				18.119	24.155	5.000	—
(b) Government Servants Housing							
<i>(On-going Approved Schemes)</i>							
167.	Architectural Planning and Detailed estimates of Govt. Offices and Administrative Buildings. PC-II (Rev. App.)	1.200	0.877	0.162	0.161	—	—
168.	Constt. of Assembly Hall and MLA Hostel at Mabad.	17.500	15.278	2.121	0.101	—	—

(Million Rupees)

Sl. No.	Name, Location and Status of the Scheme	Total Cost (F.E.C.)	Estimated Expenditure up to June, 1984	Revised Estimates for 1984-85	Allocation for 1985-86		
					Total ADP	Foreign Exchange Component	
						Own Resources	Foreign Aid
1	2	3	4	5	6	7	8
169.	Constt. of quarters for Gazetted Officers at M'abad. (Revised-App.).	8.455	7.997	0.458	—	—	—
170.	Constt. of Secretariat Complex block No. 2 & 3 at Chatter Domel M'abad. (Rev.-App.).	12.633	11.766	0.865	0.002	—	—
171.	Constt. of High Court Building at Muzaffarabad. (Rev. Un-App.).	O— R— 15.169	4.075	2.500	4.000	—	—
172.	Constt. of Rest House, Bagh (Rev. Un-app.)	O— R— 1.530	0.615	0.112	0.803	—	—
173.	Constt. of Rest House at Kahutta (Distt. Poonch) (Rev. App.).	1.010	0.606	0.404	—	—	—
174.	Constt. of Rest House at Chechan Tehsil Pallandri	0.474	0.212	0.202	—	—	—
	Comp. cost ..	0.414					
175.	Constt. of Rest House at Sudhan Gali. (Rev. Un-app.).	O— R— 1.092	0.223	0.261	0.608	—	—
176.	Constt. of Kashmir House at Islamabad ..	8.844	5.429	2.615	0.800	—	—
177.	Constt. of Rest House at Rawalakot (Dharmasal). (Rev. Un-app.).	O— 1.067 1.523	5.032	1.246	0.245	—	—
178.	Constt. of Jail Building at Kotli	3.000	0.575	1.000	1.425	—	—
179.	Constt. of Police Stations/Posts/Residential Accommodation in A.K. Comp. Cost	11.000 10.358	9.858	0.500	—	—	—
180.	Constt. of Residential and Offices Accommodation for Police Deptt. in A.K. (Phase-II.)	19.490	0.291	1.500	3.000	—	—
181.	Constt. of 49 Nos. Patwar Khana Jat in A.K.	2.410	1.338	0.072	—	—	—
182.	Purchase of land for Govt. Housing Scheme Distt. Muzaffarabad. Comp. Cost	O— 7.310 5.260	4.505	0.255	0.500	—	—
183.	Purchase of land for Govt. Housing Schemes Distt. Poonch.	8.240	6.974	0.118	0.500	—	—
184.	Purchase of land for Govt. use at Lower Chatter, M. abad. (R-app.).	4.878	4.282	0.596	—	—	—
185.	Azad Jammu & Kashmir Secretariat Complex at Chatter Domel M'abad Block No. 4.	8.175	—	0.005	0.800	—	—
186.	Constt. of Govt. Offices for Judicial & Revenue Deptt. at Kotli.	4.319	—	2.000	2.319	—	—
187.	Constt. of Govt. Offices for Judicial & Revenue Deptt. at Distt. Poonch (Rawalakot).	3.585	—	0.500	3.085	—	—
188.	Constt. of 3 Room flats one block of 2 flats (Double Storey) Govt. Housing at M'abad.	2.984	—	0.005	0.900	—	—
189.	Purchase of land for Govt. Housing Scheme Distt. Kotli. (App):	5.430	5.445	—	0.100	—	—
Total. (On-going) ..				18.497	19.349	—	—

(Million Rupees)

Sl. No.	Name, Location and Status of the Scheme	Total Cost (F.E.C.)	Estimated Expenditure up to June, 1984	Revised Estimates for 1984-85	Allocation for 1985-86		
					Total ADP	Foreign Exchange Component	
						Own Resources	Foreign Aid
1	2	3	4	5	6	7	8
<i>(New Schemes)</i>							
190.	Constt. of Govt. Offices at Distt. M'abad AK.	2.200	—	0.003	1.113	—	—
191.	Constt. of Govt. Offices at Distt. Mirpur AK. ..	1.357	—	0.570	0.787	—	—
192.	Constt. of Govt. Residential Qtrs. at Muzaffarabad.	10.766	—	0.400	0.100	—	—
193.	Improvement of Jail Buildings at Mirpur and Muzaffarabad.	2.000	—	0.200	0.500	—	—
194.	Constt. of Distt. Jail at Rawalakot	5.025	—	0.546	0.496	—	—
195.	Addition with Supreme Court, Muzaffarabad ..	1.231	—	—	0.400	—	—
196.	Constt. of Supreme Court Circuit Bench at Mirpur	4.045	—	—	0.100	—	—
197.	Constt. of 4 No. Ministerial Banglows, Category-1 type Qtrs. at Jalalabad.	4.188	—	—	1.000	—	—
198.	Azad Jammu & Kashmir Secretariat Complex at Chatter Domel M'abad Block No. 1.	20.000	—	—	3.000	—	—
Total (New) ..				1.724	7.496	—	—
Total (Govt. Servants Housing) ..				20.221	26.845	—	—

(C) Mirpur Development Authority.*(On-going Approved Schemes)*

199.	Metalling & carpetting of existing Katcha Link Roads Mirpur Town AK i/c drainage Works (length 8.04 miles).	6.076	3.203	1.500	1.000	—	—
200.	Imp : metalling & carpetting of Haul Road Mirpur Town i/c restoration of damaged portion (length 1.75 miles).	7.288	2.300	1.500	0.500	—	—
201.	Widening & carpetting of Allama-Iqbal Road Mirpur Town i/c reconditioning of remaining portion (widening carpetting, metalling length 3.60 miles & reconditioning of remaining portion 1.00 mile).	6.546	1.000	1.500	1.000	—	—
202.	Renovation of existing water supply net work Mirpur (PC—11).	0.263	—	0.145	0.118	—	—
203.	Rehabilitation of existing Sewerage System Mirpur (PC—11).	0.472	—	0.259	0.213	—	—
204.	Development Plan of Mirpur Town Survey & Master Planning for extension & replanning of existing town PC-11	1.224	—	0.096	0.500	—	—
Total (On-going Schemes) ..				5.000	3.331	—	—

(Million Rupees)

Sl. No.	Name, Location and Status of the Scheme	Total Cost (F.E.C.)	Estimated Expenditure up to June, 1984	Revised Estimates for 1984-85	Allocation for 1985-86			
					Total ADP	Foreign Exchange Component		
						Own Resources	Foreign Aid	
1	2	3	4	5	6	7	8	
<i>(New Schemes)</i>								
205.	Renovation of existing Water Supply Network scheme Mirpur.	30.000	—	—	2.000	—	—	
206.	Rehabilitation, Imp; & compl. of existing sewerage system, Mirpur Town.	15.000	—	—	1.500	—	—	
207.	Commissioning of tubewell at Dudyal	2.259	—	—	0.169	—	—	
Total (New Schemes)				—	3.669	—	—	
Total (MDA)				5.000	7.000	—	—	
Less—Shortfall				—	6.254	—	—	
Total ((Physical Planning & Housing)					43.400	51.736	—	—

RURAL DEVELOPMENT

208.	Rural Water Supply (included Health & Sanitation projects).	—	7.691	10.373	11.000	—	—
209.	Roads & Communications	—	8.722	8.504	9.000	—	—
210.	Education	—	7.880	7.900	8.000	—	—
211.	Irrigation	—	0.257	0.426	—	—	—
212.	Soil Conservation	—	0.075	0.020	—	—	—
213.	Phy. Planning & Housing	—	0.599	0.511	0.400	—	—
214.	Renovation of Buildings	—	0.813	2.026	0.600	—	—
215.	Matching Grant (Urban & Rrual Council Projects. (Approved by AKPWD).	—	1.021	2.530	6.000	—	—
216.	Transport	—	—	0.510	0.300	—	—
217.	Machinery & Equipment	—	—	0.043	0.600	—	—
218.	Training Workshop	—	0.150	—	0.100	—	—
219.	Admin : Charges	—	5.800	4.957	3.000	—	—
220.	Special Govt. Directives Projects	—	—	1.500	5.000	—	—
Less—Shortfall				—	4.752	—	—
Total (Rural Development)				37.800	39.248	—	—

EDUCATION

(a) Primary Education

(On-going Schemes)

221.	Training Programme of Primary Teachers. (App : Rs. 2.325)	2.267	2.105	0.162	—	—	—
222.	Provision of equipment to 1755 Primary schools (Approved)	8.398	0.369	2.000	2.000	—	—
Total (Primary Education)				2.162	2.000	—	—

(Million Rupees)

Sl. No.	Name, Location and Status of the Scheme	Total Cost (F.E.C.)	Estimated Expenditure up to June, 1984	Revised Estimates for 1984-85	Allocation for 1985-86			
					Total ADP	Foreign Exchange Component		
						Own Resources	Foreign Aid	
1	2	3	4	5	6	7	8	
(b) Secondary Education								
MIDDLE SCHOOLS								
223.	Constt. of main building and Hostel for NATTC M'abad (Approved Rs. 1.790)	1.767	1.559	0.208	—	—	—	
224.	Constt. of additional rooms and acquisition of land with 23 old Middle schools of Poonch Distt (App.)	6.670	6.100	0.570	—	—	—	
225.	Constt. of additional rooms (3 rooms each) with 29 old Middle Schools.	8.410	7.254	1.156	—	—	—	
226.	Constt : of additional rooms (3 rooms each) with 18 old Middle schools of Mirpur Distt. (App.).	4.955	4.865	0.090	—	—	—	
227.	Constt. of additional rooms (3 rooms each) with 9 old Middle schools of Kotli Distt. (App.)	2.610	2.209	0.401	—	—	—	
228.	Supply of equipment and constt. of workshops for introduction of Agrotechnical subjects in classes VI to VIII (App.).	9.780	4.724	1.524	2.000	—	—	
229.	Constt. of additional rooms (3 rooms each) and acquisition of land with 25 new girls Middle schools of M'abad Distt. (App.).	7.470	0.901	0.600	1.500	—	—	
230.	Constt. of additional rooms (3 rooms each) and acquisition of land with 45 new girls Middle schools of Poonch Distt. (App.)	13.190	0.630	1.100	2.000	—	—	
231.	Constt. of additional rooms (3 rooms each) and acquisition of land with 25 new girls Middle schools of Mirpur Distt. (App.)	7.250	0.450	0.600	1.500	—	—	
232.	Constt. of additional rooms and acquisition of land with 15 new girls Middle schools of Kotli Distt. (App.)	4.350	0.299	0.500	1.200	—	—	
233.	Constt. of additional rooms (3 rooms each) and acquisition of land with 47 boys Middle schools of Poonch Distt : (App.)	13.630	0.810	1.550	2.200	—	—	
234.	Constt. of additional rooms (3 rooms each) and acquisition of land with 32 boys Middle schools of M'abad Distt : (App.)	9.430	1.346	0.900	1.600	—	—	
235.	Constt : of additional rooms (3 rooms each) and acquisition of land with 13 boys Middle schools of Mirpur Distt. (App.).	3.770	0.200	0.500	1.400	—	—	
236.	Constt. of additional rooms (3 rooms each) and acquisition of land with 11 boys Middle schools of Kotli Distt. (App.)	3.190	0.270	0.400	1.200	—	—	
Total (Secondary Education)					10.099	14.600	—	—

(Million Rupees)

Sl. No.	Name, Location and Status of the Scheme	Total Cost (F.E.C.)	Estimated Expenditure up to June, 1984	Revised Estimates for 1984-85	Allocation for 1985-86		
					Total ADP	Foreign Exchange Component	
						Own Resources	Foreign Aid
1	2	3	4	5	6	7	8
(C) High Schools							
237.	Constt. of additional accommodation and provision of equipment to 13 old and 25 new High schools of Mirpur Distt. (App. 9.260)	8.776	8.685	0.091	—	—	—
238.	Provision of additional accommodation and equipment etc. to 12 old and 25 new High schools of Poonch Distt. (App. 9.607).	10.556	9.515	0.441	0.600	—	—
239.	Constt. of additional accommodation and equipment etc. to 9 old and 10 new High schools of M'abad Distt. (App. Rs. 5.840)	6.853	5.386	0.467	1.000	—	—
240.	Acquisition of land with 60 new High schools of AJ&K (App:)	2.930	2.043	0.100	0.787	—	—
241.	Acquisition of land with 34 old High schools (2.520).	3.720	2.400	0.100	0.600	—	—
242.	Constt. of additional rooms with 4 High schools of Kotli Distt. (App. Rs. 1.606).	1.311	1.211	0.100	—	—	—
243.	Constt. of additional rooms with 6 High schools of Mirpur Distt. (App. 2.632).	2.431	2.367	0.064	—	—	—
244.	Provision of equipment to 43 High schools (App: 1.926)	1.840	1.559	0.281	—	—	—
245.	Constt. of additional rooms with 17 High schools of Poonch Distt. (App. 6.707).	7.507	6.650	0.057	0.800	—	—
246.	Constt. of additional rooms with 16 High schools of M'abad Distt. (App. 6.518).	6.720	5.420	0.982	0.318	—	—
247.	Acquisition of land with 40 High schools (App: 0.956)	2.500	1.060	0.100	0.600	—	—
248.	Constt. of buildings, acquisition of land & Provision of equipment for 16 newly raised High schools of Poonch Distt. (App:)	8.288	4.205	0.780	1.500	—	—
249.	Constt. of buildings, acquisition of land and provision of equipment for 10 newly raised High schools of M'abad Distt.	5.313	3.288	0.501	0.800	—	—
250.	Constt. of buildings, acquisition of land and provision of equipment for 15 newly raised High schools of Mirpur Distt. (App.)	7.675	3.741	0.695	1.500	—	—
251.	Constt. of buildings, acquisition of land and provision of equipment for 4 newly raised High schools of Kotli Distt. (App: 2.120)	2.213	1.307	0.400	0.506	—	—
252.	Constt. of additional rooms & acquisition of land with 15 boys High schools of M.abad Distt. (App.)	9.240	1.642	1.400	1.500	—	—
253.	Constt. of additional rooms and acquisition of land with 16 High schools of Kotli Distt. (App).	10.220	1.257	1.100	1.200	—	—
254.	Constt. of additional rooms and acquisition of land with 29 High schools of Poonch Distt. (Approved).	18.120	0.946	1.921	2.000	—	—

(Million Rupees)

Sl. No.	Name, Location and Status of the Scheme	Total Cost (F.E.C.)	Estimated Expenditure up to June, 1984	Revised Estimates for 1984-85	Allocation for 1985-86			
					Total ADP	Foreign Exchange Component		
						Own Resources	Foreign Aid	
1	2	3	4	5	6	7	8	
255.	Constt. of buildings and acquisition of land with 12 new boys High Schools of Mirpur Distt. (App.)	7.410	0.455	0.700	0.909	—	—	
256.	Constt. of buildings and acquisition of land with 13 girls High Schools of AK (App.)	8.300	0.880	1.000	1.200	—	—	
257.	Purchase of equipment and Construction of buildings etc. for D.E.O.'s offices (App.)	1.780	1.118	0.336	0.326	—	—	
Total (High Schools)					11.616	16.146	—	—
(d) College Education								
258.	Construction of buildings acquisition of land etc. with 6 Inter Colleges of Poonch Distt. (App. 5.330)	5.360	3.924	1.436	—	—	—	
259.	Construction of buildings and acquisition of land etc. with 3 Inter Colleges of M'abad Distt. (App. 2.670)	2.306	2.165	0.050	0.091	—	—	
260.	Construction of buildings and acquisition of land etc. with 4 Inter Colleges of Mirpur Distt. (App. 3.946)	3.704	3.004	0.700	—	—	—	
261.	Construction of buildings and acquisition of land etc. with three Inter Colleges of Kotli Distt. (App. 2.6707)	2.999	2.081	0.418	0.500	—	—	
262.	Construction of compound walls with 7 Degree Colleges (App):	4.300	1.730	1.067	1.503	—	—	
263.	Construction of additional accommodation and provision of necessary equipment to existing Degree colleges (App. 6.720)	7.259	5.293	1.366	0.600	—	—	
264.	Construction of building and acquisition of land with Degree college, Dudyal (App.)	4.690	3.027	0.100	1.563	—	—	
265.	Improvement of hostel building and major repairs of existing building of boys college, Rawalakot (App.)	1.072	0.697	0.272	0.103	—	—	
266.	Construction of buildings, acquisition of land and provision of equipment to three Girls colleges (App. 8.960)	8.795	8.324	0.471	—	—	—	
267.	Constt. of buildings and acquisition of land etc. with girls degree college, Kotli. (App. 2.000).	6.400	1.616	0.627	1.200	—	—	
268.	Acquisition of land and Constt. of buildings etc. for 5 Inter Colleges of Kotli Distt. (App.).	8.680	0.304	0.900	1.200	—	—	
269.	Acquisition of land and constt. of buildings etc. with 5 Inter Colleges of Mirpur Distt. (App.).	7.325	0.987	0.900	1.200	—	—	
270.	Acquisition of land and Constt. of buildings etc. for 8 Inter Colleges of M'abad Distt. (App.).	11.450	0.675	0.950	1.500	—	—	

(Million Rupees)

Sl. No.	Name, Location and Status of the Scheme	Total Cost (F.E.C.)	Estimated Expenditure up to June, 1984	Revised Estimates for 1984-85	Allocation for 1985-86			
					Total ADP	Foreign Exchange Component		
						Own Resources	Foreign Aid	
1	2	3	4	5	6	7	8	
271.	Acquisition of land and Constt. of buildings etc. for 9 Inter Colleges of Poonch Distt. (App.).	14.970	0.518	1.102	1.600	—	—	
272.	Consolidation and improvement of Physical facilities to 6 Inter Colleges bifurcated from the University.	15.394	2.142	1.000	2.304	—	—	
Total (College Education)				..	11.359	13.364	—	—
(e) Technical Education								
273.	Establishment of a Polytechnic Institute in AJ & K Rawalakot.	29.940	—	1.000	5.000	—	—	
Total (Technical Education)				..	1.000	5.000	—	—
Total (On-going Schemes)				..	36.236	51.110	—	—
<i>(New Schemes)</i>								
(a) Secondary Education								
MIDDLE SCHOOLS								
274.	Constt. of Additional accommodation of acquisition of land with 209 Middle Schools of 4 Distts. Up-graded in 1980-84 (Un-App.).	73.500	—	—	0.040	—	—	
275.	Constt. of Additional accommodation and acquisition of land with 239 Girls Middle Schools of 4 Distts. (Up-graded in 1980-84).	61.700	—	—	0.040	—	—	
Total (Secondary Education)				..	—	0.080	—	—
(b) High Schools :								
276.	Rehabilitation and renovation of 14 High School buildings to heavy rains & snow storms. (App.)	7.300	—	—	2.089	—	—	
277.	Constt. of Additional rooms and acquisition of land with 6 boys and 4 girls High Schools of M'abad Distt. (Un-app).	6.450	—	—	0.010	—	—	
278.	Constt. of Additional rooms and acquisition of land with 10 boys and 7 girls High Schools of Poonch Distt. (Un-app).	11.000	—	—	0.010	—	—	
279.	Constt. of Additional rooms and acquisition of land with 4 boys and 4 girls High Schools of Mirpur Distt. (Un-app).	5.137	—	—	0.010	—	—	
280.	Constt. of Additional rooms and acquisition of land with 4 boys and 4 girls High Schools of Kotli Distt. (Un-app).	5.137	—	—	0.010	—	—	
281.	Constt. of Parda Walls with 100 girls High Schools of AJK. (Un-app).	20.000	—	—	0.010	—	—	
Total (High Schools)				..	—	2.139	—	—

(Million Rupees)


Sl. No.	Names, Location and Status of the Scheme	Total Cost (F.E.C.)	Estimated Expenditure up to June, 1984	Revised Estimates for 1984-85	Allocation for 1985-86		
					Total ADP	Foreign Exchange Component	
						Own Resources	Foreign Aid
1	2	3	4	5	6	7	8
(c) College Education :							
282.	Rehabilitation and renovation of 6 Inter College buildings. (App.).	2.170	—	—	0.621	—	—
283.	Provision of Additional accommodations necessary equipment to 6 Degree Colleges (4 Male & 2 Female) bifurcated from the University.	29.190	—	0.164	0.010	—	—
284.	Constt. of Parda Walls with 3 girls Colleges ..	1.500	—	0.100	0.010	—	—
285.	Constt. of buildings and provision equipment to existing degree colleges.	16.000	—	—	0.010	—	—
Total (College Education) ..				0.264	0.651	—	—
(d) Technical Education							
286.	Establishment of Polytechnic Institute at M'abad (Un-app.).	3.000	—	—	0.010	—	—
287.	Establishment of One Polytechnic Institute for Women. (Un-app.).	10.000	—	—	0.010	—	—
Total (Technical Education) ..				—	0.020	—	—
Total (New Schemes) ..				0.264	2.890	—	—
PLANNING AND DEVELOPMENT							
<i>(On-going Schemes)</i>							
288.	Monitoring & Evaluation Cell in Planning and Development Deptt. (App. 0.880).	1.800	0.751	0.200	0.656	—	—
289.	Expansion & strengthening of Planning & Development Library & Documentation Programme (App.).	0.655	0.061	0.250	0.344	—	—
Total (P & D) ..				0.450	1.000	—	—
Less—Shortfall ..				—	5.940	—	—
Total (Education) ..				36.950	49.060	—	—
HEALTH							
<i>(On-going Schemes)</i>							
(a) Physical Facilities							
Basic Health Units/Dispensaries, MCH Centres.							
290.	Opening of 19 Dispensaries in Distt, Muzaffarabad (Rev. App.)	8.904	5.506	0.800	1.000	—	—
291.	Opening of 20 Dispensaries in Distt. Poonch (App. Rev.)	9.775	5.565	1.000	1.200	—	—
292.	Opening of 20 dispensaries in Distt. Mirpur (App. Rev.)	9.137	5.165	0.800	1.000	—	—
293.	Opening of 11 dispensaries in Distt. Kotli (Rev : App.)	4.948	2.733	0.500	0.900	—	—
294.	Constt. of 11 Maternity and Child Welfare Centres in AJK	4.499	1.685	0.600	0.900	—	—

(Million Rupees)

Sl. No.	Name, Location and Status of the Scheme	Total Cost (F.E.C.)	Estimated Expenditure up to June, 1984	Revised Estimates for 1984-85	Allocation for 1985-86		
					Total ADP	Foreign Exchange Component	
						own Resources	Foreign Aid
1	2	3	4	5	6	7	8
295.	Establishment of 12 Basic Health Units in Distt. Muzaffarabad.	6.014	0.023	0.200	0.200	—	—
296.	Establishment of 10 Basic Health Units in Distt. Mirpur.	5.313	0.366	0.200	0.200	—	—
297.	Constt. of 30 Maternity and Child Welfare centres in AJK	11.672	0.066	0.050	0.250	—	—
	(b) Rural Health Centres.						
298.	Establishment of Dental Clinics in Rural areas of AK at Tehsil level.	4.513	2.757	0.500	1.256	—	—
299.	Constt. of 4 Rural Health Centres in District M. abad.	9.620	2.821	1.500	1.800	—	—
300.	Constt. of 5 RHCs in Distt. Poonch.	9.799	3.307	1.800	2.200	—	—
301.	Constt. of 3 RHCs in Distt. Kotli.	9.471	3.929	1.200	1.331	—	—
302.	Constt. of 4 RHCs in Distt. Mirpur.	9.347	4.159	1.300	1.500	—	—
	(c) Hospital Beds						
303.	Provision of Additional beds to Hos, Dispensaries in AK (Rev : App :)	9.455	9.187	0.500	0.768	—	—
304.	Establishment of DHQ Hospital, Kotli.	50.930 (3.863)	17.683	9.000	11.670	—	—
305.	Improvement/Up-gradation of existing Hospitals/Dispensaries in Distt. M'abad.	16.330	11.987	1.400	1.800	—	—
306.	Improvement/Up-gradation of existing Hospitals/Dispensaries in Distt. Poonch.	9.925	5.135	1.200	1.800	—	—
307.	Improvement/Up-gradation of existing Hospitals/Dispensaries in Distt. Mirpur.	14.163	6.295	1.000	1.500	—	—
308.	Improvement/Up-gradation of existing Hospitals/Dispensaries in Distt. Kotli.	7.618	4.335	0.600	1.000	—	—
309.	Establishment/Improvement of Distt. Hq. Hospital at Mirpur.	15.520 (1.000)	—	0.350	1.000	—	—
310.	Establishment/Improvement of Distt. Hq. Hospital at Rawalakot.	14.667 (1.000)	—	0.400	1.000	—	—
311.	Constt. of Central Medical Store building at Islamabad (Rev. App.)	6.580	4.793	0.918	0.969	—	—
312.	Blood Banks in AJK CMH.	0.861	0.761	0.100	—	—	—
	(d) Health Manpower Development						
313.	Establishment of Para-Medical Institute Mirpur.	33.315	16.480	6.082	8.000	—	—
314.	Constt. of approach from Main Road Chatterpari to Para-Medical Institute, Mirpur.	1.966	—	0.200	1.275	—	—
	(e) Preventive Programmes						
315.	Extension of TB control Programme in AJK	1.719	0.742	0.300	0.677	—	—
316.	Expended Programme on Immunization in AJK.	11.913	2.660	2.000	2.500	—	—


(Million Rupees)

Sl. No.	Name, Location and Status of the Scheme	Total Cost (F.E.C.)	Estimated Expenditure up to June, 1984	Revised Estimates for 1984-85	Allocation for 1985-86			
					Total ADP	Foreign Exchange Component		
						Own Resources	Foreign Aid	
1	2	3	4	5	6	7	8	
317.	Leprosy Control Programme in AJK (Rev. app.)	4.404	4.204	0.300	—	—	—	
318.	Health Education Programme in AJK.	1.440	0.498	0.200	0.250	—	—	
319.	Training of Traditional Birth Attendants in AJK.	1.661	0.207	0.500	0.954	—	—	
<i>(f) Health Nutrition :</i>								
320.	Supplementary feeding for infants preschool children, pregnant women & Nursing Mothers under WFP in AJK.	2.710	0.601	0.600	0.900	—	—	
Total (on-going)					36.000	49.800	—	—
<i>(New Schemes)</i>								
321.	Establishment of 19 Basic Health Units in Distt. Poonch.	10.524	—	—	0.100	—	—	
322.	Establishment of 14 Basic Health Units in Distt. Kotli.	7.754	—	—	0.100	—	—	
Total (New)				..	—	0.200	—	—
Less—Shortfall				..	—	54.00	—	—
Total (Health)				..	36.000	44.600	—	—
Total—AZAD KASHMIR				..	472.921	535.204	20.000	10.000



NORTHERN AREAS

245-246




NORTHERN AREAS

(Abstract)

(Million Rupees)

Sl. No.	Sector	Total ADP 1985-86	Foreign Exchange Component		
			Total	Own Resources	Foreign Aid
1.	Agriculture	21.199	—	—	—
2.	Industry	0.450	—	—	—
3.	Water	4.987	—	—	—
4.	Power	41.601	2.200	2.200	—
5.	Transport & Communications	91.466	—	—	—
6.	Physical Planning and Housing	34.788	—	—	—
7.	Rural Development	60.000	—	—	—
8.	Education and Manpower	10.757	—	—	—
9.	Health and Nutrition	15.214	—	—	—
Total (Northern Areas) ..		280.462	2.200	2.200	—



NORTHERN AREAS

(Million Rupees)

Sl. No.	Name, Location and Status of the Scheme	Total Cost (F.E.C.)	Estimated Expenditure up to June, 1984	Revised Estimates for 1984-85	Allocation for 1985-86			
					Total ADP	Foreign Exchange Component		
						Own Resources	Foreign Aid	
1	2	3	4	5	6	7	8	
AGRICULTURE								
CROP HUSBANDRY								
Gilgit District								
<i>(On-going Schemes)</i>								
1.	Distribution of fertilizer in Gilgit. (App.) ..	2.500	1.960	0.200	0.340	—	—	
2.	Plant protection operation in Gilgit. (App.) ..	1.800	1.100	0.310	0.390	—	—	
3.	Seed production research operation in Gigit. (App.)	2.100	1.200	0.111	0.400	—	—	
4.	Agri. ext. service in Gilgit. (App.)	2.100	1.200	0.429	0.471	—	—	
5.	Dev. of horticulture. (App.)	2.500	1.400	0.650	0.450	—	—	
6.	Disttb. of fertilizer in Ghizer (App.)	2.500	2.300	0.200	—	—	—	
7.	Raising of fruit nurseries in Ghizer. (App.) ..	2.460	1.718	0.500	0.242	—	—	
8.	Plant protection operation in Ghizer. (App.)	1.800	0.800	0.433	0.567	—	—	
9.	Const. of Agri. Building in Gilgit. (App.) ..	2.500	1.356	0.500	0.644	—	—	
10.	Integrated Rural Dev. Programme (IRD). FAO/UNDP.	5.854	2.485	1.000	1.000	—	—	
Total (Gilgit) ..					4.333	4.504	—	—
Diamir District								
<i>(On-going Schemes)</i>								
11.	Agri. research station in Diamir. (App.) ..	2.800	2.562	0.125	0.113	—	—	
12.	Plant Prot. service in Diamir. (App.) ..	1.827	1.236	0.225	0.261	—	—	
13.	Agri. ext. service in Diamir. (App.)	2.288	2.164	0.244	0.044	—	—	
14.	Agri. buildings. (App.)	1.582	1.138	0.230	0.170	—	—	
15.	Fruit dev. in Diamir. (App.)	1.995	0.317	0.500	0.500	—	—	
16.	Disttb. of fertilizer in Diamir (App.) ..	2.146	—	0.800	0.500	—	—	
Total (Diamir) ..					2.124	1.588	—	—
Baltistan District								
<i>(On-going Schemes)</i>								
17.	Fruit dev. in Skardu. (App.)	2.300	0.622	0.900	0.650	—	—	
18.	Fruit dev. in Ghanche. (App.)	2.260	0.457	0.836	0.700	—	—	
19.	Plant prot. services in Skardu (App.) ..	2.330	1.039	0.400	0.300	—	—	
20.	Plant prot. service in Ghanche. (App.) ..	2.400	1.359	0.400	0.300	—	—	

(Million Rupees)

Sl. No.	Name, Location and Status of the Scheme	Total Cost (F.E.C)	Estimated Expenditure up to June, 1984	Revised Estimates for 1984-85	Allocation for 1985-86		
					Total ADP	Foreign Exchange Component	
						Own Resources	Foreign Aid
1	2	3	4	5	6	7	8
21.	Agri. ext. service in Baltn. (App.) ..	1.822	1.170	0.563	0.089	—	—
22.	Distb. of nucleus seeds in Baltn. (App.) ..	0.450	0.130	0.020	0.060	—	—
23.	Purchase of tractor & agri. machinery ..	0.650	0.165	0.020	0.465	—	—
	Total (On-going) ..			3.139	2.564	—	—
<i>(New Schemes)</i>							
24.	Distb. of fertilizer in Skd. (App.) ..	2.500	—	—	0.800	—	—
25.	Distb. of fertilizer in Ghanche. (App.) ..	2.500	—	—	0.800	—	—
	Total (New Schemes) ..			—	1.600	—	—
	Total (Baltistan) ..			3.139	4.164	—	—
	Total (Crop Husbandry) ..			9.596	10.256	—	—
ANIMAL HUSBANDRY							
Gilgit District							
<i>(On-going Schemes—NAS Level)</i>							
26.	Estab. of Vety. Dte. and research centre Gilgit. (Approved).	1.263	0.700	0.300	0.263	—	—
27.	Const. of Poultry breeding farm, Gilgit. (App.)	4.975	0.950	1.037	1.337	—	—
28.	Integrated Rural Dev. Programme, Gilgit. (App.)	4.125	1.467	0.900	1.053	—	—
	Total (Gilgit) ..			2.237	2.653	—	—
Ghizer District							
<i>(On-going Schemes)</i>							
29.	Estab. of vety. disp. at Gakuch & 6 static disps. in Ghizer. (App.)	3.343	2.886	0.240	0.117	—	—
30.	Estab. of 1 vety. disp. at Chalt. (App.) ..	0.622	0.446	0.166	0.010	—	—
31.	Estab. of 1 vety. disp. in Murtazabad, Hunza. (Approved).	0.500	0.400	0.074	0.026	—	—
32.	Estab. of 1 vety hosp. at Minapin & 3 static disps. in Nagar Sub Div. (Approved).	1.700	0.521	0.317	0.862	—	—
33.	Estab. of 1 vety. disp. in Shamshal. (App.) ..	0.391	0.079	0.200	0.112	—	—
34.	Estab. of demonstration & research poultry farm at Jutial, Glt. (App.)	2.500	2.139	0.200	0.161	—	—
	Total (Ghizer) ..			1.197	1.288	—	—
Diamir District							
<i>(On-going Schemes)</i>							
35.	Imp. and ext. of vety. hosp. at Astore. (App.) ..	1.129	0.887	0.242	—	—	—
36.	Livestock disease control scheme in Diamir. (Approved).	1.483	0.398	0.300	0.300	—	—

(Million Rupees)

Sl. No.	Name, Location and Status of the Scheme	Total Cost (F.E.C.)	Estimated Expenditure up to June, 1984	Revised Estimates for 1984-85	Allocation for 1985-86		
					Total ADP	Foreign Exchange Component	
						Own Resources	Foreign Aid
1	2	3	4	5	6	7	8
37.	Opening of 6 static disps. in Chilas Sub Div. (Approved).	1.932	0.346	0.216	0.400	—	—
38.	Opening of 6 static disps. in Astore Sub-Div. (Approved).	2.325	0.369	0.300	0.466	—	—
39.	Opening of 6 static disp. in Darel. (App.) ..	2.047	0.250	0.300	0.400	—	—
	Total (Diamir) ..			1.350	1.566	—	—
Baltistan District :							
40.	Experimental poultry farm, Skardu. (App.) ..	4.970	1.862	0.400	1.552	—	—
41.	Const. of ADAH office, Skardu. (Approved) ..	0.700	0.515	0.185	0.020	—	—
42.	Const. of vety. disp. at Katashe, Tolti, Baghecha, Humigigond, Gultari, Bunal and Thanate. (Approved).	2.495	0.711	1.363	0.421	—	—
	Total (Baltistan) ..			1.948	1.993	—	—
	Total (Animal Husbandry) ..			6.700	7.500	—	—
FORESTRY							
Gilgit District :							
<i>(On-going Schemes)</i>							
43.	Lift irrigation plantation old aerodrome, Gilgit. (Approved).	1.500	1.157	0.343	—	—	—
44.	Estab. of new nurseries & maint./restocking of existing nurs. Gilgit. (Approved).	1.300	1.058	0.242	—	—	—
45.	Education & training in forestry	0.164	0.125	0.039	0.020	—	—
46.	River view road and channel side plantation in Gilgit. (Approved).	1.195	0.587	0.191	0.209	—	—
47.	Affor/regen. in natural forests in Gilgit forest. div. (Approved).	1.500	0.180	0.439	0.289	—	—
48.	Affor/regen. in natural forests in Nagar. (App.)	1.737	0.166	0.656	0.242	—	—
<i>(New Schemes)</i>							
49.	Imp. of Forest hut at Glt. & land comp./rent of land for plantation. (Approved).	0.350	—	—	0.358	—	—
	Total (Gilgit District) ..			1.910	1.118	—	—
Diamir District :							
<i>(On-going Schemes)</i>							
50.	Watershed management project in Diamir. (Approved).	1.500	1.400	0.100	—	—	—
51.	Raising of plantation on waste land in DMR. (Approved).	1.600	0.488	0.277	0.269	—	—
52.	Aff/regen. around Gudai R/house. (App.) ..	0.635	0.472	0.100	0.063	—	—

(Million Rupees)

Sl No.	Name, Location and Status of the Scheme	Total Cost (F.E.C.)	Estimated Expenditure up to June, 1984	Revised Estimates for 1984-85	Allocation for 1985-86			
					Total ADP	Foreign Exchange Component		
						Own Resources	Foreign Aid	
1	2	3	4	5	6	7	8	
53.	Aff/regen. works in Astore valley. (Approved)	1.655	0.415	0.450	0.309	—	—	
54.	Establ. of 6 forest nurseries in Astore sub div. (Approved).	1.030	0.644	0.295	0.091	—	—	
55.	Pilot plan of aff/regen. works of private forests in DMR. (Approved).	0.540	—	0.100	0.206	—	—	
Total (Diamir District) ..					1.302	0.938	—	—
Skardu District :								
<i>(On-going Schemes) :</i>								
56.	Aff/regen. in natural forests in Baltistan. (App.)	0.753	0.478	0.200	0.075	—	—	
57.	Imp/protection of existing plantation & nurseries in Baltistan. (Approved).	0.700	0.586	0.114	—	—	—	
58.	Development of tree resources in Baltistan. (Approved).	0.985	0.680	0.305	—	—	—	
Total (Skardu) ..					0.619	0.075	—	—
WILDLIFE ORG.								
<i>(On-going Schemes) :</i>								
59.	Dev. of Khunjerab National Park. (Approved).	9.000	0.484	0.550	0.600	—	—	
Total (Forestry) ..					4.381	2.731	—	—
FISHERIES								
Gilgit District								
<i>(On-going Schemes)</i>								
60.	Const. of trout hatchery at Kaulot Kargah. (Approved).	0.490	0.301	0.017	0.172	—	—	
Baltistan District :								
<i>(On-going Schemes)</i>								
61.	Const. of office bldg. for AW.F. Skd. & hut at Sadpara dam. (Approved).	0.470	—	0.104	0.250	—	—	
Diamir District :								
<i>(On-going Schemes)</i>								
62.	Trout dev. in Astore. (Approved)	0.667	0.472	0.050	0.130	—	—	
63.	Trout dev. in Darel/Tangir valley. (Approved).	0.750	0.429	0.048	0.150	—	—	
64.	Estab. of holding units for fish sale. (Approved).	0.400	0.353	0.036	0.010	—	—	
Total (Fisheries) ..					0.255	0.712	—	—
Total (Agriculture) ..					20.932	21.199	—	—

(Million Rupees)

Sl. No.	Name, Location and Status of the Scheme	Total Cost (F.E.C.)	Estimated Expenditure up to June, 1984	Revised Estimates for 1984-85	Allocation for 1985-86		
					Total ADP	Foreign Exchange Component	
						Own Resources	Foreign Aid
1	2	3	4	5	6	7	8
INDUSTRIES							
<i>(On-going Schemes) :</i>							
65.	Estab. of Fruit dehydration plant in Gilgit. (Approved).	2.497	2.433	0.006	—	—	—
66.	Estab. of 5 Women Vocational Schools in NAs. (Approved).	2.295	1.800	0.190	—	—	—
67.	Estab of Matches Unit at Gilgit. (Approved) ..	0.300	0.107	0.006	0.050	—	—
68.	Training of Artisans in NAs. (Approved) ..	0.300	0.095	—	0.100	—	—
<i>(New Schemes) :</i>							
69.	Opening & estab. of Office of Registrar Joint Stock Companies in NAs Gilgit. (Approved).	0.424	—	—	0.300	—	—
Total—(Industries) ..				0.202	0.450	—	—
WATER							
B & R Division Ghizer							
<i>(On-going Schemes) :</i>							
70.	Const. of Nolti Karimabad water channel. (App).	0.725	0.625	0.086	0.120	—	—
71.	Const. of Loidas water Channel. (App) ..	0.540	0.423	—	0.014	—	—
72.	Const. of Roshandass water Channel. (App)..	1.091	0.191	0.800	0.291	—	—
73.	Const. of Balumdas water Channel. (App) ..	1.000	0.100	0.500	0.300	—	—
74.	Const. of Hatton water Channel. (App) ..	4.400	4.089	0.072	0.100	—	—
Total—(B & R Division Ghizer)..				1.458	0.825	—	—
Division Hunza/Nagar							
<i>(On-going Schemes) :</i>							
75.	Const. of Murko Khyber water Channel. (App.)	1.000	1.005	0.030	0.010	—	—
76.	Laying 6" dia pipe line from Pisson to Hindi. ..	1.843	1.633	—	0.135	—	—
77.	Imp/Realignment of Murtazabad water Channel. (App.).	0.800	0.400	0.465	0.010	—	—
Total—(B & R Divn. H/Nagar) ..				0.495	0.155	—	—

(Million Rupees)

Sl. No.	Name, Location and Status of the Scheme	Total Cost (F.E.C.)	Estimated Expenditure up to June, 1984	Revised Estimates for 1984-85	Allocation for 1985-86		
					Total ADP	Foreign Exchange Component	
						Own Resources	Foreign Aid
1	2	3	4	5	6	7	8
B & R Division Chilas.							
<i>(On-going Schemes) :</i>							
78.	R/M of Thak, Bunner, Jallipur and Shaitan Nallah W/Channel. (App.)	1.300	0.390	0.150	0.200	—	—
79.	Const. of Harpindas water channel. (App.) ..	2.498	0.192	1.100	0.060	—	—
80.	Const. of damuchal water channel. (App.) ..	2.136	0.414	0.570	0.200	—	—
81.	Const. of Juglote water Channel. (App.) ..	1.616	0.417	0.600	0.199	—	—
82.	Const. of right side Satil water Channel (App.)	0.870	0.492	0.200	0.166	—	—
83.	Const. of Dabaz water Channel. (App.) ..	1.100	—	0.200	0.200	—	—
Total (B & R Divn. Chilas) ..				2.820	1.025	—	—
B. & R. Division Astore :							
<i>(On-going Schemes) :</i>							
84.	Const. of Kinodas Irrigation Channel. (App.)	1.190	1.052	—	0.230	—	—
85.	Const. of Chorit Irrigation Channel. (App.)	1.900	1.242	0.350	0.300	—	—
86.	Const. of Acqueduct for Zaipur Irrigation Channel. (App.)	0.550	—	0.150	0.200	—	—
Total (B & R Division Astore) ..				0.500	0.730	—	—
Baltistan District B & R Division Skardu							
<i>(On-going Schemes) :</i>							
87.	Ext./of lift Irrigation Schemes at Hussainabad. (App.)	1.300	1.080	0.113	0.107	—	—
88.	Const. of Irrigation Channel at olding Skardu. (App.)	2.500	1.880	0.727	0.268	—	—
Total (On-going Schemes) ..				0.840	0.375	—	—
<i>(New Schemes) :</i>							
89.	Survey and Investigation of Installation of Irrigation system for Sathang Maidan. (App.)	0.800	—	—	0.800	—	—
Total (New Schemes) ..				—	0.800	—	—
Total (B & R Division Skardu) ..				0.840	1.175	—	—
B & R Division Ghanche							
<i>(On-going Schemes) :</i>							
90.	Water Channel at Siksa. (App.) ..	2.300	2.420	0.012	0.020	—	—
91.	Const. of Garvity Irrigation system at Narthang Maidan. (App.)	2.448	1.096	0.050	0.200	—	—

(Million Rupee s)

Sl. No.	Name, Location and Status of the Scheme	Total Cost (F.E.C.)	Estimated Expenditure up to June, 1984	Revised Estimates for 1984-85	Allocation for 1985-86		
					Total ADP	Foreign Exchange Component	
						Own Resources	Foreign Aid
1	2	3	4	5	6	7	8
92.	Consts. of Khaplu Brooq Water Channel (App.).	2.459	0.435	0.049	0.300	—	—
93.	Const. of water Channel at Koro to Damchang. (App.).	2.475	1.076	0.040	0.257	—	—
94.	Const. of water Channel at Dawoo. (App.) ..	1.514	0.213	0.500	0.300	—	—
Total (B&R Division Ghanche)				0.651	1.077	—	—
Total (Water) ..				6.667	4.987	—	—

POWER

Water/Power Division Gilgit

(On-going Schemes):

95.	Const. of weir & protective work at Karagah Ph-I. (App.).	1.450	0.599	0.200	0.200	—	—
96.	Imp of 9 Nos. Diesel Generator and testing fuel pump. (App.).	2.500	0.054	0.010	0.010	—	—
97.	Installation of tele-Communication system in Power House. (App.).	0.964	0.450	0.200	0.314	—	—
98.	Extension of Juglote Hydel Scheme. (App.) ..	1.231	0.941	0.200	0.008	—	—
99.	Imp. of electricity distribution system in Gilgit Bazar and Strengthening of existing power station/Sub Station. (App.).	1.957	0.790	1.361	—	—	—
100.	Ext. of Nalter Hydel Scheme. (App.) ..	2.500	0.338	1.217	0.892	—	—
101.	Const. of Hydel Schemes at Danyore. (App.)	4.000	2.424	0.584	0.992	—	—
102.	Const. of 200 KVA Hydel Schemes Dormushko. (App.).	2.490	2.835	0.029	—	—	—
Total (On-going schemes) ..				3.801	2.416	—	—

(New Schemes):

103.	Rehabilitation of the existing Hydel power generation from cargah complex. (App.).	2.300 (1.600)	—	—	1.600	1.600	—
104.	Reservation of stand-by power house and Over head transmission and distribution lines in Gilgit Town. (App.).	2.500	—	—	0.400	—	—
Total (New Schemes) ..				—	2.000	1.600	—
Total (Gilgit) ..				3.801	4.416	1.600	—

Sub-Sector Ghizer:

(On-going Schemes):

105.	Const. of Gupis Hydel Schemes. (App.) ..	9.000	4.978	1.614	1.901	—	—
106.	Provision of electricity to Basin. (App.) ..	3.525	0.132	1.500	1.000	—	—
107.	Provision of electricity to Gupapur, Hamichal, Diranp from Sherqillah Power House. (App.).	2.498	2.120	0.020	0.358	—	—

(Million Rupees)

Sl. No.	Name, Location and Status of the Scheme	Total Cost (F.E.C.)	Estimated Expenditure up to June, 1984	Revised Estimates for 1984-85	Allocation for 1985-86		
					Total ADP	Foreign Exchange Component	
						Own Resources	Foreign Aid
1	2	3	4	5	6	7	8
108.	Extension of Singal power house. (App.) ..	1.580	1.738	0.080	0.010	—	—
109.	Provision of Electricity to Bsain, Famani and Pakura from atorkhand Power House. (App.)	1.700	1.920	0.035	—	—	—
110.	Replacement of wooden poles at Sherqillah. (App.).	0.965	—	—	0.965	—	—
Total (Sub-Sector Ghizer) ..				3.249	4.234	—	—
Sub-Sector Hunza/Nagar							
<i>(On-going Schemes)</i>							
111.	Extension of Chalt Hydel Schemes. (App.) ..	4.461	0.324	—	0.500	—	—
112.	Const. of Khyber Hydel Project. (App.) ..	15.080	1.016	2.160	2.500	—	—
113.	Const. of Hassanabad Hydel Scheme (Ph-II.) (App.).	4.939	2.156	2.773	2.300	—	—
		7.271					
114.	Const. of 500 KVA Hydel Scheme at Budlas. (App.).	10.646	0.002	0.002	1.000	—	—
115.	Const. of Sumayar Hydel Schemes. (App.) ..	4.342	4.365	0.250	0.017	—	—
116.	Extension of Hassanabad Hydel Scheme (E/M Works). (App.).	2.300	0.783	0.900	0.600	—	—
117.	Extension of Hassanabad Hydel Scheme (Civil Works). (App.).	0.500	0.462	0.070	0.011	—	—
Total (Sub Sector H/Nagar) ..				6.253	7.028	—	—
Diamer District							
B & R Divn Chilas							
<i>(On-going Schemes)</i>							
118.	Const. of 200 KVA Hydel Schemes at Darel. (App.).	4.400	2.875	1.500	0.015	—	—
119.	Extension of Chilas Hydel Schemes. (App.)	2.337	1.517	0.819	0.005	—	—
120.	Const. of 100 KVA Hydel Scheme at Thore. (App.).	2.500	2.766	0.100	0.005	—	—
121.	Extension of Tangir Hydel Schemes. (App.) ..	1.500	1.587	0.138	—	—	—
122.	Const. of 400 KVA Hydel electric station (Ph-II) at Chilas. (App.).	4.937	—	—	1.000	—	—
Total (B&R Div. Chilas) ..				4.057	1.025	—	—

(Million Rupees)

Sl. No.	Name, Location and Status of the Scheme	Total Cost (F.E.C.)	Estimated Expenditure up to June, 1984	Revised Estimates for 1984-85	Allocation for 1985-86		
					Total ADP	Foreign Exchange Component	
						Own Resources	Foreign Aid
1	2	3	4	5	6	7	8
B & R Divn. Astore							
<i>(On-going Schemes)</i>							
123.	Const. of Astore Hydel Scheme. (App.) ..	4.950 (0.800)	3.695	0.700	0.555	—	—
124.	Const. of Gorkot Hydel Scheme. (App.) ..	4.610	3.315	1.200	0.300	—	—
125.	Const. of Prishing Hydel Schemes. (App.) ..	4.911	0.023	0.900	0.400	—	—
126.	Const of Rattu Hydel Scheme. (App.) ..	4.280 (0.800)	1.570	0.800	0.700	—	—
127.	Imp. of Transmission/Distribution Lines of Astore Hydel Scheme. (App.).	2.164	—	0.500	0.200	—	—
Total (B&R Divn. Astore) ..				4.100	2.155	—	—
Baitistan District							
B & R Division Skardu							
<i>(On-going Schemes)</i>							
128.	Const. of Hydel Project, Stak. (App.).	4.970 (0.800)	2.088	0.767	0.600	—	—
129.	Const. of Hydel Project at Mandi. (App.) ..	4.997 (0.800)	2.757	0.600	0.730	—	—
130.	Const. of Hydel Project (Ph-II) at Skardu. (App.)	8.200 (1.600)	5.952	0.020	0.010	—	—
131.	Imp/ Existing of Transmission and distribution lines for Hussainabad & Sarfaranga. (App.)	1.840	0.993	0.500	0.011	—	—
132.	Const. of Multipurpose Satpara Dam at Skardu (Main Dam). (App.).	2.498	2.636	0.010	—	—	—
133.	Const. of Multipurpose Satpara Dam at Skardu (Spill way and drainage work). (App.).	2.498	0.933	0.030	—	—	—
134.	Const. of Multipurpose Satpara Dam at Skardu (Stone pitching and drainage work). (App.).	2.050	1.044	0.010	—	—	—
135.	Imp/ Extension to transmission & Distribution i/c. street light at Skardu. (App.).	2.370	1.679	0.100	0.570	—	—
136.	Purchase of 2 Nos. 75 KVA Diesel Generator sets at Skardu. (App.).	2.250	1.313	0.200	0.703	—	—
137.	Purchase of 2 Nos. 200 KVA Diesel Generator sets at Skardu. (App.).	2.050	1.693	0.267	0.090	—	—
138.	Const. of Hydel Project at Hashopi. (App.) ..	4.500 (0.400)	1.229	1.270	0.700	—	—

(Million Rupees)

Sl. No.	Name, Location and Status of the Scheme	Total Cost (F.E.C.)	Estimated Expenditure up to June, 1984	Revised Estimates for 1984-85	Allocation for 1985-86		
					Total ADP	Foreign Exchange Component	
						Own Resources	Foreign Aid
1	2	3	4	5	6	7	8
139.	Const. of Hydel Project at Kayo. (App.) ..	3.400 (0.600)	—	0.010	0.800	0.600	—
140.	Imp/ Ext. of transmission & distribution lines at Gamba Skardu & Airport. (App.)	1.600	0.793	0.313	0.367	—	—
141.	Supply of electricity for villages Sundus, Katpana, Gayul, Newranga and Shigari Kalan. (App.)	2.492	—	1.100	0.900	—	—
142.	Imp/ Ext. of transmission and distribution system at Shigar. (App.)	2.380	—	0.880	0.900	—	—
Total (On-going Schemes)				6.077	6.381	0.600	—
<i>(New Schemes)</i>							
143.	Key [points N A	2.500	—	—	2.500	—	—
144.	Const. of multipurpose Satpara Dam at Skardu.	119.370	—	—	10.000	—	—
Total (New Schemes)				—	12.500	—	—
Total (Sub-Sector Skardu Water/Power)				6.077	18.881	0.600	—
B & R Division Ghanche							
<i>(On-going Schemes)</i>							
145.	Const. of 200 KW Hydel Project at Tolti. (App.)	4.778	4.633	0.861	—	—	—
146.	Const. of 100 KW Hydel Project at olding. (App.)	4.358	4.990	0.067	0.003	—	—
147.	Const. of Hydel Project at Gurboching. (App.)	3.635 (0.800)	0.005	1.115	0.600	—	—
148.	Const. of 200 KVA Hydel Project at Keris. (App.)	4.350 (0.800)	2.059	0.400	0.600	—	—
149.	Const. of 200 KVA Hydel Project at Thalieu. (App.)	4.450 (0.800)	0.002	1.000	0.600	—	—
150.	Imp/ Ext. of Existing Distribution system at Khaplu. (App.)	1.846	—	0.774	0.470	—	—
151.	Imp/ Ext. of Existing Distribution system at Mehdiabad. (App.)	1.825	—	0.500	0.989	—	—
152.	Const. of 200 KVA Hydel Project at Manthokha. (App.)	4.800 (0.800)	—	1.011	0.600	—	—
Total (B & R Div. Ghanche) :				5.728	3.862	—	—
Total (Baltistan) :				11.805	22.743	—	—
Total (Power) :				34.230	41.601	2.200	—

(Million Rupees)

Sl. No.	Name, Location and Status of the Scheme	Total Cost (F.E.C.)	Estimated Expenditure up to June, 1984	Revised Estimates for 1984-85	Allocation for 1985-86		
					Total ADP	Foreign Exchange Component	
						Own Resources	Foreign Aid
1	2	3	4	5	6	7	8
Transport and Communications							
Gilgit District							
B & R Division Gilgit							
<i>(On-going Schemes)</i>							
153.	Const. of 21.67 Miles J Rd. in Bagrote Valley. (App.).	2.440	2.430	0.008	0.612	—	—
		3.050					
154.	Ext./Imp. of Rest House at Gilgit. (App.).	2.490	1.446	0.100	0.944	—	—
155.	Const. of 80' RCC Bridge over Kargah Nalla. (App.).	2.500	1.667	0.120	0.713	—	—
156.	Const. of Link Rd. in Gilgit Town. (App.).	2.248	1.899	0.339	0.001	—	—
157.	Ext./Imp. of road in Gilgit Town. (App.).	2.500	2.422	0.373	0.057	—	—
158.	Recarpetting of Road in Gilgit Town. (App.).	2.500	2.324	0.330	0.130	—	—
159.	Ext./ Imp. of road in Jutiyal Airport areas. (App.).	2.500	2.323	0.330	0.200	—	—
160.	Const. of Pacca Road from Chinar Bagh to Gari Bagh. (App.).	1.350	1.240	0.010	—	—	—
161.	Wild/Imp. of road from Gilgit to Kaulote. (App.).	2.000	1.361	0.048	0.270	—	—
162.	Const. of river view road from KKH to Basin. (App.).	8.861	6.670	0.330	0.200	—	—
163.	Imp./Metalling of roads from Zirat to Basin. (App.).	1.600	0.738	1.100	0.001	—	—
164.	Const. of J/Road from Alam Br to Charkote. (App.).	1.498	—	0.200	0.228	—	—
165.	Const. of 3 Nos. bridges over Damote Nullah. (App.).	2.422	0.122	0.300	0.700	—	—
166.	Const. of Tractorable Bridge over Bagrote Nullah. (App.).	1.396	0.180	0.200	0.500	—	—
167.	Const. of J Rd. from KKH Khaltaro to Barchi Haramosh.	4.000	—	0.300	1.000	—	—
168.	Reconst. of Flood effected roads/Brdgs. Nomal & Naltar. (App.).	1.500	—	0.300	1.200	—	—
169.	Purchase of Machinery and Plant for NAWO. (App.).	2.480	0.230	2.250	0.080	—	—
Total (On-going Schemes) :				6.729	6.836	—	—
<i>(New Schemes)</i>							
170.	Rehabilitation of eleven Old bridges in Gilgit District. (App.).	2.413	—	—	1.600	—	—
171.	Payment of outstanding land compensation of various Dev. Schemes in NAs. (App.).	2.003	—	—	2.000	—	—
Total (New Schemes) :				—	3.600	—	—
Total (B & R Division Gilgit) :				6.729	10.435	—	—

(Million Rupees)

Sl. No.	Name, Location and Status of the Scheme	Total Cost (F.E.C.)	Estimated Expenditure up to June, 1984	Revised Estimates for 1984-85	Allocation for 1985-86			
					Total ADP	Foreign Exchange Component		
						Own Resources	Foreign Aid	
1	2	3	4	5	6	7	8	
B & R. Division Ghizer								
<i>(On-going Schemes)</i>								
172.	Const. of Satel Bathraz J/Road i/c. bridges. (App.).	2.400	2.186	0.014	0.500	—	—	
173.	Const. of J/Road from Barandas to Thoi & Sandi to Barkolti i/c. bridges. (App.).	2.333	2.273	—	0.010	—	—	
174.	Const. of J/Road from Dain to Ishkoman i/c. bridges. (App.).	1.600	1.345	0.107	0.010	—	—	
175.	Furnishing of inspection Bungalow in Ghizer. (App.).	0.500	0.382	0.119	0.074	—	—	
176.	Const. of susp br. at Judge Bargo. (App.).	0.724	0.521	—	0.050	—	—	
177.	Const. of link road upper Gahkuch. (App.).	1.211	1.152	0.059	0.150	—	—	
178.	Brandas to Tho Sandi to Barkolti Land comp. (App.).	1.737	1.575	—	0.010	—	—	
179.	Const. of 5 Nos. B/Susp. br. over Gupis River. (App.).	1.812	0.205	0.700	0.912	—	—	
180.	Const. of J/Rd. from Yasin to Nazbar & Sandi to Barkolti i/c. bridges. (App.).	2.436	0.003	0.900	0.300	—	—	
181.	Realignment of J/Rd. at Barandas. (App.).	0.533	0.513	—	0.036	—	—	
182.	Realignment of J/Road. at Khalti due to formation of Khalti Lake. (App.).	0.541	0.121	0.130	0.290	—	—	
183.	Const. of J/Rd. from Tushkin to Gutelti. (App.).	1.000	—	0.500	0.500	—	—	
Total (On-going Schemes) :					2.529	2.842	—	—
<i>(New Schemes)</i>								
184.	Const. of Rd. Gilgit, Gupies of 18' width with 12' metallated surface & class 40 bridges.	355.370	—	—	20.000	—	—	
Total (New Schemes) :					2.529	20.000	—	—
Total (B. & R Division Ghizer) :					2.529	22.842	—	—
B & R. Division H/Nagar :								
<i>(On-going Schemes) :</i>								
185.	Imp. of Skinderabad Hoper Rd.	0.700	0.664	—	0.010	—	—	
186.	Conversion of 18 miles pony track into Jeepable Rd. from Khundabad Kirmen. (App.).	2.441	1.654	0.175	0.612	—	—	
187.	Conversion of 22 miles Rd. from Kirmin to Chuporson. (App.).	2.049	1.353	0.141	0.646	—	—	

(Million Rupees)

Sl. No.	Name, Location and Status of the Scheme	Total Cost (F.E.C.)	Estimated Expenditure up to June, 1984	Revised Estimates for 1984-85	Allocation for 1985-86			
					Total ADP	Foreign Exchange Component		
						Own Resources	Foreign Aid	
1	2	3	4	5	6	7	8	
188.	Imp. of road from KKH to Misgari (App.) ..	1.500	1.177	0.287	0.001	—	—	
189.	Const. of 12' wide J/Rd. from Nagar to Hoper. (App.)	1.344	0.805	0.529	0.010	—	—	
190.	Const. of J/Rd. from Nagar to Hispar (App.)	3.715	3.150	0.250	0.315	—	—	
191.	Const. of Susp. Bridge over Nagar River Linking Hisper village with Nagar and KKH.	1.712	0.840	0.230	0.001	—	—	
192.	Const. of J/Rd. from Bar to Bahitar. (App.) ..	1.731	1.182	0.366	0.183	—	—	
193.	Const. of link Rd. from KKH to Gulkin. (App.)	0.385	0.140	0.260	0.010	—	—	
194.	Const. of J/Rd. from Karimabad to Ahmada bad. (App.)	3.142	—	1.400	0.800	—	—	
195.	Widening/Realignment of J/Rd from Chalt to Bar. (App.)	2.466	—	0.300	0.700	—	—	
196.	Metalling of road from Aliabad to Karimabad. (App.)	4.520	—	0.400	1.261	—	—	
197.	Const. of link Rd. in Nagar Area. (App.) ..	2.062	—	0.363	1.000	—	—	
Total (Hunza/Nagar) :					4.995	5.549	—	—

DIAMER DISTRICT**B & R. Division Chilas***On-going Schemes*

198.	Const. of J/Rd. from Mang. to Goharabad. (App.)	1.813	0.916	0.300	0.597	—	—
199.	Const. of 650' span Susp. bridge over indus at Khanbari. (App.)	2.500	2.100	0.100	0.300	—	—
200.	Beautfication of Chilas Town. (App.) ..	2.500	2.464	0.401	0.010	—	—
201.	Imp/Realignment of Thack Babusar Rd. (App.)	1.150	0.313	0.245	3.390	—	—
		4.212					
202.	Taking over of Juglote to Sateel J/Rd. from Forest Deptt i/c const. of damaged position bridge. (App.)	1.200	0.921	0.279	—	—	—
203.	Const. of J/Rd. from KKH to Bunner Chilas. (App.)	2.383	1.272	0.500	0.611	—	—

(Million Rupees)

Sl. No.	Name, Location and Status of the Scheme	Total Cost (F.E.C.)	Estimated Expenditure up to June, 1984	Revised Estimates for 1984-85	Allocation for 1985-86			
					Total ADP	Foreign Exchange Component		
						Own Resources	Foreign Aid	
1	2	3	4	5	6	7	8	
204.	Conversion of J/Rd. from Shatial to Gamari (Darel). (App.).	2.000	0.737	0.500	0.500	—	—	
205.	Const. of 261' span Sups Bridge over indus at Thalphan Chilas. (App.).	1.723	0.666	0.052	0.030	—	—	
206.	Const. of Dodeshal Foot susp bridge (Darel). (App.).	0.700	0.802	0.003	—	—	—	
207.	Const. of Tractorable Rd. from Chilas to Bato-gah. (App.).	1.800	1.376	0.424	—	—	—	
208.	Const. of 16 miles Rd. in Khinnar Nallah. (App.).	2.463	0.022	0.650	0.800	—	—	
209.	Const. of 16 Miles J/Rd. in Hudur Nallah. (App.).	2.498	1.515	0.750	0.600	—	—	
210.	Extension of tractor able Rd. from Natogah to Gitidas. (App.).	1.160	—	0.010	0.550	—	—	
Total (B & R. Div. Chilas)				..	4.214	4.388	—	—
B & R. Division Astore								
<i>(On-going Schemes)</i>								
211.	Const. of J/Rd. from Astore to Parishing (App.).	3.352	2.649	0.045	0.658	—	—	
212.	Survey/Investigation -3 tonner Rd. from Raikot Astore Gorikot. (App.).	0.500	0.240	0.050	—	—	—	
213.	Imp/Realignment of J/Rd. from Gurikote to Rattu (App.).	1.500	1.423	0.248	0.050	—	—	
214.	Const. of J/Rd. from Rampur to Tarishing linking Chorit with other villages. (App.)	1.770	0.662	0.980	0.128	—	—	
215.	Const. of 350' span susp bridge over Astore River linking Fina with Astore. (App.).	1.606	0.484	0.600	0.766	—	—	
216.	Imp/Realignment of Rd. from Astore to Harcho. (App.).	2.426	1.620	0.850	0.319	—	—	
217.	Const. of 370' span susp bridge over Astore River Near Ramghat. (App.).	1.980	0.325	1.450	0.205	—	—	
218.	Const. of J/Rd. from Aliabad to Kilashal. (App.).	2.175	—	0.010	0.300	—	—	
Total (On-going Schemes)				..	4.243	2.426	—	—

(Million Rupees)

Sl. No.	Name, Location and Status of the Scheme	Total Cost (F.E.C.)	Estimated Expenditure up to June, 1984	Revised Estimates for 1984-85	Allocation for 1985-86		
					Total ADP	Foreign Exchange Component	
						Own Resources	Foreign Aid
1	2	3	4	5	6	7	8
<i>(New Schemes)</i>							
219.	Const. of 3 Tonner Rd. from KKH to Astore-Gorikote.	237.890	—	—	20.000	—	—
Total (New Schemes) ..				—	20.000	—	—
Total (B&R Div. Astore) ...				4.243	22.426	—	—
Baltistan District							
B & R. Division Skardu							
<i>(On-going Schemes)</i>							
220.	Const. of link road from Satellite town to Bazar. (App.)	2.500	2.163	0.337	0.100	—	—
221.	Const. of 600' Span Susp Bridge at Shigar. (App.)	3.760	3.753	—	0.050	—	—
222.	Const. of Kawardu Arrindu J/Road Shigar. (App.)	3.500	3.492	0.005	0.050	—	—
		3.950					
223.	Imp. of Skardu Loosai J/Road, (App.) ..	1.374	0.548	0.020	0.700	—	—
		4.829					
224.	Const. of Susp bridge at Doko/ 3 50' Span/Shigar (App.)	0.982	0.932	—	0.050	—	—
225.	Metalling of road from mile 6 to 10. (App.) ..	3.900	2.678	0.350	0.018	—	—
226.	Const. of Dasso Askoi J/Road (Road portion). (App.)	2.350 (2.268)	—	0.400	0.035	—	—
227.	Const. of Approach Road, Water training works and one Susp bridge at Shigar. (App.)	2.200	1.771	0.357	0.430	—	—
228.	Const. of Dasso Askili J/Road (Bridge portion). (App.)	2.310	—	0.400	0.500	—	—
229.	Imp/Realignment of J/Rd. from Stakcho to Stak. (App.)	1.300	0.876	0.494	0.125	—	—
230.	Out-standing land Compensation cases (Dev. Schemes) Skardu. (App.)	2.017	0.730	0.178	1.400	—	—
231.	Metalling of various streets in Skardu Town. (App.)	2.500	0.127	1.000	1.373	—	—
232.	Const. of Link Road from shut to Dilamik. (App.)	1.500	0.326	0.404	0.574	—	—
233.	Const. of Link Road from Ganji bridge to Ganji Village. (App.)	1.200	0.248	0.270	0.700	—	—

(Million Rupees)

Sl. No.	Name, Location and Status of the Scheme	Total Cost (F.E.C.)	Estimated Expenditure up to June, 1984	Revised Estimates for 1984-85	Allocation for 1985-86			
					Total ADP	Foreign Exchange Component		
						Own Resources	Foreign Aid	
1	2	3	4	5	6	7	8	
234.	Imp of 22 miles J/Rd. from Qumaraht to Kawardu Culverts. (App.)	2.500	0.232	0.600	0.968	—	—	
235.	Const J/Rd. from Dodsai to Gultri. (App.)	4.922	—	0.175	1.000	—	—	
236.	Imp/Realignment of extension of R/Rd. from Biacha to Tormik i/c one No Truss bridge 40' Span. (App.)	1.000	—	0.134	0.600	—	—	
237.	Const. of 350' Span bridge over Indus River at Sapsar in Rondu. (App.)	1.621	—	0.900	0.721	—	—	
238.	Imp/ Realignment of 11 miles from susp bridge Thorgo to Shigar proner. (App.)	2.475	—	0.400	0.525	—	—	
Total (B. & R. Division Skardu)-					6.120	9.919	—	—
B. & R. Division Ghanche								
<i>(On-going Schemes)</i>								
239.	Const. of J/Rd. from Balagon to Dumsum linking Haldi and Surmo. (App.)	2.500	2.856	0.019	—	—	—	
240.	Const. of 400' Span Susp bridge at Balagond. (App.)	2.258	1.668	0.590	—	—	—	
241.	Const. of J/Rd. from Balaghar to Thalay. (App.)	2.406	1.876	0.530	—	—	—	
242.	Const. of Susp bridge at Parri. (App.)	1.060	0.596	0.623	—	—	—	
243.	Imp/Realignment of road from Skardu to Humayun bridge. (App.)	2.500	2.774	—	0.001	—	—	
		3.710						
244.	Const. of susp bridge at poin over Shyoko River. (App.)	2.500	1.031	0.787	1.000	—	—	
245.	Const. of RCC bridges, Culverts and Causeway from Skardu to Humayun bridge. (App.)	1.517	1.542	0.200	0.002	—	—	
246.	Imp/Realignment of roads from Olding Cantt. to Gangani. (App.)	1.817	0.642	0.500	0.914	—	—	
247.	Const. of J/Rd. from Kharmong bridge to Ghundus (App.)	1.257	0.368	0.880	0.009	—	—	
248.	Const. of J/Rd. from Surmo bridge to Farno. (App.)	2.500	0.236	0.131	1.000	—	—	
249.	Const. of J/Rd. from Dumus to Kondus i/c 400' Span Susp bridge. (App.)	2.500	1.313	1.496	0.066	—	—	
250.	Const. of J/Rd. from Dumus to Saltero. (App.)	2.402	0.625	1.777	0.360	—	—	
		3.799						
251.	Imp/Realignment of left over portion of road from Humayun Bridge to Khaplu. (App.)	0.667	0.462	0.205	0.100	—	—	
		2.300						
252.	Conversion of poney track into Jeepable road from Mehdiabad to Dapa. (App.)	1.971	0.003	0.100	1.000	—	—	
253.	Imp/Realignment & widening of Most Dangerous points of road from Humayun bridge to Olding. (App.)	2.486	—	0.732	0.800	—	—	

(Million Rupees)

Sl. No.	Name, Location and Status of the Scheme	Total Cost (F.E.C.)	Estimated Expenditure up to June, 1984	Revised Estimates for 1984-85	Allocation for 1985-86			
					Total ADP	Foreign Exchange Component		
						Own Resources	Foreign Aid	
1	2	3	4	5	6	7	8	
254.	Const. of J/Rd. from Kharmong Bridge to Kindrik. (App.)	2.199	0.003	0.100	1.500	—	—	
255.	Const. of 400' Span Susp bridge at Koro/Ghohari. (App.)	1.604	—	0.300	1.304	—	—	
256.	Outstanding land compensation cases of Dev. Schemes in Ghanchi B.&R. Division. (App.)	2.500	—	1.520	1.300	—	—	
257.	Const. of Susp. bridge at Moral. (App.)	1.500	1.619	—	0.050	—	—	
Total (On-going Schemes)				..	10.095	9.406	—	—
<i>(New Schemes):</i>								
258.	Const. of J/Rds. in Goma area. (App.)	4.999	—	—	0.500	—	—	
259.	Purchase of vehicles T&P machinery for NA PWD Baltistan. (App.)	2.500	—	—	1.000	—	—	
Total (New Schemes)				..	—	1.500	—	—
Total (B. & R. Division Ghanche)				..	10.095	10.906	—	—
NATCO								
<i>(On-going Schemes):</i>								
260.	Replacement of NATCO Vehicles	2.500	—	2.500	—	—	—	
Total (On-going Schemes)				..	2.500	—	—	
<i>(New Schemes):</i>								
261.	Replacement of old Vehicles/Fleet and Extension of operation of NATCO.	2.500	—	—	2.500	—	—	
262.	Replacement of Petrol engine Jeeps with Diesel engine pic ups of NATCO.	2.500	—	—	2.500	—	—	
Total (New Schemes)				..	—	5.000	—	—
Total (NATCO)				..	—	5.000	—	—
Total (Transport & Communications)				..	43.915	91.466	—	—

PHYSICAL PLANNING AND HOUSING**BUILDING AND HOUSING :****B & R Division Gilgit***(On-going Schemes)*

263.	Strengthening of NAWO Work Shop. (App.)	1.466	0.880	0.100	0.486	—	—
264.	Const. of office for CPO and its furnishing. (App.)	2.500	0.140	0.400	0.500	—	—
265.	Service facilities in Bachelor Hostel at Gilgit. (App.)	0.650	0.190	0.100	0.350	—	—
266.	Const. of Res. Accn. for P&D Deptt. (App.)	1.722	1.305	0.140	0.277	—	—
267.	Const. of Conference Hall at Residency. (App.)	2.495	2.450	0.040	0.002	—	—

(Million Rupees)

Sl. No.	Name, Location and Status of the Scheme	Total Cost (F.E.C.)	Estimated Expenditure up to June, 1984	Revised Estimates for 1984-85	Allocation for 1985-86			
					Total ADP	Foreign Exchange Component		Foreign Aid
						Own Resources		
1	2	3	4	5	6	7	8	
268.	Const. of 12 E type Qtrs. at Gilgit. (App.) ..	2.215	1.794	0.377	0.003	—	—	
269.	Const. of Police Station at Gilgit. (App.) ..	1.208	0.158	0.052	0.250	—	—	
270.	Const. of PRTC at Gilgit. (App.) ..	2.315	2.062	0.153	0.020	—	—	
271.	Const. of Barracks for NAWO Staff at Gilgit. (App.)	1.050	0.867	0.010	0.004	—	—	
272.	Const. of IGP House (1C type Qtrs.) (App.)	2.300	1.596	0.300	0.400	—	—	
273.	Const. of Youth Stadium. (App.) ..	2.500	0.712	0.200	0.100	—	—	
274.	Const. of Food-grain godown at Islamabad. (App.)	2.492	1.770	0.150	0.100	—	—	
275.	Const. of Res. Accn. for AEE and his Staff at Kaulote Gilgit. (App.)	0.180	0.178	0.002	0.004	—	—	
276.	Const. of Bldg. for Judicial Department. (App.)	1.478	0.921	0.332	0.200	—	—	
277.	Estab. of Fire fighting station. (App.) ...	2.452	0.501	0.150	0.450	—	—	
278.	Estab. of Govt. Library at Gilgit. (App.) ...	0.302	0.198	0.060	0.040	—	—	
279.	Const. at of 4 Nos. Cat-II Qtrs. at Gilgit. (App.)	2.475	—	0.800	0.830	—	—	
280.	Const. of Res. Accn. for Judicial Commissioner Gilgit. (App.) ...	1.200	—	0.400	0.200	—	—	
281.	Const. of office Accn. for Staff of Commissioner at Gilgit. (App.)	2.490	—	0.400	0.600	—	—	
282.	Const. of office for DC and his Staff at Gilgit. (App.)	2.333	—	0.400	0.600	—	—	
283.	Repair/Imp of existing Non-Residential Bldg. (App.)	2.335	—	0.400	0.700	—	—	
284.	Repair/Renovation of residential Bldg. at Gilgit. (App.)	2.272	—	0.400	0.800	—	—	
285.	Const. of W/Power and Survey investigation office Gilgit. (App.)	1.140	0.871	—	0.130	—	—	
Total (On-going Schemes) ...				5.366	7.046	—	—	
(New Schemes)								
286.	Rehabilitation of old Bldg. at Gilgit (App.) ...	2.447	—	—	1.000	—	—	
287.	Area Development scheme Chilmisdas (App.)	2.500	—	—	0.500	—	—	
288.	Police Recruit Training Centre at Gilgit. (App.)	4.700	—	—	0.500	—	—	
289.	Const. of Res. Accn. for Newly created staff of P & D Cell Commissioner office at Gilgit Cat-II Qtrs. 3 Nos. (App.)	1.876	—	—	1.000	—	—	
290.	Const. of Northern Arcas House Islamabad. (Un-App.)	5.000	—	—	0.100	—	—	
291.	Explosive stores at Chilmisdas. (App.) ...	2.200	—	—	0.500	—	—	
Total (New Schemes) ...				—	3.600	—	—	
Total (B&R Divn. Gilgit) ...				5.366	10.646	—	—	

(Million Rupees)

Sl. No.	Name, Location and Status of the Scheme	Total Cost (F.E.C.)	Estimated Expenditure up to June, 1984	Revised Estimates for 1984-85	Allocation for 1985-86		
					Total ADP	Foreign Exchange Component	
						Own Resources	Foreign Aid
1	2	3	4	5	6	7	8
B & R Division Ghizer							
<i>(On-going Schemes) :</i>							
292.	Const. of Police Station at Gupis and Yasin. (App.).	1.000	1.025	0.010	0.010	—	—
293.	Const. of Police Station at Punial/Ishkoman. (App.).	1.764	1.578	0.186	0.010	—	—
294.	Const. of Court and Office for SDM and his Staff at Singal and Gupis. (App.).	1.430	1.296	0.126	0.010	—	—
Total (B&R Divn. Ghizer) ..				0.322	0.030	—	—
B & R Division Hunza/Nagar							
<i>(On-going Schemes) :</i>							
295.	Const. of Res. Accn. for Police at Nagar. (App.)	1.151	0.828	—	0.002	—	—
296.	Const. of 4 Nos. Police Station at Nagar. (App.)	2.474	1.981	—	0.003	—	—
297.	Const. of Police Station at Gulmit. (App.) ..	0.860	0.525	0.020	0.310	—	—
298.	Const. of Res. Accn. for Tehsildar and Staff at Gulmit. (App.).	1.436	0.660	0.219	0.356	—	—
299.	Const. of Police Chowki at Dhee. (App.) ..	0.856	0.315	0.102	0.200	—	—
Total (B & R Div. H/Nagar) ..				0.341	0.871	—	—
Combined Schemes :							
300.	Const. of GS Check Post at Darkut, Chapursan and Ghizer Mohtramdam (App.).	1.547	0.578	0.060	0.002	—	—
301.	Hanza Nagar		0.771	—	0.002	—	—
Total (Combined Schemes) ..				0.060	0.004	—	—
B & R Division Chilas							
<i>(On-going Schemes) :</i>							
302.	Const. of Guest House at Chilas Police Chowki at Shatial and Imp. of Old Civl. R & S Buildings in Diamer. (App.).	1.360	0.957	0.200	0.203	—	—
303.	Const. of DC House with servant quarters at Chilas. (App.).	1.557	0.746	0.011	0.800	—	—
304.	Rehabilitation works in earth quake affected areas in Darel Valley. (App.).	4.686	1.407	2.037	1.000	—	—
305.	Estab. of fire fighting station at Chilas. (App.)	2.342	0.200	0.300	0.400	—	—
306.	Const. of Police Station with 1 E type quarter at Guner. (App.).	1.383	0.200	0.500	0.683	—	—
307.	Const. of Court office for Addl. Distt. Session Judge Chilas. (App.).	1.109	—	0.200	0.500	—	—
308.	Internal Electrification to Govt. Building at Tangir. (App.).	0.186	—	0.180	0.006	—	—
309.	Const. of new Jail building at Chilas. (Un-app.)	9.847	—	—	0.081	—	—
Total (On-going Schemes) ..				3.428	3.673	—	—

(Million Rupees)

Sl. No.	Name, Location and Status of the Scheme	Total Cost (F.E.C.)	Estimated Expenditure up to June, 1984	Revised Estimates for 1984-85	Allocation for 1985-86		
					Total ADP	Foreign Exchange Component	
						Own Resources	Foreign Aid
1	2	3	4	5	6	7	8
<i>(New Schemes)</i>							
310.	Const. of office Accn. for Circle office Chilas. (App.)	2.246	—	—	0.800	—	—
311.	Const. of Res. Accn. for NAPWD Staff (1 Cat-II 1 Cat-III quarter at Chilas). (App.)	2.493	—	—	0.800	—	—
312.	Const. of Res. Accn. for Adtl. Distt. & Session Judge Diامر. (App.)	0.580	—	—	0.500	—	—
313.	Const. of Police Line at Chilas	2.500	—	—	0.500	—	—
Total (New Schemes)				..	—	2.600	—
Total (B & R Division Chilas)				..	3.428	6.273	—
B & R Division Astore							
<i>(On-going Schemes)</i>							
314.	Const. of 1 D, 3 E, & 2 H type Qtrs at Astore, Bunji. (App.)	1.336	0.685	0.250	0.400	—	—
315.	Const. of Sub-Sector Comd. office and his Residence at Astore. (App.)	2.500	2.048	0.100	0.200	—	—
316.	Const. of 1 F type Qtrs at Minimerg. (App.)	0.200	0.050	0.090	0.060	—	—
317.	Const. of Police Station at Minimerg. (App.)	1.871	1.079	0.150	0.200	—	—
318.	Const. of office of DSP IP and Police Station at Astore. (App.)	1.950	0.973	0.150	0.100	—	—
319.	Const. of Court/Res. Accn. or Civil Judge at Astore.	0.932	—	0.200	0.300	—	—
Total (On-Going Schemes)				..	0.940	1.260	—
<i>(New Schemes)</i>							
320.	Special repair to AC Houses/revenue bldgs. and repair of Govt. vehicle in N.A.	2.500	—	—	2.500	—	—
Total (New Schemes)				..	—	2.500	—
Total (B & R Div. Astore)				..	0.940	3.760	—
Baltistan District							
Sub-Sector Skardu							
<i>(On-going Schemes)</i>							
321.	Const. of NAWO Store & Garrages at Skardu. (App.)	1.460	1.214	0.246	0.002	—	—
322.	Const. of Res Accn. for Govt. Servants in Baltistan (20 Room Bachelor Hostel). (App.)	4.646	2.193	0.001	1.200	—	—
323.	Const. of 10 'G' type qtrs. at Skardu. (App.) ..	2.500	1.548	—	0.150	—	—
324.	Const. of Distt. Police Line at Skardu. (App.)..	2.000	1.997	—	0.050	—	—
325.	Const. of Police Posts at Bazar, Harpo, Gulabpur, Dasso and Airport. (App.)	3.486	3.466	—	0.002	—	—

(Million Rupees)

Sl. No.	Name, Location and Status of the Scheme	Total Cost (F.E.C.)	Estimated Expenditure up to June, 1984	Revised Estimates for 1984-85	Allocation for 1985-86		
					Total ADP	Foreign Exchange Component	
						Own Resources	Foreign Aid
1	2	3	4	5	6	7	8
326.	Const. of Police Station at Stak, Kachura, Tissar and Thowar. (App.).	4.000	3.798	—	0.100	—	—
327.	Const. of Session Judge Court/Residence & Staff qtrs. at Skardu. (App.).	2.500	2.585	0.104	0.186	—	—
328.	Const. of SDO Office/Residence at Thowar and Shigar. (App.).	1.350	0.817	—	0.070	—	—
329.	Extension of Jail Building at Skardu. (App.)	1.570	0.446	0.304	0.438	—	—
		2.497					
330.	Estab. of fire fighting station at Skardu. (App.)	2.485	—	0.400	0.350	—	—
331.	GGI sheet roofing of Govt. buildgs. at Skardu. (App.).	2.500	—	0.600	0.368	—	—
332.	Const. of Conference Hall and DC offices and attached department at Skardu. (App.).	2.003	—	0.541	0.300	—	—
333.	Const. of office for W/Power Division and Baltistan Circle at Skardu. (App.).	2.488	—	0.174	0.300	—	—
	Total (Sub-Sector Skardu)			2.370	3.516	—	—
Sub-Sector Ghanche							
<i>(On-going Schemes)</i>							
334.	Const. of office Building for sub-sec. Ghanche at Skardu. (App.).	1.600	1.678	0.162	—	—	—
335.	Const. of Police station at Keris Dogoni and Seksa. (App.).	2.500	2.467	0.300	—	—	—
336.	Const. of Police Station at Mehdiabad, Tolti and Olding.	2.500	2.534	0.060	—	—	—
337.	Const. of AC's office/Court and residence at Khaplu and Tolti. (App.).	1.583	—	0.069	0.600	—	—
	Total (On-going Schemes)			0.591	0.600	—	—
<i>(New Schemes)</i>							
338.	Const. of Treasury Chest at Khaplu. (App.)	1.345	—	—	0.500	—	—
339.	Abnormal repair of Govt. buildings in Baltistan. (App.).	2.500	—	—	1.000	—	—
340.	Const. of Cement and Explosive Stores at Khaplu, Tolti and Olding (App.).	1.335	—	—	0.500	—	—
	Total (New Schemes)			—	2.000	—	—
	Total (Sub-Sec. Ghanche)			0.591	2.600	—	—
	Total (Building and Housing)			13.418	27.700	—	—

(Million Rupees)

Sl. No.	Name, Location and Status of the Scheme	Total Cost (F.E.C.)	Estimated Expenditure up to June, 1984	Revised Estimates for 1984-85	Allocation for 1985-86			
					Total ADP	Foreign Exchange Component		
						Own Resources	Foreign Aid	
1	2	3	4	5	6	7	8	
WATER SUPPLY								
B. & R. Division Water Power Gilgit								
<i>(On-going Schemes)</i>								
341.	Drainage/Sanitation to Gilgit Town. (App.) ..	1.000	0.908	—	0.092	—	—	
342.	Water Supply Scheme at Sakwar. (App.) ..	1.473	1.208	0.252	0.013	—	—	
343.	Modification Imp. of water supply scheme Gilgit Town. (App.).	4.300	2.213	0.626	0.700	—	—	
344.	Extension of water supply scheme at Gilgit town. (App.).	2.079	1.623	—	0.001	—	—	
345.	Water supply scheme from Kargah to Barmas. (App.).	4.800	3.826	0.182	0.400	—	—	
346.	Water supply scheme from Barmas to Jutial. (App.)	4.000	3.560	0.147	0.100	—	—	
347.	Water supply scheme from Karagah to Jutial. (Land Comp).	2.249	1.579	0.252	0.366	—	—	
348.	Water supply scheme at Juglote Sai. (App.) ..	0.950	0.048	0.522	0.400	—	—	
349.	Water Supply scheme at Sakarkoi. (App.) ..	0.544	—	0.401	0.133	—	—	
350.	Water supply scheme at Danyore Sultanabad. (App.).	3.125	1.626	1.401	0.164	—	—	
Total (Water and Power Division Gilgit) ..					3.783	2.369	—	—
351.	Water Supply schemes Sherquillah. (App.) ..				0.002	—	—	
Total (W/power Div. Glt.)					3.868	2.371	—	—
B. & R. Division H/Nagar								
<i>(On-going Schemes)</i>								
352.	Watersupply schemes at Karimabad. (App.) ..	0.500	0.185	—	—	—	—	
353.	Water supply scheme at Nagar Proper. (App.) ..	2.350	1.082	0.200	0.300	—	—	
354.	Water supply scheme at Aliabad. (App.) ..	2.486	0.160	—	—	—	—	
Total (B. & R. Div. Hunza/Nagar) ..					0.200	0.300	—	—
Sub-Sector Chijas								
<i>(On-going Schemes)</i>								
355.	Const. of water supply schemes village Charchal, Ghali, Bankhali Mushkey at Tangir. (App.)	0.500	0.205	0.040	—	—	—	
356.	Extension of water supply schemes villages Charchal, Ghali, Bankhali Mushkey and Dianer at Tangir. (App.)	2.500	1.450	0.260	—	—	—	
Total (On-going schemes) ..					0.300	—	—	—

(Million R rupees)

Sl. No.	Name, Location and Status of the Scheme	Total Cost (F.E.C.)	Estimated Expenditure up to June, 1984	Revised Estimates for 1984-85	Allocation for 1985-86		
					Total ADP	Foreign Exchange Component	
						Own Resources	Foreign Aid
1	2	3	4	5	6	7	8
<i>(New Schemes)</i>							
357.	Water Supply schemes at Harpindas Chilas. (App.)	2.498	—	—	0.500	—	—
Total (new schemes)			..	—	0.500	—	—
Total (B.&R. Div. Chalis)			..	0.300	0.500	—	—
B & R Division Astore							
<i>(On-going Schemes)</i>							
358.	Water Supply scheme at Astore town. (App.)	..	2.460	1.326	0.500	0.240	—
359.	Water supply at Gorikote. (App.)	..	2.385	0.772	0.300	0.200	—
360.	Water supply scheme at Bunji. (App.)	..	2.391	1.072	0.429	0.200	—
Total (B.&R. Div. Astore)			..	1.229	0.640	—	—
Bajtistan District							
Sub-sector Skardu							
361.	Water supply scheme at Thowar. (App.)	..	1.600	0.834	0.130	—	—
362.	Water supply scheme at Gamba Skardu. (App.)	..	1.600	1.223	0.377	—	—
363.	Water supply scheme at Alchuri. (App.)	..	1.300	0.866	0.093	—	—
364.	Water supply scheme at Gayul. (App.)	..	1.050	0.674	—	0.276	—
365.	Water supply scheme Ph-II Skardu. (App.)	..	1.000	0.854	—	0.146	—
366.	Water supply scheme at Hussainabad. (App.)	..	1.900	0.835	0.170	0.400	—
367.	Const. of sanitation system at Skardu (App.)	..	1.800	—	—	0.200	—
368.	Water supply scheme Ph-II Shioagar. (App.)	..	1.800	1.196	0.200	0.410	—
369.	Provision of water supply system in Olding, Khargraong and Kushohagh at Skardu. (App.)	..	2.033	0.021	1.153	0.597	—
370.	Water supply scheme at Churka (App.)	..	3.700	—	0.100	0.400	—
Total (Sub-Sector W/Power Skardu)			..	2.223	2.429	—	—
Sub-Sector Ghanche							
<i>(On-going Schemes)</i>							
371.	Water supply scheme at Pari. (App.)	..	1.080	0.383	0.050	0.005	—
372.	Water supply scheme at Dapa. (App.)	..	0.815	0.289	0.025	—	—
373.	Water supply scheme at Hamzigond. (App.)	..	0.985	0.538	0.055	—	—
374.	Water supply scheme at Olding. (App.)	..	1.965	1.930	—	0.035	—
375.	Water supply scheme at Katisho. (App.)	..	0.976	0.178	0.010	0.090	—
376.	Water supply scheme at Chatpa. (App.)	..	0.538	0.311	0.020	0.080	—
377.	Water supply scheme at Thalley. (App.)	..	1.920	0.764	0.300	0.636	—
Total (Sub-Sector Ghanche)			..	0.460	0.846	—	—
Total (Water Supply)			..	8.195	7.088	—	—
Total (Physical Planning and Housing)			..	21.513	34.788	—	—

(Million Rupees)

Sl. No.	Name, Location and Status of the Scheme	Total Cost (F.E.C)	Estimated Expenditure up to June, 1984	Revised Estimates for 1984-85	Allocation for 1985-86		
					Total ADP	Foreign Exchange Component	
						Own Resources	Foreign Aid
1	2	3	4	5	6	7	8
EDUCATION							
PRIMARY EDUCATION							
Gilgit-I Area							
<i>(On-going Schemes)</i>							
378.	Opening of P/S at Sonikote. (App.) ..	0.180	0.134	0.046	0.025	—	—
379.	Const. of P/S building at Old Polo Ground. (Under Revision).	0.401	0.536	0.017	0.275	—	—
		0.829					
380.	Const. of P/S building at Hospital Colony. (App.)	0.130	0.066	0.099	0.001	—	—
381.	Const. of P/S building at Nalter Pain. (App.)..	0.174	0.151	0.002	—	—	—
	Total- (Gilgit-I Area)				0.164	0.301	—
Gilgit-II Area							
<i>(On-going Schemes)</i>							
382.	Opening of P/S at Chakarkote Maidan. (App.)..	0.180	0.143	0.018	—	—	—
383.	Construction of Girls P/S building at Danyore. (App.)..	0.212	0.114	0.098	0.002	—	—
384.	Construction of P/S building at Shuta. (App.)	0.150	0.075	0.075	0.010	—	—
385.	Construction of P/S building at Farfoo. (App.)..	0.250	0.059	0.200	0.002	—	—
386.	Construction of P/S building at Bulohi. (App.)..	0.250	—	0.200	0.050	—	—
387.	Construction of P/S building at Hopay. (App.)	0.139	0.060	0.039	0.002	—	—
	Total-(Gilgit-II Area)				0.680	0.066	—
Nagar Area							
<i>(On-going Schemes):</i>							
388.	Opening of P/S at Dadimal. (App.) ..	0.193	0.171	0.028	0.013	—	—
	Total-(Nagar Area)				0.028	0.013	—
Hunza Area							
<i>(On-going Schemes)</i>							
389.	Opening of P/S at Khuda Abad. (App.) ..	0.180	0.151	0.029	0.006	—	—
390.	Const. of Girls P/S building at Misgar. (App.)	0.200	0.228	0.032	—	—	—
391.	Const. of Girls P/S building at Baltit. (App.)..	0.250	0.010	0.240	0.002	—	—
	Total-(Hunza Area)				0.271	0.008	—

(Million Rupees)

Sl. No.	Name, Location and Status of the Scheme	Total Cost (F.E.C.)	Estimated Expenditure up to June, 1984	Revised Estimates for 1984-85	Allocation for 1985-86		
					Total ADP	Foreign Exchange Component	
						Own Resources	Foreign Aid
1	2	3	4	5	6	7	8
Schemes Punial/Ishkoman Area							
<i>(On-going Schemes)</i>							
392.	Opening of P/S at Batswat. (App.) ..	0.193	0.193	0.020	—	—	—
393.	Opening of Girls P/S at Chatorkhand. (App.)	0.242	0.192	0.050	0.036	—	—
394.	Opening of P/S Hattoon. (App.) ..	0.203	0.152	0.051	0.005	—	—
S. Total-(Punial Ishkoman Area) ..				0.121	0.041	—	—
Gupis/Yasin Area :							
<i>(On-going Schemes) :</i>							
395.	Opening of Girls P/S at Gupis. (App.) ..	0.240	0.151	0.089	0.036	—	—
396.	Opening of P/S at Handrab. (App.) ..	0.193	0.098	0.095	0.028	—	—
397.	Const. of P/S. building at Yasin. (App.) ..	0.203	0.116	0.807	0.010	—	—
398.	Const. of P/S building at Darkut. (App.) ..	0.203	0.100	0.103	0.010	—	—
399.	Const. of P/S building at Phander. (App.) ..	0.203	0.110	0.093	—	—	—
Total-(Gupis/Yasin Area) ..				0.467	0.084	—	—
Total (Primary Education Gilgit Distt.) ..				1.731	0.513	—	—
SECONDARY EDUCATION							
Schemes on the basis of Gilgit-I Area							
<i>(On-going Schemes)</i>							
400.	Extention to the building of K. G. School and Govt. Girls H/S at Gilgit. (App.)	0.766	1.216	0.529	—	—	—
401.	Extension to the building of Govt. H/S at Gilgit. (App.)	1.628 0.454	0.230	0.314	—	—	—
402.	Upgradation of P/S Sharote to M/S. (App.) ..	1.296	0.725	0.571	0.002	—	—
403.	Upgradation of P/S Amphary to M/S. (App.) ..	1.406	1.290	0.294	—	—	—
404.	Construction of 4 rooms and Laboratory for Govt. H/S. Gilgit. (App.)	0.875	0.540	0.076	—	—	—
Total-(Gilgit-I Area) ..				1.784	0.002	—	—
Gilgit-II Area							
<i>(On-going Schemes)</i>							
405.	Upgradation of P/S Rahimabad to M/S. (App.)	1.296	0.260	1.000	0.036	—	—
406.	Upgradation of P/S Jaglote Sai to M/S. (App.)	1.296	0.778	0.518	0.002	—	—
407.	Upgradation of P/S Datuchi to M/S. (App.) ..	1.000	0.499	0.501	0.020	—	—
408.	Construction of P/S building at Jalalabad. (App.)	1.249	1.152	—	0.134	—	—
409.	Construction of M/S building at Sassi. (App.)	1.000	0.614	0.700	—	—	—
410.	Const. of M/S. building at Danyore. (App.) ..	1.212	0.466	0.115	0.631	—	—
Total-(Gilgit-II Area) ..				2.834	0.823	—	—

(Million Rupees)

Sl. No.	Name, Location and Status of the Scheme	Total Cost (F.E.C.)	Estimated Expenditure up to June, 1984	Revised Estimates for 1984-85	Allocation for 1985-86		
					Total ADP	Foreign Exchange Component	
						Own Resources	Foreign Aid
1	2	3	4	5	6	7	8
Nagar Area							
<i>(On-going Schemes)</i>							
411.	Upgradation of P/S Nilt to M/S. (App.) ..	1.296	1.048	0.248	—	—	—
412.	Upgradation of P/S Nagar Proper to M/S. (2nd revision under process).	1.296	1.619	0.176	—	—	—
		1.795					
413.	Upgradation of P/S Gulmat to M/S. (App.) ..	1.296	1.348	0.029	—	—	—
414.	Upgradation of P/S Faker to M/S. (App.) ..	1.296	0.400	0.876	0.004	—	—
415.	Upgradation of P/S Sikandarabad to M/S. (App.)	1.296	0.398	0.933	0.006	—	—
	Total (Nagar Area) ..			2.262	0.010	—	—
Hunza Area							
<i>(On-going Schemes)</i>							
416.	Upgradation of M/S Hindi to Secondary level. (App.)	1.786	1.928	0.050	—	—	—
417.	Upgradation of P/S Misgar to M/S. (App.) ..	1.501	1.530	0.016	—	—	—
418.	Upgradation of Girls M/S Aliabad to Secondary level. (App.)	1.757	0.751	1.000	0.010	—	—
419.	Upgradation of M/S Galmit to Secondary level. (App.)	1.786	0.525	0.642	0.619	—	—
420.	Upgradation of P/S Soost to M/S. (App.) ..	1.200	0.080	0.600	0.520	—	—
	Total (Hunza Area) ..			2.408	1.149	—	—
Punial/Ishkoman Area							
<i>(On-going Schemes)</i>							
421.	Upgradation of M/S Pakora to Secondary level. (App.)	0.838	0.411	0.427	0.002	—	—
422.	Const. of P/S building at Sherqillah. (App.) ..	1.100	1.165	0.050	—	—	—
423.	Const. of Girls M/S. building at Gahkuch. (App.)	1.301	1.298	0.003	—	—	—
424.	Upgradation of P/S Single to M/S. (App.) ..	1.300	0.541	0.759	0.002	—	—
425.	Upgradation of P/S Ishkoman to M/S. (App.)	1.300	0.401	0.778	0.120	—	—
426.	Upgradation of P/S Immit to M/S. (App.) ..	1.300	0.504	0.786	0.050	—	—
	Total (Punial/Ishkoman Area) ..			2.803	0.174	—	—
Schemes of Gupis/Yasin Area							
<i>(On-going Schemes)</i>							
427.	Upgradation of P/S Gulakhmuli to M/s. (App.)	1.300	0.735	0.542	0.023	—	—
428.	Upgradation of P/S Barkulti/Hunder to M/S. (App.)	1.300	0.552	0.748	0.005	—	—
429.	Upgradation of P/S Sumal to M/S. (App.) ..	1.300	0.355	0.945	0.005	—	—
430.	Upgradation of P/S Thoi to M/S. (App.) ..	1.300	0.445	0.885	0.112	—	—
	Total (Gupis/Yasin Area) ..			3.120	0.145	—	—
	Total (Secondary Edu. Glt. Distt.) :			15.211	2.303	—	—

(Million Rupees)

Sl. No.	Name, Location and Status of the Scheme	Total Cost (F.E.C.)	Estimated Expenditure up to June, 1984	Revised Estimates for 1984-85	Allocation for 1985-86		
					Total ADP	Foreign Exchange Component	
						Own Resources	Foreign Aid
1	2	3	4	5	6	7	8
COLLEGE EDUCATION							
Schemes on the Basis of Gilgit District							
<i>(On-going Schemes)</i>							
431.	Upgradation of Inter College Gilgit to Degree level and provision of Science Equipment, Library Books and furniture. (App.)	1.238	1.191	0.047	—	—	—
432.	Upgradation of Inter College Gilgit to Degree level. (App.)	0.693	1.919	0.568	—	—	—
		2.487					
Total (Gilgit District) :				...	0.615	—	—
MISCELLANEOUS PROGRAMME							
Schemes on the Basis of Gilgit District							
<i>(On-going Schemes)</i>							
433.	Construction of residential accommodation for the teaching of 10 H/S and 20 M/S in Gilgit District. (App.)	2.198	1.276	0.582	0.340	—	—
434.	Repairs of Educational Institutions in Gilgit Sub Sector. (App.)	0.750	1.066	0.327	0.327	—	—
		1.720					
435.	Repairs to Educational Institutions in Hunza/Nagar Area. (App.)	0.579	0.939	0.040	—	—	—
		0.979					
Total (Miscellaneous Education)				...	0.949	0.667	—
Total (Education Gilgit)				...	18.506	3.483	—
SCHEMES OF DIAMIR DISTRICT							
PRIMARY EDUCATION							
Chilas Area							
<i>(On-going Schemes)</i>							
436.	Opening of P/S at Phusky. (App.)	0.208	0.149	0.059	—	—	—
437.	Opening of P/S at Dache. (App.)	0.172	0.162	0.010	0.025	—	—
438.	Opening of P/S at Gina. (App.)	0.250	0.173	0.077	—	—	—
Total (Chilas Area)				...	0.146	0.025	—
Astore-II Area:							
<i>(On-going Schemes):</i>							
439.	Opening of P/S at Guzai. (App.)	0.172	0.130	0.042	0.013	—	—
440.	Opening of P/S at Shikong. (App.)	0.444	0.192	0.252	—	—	—
Total (Astore-II Area)				...	0.294	0.013	—

(Million Rupees)

Sl. No.	Name, Location and Status of the Scheme	Total Cost (F.E.C.)	Estimated Expenditure up to June, 1984	Revised Estimates for 1984-85	Allocation for 1985-86		
					Total ADP	Foreign Exchange Component	
						Own Resources	Foreign Aid μ
1	2	3	4	5	6	7	8
Darel/Tangir Area							
<i>(On-going Schemes)</i>							
441.	Opening of P/S at Korang. (App.)'	0.250	0.210	0.240	0.002	—	—
442.	Opening of P/S at Gali. (App.)	0.250	0.212	0.038	0.002	—	—
443.	Opening of P/S at Thilkush. (App.). ..	0.250	0.200	0.050	0.002	—	—
Total (Darel/Tangir Area) :					0.128	0.006	—
Schemes on the Basis of Diamir District							
<i>(On-going Schemes)</i>							
444.	Reconst. of 40 defunct V. Aid School Buildings in Diamir. (under revision).	4.285	4.219	2.000	0.200	—	—
		6.720					
Total (Diamir District) :					2.000	0.200	—
Total (On-going Schemes of Primary Education of Diamir District) :					2.568	0.244	—
SECONDARY EDUCATION							
Scheme of Chilas Area							
<i>(On-going Schemes)</i>							
445.	Upgradation of P/S Jall to M/S. (App.) ..	1.000	0.801	0.139	0.096	—	—
446.	Upgradation of Gilrs P/S Chilas to M/S. (App.)	1.000	0.5528	0.572	0.005	—	—
Total (Chilas Area) :					0.711	0.101	—
Astore-I Area							
<i>(On-going Schemes)</i>							
447.	Reconst. of H/S. building at Astore. (App.). ..	1.734 (1.632)	0.132	0.102	0.050	—	—
448.	Upgradation of P/S Gorikot to M/S. (App.). ..	1.000 (0.205)	—	0.795	0.005	—	—
449.	Upgradation of P/S Dashkin to M/S. (App.).	1.000	—	0.810	0.005	—	—
		0.190					
Total (Astore-I Area) :					1.707	0.060	—
Astore-II Area							
<i>(On-going Schemes)</i>							
450.	Upgradation of P/S Chorit to M/S. (App.). ..	1.000	0.673	0.327	0.005	—	—
451.	Upgradation of P/S Dirla Bla to M/S. (App.)...	1.000	0.297	0.703	0.005	—	—
Total (Astore-II Area) :					1.030	0.010	—

(Million Rupees)

Sl. No.	Name, Location and Status of the Scheme	Total Cost (F.E.C.)	Estimated Expenditure up to June, 1984	Revised Estimates for 1984-85	Allocation for 1985-86		
					Total ADP	Foreign Exchange Component	
						Own Resources	Foreign Aid
1	2	3	4	5	6	7	8
Darel/Tangir Area							
<i>(On-going Schemes)</i>							
452.	Upgradation of P/S Khamikot to M/S. (App.)	1.000	0.980	0.020	0.002	—	—
Total (Darel/Tangir Area) :				0.020	0.002	—	—
Schemes on the Basis of Diamer District							
<i>(On-going Schemes)</i>							
453.	Upgradation M/S Darel/Rattu to Secondary Level. (App.)	0.950	0.812	0.111	0.027	—	—
454.	Upgradation of 5 P/S to M/S at Minimer, Gonar Form, Thore, Manikal and Coharabad. (App.)	0.300	3.619	0.626	0.333	—	—
				1.578			
Total (Diamer District)				0.737	0.360	—	—
Total (Secondary Education of Diamer District)				4.205	0.533	—	—
COLLEGE EDUCATION							
Schemes on the Basis of Diamer District							
<i>(On-going Schemes)</i>							
455.	Const. of building for Govt. Intermediate College Chilas. (App.)	2.476	—	1.876	0.600	—	—
Total (College Edu.) :				1.876	0.600	—	—
MISCELLANEOUS EDUCATION							
Schemes on the Basis of Diamer District							
<i>(On-going Schemes)</i>							
456.	Repairs to Educational Institutions in Darel/Tangir/Chilas. (App.)	0.500	0.569	0.006	—	—	—
457.	Repairs to Educational Institutions in Astore. (App.)	0.400	0.434	0.020	0.006	—	—
Total (Misc. Edu.) :				0.026	0.006	—	—
BALTISTAN DISTRICT							
PRIMARY EDUCATION							
Rondu Area							
<i>(On-going Schemes)</i>							
458.	Opening of P/S at Turmik. (App.)	0.445	0.259	0.196	0.005	—	—
459.	Opening of P/S at Talu Bfoq. (App.)	0.449	0.288	0.161	—	—	—
Total (Rondu Area) :				0.357	0.005	—	—

(Million Rupees)

Sl. No.	Name, Location and Status of the Scheme	Total Cost (F.E.C.)	Estimated Expenditure up to June, 1984	Revised Estimates for 1984-85	Allocation for 1985-86		
					Total ADP	Foreign Exchange Component	
						Own Resources	Foreign Aid
1	2	3	4	5	6	7	8
Kharmong Area							
<i>(On-going Schemes)</i>							
460.	Opening of P/S at Kamango. (App.) ..	0.550	0.120	0.130	0.030	—	—
461.	Opening of P/s at Ingut.	0.550	0.120	0.430	0.005	—	—
462.	Opening of P/S at Gongga Pari. (App.) ..	0.550	0.108	0.442	0.002	—	—
Total (Kharmong Area)				1.002	0.037	—	—
Khaplu-I Area							
<i>(On-going Schemes)</i>							
463.	Opening of P/S at Kanday. (App.) ..	0.551	0.260	0.230	0.005	—	—
464.	Const. of P/S building at Balghar. (App.) ..	0.551	0.290	0.261	0.002	—	—
Total (Khaplu-I Area)				0.491	0.007	—	—
Khaplu-II Area :							
<i>(On-going Schemes) :</i>							
465.	Const. of P/S building at Yougo. (App.) ..	0.551	0.260	0.290	0.002	—	—
Total (Primary Education of Khaplu-II Area) :		0.551	0.260	0.290	0.002	—	—
Total (Primary Education of Baltistan District)				2.140	0.051	—	—
SECONDARY EDUCATION :							
Rondu Area :							
<i>(On-going Schemes) :</i>							
466.	Upgradation of P/S Harpu to M/S. (App.) ..	1.000	0.437	0.563	0.033	—	—
Total (Secondary Education of Rondu Area) ..				0.563	0.033	—	—
Skardu Area :							
<i>(On-going Schemes)</i>							
467.	Const. of M/S building at Gamba Skardu. (App.)	0.169	0.815	0.020	0.635	—	—
		1.470					

(Million Rupees)

Sl. No.	Name, Location and Status of the Scheme	Total Cost (F.E.C.)	Estimated Expenditure up to June, 1984	Revised Estimates for 1984-85	Allocation for 1985-86		
					Total ADP	Foreign Exchange Component	
						Own Resources	Foreign Aid
1	2	3	4	5	6	7	8
468.	Upgradation of P/S Sernik to M/S. (App.) ..	1.070	1.379	0.627	—	—	—
		2.006					
469.	Upgradation of P/S Bunyal to M/S. (App.) ..	1.000	0.510	0.490	0.020	—	—
470.	Const. of M/S. building at Sukaraidan. (App.)	1.112	0.675	0.437	—	—	—
471.	Upgradation of P/S Kachura to M/S. (App.) ..	1.000	0.601	0.399	0.002	—	—
472.	Upgradation of K. G. School Skardu to M/S. (App.)	1.228	1.375	—	0.600	—	—
		2.459					
Total (Secondary Education of Skardu Area) ..				1.973	1.257	—	—
Schemes of Shigar Area :							
<i>(On-going Scheme)</i>							
473.	Upgradation P/S Alchori to M/S. (App.)	1.070	1.065	0.005	0.005	—	—
474.	Upgradation of P/S Churka to M/S. (App.)	1.000	0.578	0.422	0.005	—	—
Total (Secondary Education of Shigar Area) ..				0.427	0.010	—	—
Kharmong Area :							
<i>(On-going Schemes)</i>							
475.	Upgradation of P/S Tolti Broq to M/S. (App.)	1.070	1.079	0.010	0.100	—	—
476.	Upgradation of P/S Olding Kharmong to M/S. (App.)	1.188	1.186	0.002	0.050	—	—
477.	Upgradation of P/S to M/S. (App.)... ..	1.160	0.520	0.640	0.150	—	—
478.	Upgradation of P/S Madupure to M/S. (App.)	1.000	0.325	0.675	0.002	—	—
Total (Secondary Education of Kharmong Area)				1.327	0.302	—	—
Khaplu-I Area :							
<i>On-Going Schemes :</i>							
479.	Upgradation of P/S Kuro to M/S. (App.) ..	1.000	0.350	0.650	0.005	—	—
480.	Upgradation of P/S Machlu to M/S. (App.) ..	1.000	0.509	0.491	0.100	—	—
Total (Secondary Education of Khaplu-I Area) ..				1.141	0.105	—	—

(Million Rupees)

Sl. No.	Name, Location and Status of the Scheme	Total Cost (F.E.C.)	Estimated Expenditure up to June, 1984	Revised Estimates for 1984-85	Allocation for 1985-86			
					Total ADP	Foreign Exchange Component		Foreign Aid
						Own Resources		
1	2	3	4	5	6	7	8	
Khaplu-II Area								
<i>(On-Going Schemes)</i>								
481.	Upgradation of P/S Bara Bala to M/S. (App.)	1.038	0.495	0.541	0.150	—	—	
482.	Upgradation of P/S Partuk to M/S. (App.)	1.076	1.106	0.020	0.050	—	—	
483.	Upgradation of P/S Khaplu Bala to M/S (App.)	1.000	0.510	0.490	0.010	—	—	
Total (Secondary Education of Khaplu-II Area)				1.051	0.210	—	—	
Total (Secondary Education of Baltistan District)				6.482	1.917	—	—	
COLLEGE EDUCATION								
<i>(On-going Schemes)</i>								
484.	Supply of equipment to Degree College, Skardu (App.)	2.500	1.595	0.905	—	—	—	
485.	Const. of Govt. Degree College at Skardu-(Phase-II), (App.)	1.400	1.015	0.385	—	—	—	
486.	Const. of 1'C' Type and 1'E Type quarters for Degree College Skardu. (App.)	1.700	1.554	0.186	—	—	—	
487.	Const. of College, building at Skardu Ph-I (App.)	1.795	1.413	0.238	—	—	—	
Total (College Education of Baltistan District)				1.714	—	—	—	
MISCELLANEOUS EDUCATION								
Baltistan District								
<i>(On-going Schemes)</i>								
488.	Const. of Office for DDE and DIS at Skardu. (App.)	1.465	1.746	0.019	—	—	—	
		1.765						
489.	Repair to Educational Institutions in Baltistan. (App.)	2.070	2.375	0.005	1.220	—	—	
		3.600						
Total (On-going Schemes) ...				0.024	1.220	—	—	
<i>(New Schemes)</i>								
490.	Payment of land compensation for Primary and Middle Schools of Baltistan District. (App.)	0.422	—	—	0.422	—	—	
491.	Special Repairs to Government Degree College, Skardu. (App.)	0.683	—	—	0.400	—	—	
Total (New Schemes) ...				—	0.822	—	—	
Total (Misc. Programmes of Baltistan District)				0.024	2.042	—	—	
Total (Education Baltistan District) ...				10.360	4.010	—	—	

(Million Rupees)

Sl. No.	Name, Location and Status of the Scheme	Total Cost (F.E.C.)	Estimated Expenditure up to June, 1984	Revised Estimates for 1984-85	Allocation for 1985-86		
					Total ADP	Foreign Exchange Component	
						Own Resources	Foreign Aid
1	2	3	4	5	6	7	8
Schemes on the basis of Northern Areas							
PRIMARY EDUCATION							
<i>(On-going Schemes)</i>							
492.	Supply of Equipment to Primary Schools in Northern Areas. (App.)	2.300	2.532	0.286	—	—	—
Total (Primary Education)				0.286	—	—	—
SECONDARY EDUCATION							
<i>(On-going Schemes)</i>							
493.	Supply of Equipment to Middle School in N.As. (App.)	2.340	2.466	0.300	—	—	—
494.	Supply of Equipment to H/Schools in N. As. (App.)	2.200	2.065	0.300	0.165	—	—
495.	Opening of High School at Jutial. (App.)	2.499	1.723	0.043	—	—	—
496.	Extension to the building of H/S Jutial and provision of physical facilities. (App.)	2.230	2.160	0.270	—	—	—
497.	Construction of Residential Quarters for H/S Jutial. (App.)	2.210	2.539	2.002	0.145	—	—
498.	Construction of Hall, Canteen and B/Wall for H/S for Jutial. (App.)	1.299	1.876	0.250	0.163	—	—
		2.480					
499.	Construction of Hostel building for Public School, Jutial. (App.)	2.273	1.059	1.453	0.002	—	—
500.	Upgradation of 3 M/S to H/S at Chilas, Karimabad & Gahkuch. (App.)	0.645	1.005	0.050	—	—	—
		1.207					
Total (Secondary Education)				2.668	0.475	—	—
TEACHER EDUCATION							
<i>(On-going Schemes)</i>							
501.	Upgradation of TTI to College of Education at Gilgit. (App.)	2.051	1.980	0.020	—	—	—
502.	Construction of building for College of Education at Gilgit. (App.)	2.321	2.018	0.527	—	—	—
Total (Teacher Education)				0.547	—	—	—
MISCELLANEOUS EDUCATION :							
<i>(On-going Schemes)</i>							
503.	Construction of Office for Directorate of Education with residential accommodation at Gilgit. (App.)	1.657	2.131	0.062	0.215	—	—
		2.413					
504.	Provision of A. V. Aids to Educational Institutions in N. As. (App.)	1.180	0.689	0.300	0.191	—	—
Total (Misc. Programme)				0.362	0.406	—	—

(Million Rupees)

Sl. No.	Name, Location and Status of the Scheme	Total Cost (F.E.C.)	Estimated Expenditure up to June, 1984	Revised Estimates for 1984-85	Allocation for 1985-86		
					Total ADP	Foreign Exchange Component	
						Own Resources	Foreign Aid
1	2	3	4	5	6	7	8
P. & D. CELL							
505.	Purchase of equipment. (App.)	0.650	0.466	0.079	—	—	—
506.	Procurement of machinery and equipment for P & D Cell. (App.)	1.900	—	—	1.000	—	—
Total (P & D Cell)				0.079	1.000	—	—
Total (Education) ..				41.453	10.757	—	—
HEALTH							
Gilgit District							
<i>(On-going Schemes)</i>							
507.	Const. of res. accom. for medical staff at Gilgit. (App.)	2.332	1.775	0.200	0.400	—	—
508.	Const. of stores & spl. blocks at DHQ Hosp., Gilgit. (App.)	1.951	1.629	0.300	—	—	—
509.	Const. of 5 disps. at Passu, Misgr, Fakar Altit & Hassanabad. (App.)	2.039	1.973	0.050	—	—	—
510.	Const. of 3 disps at Bargo, Teru & Darmadar. (App.)	1.224	1.021	0.100	0.100	—	—
511.	Const. of 9 FAPs at Japul, Bilhanz, Balas, Naltar, Paeen, Murtazabad Sost., Gilgit and Snikar. (App.)	1.407	1.115	0.300	0.100	—	—
512.	Const. of 4-2 room FGAPs. with 1 room disp. qtr. at Mayoan, Damote Kargah & Shishet. (App.)	0.674	0.200	0.475	0.060	—	—
513.	Imp. of existing hosps/disps & FAPs in Glt. (App.)	1.217	—	0.800	0.417	—	—
514.	Leprosy control in NAs (App.)	1.900	0.890	0.500	0.510	—	—
Total (On-going) ..				2.725	1.587	—	—
<i>(New Schemes)</i>							
515.	Const. of res. accom. at outlying hosps/disps. Gilgit Distt. (App.)	1.620	—	—	0.800	—	—
516.	Purchase of eqpt/Ins. for DHQ hosp., Gilgit (App.)	0.718	—	—	0.500	—	—
517.	Const. of cat. II house for MS DHQ hosp., Gilgit. (App.)	0.633	—	—	0.500	—	—
518.	Imp. of DHQ Hosp. Gilgit	0.500	—	—	0.500	—	—
Total (New) ..				—	2.300	—	—
Total (Gilgit) ..				2.725	3.887	—	—

(Million Rupees)


Sl. No.	Name, Location and Status of the Scheme	Total Cost (F.E.C.)	Estimated Expenditure up to June, 1984	Revised Estimates for 1984-85	Allocation for 1985-86		
					Total ADP	Foreign Exchange Component	
						Own Resources	Foreign Aid
1	2	3	4	5	6	7	8
Diamir District							
<i>(On-going Schemes)</i>							
519.	Const. of 8 FAPs at Gais bala, Raikot (Rato) Muthot Leecht, Korangah Tarishing Lakora and Faqirkot. (App.).	1.251	0.730	0.525	0.150	—	—
520.	Imp. of existing hosps/disps. FAPs in Diamir Distt. (App.).	1.183	—	0.600	0.583	—	—
521.	Const. of 4 disps. at Rattu, Gudai, Dashkin and Dashkharan. (App.).	1.632	1.645	0.150	—	—	—
522.	Const. of office storage accom. for DHQ Dmr. at Chilas. (App.).	1.254	0.855	0.400	—	—	—
523.	Const. of cat. II qtr. for DHO Dmr. (App.).	0.553	0.525	0.050	—	—	—
524.	Estt. of Dental units civ hosp. Chilas Astore & Shigar. (App.).	0.500	0.200	0.300	—	—	—
Total (On-going)					2.025	0.733	—
<i>(New Schemes)</i>							
525.	Const. of res. accom. at outlying hosps./disps in Dmr. (App.).	0.780	—	—	0.500	—	—
526.	Const. of 100 beds hosp. at Chilas. (App.).	23.950	—	—	1.000	—	—
Total (New)				..	—	1.500	—
Total (Diamir)				..	2.025	2.233	—
Baltistan District							
<i>(On-going Schemes)</i>							
527.	Imp./modf. of a Class' disps. in Baltistan at Skd, Khaplu & Shigar. (App.).	1.715	1.661	—	0.056	—	—
528.	Const. of DHO office stores & garages. (App.).	1.900	0.450	0.576	0.875	—	—
529.	Upgrad. of 10 beds hosp. Shigar into 20 beds. (App.).	2.500	1.982	0.258	0.260	—	—
530.	Const. of 20 beds hosp. at Thowar. (App.).	2.200	1.586	0.644	—	—	—
531.	Const. of 20 beds hosp. at Mehdiabad. (App.).	2.200	1.695	0.611	—	—	—
532.	Const. of 40 beds female hosp. at Skd. (App.).	2.500	1.497	0.868	0.130	—	—
533.	Const. of 20 beds hosp. at Tolti. (App.).	2.200	2.005	0.538	—	—	—
534.	Const. of C class disp with G type qtr. at Olding. (App.).	0.650	0.448	0.086	0.116	—	—
535.	Upgrad. of disp. Daghoni in to 10 beds hosp. (App.).	2.223	1.301	0.454	0.460	—	—
536.	Upgrad. of disp. Siksa into 10 beds hosp. (App.).	2.117	1.087	0.600	0.430	—	—

(Million Rupees)

Sl. No.	Name, Location and Status of the Scheme	Total Cost (F.E.C.)	Estimated Expenditure up to June, 1984	Revised Estimates for 1984-85	Allocation for 1985-86		
					Total ADP	Foreign Exchange Component	
						Own Resources	Foreign Aid
1	2	3	4	5	6	7	8
537.	Const. of 3 C class disps. at Gole, Churka & Kowardu. (App.).	0.822	0.802	0.020	0.100	—	—
538.	Const. of 2 C class disps. at Partuk & Farwa. (App.).	0.548	0.525	0.020	0.030	—	—
539.	Const. of 2 C class disps. at Barah & Saltoro. (App.).	0.548	0.616	0.020	0.010	—	—
540.	Const. of 2 C class disps. at Ghandus and Gultari. (App.).	0.548	0.525	0.020	0.040	—	—
541.	Const. of 2 C class disps. at Shot & Askoli. (App.).	0.548	0.394	0.221	0.070	—	—
542.	Const. of 2 C class disps. at Wazirpur & Thorgo. (App.).	0.548	0.486	0.089	0.050	—	—
543.	Const. of 2 C class disps. at Machulu & Kondus. (App.).	0.548	0.380	0.219	0.050	—	—
544.	Upgrad. of MI room as C class disp. at Harpo & Komerah. (App.).	0.239	0.216	—	0.030	—	—
545.	Upgrad. of MI room as C class disp. at Thagus & Ghowari. (App.).	0.239	0.140	0.082	0.030	—	—
546.	Const. of C class disp. at Shakma. (App.).	0.400	0.227	0.077	0.070	—	—
547.	Const. of Auditorium at DHQ hosp. Skardu. (App.).	0.683	—	0.010	0.685	—	—
548.	Const. of 12 FAPs in Baltin at Iashmal, Baghicha, Kindrik, Chowar, Caunda Gayal Kothan, Kharko, Dapa Khaplu pain, Doro & Bilagro. (App.).	2.208	0.750	0.658	0.800	—	—
549.	Re-const./Imp. modf. & spl., repair of 50 beds hosp. at Skardu. (App.).	2.500	2.038	0.872	0.020	—	—
Total (On-going) ..				6.943	4.312	—	—
<i>(New Schemes)</i>							
550.	Purchase of furniture eqpts. for 40 beds female hosp. Skardu. (App.).	1.240	—	—	0.620	—	—
551.	Purchase of Instruments & appliances for ENT & Eye Deptt. DHQ hosp. Skardu. (App.).	0.150	—	—	0.150	—	—
Total (New) ..				—	0.770	—	—
Total (Baltistan) ..				6.943	5.082	—	—
Combined Schemes							
<i>(On-going Schemes)</i>							
552.	Const. of 3-10 Beds hop. at Darel, Yasin & Juglot. (App.).	2.000	1.668	0.200	—	—	—
553.	Const. of 14-2 rooms FAPs with 1 room dispr. qtr. in Gilgit/Dmr. (App.).	1.776	1.701	0.050	—	—	—
554.	Imp./evacuation conditions of patients. (App.).	0.633	0.665	0.100	—	—	—

(Million Rupees)

Sl. No.	Name, Location and Status of the Scheme	Total Cost (F.E.C.)	Estimated Expenditure up to June, 1984	Revised Estimates for 1984-85	Allocation for 1985-86		
					Total ADP	Foreign Exchange Component	
						Own Resources	Foreign Aid
1	2	3	4	5	6	7	8
555.	Purchase of eqpts. for hosps. & disps. in Gilgit & Dmr. (8 hosps. & 23 disps.). (App.)	2.304	1.564	0.300	0.440	—	—
556.	Training of Tech. staff at DHQ Hosp. Glt. (App.)	0.414	0.373	0.050	—	—	—
557.	Expanded programme on Immunization in NAs. (App.)	2.500	0.330	0.500	0.800	—	—
558.	World Food Supply programme in N As. (App.)	0.281	0.123	0.130	0.080	—	—
559.	Training of Birth Attendants. (App.)	0.550	0.150	0.200	0.200	—	—
	Total (On-going)			1.530	1.520	—	—
	(New Schemes)						
560.	Purchase of 12 X-ray machines for DHQ hcsp. Skd., Civ. Hosps. Shigar, Aliabad, Gupis, Bunji, Tangir, Darel, Nagar, Chatorkhand, Mehdiabad, Thowar & Khaplu. (App.)	4.960	—	—	2.292	—	—
561.	Dist. of Oral Dehydration salt in NAs. (App.)	0.200	—	—	0.200	—	—
	Total (New Schemes)			—	2.492	—	—
	Total (Combined)			1.530	4.012	—	—
	Total (Health)			13.223	15.214	—	—
	RURAL DEVELOPMENT						
562.	Local Bodies and New Schemes Project Committee	—	—	20.000	60.000	—	—
	Total (Rural Dev.)			20.000	60.000	—	—
	Total—(NORTHERN AREAS) :			199.535	280.462	2.200	—



FEDERALLY ADMINISTERED TRIBAL AREAS (FATA)

(287—288)


FATA
(Abstract)

(Million Rs.)

Sl. No.	Sector	Total ADP 1985-86	Foreign Exchange Component		
			Total	Own Resources	Foreign Aid
1.	Agriculture	42.700	—	—	—
2.	Power	67.000	—	—	—
3.	Transport and Communications	154.400	—	—	—
4.	Physical Planning and Housing	56.600	—	—	—
5.	Rural Development	15.000	—	—	—
6.	Education and Manpower	107.845	—	—	—
7.	Health and Nutrition	38.500	—	—	—
Total (FATA)		482.045 482.045	8.020	8.020	—

(289-290)

*Allocation for FATA has



FEDERALLY ADMINISTERED TRIBAL AREAS (FATA)

(Million Rupees)

Sl. No.	Name, Location and Status of the Scheme	Total Cost (F.E.C.)	Estimated Expenditure up to June, 1984	Revised Estimates for 1984-85	Allocation for 1985-86			
					Total ADP	Foreign Exchange Component		
						Own Resources	Foreign Aid	
1	2	3	4	5	6	7	8	
AGRICULTURE								
I. AGRICULTURE EXTENSION								
Divisional Programme								
Malakand Division								
Divisional Programme								
<i>(On-going Schemes)</i>								
1.	Scheme for the Award of Scholarship to B.Sc./ M.Sc. Agriculture Students. (App.).	0.016	—	0.008	0.008	—	—	
2.	Scheme for the distribution of Plant Protection Equipment on 50% subsidized rate. (App.).	0.153	0.020	0.033	0.033	—	—	
3.	Scheme for the holding of Fruit, Vegetable and Honey show. (App.).	0.054	0.032	0.016	0.016	—	—	
Total (Malakand Divn. Programme)					0.057	0.057	—	—
Bajaur Agency								
<i>(On-going)</i>								
4.	Scheme for the establishment of Fruit Nursery Farm at Inayat Killi. (App.).	0.400	0.069	0.075	0.080	—	—	
5.	Scheme for the execution of Intensive Agriculture activities in Bajaur. (App.).	1.490	0.268	0.290	0.300	—	—	
Total (Bajaur Agency)					0.365	0.380	—	—
Total (Malakand Division)					0.422	0.437	—	—
Peshawar Division								
Divisional Programme								
<i>(On-going)</i>								
6.	Scheme for the award of Scholarship to B.Sc./ M.Sc. and Barani Agri. Students.	0.059	—	0.059	0.059	—	—	
		0.118						
7.	Scheme for the distribution of Plant Protection equipment on 50% subsidized rate. (App.).	0.307	0.040	0.067	0.067	—	—	
8.	Scheme for the holding of Fruit, Vegetable and Honey shows. (App.).	0.136	0.068	0.034	0.034	—	—	
9.	Scheme for the Intensification of Agri. Hort. activities. (App.).	1.600	—	—	—	—	—	
		1.699	0.899	0.400	0.400	—	—	
10.	Scheme for the transportation of Seed and Fertilizers. (App.).	0.950	0.125	0.200	0.200	—	—	
11.	Scheme for the free Aerial spray in Michni, Mohmand Agency (in Ha). (App.).	0.780	—	0.180	0.200	—	—	
Total (on-going)					0.240	0.250	—	—

(Million Rupees)

Sl. No.	Name, Location and Status of the Scheme	Total Cost (F.E.C.)	Estimated Expenditure up to June, 1984	Revised Estimates for 1984-85	Allocation for 1985-86		
					Total ADP	Foreign Exchange Component	
						Own Resources	Foreign Aid
1	2	3	4	5	6	7	8
<i>(New Schemes)</i>							
12.	Scheme for purchase of Departmental plant protection equipments.	1.365	—	—	0.265	—	—
Total (New Schemes) ..				—	0.265	—	—
Total (Divnl. Progr. Peshawar Division)				0.940	1.225	—	—
Khyber Agency							
<i>(On-going)</i>							
13.	Scheme for the Seed-cum-Fruit Nursery Farm at Bara Sub-Division. (App.).	1.750	0.338	0.945	0.150	—	—
Total (khyber Agency) ..				0.945	0.150	—	—
Total (Peshawar Division) ..				1.885	1.375	—	—
Kohat Division							
Divisional Programme							
<i>(On-going Schemes)</i>							
14.	Scheme for the Award of Scholarship to B.Sc./M.Sc. Agri. Students. (App.).	0.066	—	0.007	0.013	—	—
15.	Scheme for the holding of Fruit Vegetable and Honey Show. (App.).	0.200	0.100	0.050	0.050	—	—
16.	Scheme for the intensification of Agri. Hort. activities. (S. Khel). (App.).	1.600	0.959	0.400	0.400	—	—
		1.759					
17.	Scheme for the transportation of seed and fertilizer. (App.).	0.560	0.230	0.140	0.140	—	—
Total (Kohat Divisional Programme) ..				0.597	0.603	—	—
Kurram Agency							
<i>(New Schemes)</i>							
18.	Scheme for the Borig and Installation of the Tube Well at Agri. Farm. Parachinar.	1.400	—	—	0.700	—	—
Total (Kurram Agency) ..				—	0.700	—	—
Orakzai Agency							
<i>(On-going) :</i>							
19.	Scheme for the Estt. of Fruit Nursery Farm at Orakzai (Zera). (App.).	0.241	0.101	—	0.070	—	—
20.	Scheme for the improvement of Olive culture. (App.).	0.923	—	0.300	0.205	—	—
Total (Orakzai Agency) ..				0.369	0.275	—	—
Total (Kohat Division) ..				0.966	1.578	—	—

(Million Rupees)

Sl. No.	Name, Location and Status of the Scheme	Total Cost (F.E.C.)	Estimated Expenditure up to June, 1984	Revised Estimates for 1984-85	Allocation for 1985-86			
					Total ADP	Foreign Exchange Component		
						Own Resources	Foreign Aid	
1	2	3	4	5	6	7	8	
D. I. Khan Division								
Divisional Programme								
<i>(On-going)</i>								
21.	Scheme for the Award of Scholarships to B. Sc/M.Sc. & Barani Agri. Students (Un-app.).	0.030 0.060	—	0.030	0.030	—	—	
22.	Scheme for the holding of Fruit, Vegetable and Honey show. (App.).	0.240	0.104	0.060	0.060	—	—	
23.	Scheme for the distribution of plant protection equipment on 50% subsidized rates (App.).	0.240	0.120	0.060	0.060	—	—	
24.	Scheme for the development of Olive culture (App.).	1.800	0.564	0.600	0.500	—	—	
25.	Scheme for the intensification of Agril. Hort. Expansion--Admn. setup. (App.).	1.421	0.708	0.330	0.357	—	—	
26.	Scheme for the free Aerial spray at Wana. (App.)	1.500	0.300	0.300	0.300	—	—	
Total (On-going) ..					1.380	1.307	—	—
<i>(New Schemes)</i>								
27.	Scheme for the transportation of seed and fertilizer in FATA of D. I. Khan Division.	0.525	—	—	0.170	—	—	
Total (New Scheme) ..					—	0.170	—	—
Total (Divisional Programme D. I. Khan) ..					1.380	1.477	—	—
South Waziristan Agency								
<i>(On-going Schemes)</i>								
28.	Scheme for the Estt. of Pistachio Nursery Farm. (Un-app.).	0.349	—	0.085	0.086	—	—	
29.	Scheme for the construction of residential and Non-residential Accommodation for EADA and his staff at Wana South Waziristan. (App.).	4.097	1.828	1.193	1.076	—	—	
Total (South Waziristan Agency) ..					1.278	1.162	—	—
F. R. D. I. Khan								
<i>(On-going Schemes)</i>								
30.	Scheme for the Estt. of Fruit Nursery Farm and Jandola. (Un-app.).	0.288		0.070	0.071	—	—	
Total (F. R. D. I. Khan) ..					0.070	0.071	—	—
Total (D. I. Khan Division) ..					2.728	2.710	—	—
Total (Agriculture Extension) ..					6.001	6.100	—	—

(Million Rupees)

Sl. No.	Name, Location and Status of the Scheme	Total Cost (F.E.C.)	Estimated Expenditure up to June, 1984	Revised Estimates for 1984-85	Allocation for 1985-86			
					Total ADP	Foreign Exchange Component		
						Own Resources	Foreign Aid	
1	2	3	4	5	6	7	8	
II. Agriculture Engineering								
<i>(On-going Schemes)</i>								
Provincial Programme								
31.	Scheme for purchase of 12 Bulldozers with one heavy Transporter and Spare Parts.	6.800 (6.000)	—	0.100	4.300	—	—	
Agency-wise Programme								
32.	Scheme for establishment of Category-II W/Shop/Office and residences at Bajaur Agency.	4.912	—	1.500	3.500	—	—	
33.	Scheme for establishment of Category-II Workshop/Office and residential accommodation at Parachinar (Kurram Agency).	5.000	—	1.600	3.400	—	—	
34.	Scheme for construction and setting of Agril. Engg. Sub-Workshop and residential accommodation in North Waziristan Agency. (M/Shah).	3.704	—	2.000	1.704	—	—	
Total (On-going Schemes)				..	5.200	12.904	—	—
<i>(New Scheme)</i>								
Provincial Programme								
35.	Scheme for construction of office/residential accommodation for Agril. Engg. Staff at Hayatabad.	5.000	—	—	1.896	—	—	
Total (New Scheme)				..	—	1.896	—	—
Total (Agri. Engineering)				..	5.200	14.800	—	—
III. Animal Husbandry								
Divisional Programme, Peshawar Division								
<i>(On-going scheme)</i>								
36.	Award of scholarships for IVM Degree course in FATA of Peshawar Division. (App.).	0.336	0.102	0.064	0.064	—	—	
Total (Peshawar Division) :					0.064	0.064	—	—
Mohmand Agency								
<i>(On-going scheme)</i>								
37.	Continuance of One Veterinary Dispensary at Danishkool, Mohmand Agency. (App.).	0.250	—	0.055	0.060	—	—	
Total (On-going scheme)					0.055	0.060	—	—

(Million Rupees)

Sl. No.	Name, Location and Status of the Scheme	Total Cost (F.E.C.)	Estimated Expenditure up to June, 1984	Revised Estimates for 1984-85	Allocation for 1985-86		
					Total ADP	Foreign Exchange Component	
						Own Resources	Foreign Aid
1	2	3	4	5	6	7	8
<i>(New Schemes)</i>							
38.	Opening of One Veterinary Centre in Mohmand Agency. (Un-appd.)	0.135	—	—	0.040	—	—
39.	Establishment of One A. I. Sub-Centre at Ekkaghund. (Un-app.)	0.300	—	—	0.150	—	—
Total (New schemes)				—	0.190	—	—
Total (Mohmand Agency)				0.055	0.250	—	—
Khyber Agency							
<i>(On-going Scheme)</i>							
40.	Continuance of One Vety. Dispensary at choora, Khyber Agency, (App.)	0.250	0.053	0.060	0.065	—	—
Ttal (On-going Scheme)				0.060	0.065	—	—
<i>(New Scheme)</i>							
41.	(i) Establishment of one A. I. Sub Centre at Landi-Kotal. (Un-app.)	0.300	—	—	0.150	—	—
	(ii) Opening of one Veterinary Centre at Lawara Miana.	0.135	—	—	0.040	—	—
Total (New Scheme)				—	0.190	—	—
Total (Khyber Agency)				0.060	0.255	—	—
Peshawar Frontier Regions							
<i>(On-going Scheme)</i>							
42.	Continuance of one Vety. Dispensary at Sama Badaber, Peshawar, F. R. (App.)	0.250	0.038	0.060	0.065	—	—
Total (On-going Scheme)				0.060	0.065	—	—
<i>(New Scheme)</i>							
43.	Opening of one Vety. Centre in Peshawar F. R. Kohie Hassan Khel. (Un-app.)	0.135	—	—	0.040	—	—
Total (New Scheme)				—	0.040	—	—
Total (Peshawar F. R.)				0.060	0.105	—	—
Malakand Division							
<i>(On-going Schemes)</i>							
Bajaur Agency							
44.	Continuance of One Vety. Dispensary at Mandal, Bajaur Agency. (App.)	0.250	0.044	0.060	0.065	—	—
45.	Continuance of One Vety. Dispensary at Mattako, Bajaur Agency. (App.)	0.250	—	0.055	0.060	—	—
Total (On-going)				0.115	0.125	—	—

(Million Rupees)

Sl. No.	Name, Location and Status of the Scheme	Total Cost (F.E.C.)	Estimated Expenditure up to June, 1984	Revised Estimates for 1984-85	Allocation for 1985-86		
					Total ADP	Own Resources	Foreign Exchange Component Foreign Aid
1	2	3	4	5	6	7	8
<i>(New Schemes)</i>							
46.	Establishment of Poultry Farm at Khar, Bajaur Agency. (Un-app.)	3.474	—	—	0.715	—	—
Total (New)				—	0.715	—	—
Total (Bajaur Agency)				0.115	0.840	—	—
Divisional Programme, Kohat Division							
<i>(On-going Schemes)</i>							
47.	Dairy Goat Development Programme in FATA of Kohat Division. (App.)	0.375	0.067	0.090	0.100	—	—
48.	Sheep Development Programme in FATA of Kohat Division. (App.)	0.250	0.045	0.060	0.065	—	—
Total (Divisional Programme):				0.150	0.165	—	—
Kohat F. R.							
<i>(On-going Scheme)</i>							
49.	Continuance of One Veterinary Dispensary at Toor Chapper, Kohat F. R.	0.250	0.049	0.060	0.065	—	—
Total (On-going)				0.060	0.065	—	—
<i>(New Scheme)</i>							
50.	Establishment of A. I. Sub-Centre at Dara Zarghun Khel. (Un-app.)	0.300	—	—	0.150	—	—
Total (New Scheme)				—	0.150	—	—
Total (Kohat F. R.)				0.060	0.215	—	—
Orakzai Agency							
<i>(On-going Schemes)</i>							
51.	Continuance of One Veterinary Dispensary-cum-A. I. Centre at Kadda. (App.)	1.360	0.072	C-0.750 R-0.195 0.945	0.158	—	—
52.	Continuance of Two Veterinary Dispensaries in Orakzai Agency. (App.)	0.500	—	0.110	0.120	—	—
Total (On-going)				1.055	0.278	—	—
<i>(New Scheme)</i>							
53.	Opening of One Veterinary Centre in Orakzai Agency. (Un-app.)	0.135	—	—	0.040	—	—
Total (New Scheme)				—	0.040	—	—
Total (Orakzai Agency)				1.055	0.318	—	—

(Million Rupees)

Sl. No.	Name, Location and Status of the Scheme	Total Cost (F.E.C.)	Estimated Expenditure up to June, 1984	Revised Estimates for 1984-85	Allocation for 1985-86		
					Total ADP	Foreign Exchange Component	
						Own Resources	Foreign Aid
1	2	3	4	5	6	7	8
Kurram Agency							
<i>(On-going Scheme)</i>							
54.	Continuance/Construction of One A. I. Centre at Parachinar, Kurram Agency. (App.).	1.249	0.110	C-0.749 R-0.147	0.100	—	—
				0.896			
55.	Continuance of One Veterinary Dispensary at Kirmani Killa, Kurram Agency. (App.).	0.250	0.042	0.060	0.065	—	—
56.	Continuance of 4 Veterinary Dispensaries in Kurram Agency. (App.).	1.000	—	0.240	0.240	—	—
Total (Kurram Agency)				1.196	0.405	—	—
Divisional Programme D. I. Khan Division							
<i>(On-going Schemes)</i>							
57.	Introduction of AI Programme in FATA of D.I. Khan Division. (R)	1.600	1.043	0.519	0.300	—	—
		2.800					
58.	Award of S/Ship for DVM Degree Course in FATA of D.I. Khan Division. (App.).	0.258	0.036	0.050	0.050	—	—
59.	Dairy Goat Development Programme in FATA D.I. Khan Division. (App.).	0.375	0.068	0.100	0.100	—	—
Total (Divisional Programme)				0.669	0.450	—	—
North Waziristan Agency							
<i>(On-going Schemes)</i>							
60.	Continuance of Two Veterinary Dispensary in North Waziristan Agency. (R)	0.300	0.222	0.078	0.100	—	—
		0.600					
61.	Continuance of two veterinary Dispensary in NW Agency. (App.).	0.500	—	0.103	0.112	—	—
Total (On-going Schemes)				0.181	0.212	—	—
<i>(New Scheme)</i>							
62.	Construction of building for existing Veterinary Dispensary Sheratla, North Waziristan Agency.	0.600	—	—	0.150	—	—
Total (New Scheme)				—	0.150	—	—
Total (N. W. Agency)				0.181	0.362	—	—
Bannu F.R.							
<i>(On-going Schemes)</i>							
63.	Continuance of two Veterinary Dispensaries at Narmi Khel and Ghora Bakka Khel, Bannu, F.R.	0.500	0.082	0.120	0.130	—	—
64.	Construction of Office/Residential Building for ADAH, Bannu, F. R.	1.546	—	1.200	0.346	—	—
65.	Continuance of Two Vety. Disps. in Bannu F. R.	0.500	—	0.110	0.195	—	—
66.	Establishment of Three A. I. Sub Centres in Bannu F. R.	1.000	—	0.250	0.490	—	—
Total (On-going Schemes)				1.680	1.161	—	—

(Million Rupees)

Sl. No.	Name, Location and Status of the Scheme	Total Cost (F.E.C.)	Estimated Expenditure up to June, 1984	Revised Estimates for 1984-85	Allocation for 1985-86		
					Total ADP	Foreign Exchange Component	
						Own Resources	Foreign Aid
1	2	3	4	5	6	7	8
<i>(New Schemes)</i>							
67.	(i) Opening of One Vety. Centre at Wateen, Bannu, F. R.	0.135	—	—	0.040	—	—
	(ii) Opening of One Vety. Centre at Chigalas, Pakhal Battani, F. R. Bannu.	0.135	—	—	0.050	—	—
Total (New Schemes)				—	0.090	—	—
Total (Bannu, F. R.)				1.680	1.251	—	—
South Waziristan Agency							
<i>(On-going Schemes)</i>							
68.	Continuance of Three Vety. Dispensaries in S. W. Agency. (App.).	0.680	0.105	0.165	0.180	—	—
69.	Continuance of Three Vety. Dispensaries in S. W. Agency. (App.).	0.750	—	0.165	0.180	—	—
70.	Opening of Two Vety. Disps. in Birmal Area, S. W. Agency. (Un-app.).	0.350	—	0.045	0.090	—	—
Total (On-going Schemes)				0.375	0.450	—	—
<i>(New Scheme)</i>							
71.	Opening of One Vety. Centre at Zahoor Kot, S. W. Agency. (Un-app.).	0.135	—	—	0.040	—	—
Total (New Scheme)				—	0.040	—	—
Total (S. W. Agency)				0.375	0.490	—	—
D. I. Khan F. R.							
<i>(On-going Scheme)</i>							
72.	Continuance of Two Vety. Dispensaries in D. I. Khan. (App.).	0.500	0.083	0.120	0.130	—	—
Total (D. I. Khan FR)				0.120	0.130	—	—
Total (Animal Husbandry)				5.840	5.300	—	—
IV Forestry							
<i>(On-going Schemes)</i>							
73.	Strategic Afforestation in Bajaur Agency. (App.).	7.750	—	1.500	1.730	—	—
74.	Strategic Afforestation in Mohmand Agency. (App.).	6.438	—	1.320	1.430	—	—
75.	Strategic Afforestation in Khyber Agency. (App.).	9.965	—	2.242	2.452	—	—
76.	Strategic Afforestation in Kurram Agency. (App.).	6.667	—	1.343	1.500	—	—

(Million Rupees)

Sl. No.	Name, Location and Status of the Scheme	Total Cost (F.E.C.)	Estimated Expenditure up to June, 1984	Revised Estimates for 1984-85	Allocation for 1985-86		
					Total ADP	Foreign Exchange Component	
						Own Resources	Foreign Aid
1	2	3	4	5	6	7	8
<i>(New Schemes)</i>							
77.	Strategic Afforestation in Orakzai Agency. (Un-App.).	2.550	—	—	0.800	—	—
78.	Strategic Afforestation in North Waziristan Agency. (App.).	5.677	—	0.650	1.640	—	—
79.	Strategic Afforestation in South Waziristan Agency. (App.).	6.114	—	0.700	1.700	—	—
80.	Roadside Plantation in FR Bannu. (App.).	4.584	—	0.300	1.330	—	—
81.	Roadside Plantation in FR D. I. Khan. (App.).	4.196	—	0.500	1.400	—	—
82.	Afforestation in Jani Khel FR Bannu. (App.).	4.150	—	0.805	0.818	—	—
83.	Improvement of Sericulture Deptt. Facilities at Parachinar, Kurram Agency.	1.527	1.102	0.365	0.280	—	—
		1.906 (0.200)					
84.	Development of Sericulture in Bajaur Agency.	1.768 (0.057)	0.027	0.830	0.613	—	—
85.	Development of Sericulture in South Waziristan Agency Panas.	0.760	0.577	0.183	0.207	—	—
		1.437 (0.075)					
	Total (Forestry & Sericulture)			10.738	15.900	—	—
<i>(v) Agriculture Research</i>							
86.	Establishment of Soil and Water Testing Laboratory at Parachinar.	1.581	1.581	0.936	0.600	—	—
	Total (Agriculture Research)			0.936	0.600	—	—
	Total (Agriculture)			28.715	42.700	—	—
TRANSPORT & COMMUNICATIONS							
Bajaur Agency							
<i>(On-going Schemes)</i>							
87.	Constn. of Haji Lawang Kullah on Munda Khar Road. (App.).	2.754	0.600	1.154	1.624	—	—
88.	Constn. of R. C.C. Bridge at Kot Khawar over existing Causeway in Mile-I of Kot Salai Patai Road. (Un-app.).	5.511	—	1.000	1.500	—	—
89.	Improvement and Widening of Munda Khar Road (Mile 13). (App.).	11.325	—	2.000	3.000	—	—
90.	Improvement and Widening of Khar Nawagai Road (10 Miles). (App.).	9.988	—	2.000	3.000	—	—
91.	Constn. of Shingled road from Loe Sam to Sartai (7 Miles) Phase-I 1st 3 Miles from Loe-Sam to Zaga Dheri. (App.).	1.228	—	1.000	0.300	—	—

(Million Rupees)

Sl. No.	Name, Location and Status of the Scheme	Total Cost (F.E.C.)	Estimated Expenditure up to June, 1984	Revised Estimates for 1984-85	Allocation for 1985-86		
					Total ADP	Foreign Exchange Component	
						Own Resources	Foreign Aid
1	2	3	4	5	6	7	8
92.	Improvement/Widening and Black Topping of Inayat Killi Ghokhi Road.	4.950	—	0.300	0.500	—	—
93.	Constn. of R.C.C. Bridge alongwith approaches over River Swat on Kot Selai Patai Road.	4.000	—	0.100	0.500	—	—
94.	Constn. of R.C.C. Bridge in Mile 7 of Inayat Killi Ghokhi Road.	5.500	—	0.100	0.500	—	—
Total (On-going Schemes)				10.354	10.924	—	—
(New Schemes)							
95.	Constn. of Shingle road from Haji Lawang to Batwar (Phase-I from Haji Lawing to Pashat. (Un-app.)).	5.000	—	—	0.500	—	—
96.	Constn. of Shingle road off taking from Mile-7 Munda Khar road to Letai Sar (Phase-I from Mile-7 to Pashat. (Un-app.)).	6.000	—	—	0.438	—	—
Total (New Schemes)				..	—	0.938	—
Total (Bajaur Agency)				..	10.354	11.862	—
Mohamand Agency							
(On-going Schemes)							
97.	Black Topping of road from Michni to Warsak Militia Camp. (App.).	3.388	—	2.000	1.388	—	—
98.	B. Topping of Garang Kota-Trap Road ..	4.470	—	2.000	2.000	—	—
99.	Improvement of Yousafkhel Nawagai Road. (App.).	4.972	—	2.000	2.772	—	—
100.	Constn. of Shingled road from Shewa to Sheikh Ismail. (App.).	3.200	—	1.000	0.900	—	—
101.	Constn. of Shingled road from Yakhdand to Sheikh Ismail via Shati Kandow.	3.200	—	1.000	0.300	—	—
102.	Construction of Shingled Road Habibzai to Yakhdand.	3.260	0.635	0.715	1.910	—	—
103.	Black Topping of Mandi Khapakh Road ..	3.100	0.400	0.800	1.910	—	—
104.	Constn. of Shingled Danial Kul to Yakhdand ..	4.835	1.915	1.300	1.610	—	—
Total (On-going Schemes)				..	10.815	12.790	—
(New Schemes)							
105.	Black Topping of Mohmand Blocked Road (2.5 Miles) Phase-I.	3.500	—	—	1.000	—	—
106.	Black Topping of Shingle Road from Habibzai to Attaullah Kore. (4 Miles).	2.400	—	—	1.000	—	—
Total (New Schemes)				..	—	2.000	—
Total (Mohmand Agency)				..	10.815	14.790	—

(Million Rupees)

Sl. No.	Name, Location and Status of the Scheme	Total Cost (F.E.C.)	Estimated Expenditure up to June, 1984	Revised Estimates for 1984-85	Allocation for 1985-86		
					Total ADP	Foreign Exchange Component	
						Own Resources	Foreign Aid
1	2	3	4	5	6	7	8
Khyber Agency							
<i>(On-going Schemes)</i>							
107.	Impt. and Black Topping of Road from Dogra Picquet to Mattani via Jansi. (6.75 Miles). (App.).	4.500	—	2.000	2.500	—	—
108.	Black Topping of Road from Landikotal to Loe Shilman via Inzari (7 Miles) (App.).	4.865	—	2.000	2.865	—	—
Total (On-going Schemes)				..	4.000	5.365	—
<i>(New Schemes)</i>							
109.	Constn. of Black Topped Approach road to Bus Stand Landikotal (1 Mile). (Un-app.).	1.348	—	—	1.000	—	—
Total (New Schemes)				..	—	1.000	—
Total (Khyber Agency)				..	4.000	6.365	—
Peshawar F. R.							
<i>(On-going Schemes)</i>							
110.	Constn. of Black Topped Road from Sheikhan to Jalozai. (5 Miles). (App.).	4.999	0.200	1.135	2.364	—	—
111.	Constn. of Black Topped Road from Sherkira to Faridi (10 Miles). (App.).	4.770	—	2.000	2.770	—	—
Total (On-going Schemes)				..	3.135	5.134	—
<i>(New Schemes)</i>							
112.	Constn. of Kohi Hassan Khel Bora Road (10 Miles).	10.000	—	—	0.500	—	—
Total (New Schemes)				..	—	0.500	—
Total (Peshawar F. R.)				..	3.135	5.634	—
Kohat F.R.							
<i>(On-going Schemes)</i>							
113.	Widening and Impt. of Peshawar Kohat Road Mile 19.5 to 32 (11.5 Miles). (App.).	16.570	2.497	4.000	4.000	—	—
114.	Black Topping of Tor Chapper Road (10 Miles) (App.).	4.898	2.298	2.000	0.900	—	—
115.	Constn. of Shingled road from Shin Dhand to Paya Jawaki (13 Miles). (App.).	4.998	1.200	2.000	1.798	—	—
116.	B. Topping of Shingled road from Shin Dhand to Paya Jawaki (13 Miles). (App.).	6.740	—	1.000	1.500	—	—
117.	Constn. of Shingled road from Ara Khel to Babu Khel (Jamu Area) 4 Miles. (App.).	2.318	—	1.000	1.618	—	—
118.	Const. of Shingled Road connecting Tor Chaper with Peshawar Kohat Road at Darra Adam Khel.	3.800	3.310	0.150	0.340	—	—
Total (On-going Schemes)				..	10.150	10.156	—

(Million Rupees)

Sl. No.	Name, Location and Status of the Scheme	Total Cost (F.E.C.)	Estimated Expenditure up to June, 1984	Revised Estimates for 1984-85	Allocation for 1985-86		
					Total ADP	Foreign Exchange Component	
						Own Resources	Foreign Aid
1	2	3	4	5	6	7	8
<i>(New Schemes)</i>							
119.	Re-constn. of Bridges in Mile 25 and 27 Peshawar-Kohat Road.	3.000	—	—	1.000	—	—
Total (New Schemes)				..	—	1.000	—
Total (Kohat F. R.)				..	10.150	11.156	—
Orakzai Agency							
<i>(On-going Schemes)</i>							
120.	Block Topping of Wam Panara Darran Road (7 Miles). (App.).	4.999	—	2.000	2.999	—	—
121.	Construction of shingled road from Shahu Khel to Ghiljo (18 Miles). (App.).	9.780	—	2.000	3.000	—	—
Total (On-going Schemes)				..	4.000	5.999	—
<i>(New Schemes)</i>							
122.	Block Topping of Mirbak Mishti Mela Road (9.36 Miles).	7.528	—	—	1.500	—	—
123.	Construction of Shingled road from Ghiljo to Daboori via Khanki (15 Miles).	10.000	—	—	1.500	—	—
124.	Widng. : B. Topping of road Gozara to Wam Panra via Lodhi Khel (5.50 Miles).	4.415	—	—	2.000	—	—
125.	Impt. & Black Topping of road from Wam Panra to Chapri Mishti (8 Miles).	8.000	—	—	1.500	—	—
126.	Construction of shingled road from And Khel to Shin Kamar (10 Miles).	11.000	—	—	1.000	—	—
Total (New Schemes)				..	—	7.500	—
Total (Orakzai Agency)				..	4.000	13.499	—
Kurram Agency							
<i>(On-going Schemes)</i>							
127.	Construction of shingled road from Parachinar to Hawee Dara. (App.).	18.950	11.459	1.000	2.000	—	—
128.	Black Topping & Impt. of Parachinar Tarimangal road from Mile 5—13. (App.).	9.226	1.000	1.997	2.000	—	—
129.	Black Topping & Impt. of Shakardara Road. (App.).	4.520	—	1.200	1.000	—	—
130.	Black Topping of Alizai Gharbina Road.	16.000	—	2.000	2.000	—	—
131.	Black Topping and Impt. of Alimangal Kharlachi road. (App.).	6.989	—	1.000	1.500	—	—
132.	Impt. and Black Topping of Parachinar Karakhela Burki road. (App.).	9.827	—	1.250	1.250	—	—

(Million Rupees)

Sl. No.	Name, Location and Status of the Scheme	Total Cost (F.E.C.)	Estimated Expenditure up to June, 1984	Revised Estimates for 1984-85	Allocation for 1985-86			
					Total ADP	Foreign Exchange Component		
						Own Resources	Foreign Aid	
1	2	3	4	5	6	7	8	
133.	Construction of Dardar Valley road leading to Soap stone Mines.	11.000	—	1.000	1.000	—	—	
134.	Re-construction of Bridge over Kurram River at Manduri.	18.000	—	1.000	3.000	—	—	
135.	Re-construction of Bridge over Sara Khura Mullah (Mile 10 Tal-Parachinar Road).	9.000	—	0.200	0.500	—	—	
Total (On-going Schemes)				..	10.647	14.250	—	—
<i>(New Schemes)</i>								
136.	Construction of Road from Shamaki to Torawari	41.250	—	—	0.500	—	—	
137.	Construction of Bridge over Shahoo Causeway.	8.500	—	—	0.500	—	—	
138.	Widening & Imp. of Road on Sadda Bazar & Miles 33—34 of Tal-Parachinar Road.	1.330	—	—	1.330	—	—	
Total (New Schemes)				..	—	2.330	—	—
Total (Kurram Agency)				..	10.647	16.580	—	—
North Waziristan Agency								
<i>(On-going Schemes)</i>								
139.	Constn. of Shingle road from Datta Khel to Spinwam (11 Miles). (App.).	7.619	0.750	2.200	3.669	—	—	
140.	Widng. and Impt. of Bannu Miranshah Road (Mirali Section) 14.5 Miles. (App.).	10.893	0.925	5.000	3.418	—	—	
141.	Black Topping of Road from Tal - Miral Road to Village Hassan Khel (10 Miles). (App.).	6.300	0.500	5.000	0.800	—	—	
142.	Black Topping of Doseli Gasum Road (13.5 miles)	10.195	8.084	1.500	0.668	—	—	
143.	Black Topping of Mir Ali Bichi Kashki Road (14 Miles).	9.742	7.170	1.500	1.000	—	—	
144.	Black Topping of Shewa Zarwam Road (5 Miles) (App.).	3.971	—	1.000	2.971	—	—	
145.	Constn. of 550' Rft. prestressed concrete Bridge in Mile 37 Bannu Miranshah Road.	16.500	—	2.000	2.672	—	—	
Total (On-going Schemes)				..	18.200	15.198	—	—
<i>(New Schemes)</i>								
146.	Widening and Improvement of Miranshah-Datta Khel Road (25 Miles).	20.000	—	—	1.000	—	—	
147.	Survey and Feasibility constn. of Kakar Wam Road Through Mahsud Area (18 Miles).	0.100	—	—	0.100	—	—	
148.	Feasibility and constn. of Shingle Road along-with Kaita River Southern Side (2 Miles and One Bridge).	11.000	—	—	0.100	—	—	
Total (New Schemes)				..	—	1.200	—	—
Total (N. W. Agency)				..	18.200	16.398	—	—

(Million Rupees)

Sl. No.	Name, Location and Status of the Scheme	Total Cost (F.E.C.)	Estimated Expenditure up to June, 1984	Revised Estimates for 1984-85	Allocation for 1985-86			
					Total ADP	Foreign Exchange Component		
						Own Resources	Foreign Aid	
1	2	3	4	5	6	7	8	
Bannu F. R.								
<i>(On-going Schemes)</i>								
149.	Improvement and Widening of Bannu Miranshah Road Mile 10-23. (App.).	8.936	1.700	2.500	4.736	—	—	
150.	B. Topping of Bannu Daryoba Zarwam Shewa Road Sec. from Zarwam to Tajori. (App.).	3.870	—	1.700	2.170	—	—	
151.	Black Topping of Domel Azim Killi to Landi Jalander Road 5 Miles (App.).	3.600	—	1.000	2.600	—	—	
152.	Constn: of Black Topped Road from Tajori to Gabbar (18 Miles). (App.).	17.446	—	1.000	3.100	—	—	
153.	Constn: of Bridge on Lora Nullah Mirvan Jani Khel Road. (200').	5.393	—	0.100	3.500	—	—	
Total (on-going Schemes)					6.300	16.106	—	—
<i>(New Schemes)</i>								
154.	Impt: and Black Topping of Daryoba Chappari Road (12 Miles).	8.400	—	—	1.500	—	—	
Total (New Schemes)					—	1.500	—	—
Total (Bannu F. R.)					6.300	17.606	—	—
SOUTH WAZIRISTAN AGENCY								
<i>(On-going Schemes)</i>								
155.	Constn : of Shingle road from Barwand to Karama via Nano Gurgari (27 M) (App).	14.312	8.481	3.248	2.583	—	—	
156.	Constn : of 600 Rft Bridge on Chagmalai Nullah on Jandols Wana Road (APP).	17.064	1.000	5.000	6.000	—	—	
157.	Constn : of Black Top Road from Wana to Sholam (Dhana Road)	6.300	—	1.000	4.500	—	—	
158.	Constn : of shingle road from Sam to Masap Mela via Murdar Algad. (App.)	8.738	—	2.000	4.000	—	—	
159.	Constn : of 6 Nos. Bridges including Badar Bridge on Wana Razmak Road.	20.000	—	5.000	5.000	—	—	
160.	Black Topping of Mumy Karama road to Baddar Chalveshti Tehsil Ladha (App.)	3.500	—	1.000	2.500	—	—	
161.	Impt : & Widing ; of road from Tank to Administration Broder.	20.000	—	3.000	4.600	—	—	
162.	Constn : of shingled Road from Makem to Spin Kamam (SWA).	—	—	—	0.400	—	—	
Total (On-going schemes)					20.248	29.583	—	—

(Million Rupees)

Sl. No.	Name, Location and Status of the Scheme	Total Cost (F.E.C.)	Estimated Expenditure up to June, 1984	Revised Estimates for 1984-85	Allocation for 1985-86		
					Total ADP	Foreign Exchange Component	
						Own Resources	Foreign Aid
1	2	3	4	5	6	7	8
<i>(New Schemes)</i>							
163.	B. Topping of Doaba Barwand Tiarza Road Phase-I (portion from Doaba to Barwand.	4.800	—	—	1.000	—	—
164.	Impt. : & Widening of Tanal Gulkatch Road Phase-1 Portion From Tanai to Toi Nullah (14 miles)	14.000	—	—	0.500	—	—
165.	Imp : of Road from Jamdola to Sayo Rangha (Goveynax Drvectne) (5 miles).	5.000	—	—	0.500	—	—
166.	Const : of Shingle Road from S : Plato : to Nano vice Aghbargai, Ghazhgavai (14 miles)	9.800	—	—	1.000	—	—
Total (New Schemes)					—	3.000	—
Total (SW Agency)					20.248	32.583	—
F.R. D.I. KHAN							
<i>(On-going Schemes)</i>							
167.	Constn : of Black Topped Road from Umar Adda to Sohbt Katch, Bhattani area.	3.000	—	1.000	2.000	—	—
168.	Impt : & Black Topping of Dog Raghasar Chalveshti Road (Sherani area)	4.000	—	1.000	3.000	—	—
169.	Constn : of Shigle Road from Mile 19 Jandela to Gabbar Road to Baghul Jadid Bittani Area (4 miles)	2.427	—	1.000	1.427	—	—
Total (On-going Schemes)					3.000	6.427	—
<i>(New Schemes)</i>							
170.	Improvement & Black Topping of Kirrin Shamozaï to Kohi Pekar via Fateh Ali (Ustrana area).	9.000	—	—	1.000	—	—
171.	Constn : of B.T. Road from Gabbar to Khanzai (4.5 miles).	3.600	—	—	0.500	—	—
Total (New Schemes)					—	1.500	—
Total (FR DI Khan)					3.000	7.927	—
Total (Transport and Communication)					100.849	154.400	—

(Million Rupees)

Sl. No.	Name, Location and Status of the Scheme	Total Cost (F.E.C.)	Estimated Expenditure up to June, 1984	Revised Estimates for 1984-85	Allocation for 1985-86		
					Total ADP	Foreign Exchange Component	
						Own Resources	Foreign Aid
1	2	3	4	5	6	7	8
PHYSICAL PLANNING AND HOUSING							
I. BUILDING AND HOUSING							
Bajaur Agency							
<i>(On-going Scheme)</i>							
172.	Constn : of Residential Accommodation for grade 5-10 in Civil Colony Khar Bajaur Agency (App).	2.000	—	0.500	1.000	—	—
Total (On-going)				0.500	1.000	—	—
<i>(New Schemes)</i>							
173.	Constn : of 13 Nos. Resdl. Accommodation for grade 5-10 Civil Colony, Khar (Un-app).	2.315	—	—	2.315	—	—
174.	Constn : of Resdl. Accommodation for Political Tehsildar Chamarkand at Civil Colony Nawagai (Un-app)	0.527	—	—	0.527	—	—
175.	Constn : of Office & Residential Accommodation for Agency Accounts Offr. & his staff at Civil Colony Khar. (Un-app).	3.570	—	—	2.000	—	—
Total (New Schemes)				—	4.842	—	—
Total (Bajaur Agency)				0.500	5.842	—	—
Mohmand Agency							
<i>(On-going Schemes)</i>							
176.	Constn : of Resdl. Accommodation for Govt. servants of grade 15-18 (Mohmand Agency) (App)	2.416	—	0.700	0.416	—	—
177.	Constn : of Muharrar office & Khassadar Barracks at Ghazi Beg (Mohmand Agv.) (App)	0.782	—	0.300	0.582	—	—
Total (On-going Schemes)				1.000	0.998	—	—
<i>(New Schemes)</i>							
178.	Constn : of Political Tehsildar H.Q with Resdl. Accom. at Prang Ghar (Un-app).	2.000	—	—	1.500	—	—
179.	Constn : of Resild. Accom. for various Govt. servants in Mohmand Agency (Un-app).	4.000	—	—	2.500	—	—
Total (New Schemes)				—	4.000	—	—
Total (Mohmand Agency)				1.000	4.998	—	—

(Million Rupees)

Sl. No.	Name, Location and Status of the Scheme	Total Cost (F.E.C.)	Estimated Expenditure up to June, 1984	Revised Estimates for 1984-85	Allocation for 1985-86		
					Total ADP	Foreign Exchange Component	
						Own Resources	Foreign Aid
1	2	3	4	5	6	7	8
Khyber Agency							
<i>(On-going Schemes)</i>							
180.	Constn : of Tehsil Building at Mullagro Khyber Agency.	1.165	—	0.500	1.115	—	—
181.	Constn : of Office & Resdl. Accommodation for A. P. A. Jamrud.	1.481	—	1.138	0.343	—	—
182.	Improvement/Renovation of P. A. Residencance at Landikotal, Khyber Agency.	1.227	—	0.500	0.850	—	—
Total (On-going Schemes)				2.138	2.308	—	—
<i>(New Schemes) :</i>							
183.	Constn : of Divisional Storage Godown at Jamrud	1.500	—	—	1.000	—	—
Total (New Schemes)				—	1.000	—	—
Total (Khyber Agency)				2.138	3.308	—	—
Kohat F. R.							
<i>(New Schemes)</i>							
184.	Constn : of 3 Picquets in Kohat F. R.	1.435	—	0.300	1.135	—	—
Total (Kohat F. R.)				0.300	1.135	—	—
Orakzai Agency							
185.	Construction of Compus Office for P.A. Orakzai at Hangu.	5.000	—	—	2.200	—	—
Total (Orakzai Agency)				—	2.200	—	—
Kurram Agency							
<i>(On-going Schemes).</i>							
186.	Constn: of Office & Residential Accommodation for Assistant Accounts Officer, Parachinar. (Kurram Agency).	4.074	—	1.000	1.300	—	—
187.	Construction of Tehsil Building at Alizai with Residence for Political Tehsildar, Kurram Agency.	4.945	—	1.000	1.500	—	—
188.	Construction of Stadium at Parachinar (Kurram Agency).	2.500	—	0.500	2.000	—	—
Total (On-going) Scheme				2.500	4.800	—	—

(Million Rupees)

Sl. No.	Name, Location and Status of the Scheme	Total Cost (F.E.C.)	Estimated Expenditure up to June, 1984	Revised Estimates for 1984-85	Allocation for 1985-86		
					Total ADP	Foreign Exchange Component	
						Own Resources	Foreign Aid
1	2	3	4	5	6	7	8
<i>(New Schemes)</i>							
189.	Constn: of Political Havalats at Sadda and Alizai. (Un-app).	1.400	—	—	0.735	—	—
190.	Reconstruction of Residl: Accommodation in Old P.W.D. Colony, Parachinar. (Un-app).	1.000	—	—	0.400	—	—
191.	Constn: of Residential Accommodation for Grade 11-14 in Kurram Agency (Political Staff—4 Nos: Quarters). (Un-app).	1.200	—	—	0.568	—	—
192.	Constn: of Over-Head Water Tank at A.P.M. & CAW Colony, Sadda (10,000 Gallons). (Un-app).	1.000	—	—	1.000	—	—
Total (New Schemes)				—	2.703	—	—
Total (Kurram Agency)				2.500	7.503	—	—
<i>N. W. Agency</i>							
<i>(On-going Schemes)</i>							
193.	Constn: of Tehsil Building at Mirali.	2.874	—	0.460	2.414	—	—
Total (on-going)				0.460	2.414	—	—
<i>(New Schemes)</i>							
194.	Constn: of S.D.O. office & Res at Spin Wam	2.500	—	—	0.500	—	—
195.	Constn: of Staff Quarter for Staff at Mirali ..	0.500	—	—	0.500	—	—
196.	Constn: of Overhead Tank D. 500 in C./Colony Miranshah. (20000 Gallans)	—	—	—	0.500	—	—
Total (New schemes)				—	1.500	—	—
Total (N. W. Agency)				0.460	3.914	—	—
<i>F.R. Bannu.</i>							
<i>(New Schemes.)</i>							
197.	Constn: of Police Station at Bukker Khel Bannu F.R.	4.765	0.700	4.065	0.500	—	—
		5.265	—	—	—	—	—
Total (F. R. Bannu)				4.065	0.500	—	—

(Million Rupees)

Sl. No.	Name, Location and Status of the Scheme	Total Cost (F.E.C.)	Estimated Expenditure up to June, 1984	Revised Estimates for 1984-85	Allocation for 1985-86		
					Total ADP	Foreign Exchange Component	
						Own Resources	Foreign Aid
1	2	3	4	5	6	7	8
S. W. Agency							
<i>(New Schemes)</i>							
198.	Construction of 8 No. Picquets/barracks for Badraggas/chowkidar at Zarinur.	1.050	—	—	0.450	—	—
199.	Construction of office/Residential accommodation for Political Moharir at :—	1.400	—	—	0.700	—	—
	1. Zarmelan 2. Gulkatoh;						
	3. Zallaisar 4. Shaki.						
	5. Siplatoi 6. Sarwakai (Resdl. only)						
200.	Construction of C&W Inspection hut at Tank. . .	0.500	—	—	0.500	—	—
201.	Construction of 3 No. barracks for Badraggas/ chowkidars in new Political colony at Tank.	0.350	—	—	0.350	—	—
Total (S. W. Agency) :					2.000	—	—
F. R. D. I. Khan							
<i>(New Schemes)</i>							
202.	Reconstruction of Tehsil Building F. R. Chittani at Jandola.	0.200	—	—	0.200	—	—
203.	Construction of Inspection-Hut at Darazinda.	0.500	—	—	0.500	—	—
Total (F. R. D. I. Khan)					0.700	—	—
Total (Building and Housing)				10.963	32.100	—	—
II. Public Health Engineering							
Bajaur Agency							
<i>(On-going Schemes)</i>							
204.	Water Supply Scheme. (Un-approved).	0.995	—	0.200	0.795	—	—
205.	Water Supply Scheme Adai Dak Kala. (Un-app.)	—	—	0.200	0.205	—	—
Total (On-going)				0.400	1.000	—	—
<i>(New Schemes.)</i>							
06.	Water Supply Scheme Kit Kat Lagharia. (Un-approved).	1.200	—	—	0.300	—	—
07.	Water Supply Scheme Mena. (Un-approved).	0.900	—	—			
08.	Water Supply Scheme Pashat. (Un-approved)	1.000	—	—			
Total (New Schemes)				—	0.300	—	—
Total (Bajaur Agency)				0.400	1.300	—	—

(Million Rupees)

Sl. No.	Name, Location and Status of the Scheme	Total Cost (F.E.C.)	Estimated Expenditure up to June, 1984	Revised Estimates for 1984-85	Allocation for 1985-86		
					Total ADP	Foreign Exchange Component	
						Own Resources	Foreign Aid
1	2	3	4	5	6	7	8
Mohmand Agency.							
<i>(On-going Schemes).</i>							
209.	Imp. of Water Supply Scheme, Ghallanai. (App.)	0.878	—	0.200	0.678	—	—
210.	Water Supply Scheme, Pendioli Area. (App.)	0.982	—	0.100	0.252	—	—
211.	Water Supply Scheme Drang Ghar. (App.)	1.551	0.122	0.200	0.600	—	—
212.	Imp. & Extension of W.S.S. in Mohmand Agency (Approved).	1.097	0.149	0.800	0.148	—	—
Total (On-going) ..				1.300	1.678	—	—
<i>(New Schemes).</i>							
213.	Water Supply Scheme Attaullah Killi, Utmanzai. (Un-approved).	1.000	—	—	0.100	—	—
214.	Water Supply Scheme, Kamali Halimzai. (Un-approved)	1.000	—	—	0.100	—	—
215.	Water Supply Scheme, for Vill. around Ghallanai. (Un-approved).	1.000	—	—	0.100	—	—
216.	Water Supply Scheme, Ramal Koroona ..	0.500	—	—	0.100	—	—
217.	Water Supply Scheme, Kamali Halimzai & Ghazi Beg.	1.000	—	—	0.100	—	—
Total (New Schemes) ..				—	0.500	—	—
Total (Mohmand Agency)				1.300	2.178	—	—
Khyber Agency							
<i>(On-going Schemes).</i>							
218.	Water Supply Scheme, Khajori Plain. (App.)	0.997	—	0.270	0.727	—	—
219.	Water Supply Scheme, Shal Man. (App.) ..	0.870	—	0.200	0.676	—	—
220.	Augmentation of Water Supply Scheme Khyber Pass by Ground Water.	2.337	—	—	—	—	—
		2.801	1.350	1.251	0.200	—	—
221.	Imp. of Water Supply Scheme, Qamber Khel Area. (Approved).	2.842	0.200	0.500	0.800	—	—
222.	Imp. & Extension of Existing W.S. Scheme Khyber Agency. (Approved).	2.211	0.200	0.692	1.000	—	—
223.	Water Supply Scheme, Sola Ragha. (Un-approved)	1.000	—	0.300	0.200	—	—
Total (On-going Scheme)				3.213	3.603	—	—
<i>(New Schemes)</i>							
224.	Water Supply Scheme Toor Khel, Jamrud Area. (Un-approved).	1.000	—	—	0.100	—	—
225.	Water Supply Scheme, Wazir Dhand & Shahas (Un-approved).	0.800	—	—	0.100	—	—
226.	Sinking of T/W at Sun Kamar, Qamber Khel. (Un-approved).	0.300	—	—	0.100	—	—

(Million Rupees)

Sl. No.	Name, Location and Status of the Scheme	Total Cost (F.E.C.)	Estimated Expenditure up to June, 1984	Revised Estimates for 1984-85	Allocation for 1985-86		
					Total ADP	Foreign Exchange Component	
						Own Resources	Foreign Aid
1	2	3	4	5	6	7	8
227.	Improvement of W. Supply Scheme Alamgudar. (Un-approved).	0.300	—	—	0.100	—	—
228.	Water Supply Scheme Sheikh Mal Khel (Ghulam Khel Vill.). (Un-approved).	1.000	—	—	0.100	—	—
229.	Water Supply Scheme Tangi, Khyber Agency	1.000	—	—	0.100	—	—
230.	Water Supply Scheme Kharaki Jumrude, Khyber Agency.	1.000	—	—	0.100	—	—
Total (New Schemes)				—	0.700	—	—
Total (Khyber Agency)				3.213	4.303	—	—
Peshawar F.R.							
<i>(On-going Schemes)</i>							
231.	Water Supply Scheme, Afridi Hassan Khel. (App.)	0.975	0.200	0.174	0.300	—	—
Total (On-going)				0.174	0.300	—	—
<i>(New Schemes)</i>							
232.	Water Supply Scheme, Qula Khel, Sher Kora. (Unapproved).	0.100	—	—	0.100	—	—
233.	Water Supply Scheme, Kohi Hassan Khel. (Un-approved).	1.000	—	—	0.100	—	—
Total (New Scheme)				—	0.200	—	—
Total (Peshawar F.R.)				0.174	0.500	—	—
Kohat F.R.							
<i>(On-going Schemes)</i>							
234.	Aug. of W.S.S. Sheriki area by T/Well. (App.)	0.978	0.300	0.500	1.745	—	—
235.	Imp. of W.S.S. Basti Khel. (Approved)	0.996	0.013	0.300			
236.	Extn. of W.S. Akhor Wall. (Approved)	1.380	0.482	0.300			
237.	Imp. of W.S. Dara Bazar, Adam Khel. (App.)	0.300	—	0.050			
238.	Feasibility of W.S. Zawaki area (Un-approved)	0.300	—	0.010			
Total (On-going Schemes)				1.160	1.745	—	—
<i>(New Scheme.)</i>							
239.	W.S.S. Ter Chapper (Ph-II.) (Un-approved)	1.200	—	—	0.200	—	—
Total (New Schemes)				—	0.200	—	—
Total (Kohat F.R.)				1.160	1.945	—	—

(Million Rupees)

Sl. No.	Names, Location and Status of the Scheme	Total Cost (F.E.C.)	Estimated Expenditure up to June, 1984	Revised Estimates for 1984-85	Allocation for 1985-86		
					Total ADP	Foreign Exchange Component	
						Own Resources	Foreign Aid
1	2	3	4	5	6	7	8
Orakzai Agency							
<i>(On-going Schemes)</i>							
240.	W.S.S. Dean Mani Khel to Kalaya Village and Surrounding Villages. (Approved)	0.998	—	0.300	} 1.325	—	—
241.	W.S.S. Mir Mela. (Approved)	0.658	—	0.200		—	—
242.	W.S.S. Khansur. (Approved)	0.589	—	0.200		—	—
Total (On-going Schemes)				0.700	1.325	—	—
<i>(New Schemes)</i>							
243.	W.S.S. Shammar & Surrounding Villages. (Un-approved)	0.500	—	—	0.100	—	—
244.	W.S.S. Toor Chappar to Mishti. (Unapp.)	0.700	—	—	0.100	—	—
245.	W.S.S. Malosar & Surrounding Zill. (Un-app.)	0.200	—	—	0.100	—	—
Total (New Schemes)				—	0.300	—	—
Total (Orakzai Agency)				0.700	1.625	—	—
Kurram Agency							
<i>(On-going Schemes)</i>							
246.	W.S.S. Chapri. (Approved)	0.780	0.150	0.400	0.230	—	—
247.	W.S.S. Alamsher. (Approved)	0.578	0.100	0.196	0.082	—	—
248.	W.S.S. Luqman Khel. (Approved)	0.659	—	0.200	0.459	—	—
249.	W.S.S. Mula Bagh. (Approved)	0.453	—	0.200	0.254	—	—
250.	W.S.S. Gharbina. (Approved)	0.539	—	0.100	0.439	—	—
251.	W.S.S. pever & Extn. to Baghdai. (Approved)	2.740	—	0.200	0.200	—	—
252.	W.S.S. Badda Khel. (Approved)	1.012	—	0.200	0.200	—	—
253.	W.S.S. Extension from Zeran Dam to Parachinar	0.622	0.400	0.192	0.300	—	—
Total (On-going Schemes)				1.688	2.164	—	—
<i>(New Schemes)</i>							
254.	W.S.S. Duyamina & Bagrai. (Un-approved)	1.000	—	—	0.100	—	—
255.	W.S.S. Amal Not Gozar. (Anapproved)	0.800	—	—	0.100	—	—
256.	Const. of additional Gallery at Zeram for water supply scheme Parachinar	0.500	—	—	0.100	—	—
Total (New Schemes)				—	0.300	—	—
Total (Kurram Agency)				1.688	2.464	—	—
North Waziristan Agency							
<i>(On-going Schemes)</i>							
257.	Water Supply Scheme, Spellgai. (Approved)	0.852	0.235	0.017	0.600	—	—
258.	Water Supply Scheme, Mot Khel Spanon-Khel (Approved)	1.500	0.300	0.600	0.600	—	—
259.	Water Supply Scheme, Khadi. (Approved)	0.658	—	0.200	0.458	—	—

(Million Rupees)

Sl. No.	Name, Location and Status of the Scheme	Total Cost (F.E.C.)	Estimated Expenditure up to June, 1984	Revised Estimates for 1984-85	Allocation for 1985-86		
					Total ADP	Foreign Exchange Component Own Resources	Foreign Aid
1	2	3	4	5	6	7	8
260.	Water Supply Scheme, Chashmai. (Approved)	0.988	0.002	0.200	0.505	—	—
261.	Water Supply Scheme, Surdar Razmak. (App.)	2.369	0.808	0.500			
262.	Water Supply Scheme, Boya. (Approved)	0.897	—	0.200			
263.	Water Supply Scheme Thore Kot Tappi, Teh. Miranshah. (Approved).	0.728	—	0.200			
Total (On-going)				1.917	2.163	—	—
<i>(New Schemes).</i>							
264.	Water Supply Scheme, Sara. Razmak. (Un-approved).	1.000	—	—	0.200	—	—
265.	Improvement of W. S. Scheme and Construction of overhead Tank in Miranshah Teh. (Un-app.)	0.500	—	—	0.200	—	—
266.	Constt of Tube Well and OHR Tank in Mir Ali Teh. (Un-approved).	0.600	—	—	0.300	—	—
267.	Water Supply Scheme Mohd. Khel. (Un-app.)	0.800	—	—	0.100	—	—
268.	Water Supply Scheme Sir Kot. (Un-app.)	0.700	—	—	0.100	—	—
269.	Water Supply Scheme Masyari Algad, Darpa Khel, Miranshah. (Un-approved).	0.800	—	—	0.100	—	—
Total (New Schemes)				—	1.000	—	—
Total (NW Agency)				1.917	3.163	—	—
Bannu F.R.							
<i>(On-going Schemes)</i>							
270.	Water Supply Scheme, Tarkha Killi, Bakka Khel. (Approved).	2.466	0.402	0.742	1.911	—	—
271.	Water Supply Scheme Ali Khel Kotka Khanum (Jani Khel Area) (Approved).	0.830	0.001	0.250			
272.	Water Supply Scheme Sardar Khel (Bhattani area). (Approved).	0.762	0.003	0.400			
273.	Water Supply Scheme Chappari Daryoba area (Approved).	1.481	0.004	0.100			
Total (On-going)				1.492	1.911	—	—
<i>(New Schemes)</i>							
274.	Water Supply Scheme Haji Sarwar Jan Bakka Khel. (Un-approved).	1.000	—	—	0.150	—	—
275.	Improvement & Exten. W.S.S. Hindi Khel and Jani Khel. (Un-approved).	0.800	—	—	0.200	—	—
276.	Water Supply Scheme Gut Khel Bhattani. (Un-approved).	0.600	—	—	0.200	—	—
277.	Water Supply Scheme Umazai, Chappri. (Un-approved).	0.500	—	—	0.050	—	—
Total (New Schemes)				—	0.600	—	—
Total (Bannu F.R.)				1.492	2.511	—	—

(Million Rupees)

Sl. No.	Name, Location and Status of the Scheme	Total Cost (F.E.C.)	Estimated Expenditure up to June, 1984	Revised Estimates for 1984-85	Allocation for 1985-86		
					Total ADP	Foreign Exchange Component	
						Own Resources	Foreign Aid
1	2	3	4	5	6	7	8
South Waziristan Agency							
<i>(On-going Schemes)</i>							
278.	Water Supply Scheme Ashkarkot. (App.) ..	0.948	0.077	0.500	}	3.115	—
279.	Water Supply Scheme Zari Noor (P.A. Colony) (Approved.)	0.906	—	0.200			
280.	Water Supply Scheme Ghal-Washti. (App.) ..	0.695	0.005	0.100			
281.	Water Supply Scheme Oss Pass. (App.) ..	0.963	0.282	0.500			
282.	Water Supply Scheme Sholam. (Approved)	(R) 1.400 1.470	—	0.100			
283.	Water Supply Scheme Toi Khulla. (Approved)	1.363	—	0.100			
284.	Water Supply Scheme Musa Nika/Amgoor Addag (Un-approved).	2.000	—	0.100			
285.	Water Supply Scheme Bomai Village. (Un-app.)	1.000	—	0.100			
Total (On-going Schemes)				1.700	3.115	—	—
<i>(New Schemes)</i>							
286.	Water Supply Scheme Nano. (Un-approved).	0.700	—	—	0.100	—	—
287.	Water Supply Scheme Azam Warsak. (Un-approved).	0.500	—	—	0.100	—	—
288.	Water Supply Scheme Bagi Wala. (Un-app.)	0.800	—	—	0.100	—	—
289.	Water Supply Scheme Shingai. Kot Kai. (Un-approved).	0.700	—	—	0.100	—	—
Total (New Schemes) ..				—	0.400	—	—
Total (S.W. Agency) ..				1.700	3.515	—	—
D. I. Khan F.R.							
<i>(On-going Schemes)</i>							
290.	Water Supply Scheme Daulat Khan Koroona (Approved).	0.712	0.150	0.500	0.062	—	—
291.	Feasibility of Water Supply Scheme Gabbar Valley (Un-approved).	0.500	—	0.050	0.284	—	—
Total (On-going Schemes)				0.550	0.346	—	—
<i>(New Schemes)</i>							
292.	Water Supply Scheme Khisor. (Un-approved)	0.600	—	—	0.100	—	—
293.	Improvement of W.S. Scheme Darrazinda (Unapproved).	0.500	—	—	0.200	—	—
294.	Water Supply Scheme Kohi Bahara. (Un-app)	0.500	—	—	0.150	—	—
295.	Water Supply Scheme Girni. (Un-approved)	0.600	—	—	0.100	—	—
296.	Water Supply Scheme Kirri Wam. (Un-app.)	0.400	—	—	0.100	—	—
Total (New Schemes) ..				—	0.650	—	—
Total (D. I. Khan F.R.) ..				0.550	0.996	—	—
Total (Public Health Engineering)				14.294	24.500	—	—
Total (Physical Planning & Housing)				25.257	56.600	—	—

(Million Rupees)

Sl. No.	Name, Location and Status of the Scheme	Total Cost (F.E.C.)	Estimated Expenditure up to June, 1984	Revised Estimates for 1984-85	Allocation for 1985-86		
					Total ADP	Foreign Exchange Component	
						Own Resources	Foreign Aid
1	2	3	4	5	6	7	8
RURAL DEVELOPMENT							
<i>(On-Going Schemes)</i>							
Provincial Programme							
297.	RWP in FATA (App.)	—	14.380	17.636	14.230	—	—
Kohat Division:							
298.	IRDP Markaz, Parachinar. (App.)	—	0.500	0.764	0.770	—	—
Total (Rural Development)				18.400	15.000	—	—
EDUCATION							
I. GENERAL EDUCATION							
<i>(New Schemes)</i>							
299.	Award of Foreign Scholarships to the Students of FATA during 1985-86. (Un-app.)	2.000	—	—	2.000	—	—
300.	Establishment of Elementary College for Teachers including Hostel for 150-Students and Residences for 25 Staff members in Bannu F. R. (Un-app.)	9.000	—	—	2.097	—	—
301.	Provision of Science Equipment/apparatus to 25 existing High Schools in FATA.	0.500	—	—	0.500	—	—
Total (Provincial Programme)				—	4.597	—	—
Malakand Division							
<i>(On-going Schemes)</i>							
302.	Continuance of Adult Education Programme during 1984-85 to 1987-88 in Tribal Areas of Malakand Division. (App.)	0.080	—	0.015	0.020	—	—
303.	Continuance of In-Service Teachers Training Programme during 1984-85 to 1987-88 in Tribal Areas of Malakand Division. (App.)	0.300	—	0.081	0.066	—	—
Total (On-going Schemes) ..				0.096	0.086	—	—
<i>(New Schemes)</i>							
304.	Scheme for Award of Scholarships to Tribal Students of Malakand Division during 1985-86 (Un-app.)	0.900	—	—	0.900	—	—
Total (Malakand Division) ..				0.096	0.986	—	—
Bajaur Agency							
<i>(New Schemes)</i>							
305.	Establishment of 16-(10-boys & 6-Girls) Primary Schools in Bajaur Agency. (Un-app.)	2.800	—	—	2.800	—	—
306.	Construction of building for 3-existing Primary Schools in Bajaur Agency. (Un-app.)	0.480	—	—	0.480	—	—
307.	Construction of 6-Additional Class-rooms in existing Schools in Bajaur Agency. (Un-app.)	0.378	—	—	0.378	—	—

(Million Rupees)

Sl. No.	Name, Location and Status of the Scheme	Total Cost (F.E.C.)	Estimated Expenditure up to June, 1984	Revised Estimates for 1984-85	Allocation for 1985-86		
					Total ADP	Foreign Exchange Component	
						Own Resources	Foreign Aid
1	2	3	4	5	6	7	8
308.	Construction of 1-Sc : Labortary in existing High School in Bajaur Agency. (Un-app.)	0.180	—	—	0.180	—	—
309.	Upgrading of one Primary School to Middle status in Bajaur Agency (Un-app.)	0.520	—	—	0.520	—	—
310.	Upgrading of One Middle School to High Schools in Bajaur Agency. (Un-app.)	0.830	—	—	0.830	—	—
311.	Improvement in existing Schools i/c water supply & Electrification in Bajaur Agency. (Un-app.)	0.400	—	—	0.400	—	—
Total (Bajaur Agency)				—	5.588	—	—
Peshawar Division							
<i>(On-going Schemes)</i>							
312.	Continuance of Adult Education Programme during 1983-84 to 1985-86 in Tribal Area of Peshawar Division. (App.)	0.114	0.040	0.037	0.037	—	—
313.	Continuance of In-service Teachers Training Programme, 1984-85 to 1987-88 in Tribal Area of Peshawar Division. (App.)	0.892	—	0.188	0.218	—	—
Total (On-going Schemes)				0.225	0.255	—	—
<i>(New Schemes)</i>							
314.	Scheme for Award of Scholarships to Tribal Area Students of Peshawar Division during 1985-86. (Un-app.)	2.500	—	—	2.500	—	—
315.	Construction of In-service Teachers Training Institute with Hostel for 50-Students at Jamrud in Peshawar Division. (Un-app.)	2.000	—	—	1.000	—	—
Total (New Schemes)				—	3.500	—	—
Total (Peshawar Division)				0.225	3.755	—	—
Mohmand Agency							
<i>(On-going Schemes)</i>							
316.	Re-construction of Govt : High School, subhan Khawar in Mohamnd Agency. (App.)	4.225	—	2.300	1.925	—	—
317.	Construction of Office & Residences for Agency Inspector of Schools & Education Staff in Mohmand Agency. (App.)	3.359	—	2.420	0.939	—	—
318.	Upgrading of 1-existing Middle School to High status in Mohmand Agency.	1.520	—	0.700	0.820	—	—
Total (On-going Schemes)				5.420	3.684	—	—
<i>(New Schemes)</i>							
319.	Establishment of 12(8-boys & 4-Girls) Primary Schools in Mohmand Agency. (Un-app.)	2.080	—	—	2.080	—	—
320.	Construction of building for 6-Existing Primary Schools in Mohmand Agency. (Un-App.)	0.960	—	—	0.960	—	—
321.	Upgrading of 2 (1-Boys & 1-Girls) Primary Schools to Middle Status in Mohmand Agency. (Un-app.)	1.040	—	—	1.040	—	—

(Million Rupees)

Sl. No.	Name, Location and Status of the Scheme	Total Cost (F.E.C.)	Estimated Expenditure up to June 1984	Revised Estimates for 1984-85	Allocation for 1985-86		
					Total ADP	Foreign Exchange Component	
						Own Resources	Foreign Aid
1	2	3	4	5	6	7	8
322.	Upgrading of 1-Middle School to High Status in Mohmand Agency. (2-Boys & 1-Girls) (Un-app.)	0.830	—	—	0.830	—	—
323.	Construction of 3-Residential quarters for teachers in Extg : Schools in Mohmand Agency (Un-app.)	0.480	—	—	0.480	—	—
324.	Construction of Technical Work-shop at Govt. High School, Yousaf Khel. Mohmand Agency (Un-app.)	0.325	—	—	0.325	—	—
325.	Improvement in Existing Schools including Water Supply & Electrification in Mohmand Agency. (Un-app.)	0.500	—	—	0.500	—	—
326.	Improvement in Government Inter College Ekkaghund in Mohmand Agency. (Un-app.)	0.500	—	—	0.500	—	—
Total (New Schemes)				—	6.715	—	—
Khyber Agency		Total (Mohmand Agency)		5.420	10.399	—	—
(New Schemes)							
327.	Establishment of 16-(12-Boys & 4-Girls) Primary Schools in Khyber Agency. (Un-app.)	2.720	—	—	2.720	—	—
328.	Construction of building for 4-Existing Primary Schools in Khyber Agency. (Un-app.)	0.640	—	—	0.640	—	—
329.	Upgrading of 6(4-Boys & 2-girls) Primary Schools in Khyber Agency. (Un-app.)	3.120	—	—	3.120	—	—
330.	Upgrading of Govt. Middle School. Qamar Khel Attati to High School in Khyber Agency (Un-app.)	0.830	—	—	0.830	—	—
331.	Construction of 5-Additional Class-rooms in Existing Schools in Khyber Agency. (Un-App.)	0.315	—	—	0.315	—	—
332.	Improvement in Existing Schools including Water Supply and Electrification in Khyber Agency. (Un-app.)	0.500	—	—	0.500	—	—
333.	Improvement in Government Degree College. Landi Kotal and Govt. Elementary College for teachers in Khyber Agency. (Un-app.)	0.700	—	—	0.700	—	—
Total (Khyber Agency)				—	8.825	—	—
Peshawar F. R.							
(On-going Schemes)							
334.	Re-const. of Govt. High School, Kandow in Peshawar. F. R.	1.495	—	1.000	0.495	—	—
		Total (On-going)		1.000	0.495	—	—
(New Schemes)							
335.	Establishment of 4 Primary Schools in Peshawar F. R. (Un-app.)	0.640	—	—	0.640	—	—
336.	Construction of building for 4-Existing Primary Schools in Peshawar F. R. (Un-app.)	0.640	—	—	0.640	—	—

(Million Rupees)

Sl. No.	Name, Location and Status of the Scheme	Total Cost (F.E.C.)	Estimated Expenditure up to June, 1984	Revised Estimates for 1984-85	Allocation for 1985-86		
					Total ADP	Foreign Exchange Component	
						Own Resources	Foreign Aid
1	2	3	4	5	6	7	8
337.	Upgrading of One Primary School to Middle Status in Peshawar F. R. (Un-app.)	0.520	—	—	0.520	—	—
338.	Upgrading of 1-Existing Middle School to High Status in Peshawar F. R. (Un-app.)	0.830	—	—	0.830	—	—
339.	Construction of 5-Additional Class-rooms in Existing Schools in Peshawar F. R. (Un-app.)	0.315	—	—	0.315	—	—
340.	Construction of 2-Residential quarters for teachers in Existing Schools in Peshawar F. R. (Un-app.)	0.270	—	—	0.270	—	—
341.	Improvement in Existing Schools including Water Supply and Electrification in Peshawar F.R. (Un-app.)	0.500	—	—	0.500	—	—
Total (New Schemes)				..	—	3.715	—
Total (Peshawar F.R.)				..	1.000	4.210	—
Kohat Division (On-going Schemes)							
342.	Continuance of Adult Education Programme during 1983-84 to 1985-86 in T/Area of Kohat Division. (App.)	0.076	0.020	0.024	0.032	—	—
343.	Continuance of In-Service Teachers Training Programme 1984-85 to 1987-88 in Tribal Area of Kohat Division. (App.)	0.744	—	0.206	0.192	—	—
Total (on-going Schemes)					0.230	0.224	—
<i>(New Schemes)</i>							
344.	Scheme for Award of S. Ship to Tribal Students of Kohat Division during 1985-86. (Un-app.)	1.500	—	—	1.500	—	—
Total (Kohat Div.)					0.230	1.724	—
Kohat F. R. (On-going Schemes)							
345.	Construction of building for 6 (3 boys & 3 Girls) Primary Schools in Kohat F.R.	0.910	—	0.600	0.310	—	—
346.	Up-grading of 2-Primary Schools to Middle Status in Kohat F.R.	1.010	—	0.300	0.710	—	—
347.	Up-grading of one existing Middle School to High Status in Kohat F.R.	0.984	—	0.700	0.284	—	—
Total (On-going)					1.600	1.304	—
<i>(New Schemes)</i>							
348.	Establishment of 6 (1-Boys & 5-Girls) Primary Schools in Kohat F.R. (Un-app.)	1.160	—	—	1.150	—	—
349.	Construction of building for 4 (2-Boys and 2-Girls) Primary Schools in Kohat F.R. (Un-app.)	0.640	—	—	0.640	—	—
350.	Up-grading of 1-Primary School to Middle Status GPS.. Landi Khail in Kohat F.R. (Un-app.)	0.520	—	—	0.520	—	—

(Million Rupees)

Sl. No.	Name, Location and Status of the Scheme	Total Cost (F.E.C.)	Estimated Expenditure up to June, 1984	Revised Estimates for 1984-85	Allocation for 1985-86		
					Total ADP	Foreign Exchange Component	
						Own Resources	Foreign Aid
1	2	3	4	5	6	7	8
351.	Up-grading of 1-Existing Middle School to High Status Turki Ismail Khail in Kohat F.R. (Un-app.).	0.830	—	—	0.830	—	—
352.	Construction of 3-Additional Class-rooms in Existing Schools in Kohat F.R. (Un-app.).	0.189	—	—	0.189	—	—
353.	Construction of 3-Residential Quarters for teachers in Existing Schools in Kohat Frontier Regions. (Un-app.).	0.450	—	—	0.450	—	—
354.	Improvement in Existing Schools including Water supply and Electrification in Kohat F.R. (Un-app.).	0.500	—	—	0.500	—	—
355.	Improvement in Government Degree College, Darra Adam Khel in Kohat F.R. (Un-app.).	0.500	—	—	0.500	—	—
Total (New Schemes) ...				—	4.779	—	—
Total (Kohat F.R.) ..				1.600	6.083	—	—
Orakzai Agency							
<i>(On-going Schemes)</i>							
356.	Construction of building for 8-Existing Primary Schools in Orakzai Agency. (App.).	1.492	—	0.906	0.586	—	—
357.	Establishment of 3-Primary Schools in Orakzai Agency. (App.).	0.468	—	0.100	0.368	—	—
358.	Upgrading of one existing Middle School to High Status in Orakzai Agency.	0.951	—	0.620	0.331	—	—
Total (On-going Schemes) ..				1.626	1.285	—	—
<i>(New Schemes)</i>							
359.	Establishment of 20 (14-Boys & 6-Girls) Primary Schools Including 4 Boys and 2 Girls in Ali Khail Area in Orakzai Agency. (Un-app.).	3.440	—	—	3.440	—	—
360.	Construction of building for 3-Existing Primary Schools in Orakzai Agency. (Un-app.).	0.480	—	—	0.480	—	—
361.	Upgrading of 2 (1-Boys & 1-Girls) Primary Schools to Middle Status in Orakzai Agency. (Unapp.).	2.060	—	—	2.060	—	—
362.	Upgrading of 2-Existing Middle Schools to High Status in Orakzai Agency. (Un-app.).	1.030	—	—	1.030	—	—
363.	Construction of 5-Additional Class-rooms in Existing Schools in Orakzai Agency. (Un-app.).	0.315	—	—	0.315	—	—
364.	Improvement in Existing Schools including Water Supply and Electrification in Orakzai Agency. (Un-app.).	0.300	—	—	0.300	—	—
Total (New Schemes) ..				—	7.625	—	—
Total (Orakzai Agency) ..				1.626	8.910	—	—

(Million Rupees)

Sl. No.	Name, Location and Status of the Scheme	Total Cost (F.E.C.)	Estimated Expenditure up to June, 1984	Revised Estimates for 1984-85	Allocation for 1985-86		
					Total ADP	Foreign Exchange Component	
						Own Resources	Foreign Aid
1	2	3	4	5	6	7	8
Kurram Agency							
<i>(On-going Schemes)</i>							
365.	Establishment of 8 (5-Boys & 3-Girls) Primary Schools in Kurram Agency. (Un-app.).	1.485	—	0.152	0.333	—	—
366.	Const. of building for 6-Existing Primary Schools in Kurram Agency. (App.).	0.900	—	0.620	0.280	—	—
367.	Upgrading of 1-Middle School to High Status Angori in Kurram Agency. (App.).	0.875	—	0.520	0.355	—	—
368.	Upgrading of Primary Schools to Middle Status including :—	1.659	—	1.275	0.384	—	—
	(i) Primary School at Dogar.						
	(ii) Girls Primary School at Bilyamin.						
	(iii) Government Primary School, Arwali in Kurram Agency. (App.)						
	Total (On-going Schemes) ..			3.567	1.352	—	—
<i>(New Schemes)</i>							
369.	Establishment of 18 (12-Boys & 6-Girls) Primary Schools in Kurram Agency. (Un-app.).	3.120	—	—	3.120	—	—
370.	Upgrading of 3 (2-Boys & 1-Girls) Primary Schools to Middle Status in Kurram Agency. (Un-app.).	1.560	—	—	1.560	—	—
371.	Construction of building for 5-Existing Primary Schools in Kurram Agency. (Un-app.).	0.800	—	—	0.800	—	—
372.	Upgrading of 1-Middle School to High Status in Kurram Agency. (Un-app.).	0.500	—	—	0.500	—	—
373.	Construction of 4-Additional Class-rooms in Existing Schools in Kurram Agency. (Un-app.).	0.252	—	—	0.252	—	—
374.	Construction of 3-Residential Quarters for teachers in Existing Schools in Kurram Agency. (Un-app.).	0.500	—	—	0.500	—	—
375.	Improvement in Existing Schools including Water Supply & Electrification in Kurram Agency. (Un-app.).	0.500	—	—	0.500	—	—
376.	Construction of 1-Science Laboratory in Govt. High School, Parachinar in Kurram Agency. (Un-app.).	0.180	—	—	0.180	—	—
377.	Construction of Technical Work Shop at Govt. High School, Kirman in Kurram Agency.	0.320	—	—	0.320	—	—
378.	Improvement in Govt. Degree College, Parachinar and Govt. Inter College, Sadda in Kurram Agency.	0.700	—	—	0.700	—	—
	Total (New Schemes) ..			—	8.432	—	—
	Total (Kurram Agency) ..			3.567	9.784	—	—

(Million Rupees)

Sl. No.	Name, Location and Status of the Scheme	Total Cost (F.E.C.)	Estimated Expenditure up to June, 1984	Revised Estimates for 1984-85	Allocation for 1985-86		
					Total ADP	Foreign Exchange Component	
						Own Resources	Foreign Aid
1	2	3	4	5	6	7	8
D. I. Khan Div. Progr.							
<i>(On-going Schemes)</i>							
379.	Continuance of Adult Education Programme in Tribal Area of D.I. Khan Division during 1984-85 to 1986-87. (App.)	0.136	—	0.040	0.044	—	—
380.	Continuance of In-Service Teachers Training Programme in Tribal Areas of D. I. Khan Division during 1984-85 to 1987-88. (App.)	0.700	—	—	0.150	—	—
Total (On-going Schemes) ..				0.040	0.194	—	—
<i>(New Schemes)</i>							
381.	Award of Scholarships to Tribal Students of D. I. Khan Division. (Un-app.)	2.000	—	—	2.000	—	—
382.	Award of Scholarships to the Students of Cadet College Razmak in D.I. Khan Division. (Un-app.)	1.250	—	—	1.250	—	—
Total (New) ..				—	3.250	—	—
Total (D. I. Khan Division) ..				0.040	3.444	—	—
N. W. Agency							
<i>(New Schemes)</i>							
383.	Establishment of 13-(10-Boys & 3-Girls) Primary Schools in North Waziristan Agency. (Un-app.)	2.200	—	—	2.200	—	—
384.	Construction of building for 5-Primary Schools in North Waziristan Agency. (Un-app.)	0.800	—	—	0.800	—	—
385.	Upgrading of 2 Primary Schools to Middle status in N. W. Agency. (Un-app.)	1.040	—	—	1.040	—	—
386.	Upgrading of one School to High status in North Waziristan Agency. (Un-app.)	0.830	—	—	0.830	—	—
387.	Construction of 5-Additional Class-rooms in existing Schools in North Waziristan Agency. (Un-app.)	0.315	—	—	0.315	—	—
388.	Construction of 2-Residential Quarters for teachers in existing Schools in North Waziristan Agency. (Un-app.)	0.345	—	—	0.345	—	—
389.	Improvement of existing Schools I/c Water supply & Electrification in North Waz. Agency. (Un-app.)	0.300	—	—	0.300	—	—
390.	Improvement of Govt. Degree College. Miran-shah in North Waziristan Agency. (Un-app.)	0.400	—	—	0.400	—	—
Total (North Waziristan Agency) ..				—	6.230	—	—
Bannu F. R.							
<i>(New Schemes)</i>							
391.	Establishment of 15-Primary Schools (10-Boys & 5-Girls) in Bannu F. R. (Un-app.)	2.320	—	—	2.320	—	—
392.	Construction of building for 6- (4-Boys & 2-Girls) Primary Schools in Bannu F. R. (Un-app.)	0.960	—	—	0.960	—	—
393.	Upgrading of 3-(2-Boys & 1-Girls) Primary Schools to Middle status in Bittani Area. (Un-app.)	1.060	—	—	1.060	—	—

(Million Rupees)

Sl. No.	Name, Location and Status of the Scheme	Total Cost (F.E.C.)	Estimated Expenditure up to June, 1984	Revised Estimates for 1984-85	Allocation for 1985-86		
					Total ADP	Foreign Exchange Component	
						Own Resources	Foreign Aid
1	2	3	4	5	6	7	8
394.	Upgrading of 3-Middle Schools to High status in Bannu F.R. (Un-app.)	1.590			1.590		
395.	Construction of 3-Additional Class-rooms in existing Schools in Bannu F. R. (Un-app.)	0.189	—	—	0.189	—	—
396.	Construction of 3-Residential Quarters for female teachers in existing Schools in Bannu F. R. (Un-app.)	0.450	—	—	0.450	—	—
397.	Improvement in existing Schools I/c. Water Supply & Electrification in Bannu F. R. (Un-app.)	0.300	—	—	0.300	—	—
Total (Bannu F.R.) ..				—	6.869	—	—
South Waziristan Agency							
<i>(On-going Schemes)</i>							
398.	Construction of Hostel for 40-Students in Govt. High School, Ladha in South Waz. Agency. (App.)	1.250	—	0.400	0.450	—	—
399.	Establishment of 8-(5-Boys & 3-Girls) Primary Schools in South Waziristan Agency. (App.)	1.594	—	1.532	0.062	—	—
400.	Construction of building for One existing Middle School in South Waz. Agency. (App.)	0.452	—	0.100	0.352	—	—
401.	Construction of building for One existing High School in South Waziristan Agency. (App.)	1.015	—	0.400	0.615	—	—
402.	Establishment of 3-Primary Schools in Birmal Area in South Waziristan Agency. (App.)	0.578	—	0.200	0.378	—	—
Total (On-going Schemes) ..				2.632	1.857	—	—
<i>(New Schemes)</i>							
403.	Establishment of 16-(6-Boys & 10-Girls) Primary Schools including Girls Mohd. Alam Kot Makin in South Waziristan Agency. (Un-app.)	2.960	—	—	2.960	—	—
404.	Construction of building for 3-existing Primary Schools in South Waz. Agency. (Un-app.)	0.480	—	—	0.480	—	—
405.	Upgrading of 3-Middle Schools including Chaghmal, Shakai & Shinkai to High status in South Waziristan Agency. (Un-app.)	1.590	—	—	1.590	—	—
406.	Upgrading of 3-Primary Schools including Tanai to Middle status in South Waziristan Agency (B)	1.040	—	—	1.040	—	—
407.	Construction of 3-Residential Quarters for female teachers in existing Schools in South Waziristan Agency. (Un-app.)	0.316	—	—	0.316	—	—
408.	Construction of 3-Additional C/rooms in existing Schools in South Waziristan Agency (Un-app.)	0.189	—	—	0.189	—	—

(Million Rupees)

Sl. No.	Name, Location and Status of the Scheme ¹	Total Cost (F.E.C.)	Estimated Expenditure up to June, 1984	Revised Estimates for 1984-85	Allocation for 1985-86		
					Total ADP	Foreign Exchange Component	
						Own Resources	Foreign Aid
1	2	3	4	5	6	7	8
409.	Improvement in Colleges in South Waziristan Agency. (Un-app)	0.400	—	—	0.400	—	—
410.	Improvement of existing Schools i/c. Water Supply & Electrification in South Waziristan Agency. (Unapp)	0.400	—	—	0.400	—	—
Total (New Schemes) ..				—	7.375	—	—
Total (South Waziristan Agency) ..				2.632	9.232	—	—
<i>(On-going Schemes).</i>							
411.	Construction of building for 7-(4-Boys and 3-Girls) Primary Schools in D. I. Khan F. R. (App).	1.283	—	1.227	0.056	—	—
Total (On-going Schemes) ..				1.227	0.056	—	—
<i>(New Schemes)</i>							
412.	Establishment of 7-(5-Boys & 2-Girls) Primary Schools in D. I. Khan F. R. (Un-app).	1.200	—	—	1.200	—	—
413.	Construction of building for 5 existing Primary Schools in D. I. Khan F. R. (Un-app).	0.800	—	—	0.800	—	—
414.	Construction of Additional Class-rooms in existing Schools in D. I. Khan F. R. (Un-app).	0.189	—	—	0.189	—	—
415.	Improvement of existing School including water supply & Electrification in D. I. Khan F. R. (Un-app).	0.119	—	—	0.119	—	—
Total (New Schemes) ..				—	2.308	—	—
Total (D. I. Khan F. R.) ..				1.227	2.364	—	—
Total (General Education) ..				17.663	93.000	—	—
II. TECHNICAL EDUCATION							
Provincial Programme.							
<i>(On-going Scheme)</i>							
416.	Construction of 250 Tribal students Hostel for NWFP University of Engg. & Technology. Peshawar.	20.100	8.992	6.000	1.940	—	—
Total (Provincial Programme) ..				6.000	1.940	—	—
Malakand Division.							
<i>(On-going Schemes)</i>							
417.	Continuation of Schemes for award of Scholarship to Tribal students of Malakand Division.	0.110	—	—	0.110	—	—
418.	Continuation of Schemes for award of Scholarship to tribal students of Peshawar Division.	0.600	—	—	0.600	—	—
Total (Malakand Division) ..				—	0.710	—	—

(Million Rupees)

Sl. No.	Name, Location and Status of the Scheme	Total Cost (F.E.C.)	Estimated Expenditure up to June, 1984	Revised Estimates for 1984-85	Allocation for 1985-86		
					Total ADP	Foreign Exchange Component	
1	2	3	4	5	6	7	8
						Own Resources	Foreign Aid
	Mohmand Agency (On-going Schemes)						
419.	Establishment of Govt. Vocational Institute, Ekka Ghund (Mohmand Agency).	5.000	—	1.000	2.000	—	—
	Total (Mohmand Agency)	1.000	2.000	—	—
	Kohat Division (On-going Scheme)						
420.	Continuance of Scheme for Award of Scholarship to Tribal Students of Kohat Division.	0.300	—	—	0.300	—	—
	Total (Kohat Division)	—	0.300	—	—
	Orakzai Agency (On-going Scheme)						
421.	Establishment of Govt. Vocational Institute, Kalaya (Orakzai Agency).	4.205	0.040	2.000	2.000	—	—
	Total (On-going Schemes)	2.000	2.000	—	—
	(New Schemes)						
422.	Purchase of Equipment for Govt. Vocational Institute, Kalaya (Orakzai Agency).	1.000	—	—	1.000	—	—
	Total (New Schemes)	2.000	1.000	—	—
	Total (Orakzai Agency)	2.000	3.000	—	—
	Kurram Agency (On-going Schemes)						
423.	Establishment of Govt. Vocational Institute, Parachinar (Kurram Agency).	5.000	—	1.000	2.000	—	—
	Total (On-going Schemes)	1.000	2.000	—	—
	D. I. Khan Division (On-going Schemes)						
424.	Continuance of Scheme for Award of Scholarship to Tribal students of D. I. Khan Division.	0.550	—	—	0.550	—	—
	Total (D. I. Khan Div.)	—	0.550	—	—
	N. W. Agency (On-going Schemes)						
425.	Establishment of Govt. Vocational Institute, Miranshah (N. W. Agency).	7.058	—	1.000	2.000	—	—
	Total (N. W. Agency)	1.000	2.000	—	—
	S. W. Agency (On-going Schemes)						
426.	Establishment of Govt. Vocational Institute, Wana (S. W. Agency).	5.368	—	1.000	2.000	—	—
	Total (S. W. Agency)	1.000	2.000	—	—
	Total (Technical Education)	14.000	14.500	—	—

(Million Rupees)

Sl. No.	Name, Location and Status of the Scheme	Total Cost (F.E.C.)	Estimated Expenditure up to June, 1984	Revised Estimates for 1984-85	Allocation for 1985-86		
					Total ADP	Foreign Exchange Component	
						Own Resources	Foreign Aid
1	2	3	4	5	6	7	8
III. P & D CELL							
P&D Cell							
427.	Strengthening of Planning Cell in Commissioner's Office, Peshawar Division, Peshawar.	year to year basis	Sanctioned on year to year basis	0.170	0.168	—	—
<i>Provincial Programmes</i>							
428.	Continuation of Planning Cell in FATA for SDP.	0.200	—	0.200	0.177	—	—
		0.400					
	Total (P&D)			0.370	0.345		
	Total (Education)			32.033	107.845	—	—
HEALTH							
Provincial Programme							
<i>(On-going Schemes)</i>							
429.	E. P. I. in N.W.F.P. (App.)	5.880	—	1.804	4.076	—	—
	Total (On-going Scheme)			1.804	4.076	—	—
<i>(New Schemes)</i>							
430.	Training of TBA's in N.W.F.P., FATA. (Un-app.)	0.800	—	—	0.250	—	—
431.	Supply of O.R.S. in N.W.F.P., FATA. (Un-app.)	0.270	—	—	0.070	—	—
	Total (New Schemes)			—	0.320	—	—
	Total (Provincial Programme)			—	4.396	—	—
Malakand Division							
<i>(On-going Schemes)</i>							
432.	World Food Programme (FATA) Malakand Division. (App.)	0.104	—	0.060	0.044	—	—
433.	Continuance of Scheme for award of Scholarship to Tribal Student in FATA Malakand Div. (App.)	0.110	—	0.099	0.110	—	—
	Total (Malakand Division)			0.159	0.154	—	—
Bajaur Agency							
<i>(On-going Scheme)</i>							
434.	Improvement & Construction of residential accommodation in Agency H. Q. Hospital, Khar. (App.)	3.387	—	2.200	1.087	—	—
	Total (On-going Scheme)			2.200	1.087	—	—
<i>(New Schemes)</i>							
435.	Construction of category III. residence in BHUs:- (i) Chinagai. (ii) Ghakhai. (Un-app.)	0.900	—	—	0.900	—	—
436.	Establishment of one Rural Health Centre, Pashat. (Un-app.)	4.000	—	—	1.000	—	—
437.	Establishment of one Basic Health Unit, Lar Madac. (Un-app.)	0.900	—	—	0.500	—	—
	Total (New Schemes)			—	2.400	—	—
	Total (Bajaur Agency)			2.200	3.487	—	—

(Million Rupees)

Sl. No.	Name, Location and Status of the Scheme	Total Cost (F.E.C.)	Estimated Expenditure up to June, 1984	Revised Estimates for 1984-85	Allocation for 1985-86		
					Total ADP	Foreign Exchange Component	
						Own Resources	Foreign Aid
1	2	3	4	5	6	7	8
Divisional Programme, Peshawar							
<i>(On-going Schemes)</i>							
438.	World Food Programme FATA Peshawar Division (App.).	0.277	—	0.130	0.166	—	—
439.	Continuation of Scheme for award of Scholarships to Tribal students in FATA of Peshawar Division (App.)	0.721	—	0.315	0.400	—	—
Total (Peshawar Division) :				0.445	0.566	—	—
Mohmand Agency							
<i>(On-going Schemes)</i>							
440.	Establishment of Rural Health Centre in Ekka Ghund. (App.).	3.716	—	1.600	2.116	—	—
441.	Const. of residences for Medical Officers in BHUs at Yousaf Khel Pindyalli and Lakero.	1.426	—	1.200	0.226	—	—
Total (On-going Schemes) :				2.800	2.342	—	—
<i>(New Scheme) :</i>							
442.	Upgrading of Two Dispensaries into Basic Health Units :— (1) Kossi Mandi. (2) Michni. (Un-app.).	1.640	—	—	1.640	—	—
Total (New Scheme) :				—	1.640	—	—
Total (Mohmand Agency) :				2.800	3.982	—	—
Khyber Agency							
<i>(On-going Schemes)</i>							
443.	Training of Health Auxiliary in Khyber Agency. (App.).	0.835	0.136	0.160	0.179	—	—
444.	Establishment of Basic Health Unit Kala Khel. (Un-app.).	0.838	—	0.200	0.638	—	—
445.	Upgradation & Renovation of Civil Hospital, Jamrud. (App.).	4.998	—	1.700	2.798	—	—
446.	Construction of M.O. residences at BHU at : (1) Kambela. (2) Toda China. (3) Sara China.	1.438	—	0.600	0.838	—	—
Total (Khyber Agency) :				2.660	4.453	—	—

(Million Rupees)


Sl. No.	Name, Location and Status of the Scheme	Total Cost (F.E.C.)	Estimated Expenditure up to June, 1984	Revised Estimates for 1984-85	Allocation for 1985-86		
					Total ADP	Foreign Exchange Component	
						Own Resources	Foreign Aid
1	2	3	4	5	6	7	8
Peshawar F. R.							
<i>(New Schemes)</i>							
447.	Construction of category III residence in Basic Health Unit Kohi Hossain Khel. (Un-app.).	0.450	—	—	0.450	—	—
448.	Provision of water supply and Electrification in existing Basic Health Units :—(1) Assho Khel. (2) Jana Kur. (3) Kohi Hossain Khel.	0.500	—	—	0.500	—	—
Total (Peshawar F.R.)				..	—	0.950	—
Kohat Division							
<i>(On-going Schemes)</i>							
449.	World Food Programme in FATA Kohat Division. (App.).	0.180	0.022	0.060	0.060	—	—
450.	Continuation of Scheme Scholarships for Tribal Medical Students of FATA Kohat Division. (App.).	0.800	—	0.400	0.400	—	—
Total (Kohat Division)				..	0.460	0.460	—
Kohat F.R.							
<i>(On-going Schemes)</i>							
451.	Construction of M.O. residences in Basic Health Units :—(1) Ara Khel. (2) Tor Chappar. (App.).	0.950	—	0.300	0.650	—	—
452.	Establishment of one Basic Health Unit at Akbarwal. (App.).	0.890	—	0.200	0.690	—	—
Total (Kohat F.R.)				..	0.500	1.340	—
Orakzai Agency							
<i>(On-going Schemes)</i>							
453.	Establishment of Rural Health Centre at Kurez. (App.).	3.408	—	1.200	1.708	—	—
454.	Establishment of one Basic Health Unit Char-Khel (Dar Mini Khel). (App.).	1.017	—	0.400	0.317	—	—
455.	Establishment of one Basic Health Unit, Kadda Bazar. (Un-app.).	1.206	—	0.100	0.720	—	—
<i>(New Scheme)</i>							
456.	Establishment of one BHU at Ali Khel Area Swaro Kot. (App.).	1.100	—	—	0.500	—	—
Total (Orakzai Agency)				..	1.700	3.245	—

(Million Rupees)

Sl. No.	Name, Location and Status of the Scheme	Total Cost (F.E.C.)	Estimated Expenditure up to June, 1984	Revised Estimates for 1984-85	Allocation for 1985-86			
					Total ADP	Foreign Exchange Component		
						Own Resources	Foreign Aid	
1	2	3	4	5	6	7	8	
Kurram Agency								
<i>(On-going Schemes)</i>								
457.	Training of Health Auxiliaries in Kurram Agency. (App.)	0.835	0.573	0.160	0.160	—	—	
458.	Construction of M.Os residences at B.H.U.s :— (1) Ibrahimzai. 2. Burki 3. Tarimongal. 4. Angoori.	2.125	—	1.200	1.125	—	—	
459.	Establishment of 2 Basic Health Units at :— (1) Kunj Ali Zai. (2) Agra. (App.)	2.332	—	0.800	1.032	—	—	
460.	Construction of M.Os residences at :— (1) Ali Mangal. (2) Dogar. (App.)	1.051	—	0.700	0.361	—	—	
461.	Special repairs to Agency HQ Hospital, Parachinar. (App.)	2.037	0.573	1.000	1.037	—	—	
Total (Kurram Agency)				..	3.860	3.715	—	—
D.I. Khan Division								
<i>(On-going Schemes)</i>								
462.	World Food Programme in D.I. Khan Division. (App.)	0.280	0.170	0.100	0.100	—	—	
463.	Continuation of Scheme for Award of Scholarship to Tribal Medical students of FATA D.I. Khan Division. (App.)	1.037	0.170	0.500	0.500	—	—	
Total (D.I. Khan)				..	0.600	0.600	—	—
N.W. Agency								
<i>(On-going Scheme)</i>								
464.	Establishment of 2 Basic Health Units :— (1) Mameet. (2) Natasai. (App.)	2.380	—	0.800	1.580	—	—	
Total (On-going Scheme)				..	0.800	1.580	—	—
<i>(New Scheme)</i>								
465.	Construction of Casualty Block in Agency HQ Hospital, Miranshah. (Un-app.)	0.800	—	—	0.800	—	—	
466.	Establishment of one BHU at N.W. Agency.	1.100	—	—	0.500	—	—	
Total (New Schemes)				..	—	1.300	—	—
Total (North Waz. Agency)				..	0.800	2.880	—	—
Bannu F.R.								
<i>(On-going Schemes)</i>								
467.	Establishment of Basic Health Unit at Gadhi Top Bannu F.R. (App.)	1.309	—	0.800	0.509	—	—	
468.	Establishment of Basic Health Unit, Sher Jan Killi. (Un-app.)	1.300	—	0.200	0.900	—	—	
Total (Bannu F.R.)				..	1.000	1.409	—	—


(Million Rupees)

Sl. No.	Name, Location and Status of the Scheme	Total Cost (F.E.C.)	Estimated Expenditure up to June, 1984	Revised Estimates for 1984-85	Allocation for 1985-86		
					Total ADP	Foreign Exchange Component	
						Own Resources	Foreign Aid
1	2	3	4	5	6	7	8
South Waziristan Agency							
<i>(On-going Schemes)</i>							
469.	Construction of M.O. residence in Basic Health Units :—(1) Khaisora, (2) Toi Khula, (3) Spin Kamar,	1.195	—	0.600	0.595	—	—
470.	Construction of Agency H Q Hospital, Wana. (Un-app.),	15.000	—	1.000	1.149	—	—
471.	Establishment of Basic Health Unit, Sar Kands.	1.044	—	0.100	0.944	—	—
472.	Establishment of 2 Basic Health Units at :— (1) Shaggi. (2) Barwand. (App.).	1.787	—	0.600	0.987	—	—
<i>(New Schemes)</i>							
473.	Imp. of Civil Hospital Sararogha	1.950	—	—	0.644	—	—
474.	Improvement of Civil Hospital Ladha	1.000	—	—	0.400	—	—
Total (South Waz. Agency)				2.300	4.719	—	—
D.I. Khan F.R.							
<i>(On-going Schemes)</i>							
475.	Establishment of One Basic Health Unit, Gabber Velly. (App.).	0.852	—	0.450	0.452	—	—
476.	Construction of M.O. residences at BHUs :— (1) Kohi Baharan. (2) Michan Khel.	0.841	—	0.500	0.491	—	—
Total (On-going Schemes)				0.950	0.943	—	—
<i>(New Schemes)</i>							
477.	Construction of M.O. residence in existing Basic Health Unit, Kirri Wam. (Un-app.).	0.425	—	—	0.425	—	—
478.	Improvement of Health Institutions in F.R. D.I. Khan.	2.000	—	—	0.776	—	—
Total (New Schemes)				—	1.201	—	—
Total (D.I. Khan F.R.)				0.950	2.144	—	—
Total (Health)				22.238	38.500	—	—
POWER				—	23.322	67.000	—
Total (Power)				—	23.322	67.000	—
Total (FATA)				250.814	482.045	8.020	—



**FEDERALLY ADMINISTERED TRIBAL AREAS
DEVELOPMENT CORPORATION (FATA-DC)**

(331-332)




FEDERALLY ADMINISTERED TRIBAL AREAS DEVELOPMENT CORPORATION
(SUMMARY)

(Million Rupees)

Sl. No.	Sector	Total ADP 1985-86	Foreign Exchange Component		
			Total	Own Resources	Foreign Aid
1.	Water	100.098	—	—	—
2.	Industry	4.232	—	—	—
3.	Minerals	5.362	—	—	—
4.	Physical Planning & Housing	13.011	—	—	—
Total (FATA/DC)		122.703	—	—	—

(333-334)



FATA DEVELOPMENT CORPORATION

(Million Rupees)

Sl. No.	Name, Location and Status of the Scheme	Total Cost (F.E.C.)	Estimated Expenditure up to June, 1984	Revised Estimates for 1984-85	Allocation for 1985-86		
					Total ADP	Foreign Exchange Component	
						Own Resources	Foreign Aid
1	2	3	4	5	6	7	8
WATER							
<i>(On-going Schemes)</i>							
Mohmand Agency							
1.	Ground Water Investigation for the dev. of lands in Plains of Mohmand Agency (16 testwells) (Approved).	7.859	0.748	3.000	3.000	—	—
Khyber Agency							
2.	Improvement to Water Courses off taking at RD. 28500/R. LB of BRC Scheme (Approved).	0.847	0.856	0.038	—	—	—
3.	Bara Irrigation and Water Dev. scheme (160 Water Courses) (Approved).	73.805 (14.779)	—	0.020	0.340	—	—
4.	Ground Water Investigation for the dev. of lands in Nikki Khel Plain (3 Testwells) (Approved).	2.130	1.400	0.730	0.333	—	—
5.	Ground Water Investigation for the dev. of lands of uncovered portion (3 testwells) (Approved).	0.985	—	0.400	0.536	—	—
Total (Khyber Agency)				..	1.188	1.209	—
F.R. Kohat							
6.	Sinking & Installation of 4 tubewells in Gadia Khel Plain (Appd.)	2.491	1.500	0.791	0.200	—	—
7.	Ground Water Investigation for dev of uncovered area (10 Testwells) (Appd.)	3.330	1.600	1.730	0.189	—	—
8.	Conversion of 4 existing testwells into tubewells in FRKohat/Khyber Agency (Approved).	0.900	—	0.700	0.496	—	—
Total (F.R. Kohat)				..	3.221	0.885	—
Orakzai Agency							
9.	Improvement to Anjani viala Stori Khel area (Approved).	0.909	—	0.909	—	—	—
10.	Improvement to Ghulama viala at Toj Mishti Area (Approved).	0.810	—	0.810	—	—	—
11.	Lower Und Khel channel (Approved)	0.610	—	0.610	—	—	—
12.	Ground Water Investigation for dev. of lands in Mishti and Chappari area (7 testwells) (App.)	2.538	0.650	1.888	0.203	—	—
Total (Orakzai Agency)				..	4.217	0.203	—

(Million Rupees)

Sl. No.	Name, Location and Status of the Scheme	Total Cost (F.E.C.)	Estimated Expenditure up to June, 1984	Revised Estimates for 1984-85	Allocation for 1985-86		
					Total ADP	Own Resources	Foreign Exchange Component Foreign Aid
1	2	3	4	5	6	7	8
Kurram Agency							
13.	Improvement to Bughaki viala (Approved) ..	1·823	1·698	0·235	—	—	—
14.	Improvement to Matt viala (Approved) ..	2·538	2·538	0·305	—	—	—
15.	Improvement to Parat viala in Pewar area (App.)	1·768	—	0·400	1·368	—	—
16.	Improvement to Ali Sherzai viala to Shalozan (Approved).	1·122	—	1·120	—	—	—
17.	Improvement to Mani viala Kirman area (App.)	1·817	—	1·817	—	—	—
18.	Improvement to Lundi-wam Irrigation scheme (Approved).	0·694	—	0·300	0·394	—	—
19.	Improvement to Tughlak viala Kunj Allizai area in Kurram River (Approved).	1·903	—	0·400	1·503	—	—
20.	Improvement to Rall Nurmallah and Mir Viala (Approved).	2·843	—	1·500	1·343	—	—
21.	Improvement to Topaki viala (Approved) ..	2·502	—	0·350	2·152	—	—
22.	Improvement to Makhezai Gharbai viala on R Bank of Kurram River (Approved).	1·885	—	1·885	—	—	—
23.	Improvement to Driplary viala for the land of Ahmed-e-Shama Viala (Approved).	2·228	—	0·300	1·911	—	—
24.	Improvement to Murghan Irr. Scheme under USAID (Provision for Establishment charges) (Approved).	2·335	—	0·060	0·080	—	—
25.	Improvement to Sanzali viala on L/Bank of Kurram River (Approved)	1·058	—	0·400	0·644	—	—
26.	Improvement to Yaqoobi viala on R/Bank of Kurram River (Approved).	3·665	—	3·307	0·358	—	—
27.	Improvement to Sateen viala in Masozai area (Approved).	1·150	—	0·400	0·750	—	—
28.	Improvement to Mandoor viala in Alizai Tehsil in Kurram River (Approved).	1·786	—	0·600	1·034	—	—
29.	Sinking & Installation of 8 Nos. tubewells and conversion of one existing testwell into tubewell in Sateen Plain (Approved).	4·884	0·180	0·700	1·300	—	—
30.	Sinking & Installation of 4 tubewells and conversion of one existing testwell into tubewell in in Mali Killi (Approved).	2·625	0·885	1·500	0·240	—	—
31.	Ground Water Investigation for dev. of lands on North side of Parachinar Tall road near Mali Killi (6 Testwells.) (Approved).	2·625	—	0·700	1·000	—	—
Total (Kurram Agency) ..				16·279	14·077	—	—
F.R. Kurram							
32.	Lowera Mela irrigation scheme (Approved) ..	2·016	1·363	0·653	—	—	—
33.	Improvement to Kalaya viala on right side of Khurmana Nullah in Masozai area (Approved.).	1·331	1·000	0·331	—	—	—

(Million Rupees)

Sl. No.	Name, Location and Status of the Scheme	Total Cost (F.E.C.)	Estimated Expenditure up to June, 1984	Revised Estimates for 1984-85	Allocation for 1985-86		
					Total ADP	Foreign Exchange Component	
						Own Resources	Foreign Aid
1	2	3	4	5	6	7	8
34.	Yasta Irrigation Scheme in Khoidad Khel area (Approved)	2.392	2.039	0.353	—	—	—
35.	Improvement to Tarai viala for the land of Tabai in Khoidad Khel area (Approved).	1.158	—	1.158	—	—	—
36.	Improvement to Daya viala in Khoni Khel area (Approved).	1.080	—	0.100	0.400	—	—
37.	Improvement to Lung Much viala in Khoni Khel Area (Approved)	0.408	—	0.408	—	—	—
38.	Ground Water Investigation for the dev. of lands in Khoidad Khel area (6 Testwells) (Approved).	3.700	—	0.245	1.200	—	—
Total (F.R. Kurram)				..	3.248	1.600	—
North Waziristan Agency							
39.	Improvement to Stara viala in Spinwam Tehsil (Approved).	2.095	1.976	0.211	—	—	—
40.	Construction of Tabbi Irr. Scheme in Ghulam Khan Tehsil (Approved).	2.273	1.202	0.571	0.500	—	—
41.	Improvement to Spulga irrigation scheme (App.)	2.765	1.201	1.000	0.555	—	—
42.	Improvement to Musaki vozi Khel Stara viala irrigation channel in Dosali Tehsil (Approved).	1.457	0.808	0.649	—	—	—
43.	Improvement to Palongzai irrigation channel (Approved)	1.953	0.800	1.153	—	—	—
44.	Improvement to Zargar Khel Irr. channel in Dosali Tehsil (Approved).	1.071	0.302	0.300	0.469	—	—
45.	Construction of Mustakai Raghzai irr. channel in Datta Khel Tehsil (Approved).	1.275	—	0.600	0.675	—	—
46.	Improvement to Mandi Khel viala in Spinwam Tehsil (Approved).	1.379	—	0.900	0.479	—	—
47.	Improvement to Sirat Khan viala in Titi Meda Khel area in Spinwam Tehsil (Approved).	3.197	—	1.469	1.000	—	—
48.	Construction of Jaliar irrigation scheme in Mir Ali Tehsil (Approved).	1.400	—	0.700	0.700	—	—
49.	Construction of Navai irrigation scheme in Bobaly at Tori Khel Miranshah Tehsil (App.).	1.193	—	0.600	0.591	—	—
50.	Improvement to Nawana irrigation Scheme in Mir Ali Tehsil (Approved).	1.290	—	0.400	0.890	—	—
51.	Improvement to Bichi Kas Kai Irrigation channel in Mir Ali Tehsil (Approved).	1.794	—	0.250	1.542	—	—
52.	Improvement to Boya Irrigation channel in Datta Khel Tehsil (Approved).	2.660	—	1.300	1.359	—	—
53.	Improvement to Lower Zarakai viala in Mir Ali Tehsil (Approved).	1.788	—	1.150	0.635	—	—
54.	Improvement to Malavay Pal Irrigation channel in Datta Kheil Tehsil (Approved).	1.565	—	0.800	0.764	—	—

(Million Rupees)

Sl. No.	Name, Location and Status of the Scheme	Total Cost (F.E.C.)	Estimated Expenditure up to June, 1984	Revised Estimates for 1984-85	Allocation for 1985-86			
					Total ADP	Foreign Exchange Component		
						Own Resources	Foreign Aid	
1	2	3	4	5	6	7	8	
55.	Improvement to Tall irrigation channel in Miranshah Tehsil (Approved).	1.555	—	0.867	0.688	—	—	
56.	Improvement to Raghzai Mandi Khel irrigation channel in Dosali Tehsil (Approved).	1.050	—	0.400	0.646	—	—	
57.	Sinking & Installation of 5 tubewells and conversion of 2 existing testwells into tubewells in North in Dandai Plain (Approved).	3.626	1.053	1.400	1.173	—	—	
58.	Ground Water Investigation for the dev. of lands in Manzar Khel and Shewa Plains (12 Testwells) (Approved).	4.596	0.200	0.900	1.200	—	—	
59.	Ground Water Investigation for the dev. of lands in Palosin area (10 tubewells) (Approved).	3.855	0.707	0.600	1.000	—	—	
60.	Sinking & Installation of 15 tubewells and conversion of one existing testwell into tubewells in Dandai Plain Miranshah (Approved).	9.300	—	0.300	1.000	—	—	
Total (North Waziristan Agency)					16.520	15.866	—	—
F.R. Bannu								
61.	Improvement to Zarwam irrigation channel (Approved).	1.546	—	0.700	0.846	—	—	
62.	Colam viala Irrigation Scheme (Approved).	0.983	—	0.600	0.380	—	—	
63.	Ground Water Investigation for dev. of lands in Daryoba Plain (4 testwells)	2.319	2.306	0.200	0.450	—	—	
	(O) Approved (R) Unapproved	2.956						
64.	Sinking & Installation of 5 tubewells along Senn-Tangi Jani Khel road, F.R. Bannu (Approved).	3.681	—	1.500	1.000	—	—	
Total (F.R. Bannu)					3.000	2.676	—	—
South Waziristan Agency								
65.	Improvement to existing Irrigation system on right and left sides of spin Kamar Algad Razmak Tehsil (Approved).	2.454	2.297	0.157	—	—	—	
66.	Improvement to existing Galdawi Sam Mukhi Khel Wazirgai Irrigation channel in Ledha Tehsil (Approved).	1.415	1.117	0.216	—	—	—	
67.	Improvement to Mashhi Khel and Raghzai Irrigation in Tirza Tehsil (Approved).	1.043	0.694	0.394	—	—	—	
68.	Improvement to existing Irrigation system in Tangi area Tirza Tehsil (Approved).	1.406	1.000	0.406	—	—	—	
59.	Panj Goona Irrigation Scheme in Birmal Tehsil (Approved).	3.384	0.885	1.099	0.800	—	—	
70.	Improvement to Murghi Katch Irrigation channel in Sararogha (Approved).	1.479	1.000	0.479	—	—	—	
71.	Construction of Nano Irrigation channel in Sarwaki Tehsil. (App.).	1.231	1.076	0.205	—	—	—	

(Million Rupees)

Sl. No.	Name, Location and Status of the Scheme	Total Cost (F.E.C.)	Estimated Expenditure up to June, 1984	Revised Estimates for 1984-85	Allocation for 1985-86		
					Total ADP	Foreign Exchange Component	
						Own Resources	Foreign Aid
1	2	3	4	5	6	7	8
72.	Flood Irrigation scheme in Barwand Plain in Sarwaki Tehsil. (App.).	2.664	1.800	0.864	—	—	—
73.	Improvement to Sher Chashai Irrigation channel in Dhana area of Wana Tehsil. (App.).	1.761	—	0.400	0.499	—	/
74.	Improvement to existing Upper Sarwaik Irrigation channel in Ladha Tehsil. (App.).	0.798	—	0.598	0.200	—	—
75.	Improvement to existing Irrigation channel in Ghua Khowa area of Wana Tehsil. (App.).	0.750	—	0.750	—	—	—
76.	Improvement to existing Balanja Irrigation scheme in Ladha Tehsil. (App.).	1.265	—	0.400	0.514	—	—
77.	Improvement to Saleemah Irrigation scheme in Dhana area. (App.).	1.213	—	0.400	0.600	—	—
78.	Improvement to existing irrigation channel near Wana Camp. (App.).	1.972	—	1.572	0.399	—	—
79.	Improvement to existing Irrigation system in Siplatoi of Sarwaki Tehsil. (App.).	3.106	—	1.000	0.700	—	—
80.	Improvement to existing Irrigation channel in Shahoor area of Sarwaki Tehsil. (App.).	4.107	—	3.300	0.807	—	—
81.	Improvement to existing Mishta Irrigation channels in Kanigurram Area. (App.).	1.140	—	0.300	0.700	—	—
82.	Improvement to existing Irrigation system in Khoni Sind Shinwarsak Area. (App.).	1.309	—	1.309	—	—	—
83.	Improvement to existing Irrigation system for uncovered area of Tatai in Wana Tehsil. (App.).	4.189	—	0.300	0.500	—	—
84.	Improvement to existing Kaza Katch Irrigation channel in Sararogha Tehsil. (App.).	0.945	—	0.945	—	—	—
85.	Improvement to existing Dam Kachkai Irrigation scheme near Sararogha. (App.).	1.068	—	0.300	0.768	—	—
86.	Improvement to existing irrigation system on right and left sides of Trikh Kunar Algad Kanigurram area. (App.).	1.922	—	0.600	1.321	—	—
87.	Improvement to existing Miamia Khel Irrigation channel in Murdar Algad. (App.).	1.852	—	0.400	1.000	—	—
88.	Improvement to Ghurlama Irrigation scheme Kotkai. (App.).	2.051	—	0.400	0.300	—	—
89.	Improvement to Kabalai and Katchkai Irrigation channel of left side of Wana Toi. (App.).	0.584	—	0.484	0.100	—	—
90.	Ground Water Investigation for development of Lands in Uncovered area of Wana Plain (10 Testwells). (App.).	4.050	1.699	1.350	0.801	—	—
91.	Ground Water Investigation for development of Lands in Makin Maidan Landi Raghzai and Shahkai Plain (7 Testwells). (App.).	2.735	1.000	0.500	1.035	—	—
92.	Sinking and Installation of 5 tubewells in Wanan Plain. (App.).	2.700	—	0.500	1.000	—	—

(Million Rupees)

Sl. No.	Name, Location and Status of the Scheme	Total Cost (F.E.C.)	Estimated Expenditure up to June, 1984	Revised Estimates for 1984-85	Allocation for 1985-86			
					Total ADP	Foreign Exchange Component		
						Own Resources	Foreign Aid	
1	2	3	4	5	6	7	8	
93.	Conversion of 3 existing testwells into tubewells in S.W. Agency. (App.).	0.900	—	0.500	0.400	—	—	
94.	Ground Water Investigation for development lands in Spin Plain (10 Testwells). (App.).	3.758	—	1.054	1.350	—	—	
95.	Ground Water Investigation for development of lands in Zerminlan Plain (25 Testwells) (App.).	9.874	—	1.089	3.500	—	—	
Total (South Waziristan Agency)				..	22.271	17.294	—	—
F. R. D.I. Khan								
96.	Improvement to Injar Wam Irrigation channel in Sherani area. (App.).	1.667	—	1.667	—	—	—	
97.	Improvement to Landi Matwar Irrigation scheme in Sherani area. (App.).	1.312	—	0.300	0.800	—	—	
98.	Improvement to existing Kankar Wam Irrigation scheme in Sherani. (App.).	1.088	—	0.300	0.788	—	—	
99.	Improvement to Spara Wam Irrigation channel. (App.).	1.096	—	0.500	0.585	—	—	
100.	Improvement to existing Irrigation channel or R/L sides of Khaisora Algad Jandola. (App.).	2.925	—	2.000	0.925	—	—	
101.	Ground Water Investigation for development of Lands in Gabbar area (3 Testwells). (App.).	1.141	—	0.600	0.541	—	—	
102.	Ground Water Investigation for development of land in sherani area (tewells). (App.).	1.669	—	0.400	0.969	—	—	
Total (F.R. D.I. Khan)				..	5.767	4.608	—	—
Common to all Agencies								
103.	Survey and Investigation of Small surface Irrigation scheme. (App.).	5.524	—	1.300	1.400	—	—	
104.	Purchase of Vehicles for Project Divisions during 84-85. (App.).	2.299	—	2.299	—	—	—	
105.	Procurement of tools and plants for surface irrigation schemes in FATA. (App.).	0.775	—	0.775	—	—	—	
106.	Geohydrological Survey in prospective Plains of FATA. (App.).	4.836	0.897	1.320	1.500	—	—	
107.	Purchase of T & P for Ground Water schemes in FATA. (App.).	4.018	2.700	0.600	0.718	—	—	
108.	Purchase of Adio-visual and Office equipment. (App.).	0.335	—	0.335	—	—	—	
109.	Procurement of Rigs and Ancillary equipment. (O) (App.).	33.240	—	4.000	8.531	—	—	
	(R) (Un-app.).	63.015 (48.484)						
Total (Common to all Agencies)				..	10.629	12.149	—	—
Total (On-going Schemes)				..	89.340	73.567	—	—

(Million Rupees)

Sl. No.	Name, Location and Status of the Scheme	Total Cost (F.E.C.)	Estimated Expenditure up to June, 1984	Revised Estimates for 1984-85	Allocation for 1985-86		
					Total ADP	Foreign Exchange Component	
						Own Resources	Foreign Aid
1	2	3	4	5	6	7	8
<i>(New Schemes)</i>							
Bajaur Agency							
110.	Improvement to Bori Kao Irrigation scheme in Bajaur Agency. (App.)	0.940	—	—	0.940	—	—
111.	Improvement to Dagai Khan irrigation channel Khar area. (Un-app.)	1.622	—	—	0.700	—	—
112.	Improvement to Gul-Bela irrigation channel Salazai area. (Un-app.)	1.923	—	—	0.700	—	—
Total (Bajaur Agency)				..	—	2.340	—
Khyber Agency							
113.	Improvement to Branch Minor "E" B.R.C. (App.)	2.103	—	—	0.600	—	—
114.	Rehabilitation and Reconditioning of B.R.C. (Un-app.)	7.155	—	—	0.500	—	—
115.	Improvement to Feeder channel of Minor "D" B.R.C. (Un-app.)	1.500	—	—	0.758	—	—
Total (Khyber Agency)				..	—	1.858	—
Orakzai Agency							
116.	Gada Irrigation scheme. (Un-app.)	4.990	—	—	0.600	—	—
117.	Star Roaz Irrigation scheme at Mandi Khel. (App.)	0.731	—	—	0.300	—	—
118.	Improvement to Hakimullah viala in Sultanzai area. (App.)	2.005	—	—	0.350	—	—
119.	Nanoki left irrigation scheme Mani Khel. (Un-app.)	1.970	—	—	0.100	—	—
120.	Improvement to Kasa Tari viala in Rabia Khel. (Un-app.)	2.304	—	—	0.600	—	—
121.	Improvement to Kandi Mishti irrigation scheme. (Un-app.)	2.526	—	—	0.400	—	—
122.	Improvement to extension of Zariandar and Ibrahimzai channel. (Un-app.)	1.700	—	—	0.700	—	—
Total (Orakzai Agency)				..	—	3.050	—
Kurram Agency							
123.	Improvement to Gosara viala on left side of Kurram River. (Un-app.)	1.600	—	—	0.600	—	—
124.	Improvement to Dangila viala Kirman area. (Un-app.)	1.886	—	—	0.600	—	—
125.	Improvement to Ahmedzai viala. (Un-app.)	1.459	—	—	0.400	—	—
166.	Improvement of Gedara viala. (Approved)	0.690	—	—	0.690	—	—
127.	Improvement to Sheikh Badin viala for land of Yousaf Khel. (Un-approved)	2.169	—	—	0.300	—	—

(Million Rupees)

Sl. No.	Name, Location and Status of the Scheme	Total Cost (F.E.C)	Estimated Expenditure up to June, 1984	Revised Estimates for 1984-85	Allocation for 1985-86		
					Total ADP ^a	Foreign Exchange Component	
						Own Resources	Foreign Aid
1	2	3	4	5	6	7	8
128.	Improvement to Dehravez viala in left bank of Kurram River. (Un-approved).	3.500	—	—	0.200	—	—
129.	Improvement to Mandi viala on left side of Kurram River. (Un-approved).	1.700	—	—	0.300	—	—
130.	Improvement to Badshah Kot viala in Lower Kurram. (Un-approved).	3.000	—	—	0.200	—	—
131.	Improvement to Shashu viala for the land of Durmani Warsak and Shishu village. (Un-approved).	2.200	—	—	0.200	—	—
132.	Ground Water and development of lands between Mali Kiai Ghingak Parachinar Plains Kurram Agency. (Approved).	2.265	—	—	0.500	—	—
Total (Kurram Agency) ..					—	3.990	—
FR. Kurram							
133.	Improvement to Qurath viala in Khoidad Khel area. (Un-approved).	1.373	—	—	1.000	—	—
134.	Improvement to Chinarai viala. (Un-approved).	1.800	—	—	0.279	—	—
Total(FR. Kurram) ..					—	1.279	—
North Waziristan Agency							
135.	Rehabilitation of Amin Khan viala in Dosali Tehsil. (Un-approved).	1.847	—	—	0.300	—	—
136.	Improvement to Salarai Jawar viala. (Un-approved).	0.670	—	—	0.200	—	—
137.	Improvement to Thora Novy viala in Miranshah Tehsil. (Un-approved).	2.776	—	—	0.200	—	—
138.	Improvement to Ghazlamai viala in Datta Khel. (Un-approved).	2.446	—	—	0.200	—	—
139.	Improvement to Lower Spulmai viala near in Datta Tehsil. (Un-approved).	1.793	—	—	0.580	—	—
140.	Improvement to Lashtai viala in Miranshah Tehsil (Un-approved).	2.634	—	—	0.200	—	—
141.	Improvement to Hindi Khel Irrigation channel Mir Ali Tehsil. (Un-approved).	3.500	—	—	0.300	—	—
142.	Kand Irrigation scheme in Haider Khel area Mir Ali Tehsil. (Un-approved).	2.700	—	—	0.200	—	—
143.	Improvement to Kharseen irrigation channel in Razmak Tehsil. (Un-approved).	1.500	—	—	0.300	—	—
144.	Improvement to Copara irrigation scheme. (Approved).	3.076	—	—	0.300	—	—
145.	Improvement to Shamir Springs irrigation schemes in Mir Ali Tehsil. (Approved).	0.840	—	—	0.400	—	—
146.	Improvement to Sovidai irrigation scheme in Datta Khel Tehsil. (Un-approved).	3.265	—	—	0.300	—	—

(Million Rupees)

Sl. No.	Name, Location and Status of the Scheme	Total Cost (F.E.C.)	Estimated Expenditure up to June, 1984	Revised Estimates for 1984-85	Allocation for 1985-86		
					Total ADP	Foreign Exchange Component	
						Own Resources	Foreign Aid
1	2	3	4	5	6	7	8
147.	Improvement to Springs Water for irrigation in Razmak Tehsil. (Un-approved).	1.451	—	—	0.300	—	—
148.	Ground Water Investigation for the dev. of lands in Kamsarubai (3 Testwells.) (Un-approved)	1.500	—	—	0.300	—	—
Total (North Waziristan Agency).				—	4.080	—	—
F. R. Bannu							
149.	Improvement to Injar and Kaskai irrigation channel. (Un-approved).	2.080	—	—	0.200	—	—
150.	Ground Water Investigation for dev. of lands in Baka Khel area (3 Testwells). (Un-approved).	0.950	—	—	0.750	—	—
Total (F. R. Bannu)				—	0.950	—	—
South Waziristan Agency							
151.	Improvement to existing irrigation system in Sholam area, Birmal Tehsil. (Un-approved).	2.070	—	—	0.300	—	—
152.	Improvement to existing irrigation system for uncovered lands in Tangi area, Tiarza Tehsil. (Un-approved).	1.600	—	—	0.300	—	—
153.	Improvement to existing Basa Kach irrigation system on right and left sides of Shaktoi Algad. (Un-approved).	3.000	—	—	0.300	—	—
154.	Improvement to Chaga and Dand channels on right and left bank of Bader Algad. (Un-approved).	3.830	—	—	0.300	—	—
155.	Improvement to existing Noi Kach irrigation scheme in Kotkai area. (Approved).	0.824	—	—	0.824	—	—
156.	Improvement to irrigation channel for Michi Khel at Kandai Wam in Tiarza Tehsil. (Un-approved).	2.000	—	—	0.300	—	—
157.	Improvement to Special Katch and Babu Kach irrigation channel in Sarwakai Tehsil. (Un-approved).	1.400	—	—	0.300	—	—
158.	Improvement to existing Wam Sharkai Kach Akey Khel irrigation scheme in Sararogha Tehsil S. W. Agency. (Approved).	1.167	—	—	0.500	—	—
159.	Improvement to existing Bara Kach Ziarat Kach and Madani Kotkai area in Sararogha Tehsil. (Un-approved).	1.007	—	—	0.300	—	—
160.	Improvement to Ahmad Wam Irrigation scheme in Sararogha Tehsil. (Approved).	2.073	—	—	0.300	—	—
Total (South Waziristan Agency)				—	3.724	—	—
F. R. D. I. Khan							
161.	Improvement to Serwam irrigation scheme Slarai area. (Un-Approved).	0.800	—	—	0.300	—	—
162.	Improvement to irrigation channel of Shinwam in Sherani area. (Un-approved).	0.610	—	—	0.300	—	—

(Million Rupees)

Sl. No.	Name, Location and Status of the Scheme	Total Cost (F.E.C.)	Estimated Expenditure up to June, 1984	Revised Estimates for 1984-85	Allocation for 1985-86		
					Total ADP	Foreign Exchange Component	
						Own Resources	Foreign Aid
1	2	3	4	5	6	7	8
163.	Improvement to Malazai irrigation scheme near Darazinda in Sherani area. (Approved).	1.204	—	—	0.500	—	—
164.	Go Go Wam irrigation scheme (Establishment charges. (Approved).	2.278	—	—	0.060	—	—
Total (F. R. D. I. Khan)				—	1.160	—	—
Common to all Agencies							
165.	Monitoring of completed tubewells (Un-approved)	4.800	—	—	0.800	—	—
166.	Purchase of vehicles for Project Division during 1985-86. (Un-approved).	2.500	—	—	2.500	—	—
167.	Purchase of Cement. (Un-approved)..	4.434	—	—	0.800	—	—
Total(Common to All Agencies) ..				—	4.100	—	—
Total (New Schemes) ..				—	26.531	—	—
Total (Water) ..				89.340	100.098	—	—
INDUSTRY							
<i>(On-going Schemes)</i>							
Bajaur Agency							
168.	Oil expelling & Refining plant. (Appd.) ..	19.720	14.468	4.020	1.232	—	—
North Waziristan Agency							
169.	Plantation of Poplar Trees. (Appd.) ..	2.053	2.135	0.225	—	—	—
Common to all Agencies							
170.	Survey and Investigation for new Industrial units. (Approved).	0.800	0.648	0.252	0.111	—	—
Total (On-going) ..				4.497	1.343	—	—
<i>(New Schemes)</i>							
171.	Purchase of vehicles for Industries. (Un-App.).	2.500	—	—	2.500	—	—
172.	Survey Investigation for new Industrial Project. (Un-approved).	2.500	—	—	0.389	—	—
Total (New Schemes) ..				—	2.889	—	—
Total (Industries) ..				4.497	4.232	—	—
MINERALS							
<i>(On-going Schemes)</i>							
Kurram Agency							
173.	Exploration of Soap Stone in Daradar (Revised Un-approved)	(O) 2.500 (R) 9.292	5.289	0.060	0.600	—	—

(Million Rupees)

Sl. No.	Name, Location and Status of the Scheme	Total Cost (F.E.C.)	Estimated Expenditure up to June, 1984	Revised Estimates for 1984-85	Allocation for 1985-86		
					Total ADP	Foreign Exchange Component	
						Own Resources	Foreign Aid
1	2	3	4	5	6	7	8
North Waziristan Agency							
174.	Exploratory Diamond core Drilling for Copper at Boya. (Approved).	4.985	2.956	2.029	—	—	—
Common to all Agencies							
175.	Detailed investigation and Exploitation in prospective plains of FATA. (Approved).	12.690 (2.190)	10.318	2.220	0.152	—	—
Total(On-going)				..	4.309	0.212	—
<i>(New Schemes)</i>							
Mohmand Agency							
176.	Beneficiation studies of salica sand in Mohmand Agency. (Un-approved).	0.300	—	—	0.150	—	—
Khyber Agency							
177.	Exploitation of Limestone in Dara Adam Khel, Khyber Agency. (Un-approved).	5.100	—	—	0.800	—	—
Orakzai Agency							
178.	Exploration Prospection of Scal.(Un-App.) ..	20.000	—	—	0.500	—	—
F.R. D.I. Khan							
179.	Prospection of Bentonite in FR. D.I. Khan. (Un-approved).	3.000	—	—	1.500	—	—
Common to all Agencies							
180.	Preparation of base Geological map of 10,000 Sq. Km. in FATA. (Un-Appd.).	9.850	—	—	1.200	—	—
181.	Evaluation of Metallic mineral Deposits in FATA. (Un-Approved).	9.900	—	—	1.000	—	—
Total(Common to all Agencies)					—	2.200	—
Total(New Schemes)					..	5.150	—
Total(Minerals)					..	3.309	5.362

PHYSICAL PLANNING & HOUSING*(On-going Schemes)***CONSTRUCTION OF ACCOMMODATION**


Head quarters							
182.	Construction of Residential Accommodation for employees. (Approved).	18.500	3.918	6.207	6.000	—	—
183.	Extension of Sui Gas in the Head Office of FATA DC. (Approved).	0.321	0.300	0.053	—	—	—
184.	Addition/Alteration in Head Office FATA DC. (Approved).	0.942	—	0.642	0.300	—	—
185.	Ext/ Replacement of Internal Wiring in Head Office. (Approved).	0.157	—	0.157	—	—	—
Total (Head quarters)					..	7.059	6.300

(Million Rupees)

Sl. No.	Name, Location and Status of the Scheme	Total Cost (F.E.C.)	Estimated Expenditure up to June, 1984	Revised Estimates for 1984-85	Allocation for 1985-86		
					Total ADP	Foreign Exchange Component	
						Own Resources	Foreign Aid
1	2	3	4	5	6	7	8
Bajaur Agency							
186.	Construction of Residential Accommodation at Bajaur (Approved).	2.711	0.792	1.919	0.311	—	—
Orakzai Agency							
187.	Construction of office/Residential Accommodation for Orakzai Sub Division at Kalaya. (App.)	2.727	—	1.168	1.000	—	—
Kurram Agency							
188.	Improvement to Residential & Non/Residential accommodation at Parachinar (Approved).	0.350	—	0.350	—	—	—
189.	Construction of Residential & Non-Residential accommodation for Sub-Division at Sadda. (Approved).	2.469	—	1.000	1.000	—	—
Total (K.P.D.) ..				1.350	1.000	—	—
North Waziristan Agency							
190.	Accommodation for Geological Staff at Boya. (Approved).	2.508	0.638	0.800	0.300	—	—
South Waziristan Agency							
191.	Construction of Residential & Non-Residential Accommodation for Staff S.W.P. Division. (Approved).	3.961	1.000	1.400	1.200	—	—
Total (On-going) ..				13.696	10.111	—	—
<i>(New Schemes)</i>							
CONSTRUCTION OF ACCOMMODATION							
Bajaur Agency							
192.	Extension of existing office building and Godown. (Un-approved).	0.900	—	—	0.400	—	—
Head quarter							
193.	Dismantling of temporary sheds and Construction of Garage/Double Story offices.	0.900	—	—	0.500	—	—
194.	Construction of Godown for cement and T & P. (Un-approved).	2.000	—	—	0.500	—	—
Total (Head quarter) ..				—	1.000	—	—
North Waziristan Agency							
195.	Extension of office building N.W.P. Division (Approved).	0.196	—	—	0.196	—	—
196.	Extension of residential accommodation for staff N.W.F.P.	1.100	—	—	0.304	—	—
Total (North Waziristan Agency) ...				—	0.500	—	—
Total (New Schemes) ..				—	1.900	—	—
Total (Construction and Accommodation)—				13.696	12.011	—	—


(Million Rupees)

Sl. No.	Name, Location and Status of the Scheme	Total Cost (F.E.C.)	Estimated Expenditure up to June, 1984	Revised Estimates for 1984-85	Allocation for 1985-86		
					Total ADP	Foreign Exchange Component	
						Own Resources	Foreign Aid
1	2	3	4	5	6	7	8
DRINKING WATER							
North Waziristan Agency							
197.	Water Supply scheme from tubewell No. 10 Razmak to surrounding village. (Approved).	0.750	0.797	0.158	—	—	—
<i>New Schemes</i>							
Mohmand Agency							
198.	Drinking Water Supply scheme from testwell No. 3, Safi Plain. (Un-appd.).	0.800	—	—	0.200	—	—
F. R. Kohat							
199.	Drinking Water Supply scheme from tubewell No. 3 at Gadia Khel. (Un-appd.).	1.700	—	—	0.200	—	—
North Waziristan Agency							
200.	Drinking Water Supply scheme from testwell No. 3 at Shewa. (Un-appd.).	1.200	—	—	0.200	—	—
201.	Drinking Water Supply schemes from testwell at Sarobi. (Un-approved).	0.500	—	—	0.200	—	—
Total (North Waziristan Agency) ..					—	0.400	—
South Waziristan Agency							
202.	Drinking Water Supply scheme from testwell No. 8, Mal Khel Raghzai. (Un-approved).	2.500	—	—	0.200	—	—
Total—(New Schemes) ..					—	1.000	—
Total (Drinking water)					0.158	1.000	—
Total (Physical Planning & Housing).					13.854	13.011	—
Total—FATA/DC ..					112.000	122.703	—



PART—II
SEMI-PUBLIC SECTOR INVESTMENT
PROGRAMME (OUTSIDE ADP) 1985-86

(349-350)



SEMI-PUBLIC SECTOR INVESTMENT PROGRAMME 1985-86

(Million Rupees)

Sl. No.	Sector/Agency	Total Allocation	Bank credit/ NDFC	Self Financing	Foreign Aid/ Equity
1	2	3	4	5	6
FEDERAL					
I.	AGRICULTURE	108.000	40.000	60.000	8.000
1.	NLC	40.000	—	40.000	—
2.	Commerce Division	68.000	40.000	20.000	8.000
II.	POWER	2023.000	500.000	723.000	800.000
3.	KESC	2023.000	500.000	723.000	800.000
III.	FUELS	2871.000	1140.000	796.000	935.000
4.	NRL	134.000	80.000	—	54.000
5.	SGTC	280.000	—	130.000	150.000
6.	SNGPL	1000.000	550.000	200.000	250.000
7.	IGC ..	20.000	—	20.000	—
8.	KGC	56.000	10.000	46.000	—
9.	DG (Gas)	131.000	—	—	131.000
10.	DGO	400.000	—	400.000	—
11.	OGDC	410.000	410.000	—	—
12.	Off-Shore Drilling	440.000	90.000	—	350.000
IV.	INDUSTRY	1256.000	80.000	710.000	466.000
13.	Public Sector Corp	230.000	80.000	150.000	—
14.	FCCCL	43.000	—	40.000	3.000
15.	PACO	330.000	—	240.000	90.000
16.	NFC ..	280.000	—	280.000	—
17.	NDFC	373.000	—	—	373.000
V.	MINERALS	23.000	—	23.000	—
18.	PMDC	23.000	—	23.000	—
VI.	TRANSPORT AND COMMUNICATIONS	4557.000	150.000	2337.000	2070.000
19.	NLC ..	327.000	—	327.000	—
20.	PIAC	2920.000	—	880.000	2040.000
21.	KPT	393.000	—	380.000	13.000
22.	PNSC	400.000	—	400.000	—
23.	CAA	517.000	150.000	350.000	17.000
VII.	PHYSICAL PLANNING AND HOUSING	45.000	—	45.000	—
24.	NLC	10.000	—	10.000	—
25.	MDA	15.000	—	15.000	—
26.	PTDC	20.000	—	20.000	—
Total (Federal)		10883.000	1910.000	4694.000	4279.000

(Million Rupees)

Sl. No.	Sector/Agency	Total Allocation	Bank Credit/ NDFC	Self Financing	Foreign Aid/ Equity
1	2	3	4	5	6
PROVINCIAL					
(i) Punjab	560.000	160.000	400.000	—
(ii) Sind	690.000	—	690.000	—
(iii) NWFP	220.000	40.000	180.000	—
(iv) Baluchistan	120.000	—	120.000	—
	Total (Provincial) ..	1590.000	200.000	1390.000	—
	Total (OUTSIDE ADP) ..	12473.000	2110.000	6084.000	4279.000

PHYSICAL TARGETS

(353-354)

KEY PHYSICAL TARGETS

Sector	Unit	1984-85	1985-86
1	2	3	4
AGRICULTURE			
1. Fertilizer	000-Nut. Tones	1253	1353
2. Improved Seed	000-Tonnes.	114.5	133.1
3. Agricultural Credit	Million Rupees.	10,272	12,700
4. Mechanisation (Addl. Tractors)	000-Nos.	37.7	42.0
5. Storage (Additional)	Million Tonnes.	0.29	0.42
(a) Rice Storage	"	(0.14)	(0.16)
(b) Cotton Storage	"	(0.05)	(0.06)
(c) Wheat Storage	"	(0.10)	(0.20)
WATER			
1. Area Protected	Million Acres	0.5	0.7
2. Disaster Area Protected	"	0.3	0.3
3. FGW Tubewells	Nos.	169	430
4. SGW Tubewells	"	44	281
5. Surface Drains	Mils.	428	389
6. Tile Drains	"	275	1390
ENERGY			
I-WAPDA			
1. Installed capacity (Additions)	M.W.	385	610
2. No. of Consumers (Additions)	000	310	410
3. Village Electrification (Additions)	Nos.	2900	3000*
II-KESC			
No. of Consumers (Additions)	000	45.48	50.54
III-FUELS			
1. No. of Wells			
(a) Exploratory	Nos.	17.5	22
(b) Appraisal and Development	Nos.	35	71
TRANSPORT AND COMMUNICATIONS :			
1. Telephones	Nos.	55,000	80,000
2. PCOs.	"	210	300
3. Post Offices	"	200	300
4. Roads :			
(a) New Construction	Kms.	350	380
(b) Improvement	"	611	781

*Includes 2500 Villages to be electrified by WAPDA.

Sector	Unit	1984-85	1985-86
1	2	3	4
PHYSICAL PLANNING AND HOUSING			
1. Development of Plots (Federal)	Nos.	1000	1500
2. Development of Plots (Provincial)	"	75,000	100,000
3. Government Servant Housing (Federal)	"	1000	1000
4. Government Servant Housing (Provincial)	"	1500	1500
5. Urban Water Supply (Additional Pop. to be served)	Million.	1.27	3.00
6. Urban Sewerage (Additional Pop. to be served)	"	1.00	1.00
7. Rural Water Supply (Additional Pop. to be served)	"	0.75	2.00
8. Rural Sewerage (Additional Populatisn to be served)	"	0.28	0.50
9. Improvement of Katchi Abadis	Million Nos.	0.200	0.400
EDUCATION			
A. Primary Education:			
1. Opening of Mosque Schools	Nos.	2554	3000
2. Opening of Primary Schools	"	1975	2200
3. Consolidation and Improvement of Primary Schools	"	2937	3500
4. Addt. Enrolment at Primary level	000	400	450
B. Secondary Education			
5. Upgradation of:			
(i) Primary Schools	Nos.	402	500
(ii) Middle Schools	"	178	250
6. Establishment of New High Schools	"	25	30
7. Consolidation and Improvement of Secondary Schools	"	804	850
8. Additional Enrolment in Classes			
(i) VI—VIII	000	61	69
(ii) IX-X	000	19	21
Total VI—X	000	80	90
HEALTH			
1. Rural Health Programme :			
(a) BHUs	Nos.	7	56
(b) RHCs	"	7	10
(c) Doctors Residences at BHUs	"	25	177
(d) Hospital Beds	"	290	900
Provincial			
1. Rural Health Programme :			
(a) BHUs	Nos.	402	300
(b) RHCs	"	76	30
(c) Doctor's Residences in RHCs	"	133	760
(d) Upgradation of Dispensaries/ Sub-centres/MCH Centres in BHUs	"	7	500

Sector							Unit	1984-85	1985-86
1							2	3	4
2. Health Manpower									
(a) Doctors Nos.	4000	4200	
(b) Dentists "	120	120	
(c) Nurses "	900	1000	
(d) Paramedics "	4500	5000	
3. Accelerated Health Programme									
(a) TBAs Nos.	12000	6000*	
(b) ORS Million	9.0	10.0	
(c) Immunizations (Children) "	9.0	3.5	
4. Rehabilitation of Disabled Rural Development							.. Nos.	6700	8000
5. Farm to Market Road							.. K.M.	—	2500
POPULATION WELFARE PROGRAMME									
I. Service Outlets									
1. Family Welfare Centres Number	1150	1208	
2. Reproductive Health Outlets "			
(i) A. Centres "	26	29	
(ii) B. Centres "	80	95	
(iii) Extension teams "	10	10	
3. District Distribution Points "	2200	2200	
4. Line Department's Outlets "	1500	1500	
5. Hakeems "	1400	1638	
6. Hakeem Districts "	24	30	
II. Training Institutions									
(i) Population Welfare Training Institutes "	3	3	
(ii) Regional Training Institutes "	12	12	
III. Contraceptive Delivery									
1. Condoms (Units) Million	106.50	146.23	
2. Oral Pills (Cycles) "	1.50	2.84	
3. IUDs (Cases) "	0.24	0.26	
4. Injectables (Vials) "	0.21	1.10	
5. Foam (No. of bottles) "	0.17	0.15	

*The target for 1985-86 is lower because by the end of 1984-85 a total of 33,000 villages shall already have the services of TBAs.