

28



FEDERAL GOVERNMENT

PUBLIC SECTOR DEVELOPMENT

PROGRAMME 1983-84

GOVERNMENT OF PAKISTAN

PLANNING COMMISSION

JUNE, 1983

CONTENTS

PART I.—ANNUAL DEVELOPMENT PROGRAMME, 1983-84

(i) Financial Allocations		PAGEs
A. SUMMARY TABLES :		
(i) Provisions by Development Sectors		VII
(ii) Broad Details by Development Sectors		VIII
(iii) Allocation by Administrative Ministries/Divisions		XIII
(iv) Broad Details by Administrative Ministries/Divisions		XV
B. PRODUCTION SECTORS PROGRAMMES :		
1. Agriculture		3
2. Subsidy on Fertilizer		17
3. Industry		21
4. Minerals		27
C. INFRASTRUCTURE SECTORS PROGRAMMES :		
5. Water		35
6. Power		43
7. Fuels		49
8. Transport and Communications		55
9. Physical Planning and Housing		75
10. Mass Media		95
11. Rural Development		101
12. Science and Technology		105
D. SOCIAL DEVELOPMENT SECTORS AND HUMAN RESOURCES PROGRAMMES :		
13. Education and Manpower		123
14. Health and Nutrition		149
15. Culture and Sports		157
16. Special Development Programme for Women		163
17. Population Welfare		179
18. Social Welfare		187
19. Earthquake Reconstruction Programme		193
E. PROGRAMME OF SPECIAL AREAS :		
1. Azad Kashmir		197
2. Northern Areas		219
3. Federally Administered Tribal Areas		223
4. Federally Administered Tribal Areas Development Corporation		267
F. PROGRAMME OF AUTONOMOUS BODIES AND COMMERCIAL DEPARTMENTS :		
1. Summary Table		273
2. Water and Power Development Authority (WAPDA)		275
3. Industrial and Mineral Development Corporations		283
4. Telegraph and Telephone Department		287
5. Pakistan Railways		299
6. Pakistan Broadcasting Corporation		305
7. Pakistan Television Corporation		309

List of Projects/Programmes not fully accommodated or excluded from ADP 1983-84 is given below :

	<u>(Million Rupees)</u>		
1. Livestock Division (Animal Husbandary & Fisheries)	+ 17
2. Chashma Right Bank Canal	+ 25
3. Drainage & Reclamation Programme	+ 75
4. Pakistan Institute of Tourism and Hotel Management	+ 10
5. Energy Plantation	1
6. Women's Division	+ 20
7. National Centre for Rural Development	+ 11
	Total	..	+ 159

2. Some of the programmes may have to be re-adjusted during the course of the year to accommodate these programmes.

**PART I—ANNUAL DEVELOPMENT PROGRAMME
1983-84**

(i) Financial Allocations

A. SUMMARY TABLES

(v-vi)

(ii) Physical Targets

1. Physical achievements upto 1982-83 and targets for 1983-84 for selected projects 313

PART II.—SEMI-PUBLIC SECTOR INVESTMENT PROGRAMME, 1983-84

(OUTSIDE ADP)

A.—SUMMARY TABLE	329
B.—SECTORAL PROGRAMME	333

ANNUAL DEVELOPMENT PROGRAMME 1983-84

(Provisions by Development Sectors)

(Million Rupees)

Sl. No.	Sector	Allocation for 1983-84	Foreign Exchange Component		
			Total	Own Resources	Foreign Aid
1	2	3	4	5	6
I. Federal ADP :					
A. PRODUCTION					
1.	Agriculture	619·513	270·838	2·000	268·838
2.	Subsidy on Fertilizer	1720·000	—	—	—
3.	Industry	2153·521	1334·596	333·330	1001·266
4.	Minerals	234·705	78·436	50·704	27·732
B. INFRASTRUCTURE					
5.	Water	2910·156	1099·168	62·952	1036·216
6.	Power	6049·890	3012·649	712·676	2299·973
7.	Fuels	2038·087	1229·190	810·190	419·000
8.	Transport and Communications	4637·305	1680·876	689·067	991·809
9.	Physical Planning and Housing	851·542	5·570	5·570	—
10.	Mass Media	158·196	26·670	26·670	—
11.	Rural Development	72·586	0·800	—	0·800
12.	Science and Technology	355·417	183·762	17·452	166·310
C. SOCIAL DEVELOPMENT AND HUMAN RESOURCES					
13.	Education and Manpower	956·283	296·757	85·554	211·203
14.	Health & Nutrition	794·507	413·608	154·719	258·889
15.	Culture and Sports	155·804	10·800	0·800	10·000
16.	Special Development Programme for Women	51·600	—	—	—
17.	Population Welfare	273·065	169·039	—	169·039
18.	Social Welfare	53·725	—	—	—
19.	Earthquake Reconstruction Programme	6·450	—	—	—
	Total (Gross)	24,092·352	9848·453*	2987·378*	6861·075
	Less—Shortfall	192·352	—	—	—
	Total (Net)—I	23,900·000	9848·453	2987·378	6861·075
II. Special Development Plan for Baluchistan and Tribal Areas of NWFP.					
	222·000	—	—	—
	(i) Baluchistan	172·000	—	—	—
	(ii) FATA	50·000	—	—	—
	Total—(I + II)	24,122·000	9848·453	2987·378	6861·075

*Includes Rs. 35.694 million for Special areas for which sectoral break-up is not available.

ANNUAL DEVELOPMENT PROGRAMME 1983-84

(Broad Details by Sectors)

(Million Rupees)

Sl. No.	Sector/Agency	Allocation for 1983-84	Foreign Exchange Component		
			Total	Own Resources	Foreign Aid
1	2	3	4	5	6
1. AGRICULTURE :					
	(a) Food and Agri. Division	297.796	225.671	0.100	225.571
	(b) Planning and Development Division	88.278	9.775	—	9.775
	(c) Livestock Division	25.283	14.924	—	14.924
	(d) Ministry of Education	43.034	2.300	0.600	1.700
	(e) Ministry of Commerce	28.318	2.568	1.300	1.268
	(f) Interior Division	15.824	10.600	—	10.600
	(g) Industries Division	18.060	—	—	—
	(h) Statistics Division	1.720	—	—	—
	(i) Kashmir Affairs and Northern Affairs Divn.	68.000	5.000	—	5.000
	(i) Azad Kashmir	51.360	5.000	—	5.000
	(ii) Northern Areas	16.640	—	—	—
	(j) States and Frontier Regions Division	33.200	—	—	—
	(i) FATA	33.100	—	—	—
	(ii) FATADC	0.100	—	—	—
	Total (Agriculture)	619.513	270.838	2.000	268.838
2. SUBSIDY ON FERTILIZER :					
	(a) Food and Agriculture Division	1720.000	—	—	—
	Total (Subsidy on Fertilizer)	1720.000	—	—	—
3. INDUSTRY :					
	(a) Production Division	1959.200	1178.330	268.330	910.000
	(b) Industries Division	88.863	83.675	60.000	23.675
	(c) Cabinet Division	4.025	3.200	3.200	—
	(d) Finance Division	2.950	1.800	1.800	—
	(e) Planning and Dev. Division	68.590	67.591	—	67.591
	(f) Kashmir Affairs and Northern Affairs Division	22.523	—	—	—
	(i) Azad Kashmir	19.813	—	—	—
	(ii) Northern Areas	2.710	—	—	—
	(g) States and Frontier Regions Divn.	7.370	—	—	—
	(i) FATADC	7.370	—	—	—
	Total (Industry)	2153.521	1334.596	333.330	1001.266

(Million Rupees)

Sl. No.	Sector/Agency	Allocation for 1983-84	Foreign Exchange Component		
			Total	Own Resources	Foreign Aid
1	2	3	4	5	6
4. MINERALS :					
	(a) Ministry of Petroleum and Natural Resources ..	147.791	42.082	21.900	20.182
	(b) President Secretariat	64.158	28.804	28.804	—
	(c) Production Division	18.257	7.550	—	7.550
	(d) Kashmir Affairs and Northern Affairs Divisions	0.399	—	—	—
	(i) Azad Kashmir	0.399	—	—	—
	(e) States and Frontier Regions Division	4.100	—	—	—
	(i) FATADC	4.100	—	—	—
	Total (Minerals) ..	234.705	78.436	50.704	27.732
5. WATER :					
	(a) Ministry of Water and Power	2724.532	1050.700	42.900	1007.800
	(b) Food and Agriculture Division	42.280	18.916	—	18.916
	(c) Aviation Division	15.090	9.600	0.100	9.500
	(d) Defence Division	20.748	19.952	19.952	—
	(e) Kashmir Affairs and Northern Affairs Division ..	20.506	—	—	—
	(i) Azad Kashmir	9.670	—	—	—
	(ii) Northern Areas	10.836	—	—	—
	(f) States and Frontier Regions Division	87.000	—	—	—
	(i) FATADC	87.000	—	—	—
	Total (Water) ..	2910.156	1099.168	62.952	1036.216
6. POWER					
	(a) Ministry of Water and Power	5460.873	2623.045	323.072	2299.973
	(b) President Secretariat	428.782	389.604	389.604	—
	(c) Kashmir Affairs and Northern Affairs Divn. ..	103.235	—	—	—
	(i) Azad Kashmir	78.467	—	—	—
	(ii) Northern Areas	24.768	—	—	—
	(d) States and Frontier Regions Division	57.000	—	—	—
	(i) FATA	57.000	—	—	—
	Total (Power)	6049.890	3012.649	712.676	2299.973
7. FUELS :					
	(a) Ministry of Petroleum and Natural Resources ..	2038.087	1229.190	810.190	419.000
	Total (Fuels) ..	2038.087	1229.190	810.190	419.000

(Million Rupees)

Sl. No.	Sector/Agency	Allocation for 1983-84	Foreign Exchange Component		
			Total	Own Resources	Foreign Aid
1	2	3	4	5	6
15. CULTURE AND SPORTS :					
	(a) Culture, Sports and Youth Affairs Division ..	155·804	10·800	0·800	10·000
	Total (Culture and Sports) ..	155·804	10·800	0·800	10·000
16. SPECIAL DEVELOPMENT PROGRAMME FOR WOMEN :					
	(a) Women's Division	51·600	—	—	—
	Total (Special Dev. Programme for Women)	51·600	—	—	—
17. POPULATION WELFARE PROGRAMME ;					
	(a) Population Division	273·065	169·039	—	169·039
	Total (Population Welfare Programme)	273·065	169·039	—	169·039
18. SOCIAL WELFARE :					
	(a) Ministry of Health and Social Welfare ..	48·001	—	—	—
	(b) Establishment Division	5·724	—	—	—
	Total (Social Welfare)	53·725	—	—	—
17. EARTHQUAKE RECONSTRUCTION PROGRAMME:					
	(a) Cabinet Division	6·450	—	—	—
	Total (Earthquake Reconstruction Programme) ..	6·450	—	—	—
	Total (gross) ..	24092·352	9848·453*	2987·378*	6861·075
	Less—shortfall ..	192·352	—	—	—
	Total (Net) ADP ...	23,900·000	9848·453	2987·378	6861·075

*Includes Rs. 35.694 million for Special Areas for which Sectoral break-up is not available.

(Million Rupees)

Sl. No.	Sector/Agency	Allocation for 1983-84	Foreign Exchange Component		
			Total	Own Resources	Foreign Aid
1	2	3	4	5	6
4. MINERALS :					
(a)	Ministry of Petroleum and Natural Resources ..	147.791	42.082	21.900	20.182
(b)	President Secretariat	64.156	28.804	28.804	—
(c)	Production Division	18.257	7.550	—	7.550
(d)	Kashmir Affairs and Northern Affairs Divisions	0.399	—	—	—
	(i) Azad Kashmir	0.399	—	—	—
(e)	States and Frontier Regions Division	4.100	—	—	—
	(i) FATADC	4.100	—	—	—
	Total (Minerals) ..	234.705	78.436	50.704	27.732
5. WATER :					
(a)	Ministry of Water and Power	2724.532	1050.700	42.900	1007.800
(b)	Food and Agriculture Division	42.280	18.916	—	18.916
(c)	Aviation Division	15.090	9.600	0.100	9.500
(d)	Defence Division	20.748	19.952	19.952	—
(e)	Kashmir Affairs and Northern Affairs Division ..	20.506	—	—	—
	(i) Azad Kashmir	9.670	—	—	—
	(ii) Northern Areas	10.836	—	—	—
(f)	States and Frontier Regions Division	87.000	—	—	—
	(i) FATADC	87.000	—	—	—
	Total (Water) ..	2910.156	1099.168	62.952	1036.216
6. POWER					
(a)	Ministry of Water and Power	5460.873	2623.045	323.072	2299.973
(b)	President Secretariat	428.782	389.604	389.604	—
(c)	Kashmir Affairs and Northern Affairs Divn. ..	103.235	—	—	—
	(i) Azad Kashmir	78.467	—	—	—
	(ii) Northern Areas	24.768	—	—	—
(d)	States and Frontier Regions Division	57.000	—	—	—
	(i) FATA	57.000	—	—	—
	Total (Power)	6049.890	3012.649	712.676	2299.973
7. FUELS :					
(a)	Ministry of Petroleum and Natural Resources ..	2038.087	1229.190	810.190	419.000
	Total (Fuels) ..	2038.087	1229.190	810.190	419.000

(Million Rupees)

Sl. No.	Sector/Agency	Allocation for 1983-84	Foreign Exchange Component		
			Total	Own Resources	Foreign Aid
1	2	3	4	5	6
8. TRANSPORT AND COMMUNICATIONS:					
(a)	Ministry of Communications	2576.062	1110.639	592.830	517.809
(b)	Ministry of Railways	1442.220	505.635	32.635	473.000
(c)	Aviation Division	344.000	63.602	63.602	—
(d)	Planning & Dev. Division	3.322	1.000	—	1.000
(e)	Kashmir Affairs and Northern Affairs Division ..	145.701	—	—	—
	(i) Azad Kashmir	107.001	—	—	—
	(ii) Northern Areas	38.700	—	—	—
(f)	States and Frontier Regions Division	126.000	—	—	—
	(i) FATA	126.000	—	—	—
	Total (Transport and Communications)	4637.305	1680.876	689.067	991.809
9. PHYSICAL PLANNING AND HOUSING:					
(a)	Interior Division	310.624	5.570	5.570	—
(b)	Works Division	294.069	—	—	—
(c)	Finance Division	34.400	—	—	—
(d)	Cabinet Division	3.696	—	—	—
(e)	Ministry of Commerce	7.654	—	—	—
(f)	Environment and Urban Affairs Division ..	0.852	—	—	—
(g)	Tourism Division	20.352	—	—	—
(h)	Ministry of Foreign Affairs	38.098	—	—	—
(i)	Kashmir Affairs and Northern Affairs Division ..	54.299	—	—	—
	(i) Azad Kashmir	38.045	—	—	—
	(ii) Northern Areas	16.254	—	—	—
(j)	States and Frontier Regions Division	87.498	—	—	—
	(i) FATA	47.000	—	—	—
	(ii) FATADC	11.430	—	—	—
	(iii) Frontier Constabularies/Levies/Thanas ..	29.068	—	—	—
	Total (Physical Planning and Housing)	851.542	5.570	5.570	—
10. MASS MEDIA :					
(a)	Ministry of Information and Broadcasting ..	158.196	26.670	26.670	—
	Total (Mass Media)	158.196	26.670	26.670	—
11. RURAL DEVELOPMENT :					
(a)	Local Government and Rural Development Division	5.708	0.800	—	0.800
(b)	Interior Division	9.205	—	—	—
(c)	Kashmir Affairs and Northern Affairs Division ..	41.673	—	—	—
	(i) Azad Kashmir	27.741	—	—	—
	(ii) Northern Areas	13.932	—	—	—
(d)	States and Frontier Regions Division	16.000	—	—	—
	(i) FATA	16.000	—	—	—
	Total (Rural Development)	72.586	0.800	—	0.800

(x)

(Million Rupees)

Sl. No.	Sector/Agency	Allocation for 1983-84	Foreign Exchange Component		
			Total	Own Resources	Foreign Aid
1	2	3	4	5	6
12. SCIENCE AND TECHNOLOGY					
(a)	Ministry of Science and Technology	69.570	17.205	11.705	5.500
(b)	Agri. Research Division	190.413	131.720	0.200	131.520
(c)	Ministry of Petroleum and Natural Resources ..	48.042	26.290	—	26.290
(d)	Food and Agri. Division	21.454	2.147	2.147	—
(e)	Ministry of Education	8.600	—	—	—
(f)	Ministry of Water and Power	9.460	3.400	3.400	—
(g)	Planning and Development Division	4.720	3.000	—	3.000
(h)	Ministry of Commerce	3.158	—	—	—
Total (Science and Technology)		355.417	183.762	17.452	166.310
13. EDUCATION AND MANPOWER :					
(a)	Ministry of Education	532.496	116.068	84.228	31.840
(b)	Cabinet Division	17.200	—	—	—
(c)	Establishment Division	31.730	—	—	—
(d)	Manpower Division	197.256	161.910	—	161.910
(e)	Labour Division	2.535	2.535	—	2.535
(f)	Planning and Dev. Division	34.125	14.918	—	14.918
(g)	Statistics Division	1.656	1.326	1.326	—
(h)	Kashmir Affairs and Northern Affairs Division	53.385	—	—	—
(i)	Azad Kashmir	32.100	—	—	—
(ii)	Northern Areas	21.285	—	—	—
(i)	States and Frontier Regions Division	85.900	—	—	—
(i)	FATA	85.900	—	—	—
Total (Education and Manpower) ..		956.283	296.757	85.554	211.203
14. HEALTH AND NUTRITION :					
(a)	Ministry of Health and Social Welfare	710.672	411.816	154.719	257.097
(b)	Interior Division	8.856	1.792	—	1.792
(c)	Planning & Dev. Division	8.600	—	—	—
(d)	Kashmir Affairs and Northern Affairs Division ..	41.379	—	—	—
(i)	Azad Kashmir	31.704	—	—	—
(ii)	Northern Areas	9.675	—	—	—
(e)	States and Frontier Regions Division	25.000	—	—	—
(i)	FATA	25.000	—	—	—
Total (Health and Nutrition) ..		794.507	413.608	154.719	258.889

(Million Rupees)

Sl. No.	Sector/Agency	Allocation for 1983-84	Foreign Exchange Component		
			Total	Own Resources	Foreign Aid
1	2	3	4	5	6
15. CULTURE AND SPORTS :					
	(a) Culture, Sports and Youth Affairs Division ..	155.804	10.800	0.800	10.000
	Total (Culture and Sports) ..	155.804	10.800	0.800	10.000
16. SPECIAL DEVELOPMENT PROGRAMME FOR WOMEN :					
	(a) Women's Division	51.600	—	—	—
	Total (Special Dev. Programme for Women)	51.600	—	—	—
17. POPULATION WELFARE PROGRAMME ;					
	(a) Population Division	273.065	169.039	—	169.039
	Total (Population Welfare Programme)	273.065	169.039	—	169.039
18. SOCIAL WELFARE :					
	(a) Ministry of Health and Social Welfare ..	48.001	—	—	—
	(b) Establishment Division	5.724	—	—	—
	Total (Social Welfare)	53.725	—	—	—
19. EARTHQUAKE RECONSTRUCTION PROGRAMME:					
	(a) Cabinet Division	6.450	—	—	—
	Total (Earthquake Reconstruction Programme) ..	6.450	—	—	—
	Total (gross) ..	24092.352	9848.453*	2987.378*	6861.075
	Less—shortfall ..	192.352	—	—	—
	Total (Net) ADP ...	23,900.000	9848.453	2987.378	6861.075

*Includes Rs. 35.694 million for Special Areas for which Sectoral break-up is not available.

(xi)

ANNUAL DEVELOPMENT PROGRAMME 1983-84

(Allocation by Administrative Ministries/Divisions)

(Million Rupees)

Sl. No.	Executing Agency	Allocation for 1983-84	Foreign Exchange Component		
			Total	Own Resources	Foreign Aid
1	2	3	4	5	6
1.	Food and Agriculture Division	2081·530	246·734	2·247	244·487
2.	Planning and Development Division	207·635	96·284	—	96·284
3.	Ministry of Education	584·130	118·368	84·828	33·540
4.	Ministry of Commerce	39·130	2·568	1·300	1·268
5.	Livestock Division	25·283	14·924	—	14·924
6.	Ministry of Interior	344·509	17·962	5·570	12·392
7.	Ministry of Industries	106·923	83·675	60·000	23·675
8.	Statistics Division	3·376	1·326	1·326	—
9.	Production Division	1977·457	1185·880	268·330	917·550
10.	Finance Division	37·350	1·800	1·800	—
11.	Cabinet Division	31·371	3·200	3·200	—
12.	Ministry of Petroleum and Natural Resources	2233·920	1297·562	832·090	465·472
13.	President Secretariat	492·940	418·408	418·408	—
14.	Ministry of Water & Power	8194·865	3677·145	369·372	3307·773
15.	Aviation Division	359·090	73·102	63·602	9·500
16.	Defence Division	20·748	19·952	19·952	—
17.	Ministry of Communications	2576·062	1110·639	592·830	517·809
18.	Ministry of Railways	1442·220	505·635	32·635	473·000
19.	Works Division	294·069	—	—	—
20.	Environment & Urban Affairs Division	0·852	—	—	—
21.	Tourism Division	20·352	—	—	—
22.	Ministry of Foreign Affairs	38·098	—	—	—
23.	Ministry of Information & Broadcasting	158·196	26·670	26·670	—
24.	Local Govt. & Rural Development	5·708	0·800	—	0·800
25.	Ministry of Science & Technology	69·570	17·205	11·705	5·500
26.	Agriculture Research Division	190·413	131·720	0·200	131·520
27.	Manpower Division	197·256	161·910	—	161·910
28.	Labour Division	2·535	2·535	—	2·535
29.	Establishment Division	37·454	—	—	—
30.	Ministry of Health & Social Welfare	758·673	411·816	154·719	257·097
31.	Culture Sports & Youth Affairs Division	155·804	10·800	0·800	10·000

(Million Rupees)

Sl. No.	Executing Agency/Sector	Allocation for 1983-84	Foreign Exchange Component		
			Total	Own Resources	Foreign aid
1	2	3	4	5	6
32.	Women Division	51.600	—	—	—
33.	Population Welfare Division	273.065	169.039	—	169.039
34.	Kashmir Affairs & Northern Affairs Division	551.100	26.989	21.989	5.000
35.	States & Frontier Regions Division	529.068	13.705	13.705	—
	Total—(gross)	24092.352	9848.453	2987.378	6861.075
	Less—Shortfall	192.352	—	—	—
	Total (Net)—ADP	2,3900.000	9848.453	2987.378	6861.075

ANNUAL DEVELOPMENT PROGRAMME 1983-84

(Broad Details by Administrative Ministries/Divisions)

(Million Rupees)

Sl. No.	Executing Agency/Sector	Allocation for 1983-84	Foreign Exchange Component		
			Total	Own Resources	Foreign Aid
1	2	3	4	5	6
1. Food and Agriculture Division					
	(a) Agriculture	297.796	225.671	0.100	225.571
	(b) Subsidy on Fertilizer	1720.000	—	—	—
	(c) Water	42.280	18.916	—	18.916
	(d) Science and Technology	21.454	2.147	—	—
	Total—(Food and Agriculture Division) ..	2081.530	246.734	2.247	244.487
2. Planning and Development Division :					
	(a) Agriculture	88.278	9.775	—	9.775
	(b) Industry	68.590	67.591	—	67.591
	(c) Transport and Communications	3.322	1.000	—	1.000
	(e) Science & Technology	4.720	3.000	—	3.000
	(f) Education & Manpower	34.125	14.918	—	14.918
	(g) Health	8.600	—	—	—
	Total—(Planning & Development Division) ..	207.635	96.284	—	96.284
3. Ministry of Education :					
	(a) Agriculture	43.034	2.300	0.600	1.700
	(b) Science & Technology	8.600	—	—	—
	(c) Education & Manpower	532.496	116.068	84.228	31.840
	Total (Ministry of Education) ..	584.130	118.368	84.828	33.540
4. Ministry of Commerce :					
	(a) Agriculture	28.318	2.568	1.300	1.268
	(b) Physical Planning and Housing	7.654	—	—	—
	(c) Science & Technology	3.158	—	—	—
	Total (Ministry of Commerce) ..	39.130	2.568	1.300	1.268
5. Livestock Division :					
	(a) Agriculture	25.283	14.924	—	14.924
	Total—(Livestock Division) ..	25.283	14.924	—	14.924

(Million Rupees)

Sl. No.	Executing Agency/Sector	Allocation for 1983-84	Foreign Exchange Component		
			Total	Own Resources	Foreign Aid
1	2	3	4	5	6
6. Ministry of Interior :					
	(a) Agriculture	15.824	10.600	—	10.600
	(b) Physical Planning & Housing	310.624	5.570	5.570	—
	(d) Rural Development	9.205	—	—	—
	(e) Health	8.856	1.792	—	1.792
	Total (Ministry of Interior)	344.509	17.962	5.570	12.392
7. Ministry of Industries :					
	(a) Agriculture	18.060	—	—	—
	(b) Industry	88.863	83.775	60.000	23.675
	Total (Ministry of Industries)	106.923	83.675	60.000	23.675
8. Statistics Division :					
	(a) Agriculture	1.720	—	—	—
	(b) Education	1.656	1.326	1.326	—
	Total (Statistics Division)	3.376	1.326	1.326	—
9. Ministry of Production :					
	(a) Industry	1959.200	1178.330	268.330	910.000
	(b) Minerals	18.257	7.550	—	7.550
	Total (Ministry of Production)	1977.457	1185.880	268.330	917.550
10. Finance Division :					
	(a) Industry	2.950	1.800	1.800	—
	(b) Physical Planning and Housing	34.400	—	—	—
	Total (Finance Division)	37.350	1.800	1.800	—
11. Cabinet Divisions :					
	(a) Industry	4.025	3.200	3.200	—
	(b) Physical Planning & Housing	3.696	—	—	—
	(e) Education	17.200	—	—	—
	(d) Earthquake Reconstruction Programme	6.450	—	—	—
	Total (Cabinet Division)	31.371	3.200	3.200	—
12. Ministry of Petroleum and Natural Resources :					
	(a) Minerals	147.791	42.082	21.900	20.182
	(b) Fuels	2038.087	1229.190	810.190	419.000
	(c) Science & Technology	48.042	26.290	—	26.290
	Total (Ministry of Petroleum and Natural Resources)	2233.920	1297.562	832.090	465.472

(Million Rupees)

Sl. No.	Executing Agency/Sector	Allocation for 1983-84	Foreign Exchange Component		
			Total	Own Resources	Foreign Aid
1	2	3	4	5	6
13. President Secretariat :					
(a)	Minerals	64.158	28.804	28.804	—
	Power	428.782	389.604	389.604	—
	Total (President Secretariat) ..	492.940	418.408	418.408	—
14. Ministry of Water & Power :					
(a)	Water	2724.532	1050.700	42.900	1007.800
(b)	Power	5460.873	2623.045	323.072	2299.973
(c)	Science & Technology	9.460	3.400	3.400	—
	Total (Ministry of Water & Power) ..	8194.865	3677.145	369.372	3307.773
15. Aviation Division :					
(a)	Water	15.090	9.600	0.100	9.500
(b)	Transport & Communications	344.000	63.502	63.502	—
	Total (Aviation Division) ..	359.090	73.102	63.602	9.500
16. Defence Division :					
(a)	Water	20.748	19.952	19.952	—
	Total (Defence Division) ..	20.748	19.952	19.952	—
17. Ministry of Communications :					
(a)	Transport and Communications	2576.062	1110.639	592.830	517.809
	Total (Ministry of Communications) ..	2576.062	1110.639	592.830	517.809
18. Ministry of Railways :					
(a)	Transport & Communications	1442.220	505.635	32.635	473.000
	Total (Ministry of Railways) ..	1442.220	505.635	32.635	473.000
19. Works Division :					
(a)	Physical Planning & Housing	294.069	—	—	—
	Total (Works Division) ..	294.069	—	—	—
20. Environment & Urban Affairs Division :					
(a)	Physical Planning & Housing	0.852	—	—	—
	Total (Environment & Urban Affairs Division) ..	0.852	—	—	—
21. Tourism Division :					
(a)	Physical Planning & Housing	20.352	—	—	—
	Total (Tourism Division) ..	20.352	—	—	—

(Million Rupees)

Sl. No.	Executing Agency/Sector	Allocation for 1983-84	Foreign Exchange Component		
			Total	Own Resources	Foreign aid
1	2	3	4	5	6
22.	Ministry of Foreign Affairs :				
	(a) Physical Planning and Housing	38·098	—	—	—
	Total (M/o Foreign Affairs)	38·098	—	—	—
23.	Ministry of Information and Broadcasting :				
	(a) Mass Media	158·196	26·670	26·670	—
	Total (Ministry of Information & Broadcasting)	158·196	26·670	26·670	—
24.	Local Govt. and Rural Development Division :				
	(a) Rural Development	5·708	0·800	—	0·800
	Total (Local Govt. & Rural Development Division)	5·708	0·800	—	0·800
25.	Ministry of Science & Technology :	69·570	17·205	11·705	5·500
	Total (Ministry of Science & Technology)	69·570	17·205	11·705	5·500
26.	Agriculture Research Division :				
	(a) Science & Technology	190·413	131·720	0·200	131·520
	Total (Agr. Research Division)	190·413	131·720	0·200	131·520
27.	Manpower Division :				
	(a) Education & Manpower	197·256	161·910	—	161·910
	Total (Manpower Division)	197·256	161·910	—	161·910
28.	Labour Division :				
	(a) Education	2·535	2·535	—	2·535
	Total (Labour Division)	2·535	2·535	—	2·535
29.	Establishment Division :				
	(a) Education	31·730	—	—	—
	(b) Social Welfare	5·724	—	—	—
	Total (Establishment Division)	37·454	—	—	—
30.	Ministry of Health and Social Welfare :				
	(a) Health	710·672	411·816	154·719	257·097
	(b) Social Welfare	48·001	—	—	—
	Total (Ministry of Health and Social Welfare)	758·673	411·816	154·719	257·097

(Million Rupees)


Sl. No.	Executing Agency	Allocation for 1983-84	Foreign Exchange Component		
			Total	Own Resources	Foreign Aid
1	2	3	4	5	6
31. Culture, Sports and Youth Affairs Division :					
(a)	Culture & Sports	155·804	10·800	0·800	10·000
Total (Culture, Sports and Youth Affairs Div.)		155·804	10·800	0·800	10·000
32. Women's Division :					
(a)	Special Dev, Programme for Women ..	51·600	—	—	—
Total (Women's Division)		51·600	—	—	—
33. Population Division :					
(a)	Population Welfare Programme	273·065	169·039	—	169·039
Total (Population Division)		273·065	169·039	—	169·039
34. Kashmir Affairs and Northern Affairs Division :					
(i) Azad Kashmir :					
(a)	Agriculture	51·360	5·000	—	5·000
(b)	Industry	19·813	—	—	—
(c)	Minerals	0·399	—	—	—
(d)	Water	9·670	—	—	—
(e)	Power	78·467	—	—	—
(f)	Transport and Communications ..	107·001	—	—	—
(g)	Physical Planning and Housing ..	38·045	—	—	—
(h)	Rural Development	27·741	—	—	—
(i)	Education & Manpower	32·100	—	—	—
(j)	Health	31·704	—	—	—
Total (Azad Kashmir) :		396·300	20·397	15·397	5·000
(ii) Northern Areas :					
(a)	Agriculture	16·640	—	—	—
(b)	Industry	2·710	—	—	—
(c)	Water	10·836	—	—	—
(d)	Power	24·768	—	—	—
(e)	Transport and Communications ..	38·700	—	—	—
(f)	Physical Planning and Housing ..	16·254	—	—	—
(g)	Rural Development	13·932	—	—	—
(h)	Education and Manpower	21·285	—	—	—
(i)	Health	9·675	—	—	—
Total (Northern Areas)		154·800	6·592	6·592	—
Total (Kashmir Affairs & Northern Affairs Division)		551·100	26·989	21·989	5·000

(Million Rupees)

Sl. No.	Executing Agency	Allocation for 1983-84	Foreign Exchange Component		
			Total	Own Resources	Foreign Aid
1	2	3	4	5	6
35. States and Frontier Regions Divisions :					
<i>(i) Federally Administered Tribal Areas (FATA) :</i>					
	(a) Agriculture	33·100	—	—	—
	(b) Power	57·000	—	—	—
	(c) Transport and Communications	126·000	—	—	—
	(d) Physical Planning and Housing	47·000	—	—	—
	(e) Rural Development	16·000	—	—	—
	(f) Education and Manpower	85·900	—	—	—
	(g) Health	25·000	—	—	—
	Total (FATA)	390·000	7·515	7·515	—
<i>(ii) Federally Administered Tribal Areas Development Corporation (FATA DC) :</i>					
	(a) Agriculture	0·100	—	—	—
	(b) Industry	7·370	—	—	—
	(c) Minerals	4·100	—	—	—
	(d) Water	87·000	—	—	—
	(e) Physical Planning and Housing	11·430	—	—	—
	Total (FATA DC)	110·000	6·190	6·190	—
<i>(iii) FC/Levies/Thanas</i>					
	(a) Physical Planning and Housing	29·068	—	—	—
	Total (FC/Levies/Thanas)	29·068	—	—	—
	Total (S & F R Divion)	529·068	13·705	13·705	—
	Total —(gross)	24092·352	9848·453	2987·378	6861·075
	Less—Shortfall	192·352	—	—	—
	Total (Net)—ADP	23900·000	9848·453	2987·378	6861·075


B. PRODUCTION SECTORS

(1—2)




AGRICULTURE

(3-4)




B. PRODUCTION SECTORS

(1—2)



AGRICULTURE

(3—4)




AGRICULTURE

(Abstract)

(Million Rupees)

Sl. No.	Sub-sector	Provision for 1983-84	Foreign Exchange Component		
			Total	Own Resources	Foreign Aid
1	2	3	4	5	6
1.	Storages	347.677	203.300	1.300	202.000
2.	Agriculture Extension	12.160	—	—	—
3.	Agri Eco and Statistics	4.492	2.600	—	2.600
4.	Improved Seeds	20.153	0.200	—	0.200
5.	Plant Protection	3.396	—	—	—
6.	Soil Surveys	1.974	—	—	—
7.	Forestry	20.456	12.871	—	12.871
8.	Watershed Management	7.151	6.431	—	6.431
9.	Wild life	4.425	1.569	0.100	1.469
10.	Agriculture Marketing	2.519	1.268	—	1.268
11.	Animal Husbandry	2.825	—	—	—
12.	Fisheries	23.934	14.924	—	14.924
13.	Agriculture Universities	43.034	2.300	0.600	1.700
14.	Narcotics Control	13.024	10.600	—	10.600
15.	Azad Kashmir	51.360	5.000	—	5.000
16.	Northern Areas	16.640	—	—	—
17.	Federally Administered Tribal Areas	33.100	—	—	—
18.	FATA DC	0.100	—	—	—
19.	Other Programmes	11.093	9.775	—	9.775
Total (Agriculture)		619.513	270.838	2.000	268.838



AGRICULTURE

(Million Rupees)

Sl. No.	Name, Location and Status of the Scheme	Total Cost (F.E.C.)	Estimated Expenditure upto June, 1982	Revised Estimates for 1982-83	Allocation for 1983-84		
					Total ADP	Foreign Exchange Component	
						Own Resources	Foreign Aid
1	2	3	4	5	6	7	8
A. FOOD AND AGRICULTURE DIVISION							
I. Government Storages							
<i>(On-going)</i>							
1.	Construction of 236,000 tonnes capacity godowns (76,000 tonnes by Pak PWD) 21,000 tonnes for Baluchistan. (App.)	73.660	61.500	10.313	1.196	—	—
2.	Construction of 500,000 tonnes godowns for wheat and 40,000 tonnes for rice with IBRD Assistance. (App.).	642.600 (148.500)	50.027	105.131	193.281	—	152.000 (IDA/ Swiss)
Total (On-going) ..				115.444	194.477	—	152.000
<i>(New)</i>							
3.	Construction of 400,000 Tonnes Godowns in Punjab, Sind and N.W.F.P.	—	—	—	50.000	—	50.000 (ADB)
Total (new) ..					50.000	—	50.000
Total (Storages)					244.477	—	202.000
II. Agriculture Extension :							
P.C.C.C.							
<i>(On-going)</i>							
4.	Extension proposal for cotton maximization project (Punjab) (App.)	12.201	2.647	2.000	1.720	—	—
5.	Extension proposal for cotton maximization project Sind (App.)	13.040	2.233	2.000	1.720	—	—
6.	Crop yield competition	9.945	—	9.945	7.817	—	—
7.	Incentives to growers in replacement of poppy cultivation in Chitral	6.014	—	2.740	0.860	—	—
Total (Agriculture Extension) ..				16.685	12.117	—	—
III. Agri. Marketing							
<i>(New)</i>							
8.	Dev. of agricultural marketing in Pakistan, Karachi (App.)	30.013 (21.682)	—	—	0.001	—	—
Total (Agri. Marketing) ..				—	0.001	—	—
IV. Agri. Economics and Statistics							
<i>(On-going)</i>							
9.	Dev. of crop forecasting and early warning system (App.)	4.956 (3.563)	—	2.247	2.772	—	2.600
Total (Agri. Economics and Statistics) ..				2.247	2.772	—	2.600
V. Improved Seed							
<i>(On-going)</i>							
10.	Potato seed Pilot Project (App.)	1.168	0.656	0.090	0.060	—	—
11.	Extension of quality control cover to vegetables and oilseeds and to pre-basic stocks of all crops at the Research Institutes of Federal Seed Certification Department (App.)	4.489 (0.400)	0.020	0.140	0.430	—	—
12.	National Seed Registration Department (App.)	4.448 (0.666)	1.741	1.020	1.479	—	0.200
Total (On-going) ..				1.250	1.969	—	0.200

(Million Rupees)

Sl. No.	Name, Location and Status of the Scheme	Total Cost (F.E.C.)	Estimated Expenditure upto June, 1982	Revised Estimates for 1982-83	Allocation for 1983-84		
					Total ADP	Foreign Exchange Component	
						Own Resources	Foreign Aid
1	2	3	4	5	6	7	8
<i>(New)</i>							
13.	Establishment of Seed Potatoes Health Laboratory at Islamabad (Un-App.)	4.575 (0.702)	—	—	0.086	—	—
Total (New) ..				—	0.086	—	—
Total (Improved Seed) ..				1.250	2.055	—	0.200
VI. Plant Protection							
<i>(On-going)</i>							
14.	Expanded locust control scheme (App.) ..	11.847	1.459	2.900	2.448	—	—
15.	Aerial Plant Protection Coverage Programme (App.) ..	4.675	1.560	—	0.860	—	—
Total (On-going) ..				2.900	3.308	—	—
<i>(New)</i>							
16.	Construction Programme (Residential and non-Residential) (Un-app.) ..	9.300	—	—	0.086	—	—
17.	Expansion in Plant Quarantine Div. (Un-app.)	3.573	—	—	0.001	—	—
18.	Estt. of Pesticides Registration Cell (Un-app.)	4.900 (1.000)	—	—	0.001	—	—
Total (New) ..				—	0.088	—	—
Total (Plant Protection) ..				2.900	3.396	—	—
VII. Soil Surveys							
<i>(New)</i>							
19.	Transfer of Soil Technology of Agriculture Deptt. (App.) ..	3.746	—	—	0.860	—	—
20.	Construction of mosque, vehicles washing ramp, providing/fixing of steel Shutters to doors and ventilators and providing/laying of sewerage line in Soil Survey Deptt. Building, Lahore (Un-app.).	0.610	—	—	0.086	—	—
Total (Soil Surveys) ..				—	0.946	—	—
VIII. Forestry							
<i>(On-going)</i>							
21.	Development of Training and research facilities in forest products Engineering and logging at the Pakistan Forest Institute, Peshawar (App.)	33.725 (23.572)	1.577	11.000	8.580	—	6.000
22.	Establishment of a pulp and paper laboratory at the PFI, Peshawar (App.) ..	3.289 (3.086)	1.991	0.880	0.542	—	0.410

(Million Rupees)

Sl. No.	Name, Location and Status of the Scheme	Total Cost (F.E.C.)	Estimated Expenditure upto June, 1982	Revised Estimates for 1982-83	Allocation for 1983-84			
					Total ADP	Foreign Exchange Component		
						Own Resources	Foreign Aid	
1	2	3	4	5	6	7	8	
23.	Development of sericulture research and education at the PFI, Peshawar (App.)	9.888 (7.265)	0.537	1.000	5.249	—	4.872	
24.	Construction of residential accommodation at the PFI, Peshawar (Un-app.)	10.875	—	1.500	1.290	—	—	
25.	Special purpose afforestation in Bahawalpur Division (Un-app.)	10.755	—	1.200	1.032	—	—	
26.	Special purpose road side afforestation, Sind (Un-app.)	14.520	—	0.417	0.430	—	—	
27.	Raising of plantation for special purpose in Pishin and Gulistan (Un-app.)	4.568	—	0.500	0.430	—	—	
28.	Special purpose afforestation in Azad Kashmir (Un-app.)	15.912	—	—	0.430	—	—	
Total (On-going)				..	16.497	17.983	—	11.282
(New Schemes)								
29.	Appropriate technology in Forestry basis-needs and employment (Un-app.)	4.667 (3.925)	—	—	1.875	—	1.589	
30.	Publishing the results of research carried out in PFI, Peshawar. (Un-app.)	0.357	—	—	0.168	—	—	
31.	Development of Forestry-cum-education and Training in PFI, Peshawar	10.640	—	—	0.430	—	—	
Total (New)				..	—	2.473	—	1.589
Total (Forestry)				..	16.497	20.456	—	12.871
IX. Watershed Management								
(On-going)								
32.	Development of Watershed Management Research facilities and Education at PFI, Peshawar (App.)	18.924 (16.538)	0.971	1.444	7.151	—	6.431	
Total (Watershed Management)				..	1.444	7.151	—	6.431
X. Wild Life								
(i) NCCW								
(On-going)								
33.	Survey of threatened wild life and their habitation (App.)	0.888	0.388	0.070	0.258	—	—	
34.	Library cum Education Project (App.)	0.438	0.299	0.021	0.043	—	—	

(Million Rupees)

Sl. No.	Name, Location and Status of the Scheme	Total Cost (F.E.C.)	Estimated Expenditure upto June, 1982	Revised Estimates for 1982-83	Allocation for 1983-84		
					Total ADP	Foreign Exchange Component	
						Own Resources	Foreign Aid
1	2	3	4	5	6	7	8
35.	Enforcement of Provision of CITES in Pakistan (Un-app.)	0.742 (0.332)	—	0.020	0.001	—	—
36.	Public Education in Environmental Conservation (Un-app.)	2.000 (0.670)	—	0.700	0.343	—	0.068
37.	Training in Wild life Management and Conservation (App.)	0.126 (0.105)	—	—	0.123	—	0.105
38.	Formulation of Pakistan Wild life Conservation Strategy (App.)	0.347 (0.332)	—	0.005	0.340	—	0.332
39.	Restoration of Gavial and Marsh Crocodiles in their former regions in Punjab (App.)	0.300	—	0.100	0.043	—	—
40.	Houbara Bustard Research and Management in Sind (App.)	0.847	—	0.220	0.235	—	—
✓ 41.	Conservation of straight horned markhore in N.W.F.P. (App.)	1.286 (0.200)	—	0.269	0.258	0.100	—
42.	Reintroduction and Development of wildlife in Margala Hills (Un-app.)	1.350 (0.150)	—	0.285	0.202	—	—
✓ 43.	Captive Breeding of Pheasants in Abbottabad (App.) (Zoological Survey Deptt.)	0.164	—	0.082	—	—	—
44.	Studies on the distribution, population dynamics, migratory pattern and taxonomy of the Avi fauna of major wet lands of Pakistan.	1.290	0.237	0.175	0.215	—	—
✓ 45.	Survey and study of the fauna of Mountaneous Regions of Pakistan, Peshawar (App.)	2.718 (0.045)	0.181	0.360	0.237	—	—
46.	Survey and Study of the fauna of Arid Zone of Pakistan, Multan (App.)	2.308 (0.045)	0.238	0.240	0.215	—	—
47.	Zoo cum Botanical garden, Islamabad (PC-II App.)	1.954	0.824	0.243	0.615	—	—
48.	Survey and study of the fauna of palaeratic regions of Pakistan, Quetta (Un-app.)	3.330	—	—	0.001	—	—
	(ii) Pakistan Forest Institute, Peshawar :						
✓ 49.	Education and Research in wild life Management at PFI, Peshawar. (App.)	2.342 (0.264)	0.211	0.200	0.510	—	0.264
	Total (On-going)			2.990	3.639	0.100	0.769
	(New Schemes)						
	(i) NCCW :						
50.	Training in wild life management and conservation (App.)	1.400 (1.400)	—	—	0.300	—	0.300 (UNDP)

(Million Rupees)

Sl. No.	Name, Location and Status of the Scheme	Total Cost (F.E.C.)	Estimated Expenditure upto June, 1982	Revised Estimates for 1982-83	Allocation for 1983-84		
					Total ADP	Foreign Exchange Component	
						Own Resources	Foreign Aid
1	2	3	4	5	6	7	8
51.	Conservation of endangered raptors in Sind (Un-app.)	0.400 (0.400)	—	—	0.100	—	0.100 (IUCN/WWF)
52.	Conservation of water fowl, Sind (Un-app.) ..	0.400 (0.400)	—	—	0.200	—	0.200 (UCN/WWF)
53.	Reintroduction of Gaviel and Marsh crocodiles in their former ranges of occurrence in Sind (Un-app.)	0.400 (0.400)	—	—	0.100	—	0.100 (IUCN/WWF)
	(ii) Zoological Survey Department :						
54.	Zoo-cum-Botanical garden, Islamabad (Un-app.)	0.100	—	—	0.086	—	—
	Total (New) ..			—	0.786	—	0.700
	Total (Wild Life) ..			2.990	4.425	0.100	1.469
	Total (Food & Agri Division)			159.457	297.796	0.100	225.571
B. PLANNING AND DEV. DIVISION							
	(On-going)						
55.	National Fertilizer Development Centre. (App.)	50.889 (41.246)	30.657	14.068	10.878	—	9.775
	(New)						
	N.L.C.						
56.	Construction of storage godowns (Binishell/silo type) (Un-app.)	—	—	—	77.400	—	—
	Total (Planning and Development Division),			14.068	88.278	—	9.775
C. LIVESTOCK DIVISION							
I. Animal Husbandry							
	(On-going)						
57.	Pre-investment project identification studies. (App.)	2.430	0.975	0.430	—	—	—
58.	Animal quarantine station at Lahore (App.)	1.650	—	0.430	0.516	—	—
	(New)						
	Total (On-going)			0.860	0.516	—	—
59.	Estab. of dairy producers coop. in Pak. Milkshed areas of Punjab & Sind Provinces (Un-app.)	40.000 (10.000)	—	—	—	—	—
60.	Scheme for prov. of one time capital for purchase & stocking of vet. drugs for sale & on no-profit-no loss- basis to livestock owners (Un-app.)	22.200	—	—	0.008	—	—
61.	Easibility study for :						
	(a) Dairy producers co-operatives						
	(b) Meat complex ..	—	—	—	—	—	—
	(c) Pak-Swiss dairy development & Training Project						
62.	Animal quarantine station, Peshawar (App.)	2.810	—	—	1.341	—	—
63.	Strengthening of animal quarantine station at Karachi (Un-app.)	11.241	—	—	—	—	—
	Total (New)			—	1.349	—	—
	Total (Animal Husbandry)			0.860	1.865	—	—

(Million Rupéés)

Sl. No.	Name, Location and Status of the Scheme	Total Cost (F.E.C.)	Estimated Expenditure upto June, 1982	Revised Estimates for 1982-83	Allocation for 1983-84			
					Total ADP	Foreign Exchange Component		Foreign Aid
						Own Resources		
1	2	3	4	5	6	7	8	
II. Fisheries								
<i>(On-going)</i>								
64.	Marine Fisheries Development Project, Karachi (App.)	32.947 (21.667)	1.262	14.645	9.763	—	5.719 (ADB)	
65.	Standardization of Quality Control of fish and fishery products (App.) ...	2.918	—	—	—	—	—	
66.	Promotion of Deep Sea Fisheries Resources in EEZ of Pakistan (App.)	2.162	—	0.327	1.517	—	—	
67.	Fisheries Training Centre. (Un-app.)	39.068 (22.930)	—	0.020	5.803	—	4.590 (ADB)	
68.	Korangi Fisheries Harbour Project. (Un-app.)	344.995 (188.474)	—	3.263	6.335	—	4.615 (ADB)	
69.	Cured fish investigation scheme (App.)	0.736	0.455	0.038	—	—	—	
Total (Fisheries)				18.293	23.418	—	14.924	
Total (Livestock Division)				19.153	25.283	—	14.924	
D. EDUCATION DIVISION								
AGRICULTURE EDUCATION								
I. Agri. University, Faisalabad								
<i>(On-going)</i>								
70.	Dev. of library (App.).	2.500 (1.500)	0.359	0.180	0.654	0.300	—	
71.	Strengthening of Medical Facilities for Staff and Students (App.)	2.215	0.229	1.246	0.258	—	—	
72.	Estab. Deptt. of Rural Home Economics (App.).	2.000	0.676	0.805	0.681	—	—	
73.	Const. of Insectory Building (App.). ..	3.240 (1.000)	0.116	0.732	1.876	0.300	—	
74.	Estab. of Deptt. of Crop Physiology (App.).	1.468	0.259	0.314	0.258	—	—	
75.	Estab. of Faculty of Sciences (App.). ..	3.723	2.476	0.951	—	—	—	
76.	Estab. of Deptt. of Agri. Meteorology (App.).	0.930	0.065	0.373	0.698	—	—	
77.	Dev. of C.V. S. Lahore (App.).	7.955	4.458	0.984	0.608	—	—	
78.	Estab. of Deptt. of animal reproduction at C.V.S. Lahore (App.).	3.994	1.909	0.811	0.860	—	—	
79.	Water Management resh. training prog. for agri. dev. (App.).	8.770	3.598	1.257	1.720	—	—	
80.	Const. of residences for teachers in place of stadium.	2.500	0.678	—	0.860	—	—	
Total (On-going)				7.653	8.473	0.600	—	

(Million Rupees)

Sl. No.	Name, Location and Status of the Scheme	Total Cost (F.E.C.)	Estimated Expenditure upto June, 1982	Revised Estimates for 1982-83	Allocation for 1983-84			
					Total ADP	Foreign Exchange Component		Foreign Aid
						Own Resources	Foreign	
1	2	3	4	5	6	7	8	
81.	(New) Estab. of new agri. engg. workshop	3.900	—	—	0.193	—	—	
82.	Const. of 136 residential quarters for B & C employees	15.941	—	—	0.193	—	—	
83.	Printing of text-books	6.200	—	—	0.043	—	—	
84.	Centenary celebration scheme for C.V.S. Lahore	1.050	—	—	0.043	—	—	
85.	Prov. of furniture & Lab. equipment	1.020	—	—	0.017	—	—	
86.	Renovation of the green house of the University	1.106	—	—	0.258	—	—	
87.	Estab. of agri. res. museum	0.253	—	—	0.069	—	—	
88.	Renovation/special repair to old buildings, roads & public utilities etc.	10.800	—	—	0.172	—	—	
89.	Dev. of facilities for prod. oriented research & tech.	7.813	—	—	0.258	—	—	
				Total (New)	—	1.246	—	—
				Total (Agriculture University Faisalabad)	7.653	9.719	0.600	—
II. Agri. University, Tando Jam								
<i>(On-going)</i>								
90.	Sind Agri. Univ. Tando Jam	127.683 (30.414)	81.654	28.670	24.627	—	1.700	
				Total (Agri-University Tando Jam)	28.670	24.627	—	1.700
III. NWFP University of Agri. Peshawar								
<i>(On-going)</i>								
91.	Up-gradation of Inst. of Eco. to Dev. Studies (App.)	14.951 (3.101)	2.437	2.500	3.440	—	—	
92.	Dev. of Food tech. Deptt. (App.)	0.300	0.092	0.108	0.088	—	—	
93.	Dev. of Horticulture Deptt. (App.)	1.000	0.966	0.034	—	—	—	
94.	Immediate needs of NWFP Agriculture University (App.)	12.404 (5.500)	—	6.833	5.160	—	—	
				Total (Agricultural University Peshawar)	9.475	8.688	—	—
				Total (Education Div.)	45.798	43.034	0.600	1.700
E. MINISTRY OF COMMERCE								
I. Government Storages								
<i>(On-going)</i>								
95.	Construction of cotton storage godowns at Korangi, Karachi (App.)	106.281 (10.500)	48.496	28.288	17.200	1.300	—	
96.	Construction of 1.5 lac tons capacity Binishell godowns and ancillary facilities at Bin Qasim (Pipri) Karachi.	164.576	105.654	5.000	8.600	—	—	
97.	Construction of 40,000 tons rice storage Godowns at seven places in the Punjab. (App.)	52.332	0.636	31.958	—	—	—	
				Total (Storages)	65.246	25.800	1.300	—

(Million Rupees)

Sl. No.	Name, Location and Status of the Scheme	Total Cost (F.E.C.)	Estimated Expenditure upto June, 1982	Revised Estimates for 1982-83	Allocation for 1983-84		
					Total ADP	Foreign Exchange Component	
						Own Resources	Foreign Aid
1	2	3	4	5	6	7	8
	(New)						
81.	Estab. of new agri. engg. workshop ...	3.900	—	—	0.193	—	—
82.	Const. of 136 residential quarters for B & C employees ...	15.941	—	—	0.193	—	—
83.	Printing of text-books ...	6.200	—	—	0.043	—	—
84.	Centenary celebration scheme for C.V.S. Lahore	1.050	—	—	0.043	—	—
85.	Prov. of furniture & Lab. equipment ...	1.020	—	—	0.017	—	—
86.	Renovation of the green house of the University	1.106	—	—	0.258	—	—
87.	Estab. of agri. res. museum ...	0.253	—	—	0.069	—	—
88.	Renovation/special repair to old buildings, roads & public utilities etc. ...	10.800	—	—	0.172	—	—
89.	Dev. of facilities for prod. oriented research & tech. ...	7.813	—	—	0.258	—	—
	Total (New)			—	1.246	—	—
	Total (Agriculture University Faisalabad)			7.653	9.719	0.600	—
II. Agri. University, Tando Jam							
	(On-going)						
90.	Sind Agri. Univ. Tando Jam ...	127.683 (30.414)	81.654	28.670	24.627	—	1.700
	Total (Agri-University Tando Jam)			28.670	24.627	—	1.700
III. NWFP University of Agri. Peshawar							
	(On-going)						
91.	Up-gradation of Inst. of Eco. to Dev. Studies (App.)	14.951 (3.101)	2.437	2.500	3.440	—	—
92.	Dev. of Food tech. Deptt. (App.) ...	0.300	0.092	0.108	0.088	—	—
93.	Dev. of Horticulture Deptt. (App.) ...	1.000	0.966	0.034	—	—	—
94.	Immediate needs of NWFP Agriculture University (App.)	12.404 (5.500)	—	6.833	5.160	—	—
	Total (Agricultural University Peshawar)			9.475	8.688	—	—
	Total (Education Div.)			45.798	43.034	0.600	1.700
E. MINISTRY OF COMMERCE							
I. Government Storages							
	(On-going)						
95.	Construction of cotton storage godowns at Korangi, Karachi (App.)	106.281 (10.500)	48.496	28.288	17.200	1.300	—
96.	Construction of 1.5 lac tons capacity Binishell godowns and ancillary facilities at Bin Qasim (Pipri) Karachi.	164.576	105.654	5.000	8.600	—	—
97.	Construction of 40,000 tons rice storage Godowns at seven places in the Punjab. (App.)	52.332	0.636	31.958	—	—	—
	Total (Storages)			65.246	25.800	1.300	—

(Million Rupees)

Sl. No.	Name, Location and Status of the Scheme	Total Cost (F.E.C.)	Estimated Expenditure upto June, 1982	Revised Estimates for 1982-83	Allocation for 1983-84			
					Total ADP	Foreign Exchange Component		Foreign Aid
						Own Resources		
1	2	3	4	5	6	7	8	
II. Agri. Marketing.								
<i>(New)</i>								
98.	Training in Cotton Classing & Grading in Pakistan. (App.)	16.902 (7.654)	—	—	2.518	—	1.268 (UNDP)	
Total (Agri. Marketing)				—	2.518	—	1.268	
Total (Ministry of Commerce)				65.246	28.318	1.300	1.268	
F. INTERIOR DIVISION								
I. Improved Seed								
<i>(On-going)</i>								
99.	Distribution of fruit plants. (App.)	0.109	—	0.033	0.031	—	—	
100.	Vegetable Cultivation. (App.)	0.023	—	0.007	0.007	—	—	
Total (Improved Seeds)				0.040	0.038	—	—	
II. Agriculture Extension								
Islamabad Administration								
<i>(On-going)</i>								
101.	Layout of demonstration plots (App.)	0.176	—	0.043	0.043	—	—	
Total (Agri. Extension)				0.043	0.043	—	—	
III. Mechanization								
<i>(New)</i>								
102.	Replacement/purchase of agriculture Machinery and equipment	6.700	—	—	0.215	—	—	
Total (Mechanization)				—	0.215	—	—	
IV. Animal Husbandry								
<i>(On-going)</i>								
103.	Establishment of veterinary mobile unit for ICT	0.781	—	0.300	0.100	—	—	
Total (On-going)				0.300	0.100	—	—	

(Million Rupees)

Sl. No.	Name, Location and Status of the Scheme	Total Cost (F.E.C.)	Estimated Expenditure upto June, 1982	Revised Estimates for 1982-83	Allocation for 1983-84			
					Total ADP	Foreign Exchange Component		Foreign Aid
						Own Resources		
1	2	3	4	5	6	7	8	
<i>(New)</i>								
104.	Construction of 3 Veterinary Hospitals, 4 Dispensaries and residences in rural areas of Islamabad.	7.000	—	—	0.430	—	—	
105.	Expansion of veterinary services in ICT ..	7.600	—	—	0.430	—	—	
Total (New)				—	0.860	—	—	
Total (Animal Husbandry)				0.300	0.960	—	—	
V. Soil Conservation								
<i>(On-going)</i>								
106.	Soil Conservation in Mini Damson sub-catchment basis.	1.857	—	0.661	1.028	—	—	
Total (Soil Conservation)				0.661	1.028	—	—	
VI. Fisheries								
<i>(On-going)</i>								
107.	Fish culture in Simly Dam. (App.) ..	1.298	—	0.516	0.516	—	—	
Total (Fisheries)				0.516	0.516	—	—	
VII. Drug Abuse Control								
(Pakistan Narcotics Control Board)								
<i>(On-going)</i>								
108.	Buner Pilot Project for elimination of the cultivation of opium (Phase-II). (App.).	49.367 (41.808)	—	23.277	13.024	—	10.600	
Total (Drug Abuse Control)				23.277	13.024	—	10.600	
Total (Interior Division)				24.837	15.824	—	10.600	
G. INDUSTRIES DIVISION								
Improved Seed								
<i>(New)</i>								
109.	Oilseed Development Project. (Un-app.)	935.241 (31.305)	—	—	18.060	—	—	
Total (Industries Division)				—	18.060	—	—	
H. STATISTICS DIVISION								
Agriculture Economics and Statistics								
<i>(New)</i>								
110.	Pakistan Census of Livestock-1985. (App.)	17.160	—	—	1.720	—	—	
Total (Statistics Division)				—	1.720	—	—	


(Million Rupees)

Sl. No.	Name, Location and Status of the Scheme	Total Cost (F.E.C.)	Estimated Expenditure upto June, 1982	Revised Estimates for 1982-83	Allocation for 1983-84		
					Total ADP	Foreign Exchange Component	
						Own Resources	Foreign Aid
1	2	3	4	5	6	7	8
I. KASHMIR AFFAIRS AND NORTHERN AFFAIRS DIVISION							
		—	—	45.538	51.360	—	5.000
	(i) Azad Kashmir	—	—	*	16.640	—	—
	(ii) Northern Areas						
	Total (KA & NA Division)			45.538	68.000	—	5.000
J. STATES AND FRONTIER REGIONS DIVISION							
	(i) FATA			13.053	33.100	—	—
	(ii) FATADC			*	0.100	—	—
	Total (S & FR Division)			13.053	33.200	—	—
	Total—AGRICULTURE			387.150	619.513	2.000	268.838

* Revised Estimates are not available.

SUBSIDY ON FERTILIZER

(17—18)




SUBSIDY ON FERTILIZER

(Million R upces)


Sl. No.	Name, Location and Status of the Scheme	Total Cost (F.E.C.)	Estimated Expenditure upto June, 1982	Revised Estimates for 1982-83	Allocation for 1983-84		
					Total ADP	Foreign Exchange Component	
						Own Resources	Foreign Aid
1	2	3	4	5	6	7	8
A. MINISTRY OF FOOD AND AGRICULTURE							
<i>(On-going)</i>							
1.	Subsidy on distribution of fertilizer	2460.000	1720.000.	—	—
Total—SUBSIDY ON FERTILIZER				2460.000	1720.000	—	—

(19-20)



INDUSTRY

(21-22)




INDUSTRY

(Abstract)

(Million Rupees)

Sl. No.	Sub-Sector	Allocation for 1983-84	Foreign	Exchange	Component
			Total	Own Resources	Foreign Aid
1	2	3	4	5	6
1.	Industrial Corporations	1959.200	1178.330	268.330	910.000
2.	Export Processing Zone	60.200	60.000	60.000	—
3.	Printing Corporation of Pakistan Press ..	4.025	3.200	3.200	—
4.	Technical Assistance	68.590	67.591	—	67.591
5.	Kashmir Affairs and Northern Affairs Division	22.523	—	—	—
6.	States and Frontier Regions Division ..	7.370	—	—	—
7.	Other Programmes	31.613	25.475	1.800	23.675
Total (INDUSTRY)		2153.521	1334.596	333.330	1001.266

(23-24)



INDUSTRY

(Million Rupees)

Sl. No.	Name, Location and Status of the Scheme	Total Cost (F.E.C.)	Estimated Expenditure up to June, 1982	Revised Estimates for 1982-83	Allocation for 1983-84		
					Total ADP	Foreign Exchange Component	
						Own Resources	Foreign Aid
1	2	3	4	5	6	7	8
A. PRODUCTION DIVISION							
1.	Pakistan Steel Mills	O. 19350.000		*	**		
		R. 25419.000 (9520.000)	19233.000	2600.000	1881.800	268.330	910.000 (USSR/ France)
3.	State Cement Corporation of Pakistan ..	2636.000 (1231.000)	42.000	221.000	77.400	—	—
Total (Production Divn.)				2821.000	1959.200	268.330	910.000
B. MINISTRY OF INDUSTRIES							
<i>(On-going)</i>							
4.	Karachi Export Processing Zone. (App.) ..	317.400 (63.100)	148.400	60.000	60.200	60.000	—
5.	Assistance to EPZ. (App.)	4.900 (4.600)	—	1.900	1.464	—	1.400 (UNDP)
6.	Development of Textile Teaching and Training Institution (Un-app.)	19.700 (19.500)	—	0.500	4.086	—	4.000 (IDA)
7.	Leather Products Development Centre (App.)	5.000 (3.662)	4.300	3.800	3.429	—	2.375 (UNDP)
8.	Leather Industry Research and Development Organization (App.)	5.000 (0.100)	—	1.000	1.118	—	—
9.	Balancing and Modernization of existing Workshop Facilities of PITAC Lahore. (App.)	8.800 (7.200)	0.800	1.400	3.744	—	3.400 (Japan)
10.	Improvement of Policy Planning and Development and Statistical Cell of Ministry of Industries. (App.)	3.200	0.300	2.000	0.572	—	0.400 (UNDP)
11.	Pulp and Paper Advisory Centre (App.) ..	5.000 (4.000)	—	3.100	1.886	—	1.800 (UNDP)
12.	Development of Portfolio Briefs (Phase II) (App.)	14.400 (11.500)	—	3.200	4.674	—	3.900 (UNDP)
13.	UNDP Assistance to IACP (Phase II) (App.)	3.300 (1.200)	1.800	0.400	1.072	—	0.900 (UNDP)
14.	Assistance to Production of Quality and Special Steel in MAS (App.) ..	4.800 (3.900)	—	2.100	2.688	—	2.000 (UNDP)
Total (On-going Schemes) ..				79.400	84.933	60.000	20.175
<i>(New Schemes)</i>							
15.	In-plant training of operator fitters etc. of Textile Mills (Un-app.) ..	19.600 (18.800)	—	—	3.672	—	3.500 (IDA)
16.	Pakistan Textile Crafts Development Organisation. (App.) ..	5.000 (0.200)	—	—	0.258	—	—
Total (New Schemes) ..				—	3.930	—	3.500
Total (Ministry of Industries) ..				79.400	88.863	60.000	23.675

* In addition Rs. 900 million has already been spent from outside ADP, during 1982-83.

**An amount of Rs. 1200 million has been earmarked from outside ADP, (bank credit) for 1983-84, which will help to complete the project by June, 1984.


(Million Rupees)

Sl. No.	Name, Location and Status of the Scheme	Total Cost (F.E.C.)	Estimated Expenditure up to June, 1982	Revised Estimates for 1982-83	Allocation for 1983-84			
					Total ADP	Foreign Exchange Component		Foreign Aid
						Own Resources		
1	2	3	4	5	6	7	8	
C. CABINET DIVISION								
20.	Printing Machinery for BMR at Karachi and Islamabad Press.	14.840 (9.410)	5.900	4.260	4.025	3.200	—	
	Total (Cabinet Division) ..			4.260	4.025	3.200	—	
D. FINANCE DIVISION								
17.	Short-term Expansion Programme for the Pakistan mint, Lahore.	4.980 (4.710)	4.050	0.220	0.610	—	—	
18.	Additional operational facilities for Pakistan Mint, Lahore.	2.720 (2.700)	—	0.900	2.340	1.800	—	
19.	Pakistan Security Printing Corporation ..	643.150 (331.000)	268.910	200.000	—	—	—	
	Total (Finance Division) ..			201.120	2.950	1.800	—	
E. PLANNING & DEVELOPMENT DIVISION								
22.	Technical Assistance Project Cell (Approved by F.M/ECNEC).	92.161 (91.000)	3.186	20.423	68.590	—	67.591 (IDA)	
	Total (Planning Division) ..			20.423	68.590	—	67.591	
KASHMIR AFFAIRS AND NORTHERN AFFAIRS DIVISION								
	(i) Azad Kashmir	—	—	5.100	19.813	—	—	
	(ii) Northern Areas	—	—	*	2.710	—	—	
	Total (K.A. & N.A. Div.) ..			5.100	22.523	—	—	
G. STATES AND FRONTIER REGIONS DIVISION								
	(i) FATADC	—	—	—	7.370	—	—	
	Total (S.&F.R. Div.) ..			—	7.370	—	—	
	Total — INDUSTRY ..			3131.303	2153.621	333.330	1001.266	

*Revised Estimates are not available.

MINERALS

(27-28)




MINERALS

(Abstract)

(Million Rupees)

Sl. No.	Sub-sector	Allocation for 1983-84	Foreign Exchange Component		
			Total	Own Resources	Foreign Aid
1	2	3	4	5	6
1.	Mineral Co-ordination Board ...	2.150	0.550	0.550	—
2.	Geological Survey of Pakistan ...	26.000	13.182	1.000	12.182
3.	Pakistan Mineral Development Corporation ...	95.720	26.000	18.000	8.000
4.	Resources Development Corporation ...	10.320	—	—	—
5.	Gemstone Corporation of Pakistan ...	13.601	2.350	2.350	—
6.	Nuclear Mineral Survey ...	64.158	28.804	28.804	—
7.	Uranium Exploration ...				
8.	PIDC—Minerals ...	18.257	7.550	—	7.550
9.	Special Areas Programme ...	4.499	—	—	—
	(i) AKMIDC ...	0.399	—	—	—
	(ii) FATADC ...	4.100	—	—	—
Total—(MINERALS) ...		234.705	78.436	50.704	27.732

(29-30)



MINERALS

(Million Rupees)

Sl. No.	Name, Location and Status of the Scheme	Total Cost (F.E.C.)	Estimated Expenditure up to June, 1982	Revised Estimates for 1982-83	Allocation for 1983-84			
					Total ADP	Foreign Exchange Component		
						Own Resources	Foreign Aid	
1	2	3	4	5	6	7	8	
A. MINISTRY OF PETROLEUM AND NATURAL RESOURCES								
	I. Pakistan Mineral Development Corporation	742.707 (101.183)	2.628	39.702	95.720	18.000	8.000	
	II. Resource Development Corporation	5000.000 (2937.500)	136.830	50.670	10.320	—	—	
	III. Gemstone Corporation	44.397 (10.438)	2.486	9.012	13.601	2.350	—	
	IV. Mineral Coordination Board :							
1.	Mineral Research Studies	3.500 (0.550)	—	1.000	2.150	0.550	—	
	V. Geological Survey of Pakistan							
	<i>(On-going Schemes)</i>							
2.	Interpretation of Aeromagnetic Survey Data Follow-up Ground Investigation in Mineralized Areas, Baluchistan (1979-84) (App.).	26.805 (12.610)	14.020	1.778	3.475	—	0.250 (CIDA)	
3.	Establishment of National Geodata Centre at Islamabad (1982-85) (App.).	4.172 (0.850)	0.750	1.004	1.385	—	0.450 (UNDP)	
4.	Exploration of Sonda-Thatta, Coal Sind. (1982-85) (App.).	4.521 (1.500)	—	1.000	1.505	0.500	—	
5.	Integrated Exploration of Metallic Minerals in NWFP (1982-85). (App.).	3.653	—	1.000	1.161	—	—	
6.	Exploration of Placer Minerals in Punjab Province (1980-83) Proposed for Extension up to June, 1984 (App.).	4.819 (0.772)	1.680	2.000	0.980	—	—	
7.	Cenozoic Mammals and Biostratigraphy of Pakistan—of GSP Howard University, USA (1982 to 1984) (App.).	2.200 (2.200)	—	1.100	1.100	—	1.100 (USNSF)	
8.	Biostratigraphy of Siwaliks—A GSP-Howard University, USA Joint Project (1982-84). (App.).	2.400 (2.400)	—	1.200	1.200	—	1.200 (USNSF)	
9.	Geological Evaluation of Sulphide Metallic Deposits in Baluchistan (GSP-UNDP) Joint Project (1980-83). (App.).	7.950 (5.830)	1.221	2.000	2.360	—	1.500 (UNDP)	
10.	Tectonic & Mineral Resources of Northern Pakistan—A GSP-Oregon State University, USA Joint Project (1982-87). (App.).	3.608 (3.608)	—	0.200	1.000	—	1.000 (USNSF)	
Total (On-going Schemes)					11.282	14.166	0.500	5.500
	<i>(New Schemes)</i>							
11.	Establishment of Publication and Map production Unit in the GSP (1982-84) (Un-app.)	33.931 (2.954)	—	—	2.360	—	1.500 (UNDP)	
12.	Metallogeny of the Axial Belt, Chagai Hills and S.W. part of Collision Zone AGSP-IGS U.K. Joint Project PC-I (1983-88). (Un-app.)	38.181 (27.000)	—	—	7.324	—	5.182 (IGS-UK)	


(Million Rupees)

Sl. No.	Name, Location and Status of the Scheme	Total Cost (F.E.C.)	Estimated Expenditure upto June, 1982	Revised Estimates for 1982-83	Allocation for 1983-84		
					Total ADP	Foreign Exchange Component	
						Own Resources	Foreign Aid
1	2	3	4	5	6	7	8
13.	Exploration of Paleozoic Coal in Punjab Province (1983-86).	10.000 (7.500)	—	—	0.860	0.500	—
14.	Establishment of Training Institute in GSP (1983-86)	5.000 (1.500)	—	—	0.430	—	—
15.	Geo-economic/Evaluation of Barite Lead-Zinc-Deposits of Lasbela-Khuzdar and Copper Porphyry Deposits of Chagai District, Baluchistan (A GSP-UNDP Joint Project) 1983-86.	40.930 (20.400)	—	—	0.860	—	—
Total (New Schemes) ..				—	11.834	0.500	6.682
Total (G. S. P.)				11.282	26.000	1.000	12.182
Total (M/o Pet. & Natural Resources) ..				111.666	147.791	21.900	20.182
B. PRESIDENT'S SECRETARIAT							
16.	Nuclear Mineral Survey (Un-App)	.. 250.000 (77.624)	103.435	44.000	46.855	24.234	—
17.	Detailed Exploration of Uranium in D. G. Khan. (Un-App)	.. 88.570 (16.790)	39.639	12.000	17.303	4.570	—
Total (President's Secretariat) ..				56.000	64.158	28.804	—
C. PRODUCTION DIVISION							
18.	PIDC — Minerals	.. 37.083 (9.725)	—	—	18.257	—	7.550
Total (Production Division) ..				—	18.257	—	7.550
D. KASHMIR AFFAIRS & NORTHERN AFFAIRS DIVISION							
(i)	AKMIDC	..	—	—	6.660	0.399	—
Total (K.A. & N.A. Div.) ..				—	0.399	—	—
E. STATES AND FRONTIER REGIONS DIVISION							
(i)	FATA DC	..	—	—	*	4.100	—
Total (S. & F.R. Div.) ..				—	4.100	—	—
Total— MINERALS ..				174.326	234.705	50.704	27.732

* Revised Estimates are not available.


C. INFRASTRUCTURE SECTORS

(33—34)



WATER

(35—36)



W A T E R

(Abstract)

(Million Rupees)

Sl. No.	Sub-Sector	Allocation for 1983-84	Foreign Exchange Component		
			Total	Own Resources	Foreign Aid
1	2	3	4	5	6
1.	Indus Basin/Tarbela	602.040	277.400	31.400	246.000
2.	Flood Control Programme	129.000	—	—	—
3.	Canal Rehabilitation Project	275.000	275.000	—	275.000
4.	WAPDA	1718.492	498.300	11.500	486.800
	(i) Chashma Right Bank Canal	369.700	30.000	—	30.000
	(ii) Khanpur Dam	43.000	—	—	—
	(iii) Hnb Dam	34.400	—	—	—
	(iv) Accelerated Programme	1202.500	450.000	—	450.000
	(v) General Investigations	68.892	18.300	11.500	6.800
5.	On-farm Water Management	34.540	18.916	—	18.916
6.	Tubewell Subsidy	7.740	—	—	—
7.	Meteorological Services	15.090	9.600	0.100	9.500
8.	Aircraft for Survey of Pakistan	19.952	19.952	19.952	—
9.	Special Areas	107.506	—	—	—
	(i) Azad Kashmir	9.670	—	—	—
	(ii) Northern Areas	10.836	—	—	—
	(iii) Federally Administered Tribal Areas Development Corporation (FATA DC)	87.000	—	—	—
10.	Other Programmes	0.796	—	—	—
	Total (Water)	2910.156	1099.168	62.952	1036.216

WATER

(Million Rupees)

Sl. No.	Name, Location and Status of the Scheme	Total Cost (F.E.C.)	Estimated Expenditure upto June, 1982	Revised Estimates for 1982-83	Allocation for 1983-84		
					Total ADP	Foreign Exchange Component	
						Own Resources	Foreign Aid
1	2	3	4	5	6	7	8
A. MINISTRY OF WATER AND POWER							
(WAPDA)							
1.	Water Development Schemes ...	4779.130 (601.249)	1252.293	607.605	447.100	—	30.000
2.	Accelerated Programme ...	—	3559.101	842.342	1202.500	—	450.000
3.	Investigations ...	—	165.848	79.616	68.892	11.500	6.800
Total—(WAPDA) ...				1529.563	1718.492	11.500	486.800
4.	Indus Basin/Tarbela ...	—	—	1083.000	602.040	31.400	246.000
5.	Canal Rehabilitation Project ...	—	—	60.000	275.000	—	275.000
6.	Flood Control Programme ...	—	—	267.000	129.000	—	—
Total (Ministry of Water and Power) ...				2939.563	2724.532	42.900	1007.800
B. FOOD AND AGRICULTURE DIVISION							
(On-farm Water Management)							
7.	Strengthening of Federal Water Management Cell.	37.090 (9.070)	0.010	5.530	9.155	—	4.760 IDA/IFAD/
8.	Strengthening of Water Management Project Activities.	82.200 (47.123)	9.059	3.871	25.385	—	14.156
Total (O.F.W.M.) ...				9.401	34.540	—	18.916
9.	Grant for Subsidy on Tubewells ...	—	115.015	8.800	7.740	—	—
Total (Food & Agri. Division) ...				18.201	42.280	—	18.916
C. AVIATION DIVISION							
Pakistan Meteorological Department							
(On-going Schemes—Approved)							
10.	Sub Regional Research Centres ..	2.770 (0.183)	2.665	0.086	—	—	—
11.	First Class Surface Observatories ..	3.235 (0.040)	2.988	0.158	0.280	—	—
12.	First Class Surface Observatory, Larkana.	1.538 (0.052)	1.237	0.192	0.327	—	—
13.	Upper Wind Observatories (Pilot Balloon Observatories).	2.542 (0.162)	2.296	0.020	0.047	—	—
14.	Dependent Meteorological Offices and Agromet Stations.	1.696	0.700	0.430	—	—	—


(Million Rupees)

Sl. No.	Name, Location and Status of the Scheme	Total Cost (F.E.C.)	Estimated Expenditure upto June, 1982	Revised Estimates for 1982-83	Allocation for 1983-84			
					Total ADP	Foreign Exchange Component		Foreign Aid
						Own Resources		
1	2	3	4	5	6	7	8	
15.	Ground Station for receiving Weather Satellite Data (APT), Karachi.	2.212 (0.688)	1.057	0.778	0.655	—	—	
16.	Remote Recording Equipment at Lahore Airport	0.482 (0.195)	0.278	0.172	0.187	—	—	
17.	Remote Recording Equipment at Karachi Airport	5.794 (1.650)	2.234	0.500	0.467	—	—	
18.	Remote Recording Equipment at Nine Airports ..	5.060 (1.430)	0.883	0.840	0.795	—	—	
19.	Provision of additional Met. facilities in Northern Regions	13.522 (2.800)	4.115	1.655	1.075	—	—	
20.	Weather Surveillance Radar at Lahore Airport ..	4.780 (1.988)	4.226	0.344	0.094	—	—	
21.	Weather Surveillance Radar (Quantitative Precipitation Measurement Radar) Station at Sialkot & Satellite Readout Station at Lahore	15.134 (8.524)	11.752	0.774	0.935	—	—	
22.	Development of River Flow & Flood Forecasting Techniques (Flood Forecasting and Warning Centre, Lahore)	11.357 (7.146)	8.041	0.761	1.075	—	—	
23.	Seismic Observatory at Khuzdar	1.923 (0.240)	0.743	0.925	0.655	—	—	
24.	Establishment of Agromet Centres (Un-app.)	10.560 (5.119)	—	—	2.000	—	—	
25.	Institute of Meteorology & Geophysics, Karachi (Un-app.)	6.500	—	0.800	0.935	—	—	
26.	Pilot Balloon Observatory (PBO), Sialkot (Un-app.)	1.500 (0.100)	0.163	0.530	0.514	0.100	—	
27.	Pilot Balloon Observatory (PBO), Drosh (Un-app.)	2.507	—	0.516	1.122	—	—	
28.	Construction of Observatory building and residential accommodation at Murree (Un-app.)	2.624	—	0.860	0.748	—	—	
29.	Air Pollution Station, Chitral (Un-app.)	0.320 (0.100)	—	0.055	0.187	—	—	
30.	Provision of Sanitary Installation & Water Supply arrangements at PBO, Jhelum. (Un-app.)	0.187	—	0.172	0.047	—	—	
31.	Boundary wall around residential quarters at PBO, Khanpur (Un-app.)	0.096	—	0.086	0.047	—	—	
32.	Construction of Category II Bungalow for Director, Regional Met. Centre, Lahore (Un-app.)	0.414	—	0.430	0.094	—	—	
33.	Construction of Library Block at Upper Atmospheric Research Station, Peshawar (Un-app.)	0.226	—	0.215	0.234	—	—	

(Million Rupees)


Sl. No.	Name, Location and Status of the Scheme	Total Cost (F.E.C.)	Estimated Expenditure upto June, 1982	Revised Estimates for 1982-83	Allocation for 1983-84		
					Total ADP	Foreign Exchange Component	
						Own Resources	Foreign Aid
1	2	3	4	5	6	7	8
34.	Regional Background Air Pollution Station at Quetta (Un-app.)	0.307 (0.101)	—	0.200	—	—	—
35.	Construction of DMO-cum-PBO building at Skardu (Un-app.)	0.500	—	0.430	0.468	—	—
36.	Establishment of a Pilot Balloon Observatory (PBO) at Hyderabad (Un-app.)	1.500 (0.300)	—	0.086	—	—	—
37.	Construction of boundary wall around Met. Complex, University Road, Karachi (Un-app.)	2.500	—	0.860	0.280	—	—
38.	Data Processing Centre, Karachi (Un-app.)	9.500 (6.000)	—	0.500	0.935	—	—
39.	Repairs of Residential Quarters and W/S & S/I arrangements at Met. Colony, Gilgit (Un-app.)	0.376	—	0.344	0.374	—	—
40.	Construction of Residential Accommodation for Surface Observatory, Bahawalpur (Un-app.)	0.722	—	0.516	0.280	—	—
41.	Re-construction of boundary wall at PBO., D. i. Khan (Un-app.)	0.241	—	0.207	0.233	—	—
Total—(Aviation Division)				14.442	15.090	0.100	9.500
D. DEFENCE DIVISION :							
Survey of Pakistan							
<i>(On-going Schemes)</i>							
42.	Multipurpose Geodic Survey Marks, Rawalpindi. (Approved).	3.430	2.180	0.060	0.215	—	—
43.	Construction of Office Building for MRIO, SOP, Rawalpindi	1.475	—	0.800	0.581	—	—
44.	Provision of Aircraft modified for Aerial Survey and Aerial Photographic Camera.	23.200 (23.200)	—	—	19.952	19.952	—
Total—(Ministry of Defence) :				0.860	20.748	19.952	—
E. KASHMIR AFFAIRS AND NORTHERN AFFAIRS DIVISION :							
(i)	Azad Kashmir			3.500	9.670	—	—
(ii)	Northern Areas.. .. .			*	10.836	—	—
Total—(K.A. & N.A. Div.)..				3.500	20.506	—	—
F. STATES AND FRONTIER REGIONS DIVISION :							
(i)	FATADC			*	87.000	—	—
Total—(S. & F.R. Division) ..				—	87.000	—	—
Total—WATER ..				2976.566	2910.155	62.952	1036.216

* Revised Estimates are not available.



POWER

(43—44)




POWER

(Abstract)

(Million Rupees)

Sl. No.	Sector	Provision for 1983-84	Foreign Exchange Component		
			Total	Own Resources	Foreign Aid
1	2	3	4	5	6
1.	WAPDA	5442.703	2623.045	323.072	2299.973
2.	Diesel Generation Sets in Baluchistan ..	8.600	—	—	—
3.	Small Hydel Projects in Azad Kashmir, N.A. and N.W.F.P.	9.570	—	—	—
4.	Pakistan Atomic Energy Commission ..	428.782	389.604	389.604	—
5.	Azad Kashmir	78.467	—	—	—
6.	Northern Areas	24.768	—	—	—
7.	FATA	57.000	—	—	—
Total (Power)		6049.890	3012.649	712.676	2299.973



POWER

(Million Rupees)

Sl. No.	Name, Location and Status of the Scheme	Total Cost (F.E.C.)	Estimated Expenditure up to June, 1982	Revised Estimates for 1982-83	Allocation for 1983-84			
					Total ADP	Foreign Exchange Component		Foreign Aid
						Own Resources		
1	2	3	4	5	6	7	8	
A. MINISTRY OF WATER AND POWER :								
I. WAPDA :								
	(i) Generation	—	—	1183·644	1999·603	83·072	1049·256	
	(ii) Transmission	—	—	567·864	761·040	—	521·717	
	(iii) Secondary Transmission and Grid Stations	7390·000 (1809·000)	4109·000	1466·000	1354·960	200·000	464·000	
	(iv) Distribution	5942·000 (1005·000)	3163·000	1245·000	1327·100	40·000	265·000	
	Total—(WAPDA) ..			4462·508	5442·703	323·072	2299·973	
1.	Diesel Generation Sets Baluchistan	175·000 (13·000)	117·000	40·000	8·600	—	—	
2.	Small Hydel Schemes in AK, NA and FATA	—	—	—	9·570	—	—	
	Total—(Ministry of Water & Power) ..			4502·508	5460·873	323·072	2299·973	
B. PRESIDENT SECRETARIAT :								
(PAEC)								
<i>(On-going Schemes)</i>								
3.	Chashma Nuclear Power Project 900 M.W. (App.)	16818·000 (12323·000)	165·551	126·500	402·440	387·320	—	
4.	Fuel Reprocessing Plant (Classified)	—	—	364·500				
5.	Nuclear Institute for Food and Agri., Tarnab. (App.)	7·600 17·400 (6·600)	4·738	2·147	—	—	—	
6.	IRNUM Peshawar	—	—	—	1·698	—	—	
7.	Nuclear Power Generation Training Project, Karachi. (App.)	25·492 (6·576)	23·869	0·949	0·860	—	—	
8.	Shore Protection for KANUPP. (App.)	13·500	1·483	2·500	3·440	—	—	
9.	Nuclear Medical Centre, Lahore (INMOL) (Un-app.)	O. 5·784 R. 45·902 (5·484)	—	3·200	2·284	2·284	—	
10.	PAEC Headquarter Bldg., Islamabad. (Un-app.)	52·053	—	10·282	17·200	—	—	
11.	Flat Type Residl. Colony for PAEC Employees at Islamabad. (Un-app.)	51·000	—	1·000	—	—	—	
12.	Ancillary Works and Services for PINSTECH. (Un-app.)	22·315	—	1·000	—	—	—	
13.	Secondary Standard Desimetry Laboratory at PINSTECH.	1·313	1·303	0·130	—	—	—	
14.	Bio-Saline Research Sub-Stn. at NIAB Faisalabad	1·847	1·537	0·310	—	—	—	
15.	Providing wards and essential services at (IRNUM), Peshawar	1·930	—	1·930	—	—	—	


(Million Rupees)

Sl. No.	Name, Location and Status of the Scheme	Total Cost (F.E.C.)	Estimated Expenditure upto June, 1982	Revised Estimates for 1982-83	Allocation for 1983-84		
					Total ADP	Foreign Exchange Component	
						Own Resources	Foreign Aid
1	2	3	4	5	6	7	8
16.	Provision of Sui Gas link roads and other amenities at NIAB Redl. Colony (New Scheme)	1.551	—	1.551	—	—	—
17.	Residl. Colony for NIAB, Faisalabad. (Un-app.)	29.637	—	—	0.860 (Token Provision)	—	—
18.	Providing additional facilities & essential services at IRNUM, Peshawar	—	—	—	—	—	—
Total—(President Secretariat)				515.999	428.782	389.604	—
C. KASHMIR AFFIARS AND NORTHERN AFFIARS DIVISION :							
(i)	Azad Kashmir	—	—	90.000	78.467	—	—
(ii)	Northern Areas	—	—	*	24.768	—	—
Total—(KA & NA Div.)				90.000	103.235	—	—
D. STATES AND FRONTIER REGIONS DIVISION :							
(i)	FATA	—	—	31.421	57.000	—	—
Total—(S. & F.R. Div.)				31.421	57.000	—	—
Total — POWER				5139.928	6049.890	712.676	2299.973

*Revised Estimates are not available.

FUELS

(49-50)




FUELS
(Abstract)

(Million Rupees)

Sl. No.	Sub-sector	Allocation for 1983-84	Foreign	Exchange	Component
			Total	Own Resources	Foreign Aid
1	2	3	4	5	6
1.	Oil and Gas Development Corporation	1434.660	919.000	500.000	419.000
2.	Petroleum Concessions	408.339	310.190	310.190	—
3.	Gas Operations	195.088	—	—	—
Total (FUELS)		2038.087	1229.190	810.190	419.000

(51-52)



FUELS

(Million Rupees)


Sl. No.	Name, Location and Status of the Scheme	Total Cost (F.E.C.)	Estimated Expenditure upto June, 1982	Revised Estimates for 1982-83	Allocation for 1983-84					
					Total ADP	Foreign Exchange Component				
						Own Resources	Foreign Aid			
1	2	3	4	5	6	7	8			
A. MINISTRY OF PETROLEUM AND NATURAL RESOURCES										
I. Oil and Gas Development Corporation										
<i>(On-going Schemes)</i>										
1.	Development of Oil and Gas Resources Project. (Un-app.)	8488.000 (2862.000)	2472.000	390.000	}					
2.	Too Development Project	764.000 (482.000)	—	242.000						
3.	Pirkoh Development Project Phase-I	705.000 (409.000)	156.000	295.000						
4.	Modernization of Drilling, Well-logging Production Equipment Project	109.000 (82.000)	80.000	16.000						
5.	CIDA Support Programme	251.000 (184.000)	69.000	54.000						
6.	Joint Ventures	897.000 (200.000)	286.000	179.000						
<i>(New Schemes)</i>								1434.660	500.000	419.000
7.	Toot LPG Plant. (Un-app.)	29.000 (23.000)	—	—						
8.	Pirkoh Development Project Phase-II. (Un-app.)	934.000 (510.000)	—	—						
9.	Dhodak Development Project Phase-II. (Un-app.)	843.000 (503.000)	—	—						
10.	Exploration Project. (Un-app.)	1303.000 (790.000)	—	—						
11.	Modernization and Up-gradation of Drilling Equipment Project (Un-app.)	1845.000 (1477.000)	—	—						
12.	Construction of OGDC Office Building (Un-app.)	88.000 (13.000)	—	—						
Total (OGDC) ...				1176.000				1434.660	500.000	419.000
II. Director-General (Development)										
13.	Pak. Stanvac	413.300	150.130	67.875				103.896	52.190	—
14.	Union Texas	—	63.389	260.000	258.000	258.000	—			

(Million Rupees)

Sl. No.	Name, Location and Status of the Scheme	Total Cost (F.E.C.)	Estimated Expenditure upto June, 1982	Revised Estimates for 1982-83	Allocation for 1983-84			
					Total ADP	Foreign Exchange Component		8
						7	Own Resources	
1	2	3	4	5	6	7	8	
15.	Pak. Shell Met. Dev. B. V.	—	24.630	0.153	4.300	—	—	
16.	Pak. Petroleum Ltd. (Share Capital) ..	—	66.493	52.516	—	—	—	
17.	Pak. Oil Fields Ltd. (Share Capital) ..	—	54.219	16.266	—	—	—	
18.	Occidental Pak. Inc.	—	—	—	42.140	—	—	
19.	Pak. Hunt Petroleum Development ..	—	12.795	0.003	0.003	—	—	
20.	Pakistan Texas Gulf Inc.	—	—	—	—	—	—	
Total (DG—Development)				396.813	408.339	310.190	—	
III. Director-General (Gas)								
<i>(On-going Schemes)</i>								
21.	Quetta Natural Gas Distribution Project. (Phase-I)	196.838 (35.149)	—	70.000	} 195.088	—	—	
22.	Quetta Natural Gas Distribution Project. (Phase-II)	24.522 (4.028)	—	10.788				
23.	Sui Field Village Natural Gas Distribution Project	4.793 (0.424)	—	2.035				
24.	Sui Northern Gas Pipelines Ltd. (Project-V) (Revised PCI received)	2460.000 (863.000)	9.000	144.000				
25.	Feasibility study of coal gas injection in Sui Pipeline. (PC. II)	10.000	—	—				
Total—(D.G.—Gas)				226.823	195.088	—	—	
Total—FUELS ..				1799.636	2038.087	810.190	419.000	

TRANSPORT AND COMMUNICATIONS

(55-56)




TRANSPORT AND COMMUNICATIONS

(Abstract)

(Million Rupees)

Sl. No.	Sub-Sector	Provision for 1983-84	Foreign	Exchange	Component
			Total	Own Resources	Foreign Aid
1. Communications :					
(i)	Telegraph and Telephones	1646.672	867.654	470.000	397.654
(ii)	Special Communications Organisation	23.736	14.530	14.530	—
(iii)	Post Offices	60.200	—	—	—
2. Transport :					
(i)	Ports and Shipping	181.702	128.455	108.300	20.155
(ii)	Roads, Bridges and Highways	639.652	100.000	—	100.000
(iii)	F.W.O.	24.102	—	—	—
(iv)	Railways	1442.220	505.635	32.635	473.000
(v)	Civil Aviation	322.500	60.102	60.102	—
(vi)	Airport Security Force	21.500	3.500	3.500	—
3.	Transport Research Programmes/Transport Plan	3.322	1.000	—	1.000
4.	Special Areas :	271.701	—	—	—
	a. Azad Kashmir	107.001	—	—	—
	b. Northern Areas	38.700	—	—	—
	c. FATA	126.000	—	—	—
<hr/>					
Total (Transport & Communication)		4637.305	1680.876	689.067	991.809



TRANSPORT AND COMMUNICATIONS

(Million Rupees)

Sl. No.	Name, Location and Status of the Scheme	Total Cost (F.E.C.)	Estimated Expenditure upto June, 1982	Revised Estimates for 1982-83	Allocation for 1983-84		
					Total ADP	Foreign Exchange Component	
						Own Resources	Foreign Aid
1	2	3	4	5	6	7	8
A. MINISTRY OF COMMUNICATIONS							
I. Telegraph & Telephone Department							
1.	Local Telephone System and gateway exchanges	5623.820 (1576.450)	1858.940	710.450	818.337	—	—
2.	Coaxial Cable System	260.670 (72.860)	93.870	32.280	78.167	—	—
3.	Trunk exchanges & S.T.D.	387.720 (142.930)	108.340	73.890	48.325	—	—
4.	Long distance Network (VFT/PCO's. open wire lines and carrier system) other than carrier Coaxial.	487.100 (169.000)	173.400	90.650	109.134	—	—
5.	Telegraph Projects (Gentex Teleprinters Telex.)	410.080 (186.530)	134.530	78.000	103.387	—	—
6.	Microwave System	1137.060 (516.330)	384.130	186.980	142.504	—	—
7.	VFT and other Radio System	315.680 (179.390)	64.720	43.110	79.435	—	—
8.	Requirements of other Deptts./Agencies	278.760 (124.530)	163.380	73.840	34.899	—	—
9.	Training and Research	168.250 (100.600)	103.850	10.870	28.178	—	—
10.	Factories, Workshops and Store Organizations	2.180 (0.200)	1.060	1.120	—	—	—
11.	Building and Quarters	37.710	16.570	16.170	4.176	—	—
12.	Replacement, Improvement Welfare Amenities and other Misc. Works.	424.88 (144.320)	67.000	66.360	117.981	—	—
	Total (On-going works)			1383.720	1564.523		
	Total (New Schemes)			46.280	56.945	—	—
	Minor works			20.000	25.204		
	Total (T & T Deptt.)			1450.000	1646.672	470.000	397.654

(Million Rupees)

Sl. No.	Name, Location and Status of the Scheme	Total Cost (F.E.C.)	Estimated Expenditure upto June, 1982	Revised Estimates for 1982-83	Allocation for 1983-84		
					Total ADP	Foreign Component	
						Exchange Resources	Foreign Aid
1	2	3	4	5	6	7	8
II. Special Communications Organisation							
1.	Providing Trunk facilities in NA, Gilgit and Baltistan.(App.)	54.120 (5.030)	50.291	9.790	4.300	2.700	—
2.	Establishment of UHF Links to connect District HQs, Muzaffarabad and with each other in AJ&K.(App.)	15.170 (5.260) 2.500	10.785	1.429 9.000	1.720	1.600	—
3.	Providing Local and Long distance Telecommunication facilities to other Deptt. in NA. (App.)	(1.250)					
4.	Providing of Six PCOs in each District of Pakistan. (App.)	7.500 (3.000)	4.095	3.736	—	—	—
5.	Expansion and Improvement of Telecommunication facilities in AJ&K. (App.)	56.768 17.983	—	0.100	9.976	6.000	—
6.	Expansion and Improvement of Telecommunication facilities in NA, Gilgit and Baltistan (Un-App.)	54.530 (15.220)	—	—	7.310	4.000	—
7.	Provision of Nationwide Dialling facilities to Mirpur, AJ&K. (App.)	2.100 (1.100)	—	1.100	0.430	0.230	—
Total (S.C.O.) ...				25.155	23.736	14.530	—
III. Post Offices							
<i>(On-going Schemes)</i>							
8.	30 PO Bldgs. and 181 residential qtrs. (Approved)	50.300	27.525	12.000	8.600	—	—
9.	24 PO Bldgs. and 150 residential qtrs. (Approved)	40.100	20.451	3.000	8.600	—	—
10.	63 PO Bldgs. and 464 residential qtrs. including purchase of plots and bldgs. POs in the country. (Approved)	81.000	—	41.000	8.600	—	—
11.	Unforeseen Minor work	4.000	—	4.000	3.440	—	—
Total (On going) ...				60.000	29.240	—	—
<i>(New Schemes)</i>							
12.	158 PO Bldgs. and 440 residential qtrs. (Un-App.).	135.000	—	—	17.200	—	—
13.	Purchase of plots and Bldgs. for Post Offices. (Un-App.).	5.000	—	—	4.300	—	—
14.	Unforeseen Minor works (Un-App.)	5.000	—	—	4.300	—	—
15.	Purchase of vehicles and Manufacture of Rly Vans.	7.000	—	—	5.160	—	—
Total (New Schemes) ..				—	30.960	—	—
Total (Post Offices) ..				60.000	60.200	—	—

(Million Rupees)

Sl. No.	Name, Location and Status of the Scheme	Total Cost (F.E.C.)	Estimated Expenditure upto June, 1982	Revised Estimates for 1982-83	Allocation for 1983-84		
					Total ADP	Foreign Exchange Component	
						Own Resources	Foreign Aid
1	2	3	4	5	6	7	8
IV. Ports & Shipping							
(Port Qasim Authority)							
<i>Harbour</i>							
16.	Dredging						
	(i) Contractual dredging	1,455.280	852.189	—			
	(ii) Procurement of dredger	1,720.490	—	—			
17.	Navigational Aids	230.750 138.200	116.021	—			
18.	Floating craft	216.360 167.540	206.951	—			
<i>Terminal</i>							
19.	Multipurpose Terminal	1,335.790 452.190	871.303	—			
20.	Steel Mill Terminal	409.970 (220.160)	412.596	—	174.820	106.300	20.155
<i>Ancillary Facilities</i>							
21.	Road & Rail Access	239.040	173.224	—			
22.	Utility connections	121.560	80.307	—			
23.	Repair and Maintenance facilities	63.770	20.805	—			
24.	Administration and Residential facilities	358.000	30.757	—			
25.	Engineering	294.570	188.676	—			
26.	Land	370.220	248.798	—			
<i>Miscellaneous</i>							
27.	Basic Studies project contingencies	396.830 (18.960)	435.009	—			
	Total (PQA)		593.408	174.820	106.300	20.155	
28.	Gwadar Fish Harbour Project	363.00 (292.5)	76.7	5.000	4.300	2.000	—
29.	Light House	—	—	—	0.860	—	—
30.	Marine Academy	—	—	—	1.720	—	—
	Total (D: G. P&S)		598.408	181.700	108.300	20.155	
V. National Highways, Roads & Bridges							
(MAJOR SCHEMES)							
PUNJAB							
31.	Const. of Ghazi Ghat Bridge (Approved)	260.019	164.526	73.570	22.907	—	—
32.	Const. of new C/Way, mile 3/2-37/0 of G.T. Road (Approved).	121.932	101.060	22.540	—	—	—
33.	Providing carpetted dual C/Way from mile 169/4-201-4 COAS House Rwp-Chablat including Harro Bridge (Approved).	O. 116.017 R. 180.000	54.000	29.600	23.643	—	—

(Million Rupees)

Sl. No.	Name, Location and Status of the Scheme	Total Cost (F.E.C.)	Estimated Expenditure upto June, 1982	Revised Estimates for 1982-83	Allocation for 1983-84		
					Total ADP	Foreign Exchange Component	
						Own Resources	Foreign Aid
1	2	3	4	5	6	7	8
34.	Widening & Imp. of N-5 from Channi Goth to Trinda Mohammad Panna, mile 47/0-55/4. (Approved).	11.017	5.001	6.110	—	—	—
35.	Gujranwala By-Pass (Approved) O. R.	41.840 48.830	44.465	—	2.418	—	—
	Total (Punjab) ..			131.820	48.968	—	—
SIND							
36.	Special Repairs Karachi-Hyderabad Super Highway (Approved)	O. 124.000 R. 225.000	34.885	35.000	43.000	—	—
37.	W/R of Karachi-Hubchowki Mile 9-14/2 (N-25). (Un-Approved)	11.597	—	—	2.687	—	—
38.	W/R of NH, Mile 0-6/5 (N-65) in Sukkar Distt. (Un-Approved)	7.000	—	—	3.761	—	—
	Total (Sind) ..			35.000	49.448	—	—
N.W.F.P.							
39.	Const. of dual C/Way Nowshera-Peshawar. (Approved).	132.384 (14.703)	31.157	30.000	34.400	—	—
40.	Imp. & B/Topping of Darazinda Mughalkot Rd. Mile 9-43 (35 miles).	26.693	17.482	5.000	—	—	—
41.	Const. of D.I. Khan—Darya Khan Bridge (Approved).	386.300 (44.00)	144.538	70.000	60.200	—	—
42.	Providing Overlay on NH (N-5) Nowshera-Peshawar (Un-Approved)	30.113	4.000	—	8.658	—	—
43.	D. I. Khan to Dhanasar N.W.F.P. portion (N-50) (Un-Approved).	72.263	—	—	7.523	—	—
44.	Const. of 5 bridges on Peshawar-Charsada Road (Un-Approved).	50.000	—	—	5.373	—	—
45.	Const. of overhead bridge over Railway crossing at Amangarh near Nowshera (Unapproved).	23.498	—	—	2.687	—	—
	Total (N.W.F.P.) ..			105.000	118.841	—	—
BALUCHISTAN							
46.	Purali bridge (Approved)	24.140	13.997	5.640	—	—	—
47.	Imp. of Quetta-Sibi Section (N-65) (Approved).	71.820	6.554	19.434	10.747	—	—
48.	Const. of N-50 from D.I. Khan to Kuchlak (Baluchistan portion) (Un-App.).	270.000	—	8.000	10.747	—	—

(Million Rupees)

Sl. No.	Name, Location and Status of the Scheme	Total Cost (F.E.C.)	Estimated Expenditure upto June, 1982	Revised Estimates for 1982-83	Allocation for 1983-84		
					Total ADP	Foreign Exchange Component	
						Own Resources	Foreign Aid
1	2	3	4	5	6	7	8
49.	Imp. of Quetta-Chaman Road, Mile 15-69 (N-25) (Un-Approved).	34.672	—	5.000	8.060	—	—
50.	Imp. of N-65 in Nasirabad Distt. (Un-approved).	20.100	—	3.000	5.373	—	—
51.	Const. of Said Hamid Lora Bridge (N-25). (Approved).	11.391	—	6.000	2.897	—	—
52.	Sui Kashmore (1/3 Share of Federal Govt.) (Approved).	47.000	—	1.000	8.436	—	—
53.	Const. of 5 Bridges on Bela-Kanar (Un-approved).	12.700	—	—	2.687	—	—
54.	Naukundi - Tuftan Road	721.000	—	—	10.747	—	—
Total (Baluchistan)				59.694	59.694	—	—
IIIrd HIGHWAY							
55.	Third Highway Project (Projects—1, 2, 3, 4 & 7) (Approved)	645.958 (101.560)	214.892	150.000	229.000	—	100.000 (IDA)
Total (IIIrd Highway)				150.000	229.000	—	100.000
OTHER SCHEMES							
56.	Second Carriage-way	—	—	—	60.200	—	—
57.	Traffic Count Programme. (approved)	6.900	4.028	1.000	0.537	—	—
58.	Installation of Traffic Signs on N-25, N-35 and N-50. (Un Approved)	3.000	—	1.000	1.075	—	—
59.	Restoration of Rain/Flood damaged on NH (Bulk Provision) (Un-App.)	5.000	—	—	2.687	—	—
60.	Feasibility study addl. carriageway Hyderabad Lahore, Gujranwala Rawalpindi and Chablat to Nowshera (N-5) and Bridges over Sutlaj, Chenab, Ravi, Jhelum and Indus. (Un-approved.)	60.000	—	—	8.060	—	—
Total (Other Schemes)				2.000	72.559	—	—
NATIONAL LOGISTIC CELL (NLC)							
N L C Priority Roads		32.000	—	32.000	—	—	—
62.	Approach Road of Adam Wahan Bridge	5.430	—	5.430	—	—	—
63.	Bahawalpur-Ahmedpur East Road, KM 49. 5-51 (2.5 KM)	6.000	—	6.000	—	—	—
64.	Imp. of Road from Jhatpat to Muttal	5.000	—	5.000	—	—	—
65.	Feasibility study of Sibi-Talli-Rakhni D.G. Khan Road.	7.240	—	7.240	—	—	—
66.	Stargate-Landhi-Bin Qasim Road	25.000	—	—	21.500	—	—
67.	Purchase of Bulldozer for Baluchistan	1.987	—	1.987	—	—	—
Total (NLC Schemes)				57.657	21.500	—	—
Total (Major Schemes)				529.551	600.010	—	100.000

(Million Rupees)

Sl. No.	Name, Location and Status of the Scheme	Total Cost (F.E.C.)	Estimated Expenditure upto June, 1982	Revised Estimates for 1982-83	Allocation for 1983-84		
					Total ADP	Foreign Exchange Component	
						Own Resources	Foreign Aid
1	2	3	4	5	6	7	8
MINOR SCHEMES :							
PUNJAB :							
68.	Const. of overhead Bridge in mile 94 of GT Road. (Approved)	3.827	—	3.827	—	—	—
69.	Providing stone pitching to overhead bridge on Gujrat by-pass near Bhimber Nullah. (approved).	2.051	—	2.051	—	—	—
70.	R&R of NH mile 449/4 to 452/0 (Approved).	3.354	—	1.155	1.182	—	—
71.	Const. of Police Barracks, Watch Room on River Ravi, Chanab & Jhelum Bridges. (Approved)	0.575	—	0.575	—	—	—
72.	Imp. of N-5 from mile 65- to 102 (Approved).	2.852	—	2.852	—	—	—
73.	R & R. of NH mile 473/4- 474/4 (N-5). (Approved).	1.081	—	1.081	—	—	—
74.	SR to Battery of Culverts in mile 88/3 on N-5. (Approved).	0.133	—	0.134	—	—	—
75.	Restoration of Flood damages on N-5 LMQ Road including mile 735 near Okara. (Approved).	1.806	—	1.806	—	—	—
76.	Redecking of Battery of Culverts on existing GT Road (N-5) in mile 6/1. (App.)	0.250	—	0.250	—	—	—
77.	Extension of Bridge in mile 217/7 in Attock Distt. (Approved).	1.182	—	0.182	—	—	—
78.	Providing overlay on N-5, mile 210. 25 to 207.00 Attock Distt. (Approved).	2.703	—	—	1.452	—	—
79.	Imp. of N-5 from mile 143/5 to 165/5 Rawalpindi Distt. (Approved).	0.663	—	—	0.356	—	—
80.	Imp. of N-5 by const. of retaining walls, drains, breast walls & culverts in mile 105, 115, 119, 120, 122, 133 & 135 (Near Jhelum). (Un-approved).	4.000	—	—	2.149	—	—
81.	Reconstruction of two old Arch Bridge in mile 129 on N-5 Near Jhelum.	4.000	—	—	2.150	—	—
82.	Widening of existing Swan bridge in mile 176 (N-5) (Un-approved).	3.000	—	—	1.612	—	—
83.	Construction of Bridge over Rahimyar Khan Branch Canal on N-5 mile 473/6 (Un-approved).	O 3.222 R 3.667	—	—	1.970	—	—
84.	Widening & Imp. of Two Bridges in mile 673 and 714 in Sahiwal Distt.	1.210	—	—	0.650	—	—
Total (Punjab)				13.913	11.521	—	—

(Million Rupees)

Sl. No.	Name, Location and Status of the Scheme	Total Cost (F.E.C.)	Estimated Expenditure upto June, 1982	Revised Estimates for 1982-83	Allocation for 1983-84		
					Total ADP	Foreign Exchange Component	
						Own Resources	Foreign Aid
1	2	3	4	5	6	7	8
S I N D							
85.	Reconditioning of NH mile 206-208-209,211/4 (N-5). (Approved).	4.625	—	4.625	—	—	—
86.	Recondg. of NH, mile 190-191, 192/2 (N-5) (Approved).	1.971	—	1.971	—	—	—
87.	PC-II for additional carriageway between Karachi-Hyderabad-Moro. (App.).	4.500	—	4.500	—	—	—
88.	PC-II for Bridge over river Indus near Kotri Barrage (App.).	4.000	—	4.000	—	—	—
89.	Recondg. of NH. mile 380-403/1 (N-5). (Approved).	3.539	—	2.300	—	—	—
90.	W/R of NH, mile 136/4-138/4 (N-5). (Approved).	1.823	—	1.000	0.442	—	—
91.	W/R of NH, mile 127/7-125/2, 127/8-128/0 and 129-134/5(N-5). (Approved).	3.649	—	1.200	1.316	—	—
92.	W/R of NH, mile 181-185 (N-5). (Approved).	3.935	—	1.300	1.416	—	—
93.	Recondg. of NH, mile 216/4-247/3 (N5). (Approved).	2.838	—	1.000	0.988	—	—
94.	Recondg. of NH, mile 249-265 (N-5). (Approved).	3.098	—	1.000	1.127	—	—
95.	Recondg. of NH, mile 276-286 (N-5). (Approved).	3.234	—	1.000	1.200	—	—
96.	W/R of NH, mile 3/7-6/5 (N-5). (Approved).	2.288	—	1.000	—	—	—
97.	Widening. & Recondg. of NH, mile 39-42 (N-65). (Approved).	4.900	—	1.104	2.040	—	—
98.	W/R of NH, mile 163/4-164 (N-5). (Unapproved).	0.728	—	—	0.391	—	—
99.	Recondg. of NH, mile 192/2-193/2, 195-196, 198/200. (N-5). (Unapproved).	4.400	—	—	1.857	—	—
100.	Recondg. of NH, mile 352-354, 357-358 (N-5) (Un-approved).	3.680	—	—	1.977	—	—
101.	Recondg. of N,H. mile 381/4 382/4, 389/0-390/4 (N-5). (Un-approved).	3.750	—	—	2.015	—	—
102.	Const. of Bridge over Begari Canal mile 33/7 (N-65).(Un-approved).	1.500	—	—	0.806	—	—
103.	Recondg. of NH, mile 364-366 (N-5). (Un-approved).	3.048	—	—	1.638	—	—
				Total (Sind)	26.000	17.213	—
N. W. F. P.							
104.	Imp. & Widening of road and Bridge in mile 8-9/5 Peshawar-Jamrud Section (Approved).	1.162	—	1.066	0.052	—	—
105.	Imp. & B/Topping of Darazinda to Moghalkot road Section Zam Tower Daraban (8 miles) (Approved).	4.783	—	4.783	—	—	—

(Million Rupees)

Sl. No.	Name, Location and Status of the Scheme	Total Cost (F.E.C.)	Estimated Expenditure upto June, 1982	Revised Estimates for 1982-83	Allocation for 1983-84		
					Total ADP	Foreign Exchange Component	
						Own Resources	Foreign Aid
1	2	3	4	5	6	7	8
106.	Const. of Bridge over Sawan Nullah in mile 21/4 DI Khan-Daraban Road (Approved).	9.043	—	7.026	1.507	—	—
107.	Feasibility study and design of Peshawar Bye-pass (Approved).	1.312	—	1.000	—	—	—
108.	Feasibility study and design of Bridge over River Indus at Khushalgarh. (Un-approved).	1.274	—	1.000	—	—	—
109.	Feasibility study and designs of two bridges on Kohat Bannu-D.I. Khan Road over Kurram and Ghambila River. (Approved).	0.847	—	1.000	—	—	—
110.	Feasibility study and design of Bridges on Peshawar-Charsada Road. (App.).	1.000	—	0.800	—	—	—
111.	Feasibility study of an overhead Bridge over Railway crossing at Amanarh near Nowshera. (Approved).	0.385	—	0.325	—	—	—
112.	Special Repair of Flood damages to Jamrud-Torkham Road. (N-5). (App.).	1.000	—	1.000	—	—	—
113.	Repair of Flood damages to D.I. Khan-Daraban Road (N-50). (Approved).	2.000	—	2.000	—	—	—
114.	Feasibility study of Nowshera Bye-pass Road. (Un-approved).	0.800	—	—	0.430	—	—
115.	Reconst. of 21 damaged culverts/footpaths and side drain from Jarikass to Qalanderabad (From Km 14.3-85.5 in reaches (N-35). (Un-approved).	3.000	—	—	0.516	—	—
Total (NWFP) ...				20.000	2.505	—	—
BALUCHISTAN							
116.	Recondg. & Redecking of damaged structures, mile 68-86 (N-50). (App.).	4.667	—	2.667	1.075	—	—
117.	Recondg. & Redecking of damaged structures, mile 100-176 (N-50). (App.).	4.751	—	1.400	1.800	—	—
118.	Widening. & Strengthening of 3 miles at Kan-Mehtarazai (N-50).	3.158	—	1.000	1.181	—	—
119.	Imp. of Quetta-Chaman Road mile 6-15 (N-25). (Approved).	13.708	—	4.570	—	—	—
120.	Const. of Naka Khairi Bridge in mile 34/4 of N-25. (Approved).	3.089	—	2.000	0.585	—	—
121.	Const. of 3x60' span Bridge on Bela-Kannar Road (N-25). (Approved).	1.871	—	1.870	—	—	—
122.	Feasibility study for 3 bridges in mile 193-340 (N-25). (Approved).	0.500	—	0.500	—	—	—
123.	Realignment & Reconst. of portion of 2 miles (269-271 N-25). (Un-approved).	3.000	—	—	1.612	—	—

(Million Rupees)

Sl. No.	Name, Location and Status of the Scheme	Total Cost (F.E.C.)	Estimated Expenditure upto June, 1982	Revised Estimates for 1982-83	Allocation for 1983-84			
					Total ADP	Foreign Exchange Component		Foreign Aid
						Own Resources		
1	2	3	4	5	6	7	8	
124.	Recondg. of 5 miles Road (Miles 366-371) of N-25. (Un-approved)	4.000	—	—	2.150	—	—	
125.	Quetta-Zhob Road, mile 202-206 (N-50). (Token allocation).	2.960	2.628	1.643	—	—	—	
Total (Baluchistans)				15.650	8.403	—	—	
Total (Minor Schemes)				75.653	39.642	—	—	
Total (National Highways/Roads and Bridges)				605.114	639.652	—	100.000	
VI. Frontier Works Organization (FWO)								
<i>(On-going Schemes)</i>								
✓ 126.	K. K. H. Skardu Road. (Approved)	0.461.430	402.149	67.594	—	—	—	
		R. 530.371 (112.4864)						
✓ 127.	Chakdara-Chitral Road. (Approved)	521.932	408.418	1.594	17.200	—	—	
✓ 128.	Bagh-Sudhan Gali-Chikar Road. (Approved)	78.938 (19.920)	57.347	19.081	2.554	—	—	
✓ 129.	Dhulli-Aliabad Road	0.54.676	40.783	11.731	2.156	—	—	
		R. 94.559 (4.950)						
Total (On-going Schemes)				100.000	21.910	—	—	
<i>(New Scheme)</i>								
130.	Minor Schemes (N-35). (Un-approved)	5.000	—	—	2.192	—	—	
Total : (F.W.O.)				100.000	24.102	—	—	
Total (Ministry of Communications)				2838.677	2576.062	592.830	517.809	
B. MINISTRY OF RAILWAYS								
131.	New Line Constructions	158.080 (31.415)	42.462	1.302	1.377	—	—	
132.	Feasibility Studies	3.935 (3.400)	1.449	4.062	0.012	—	—	
133.	Track Rehabilitation	6307.365 (2021.500)	1141.845	339.300	328.173	7.210	62.055 (UK/KFW)	
134.	Bridge and Civil Engineering Works	459.184 (12.422)	95.418	30.440	54.152	—	—	
135.	Marshalling Yard, Pipri	297.580 (67.260)	93.673	2.735	0.184	—	—	

(Million Rupees)

Sl. No.	Name, Location and Status of the Scheme	Total Cost (F.E.C.)	Estimated Expenditure upto June, 1982	Revised Estimates for 1982-83	Allocation for 1983-84			
					Total ADP	Foreign Exchange Component		
						Own Resources	Foreign Aid	
1	2	3	4	5	6	7	8	
136.	Line Capacity Works and Freight Terminal Facilities.	503.271 (122.000)	110.172	12.339	39.622	—	—	
137.	Telecommunication, Related Signalling and Other Signalling Works.	2158.314 (899.322)	543.197	267.281	39.389	7.520	—	
138.	Plant and Machinery and Facilities for Workshops, Sheds and Depots.	407.476 (21.920)	169.056	44.963	55.069	8.270	—	
139.	Locomotive factory	895.000 (293.000)	1.144	16.855	—	—	—	
140.	Makli & Jhampir siding ..	57.000 (1.500)	45.180	3.964	5.537	0.235	—	
141.	Oil Yard, Mahmud Kot ..	40.152	31.552	2.000	2.754	—	—	
142.	Electric Traction ..	1382.845 (788.319)	—	0.200	10.096	3.400	—	
143.	Electrical Projects ..	179.793 (104.500)	3.700	10.699	10.638	0.700	—	
144.	Technical Assistance and Staff Training	20.000 (20.000)	6.436	3.431	0.459	—	—	
145.	Motive Power & Rolling Stock ..	5573.983 (2789.566)	1728.571	706.014	846.058	5.300	362.245	
146.	G.M. Production's Office and Staff quarters	34.000	—	—	—	—	—	
147.	Works of 11th Railway Project ..	947.900 (480.900)	—	16.362	48.700	—	48.700	
Total (Ministry of Railways)					1461.947	1442.220	32.635	473.000
C. AVIATION DIVISION								
I. Civil Aviation								
<i>(On-going Schemes)</i>								
Islamabad								
148.	Construction of Additional Bays for two Jumbo Jet Aircraft.	10.742	4.243	6.499	—	—	—	
149.	Interim Improvement in Terminal Building							
	(a) Additions/Alterations of Electrical Works and Conveyer belts. Rs. (3.747 Million).							
	(b) Addition/Alterations in Terminal Building (Rs. 4.914 Million).	19.910	13.064	6.846	1.150	—	—	
	(c) New Constructions/and Air-Conditioning (Rs. 7.916 Million).							
	(d) Const. of Car Park i/c illumination. (Rs. 3.253 Million)							
150.	Construction of apron	4.830	3.175	1.055	—	—	—	
151.	Joint filling of Runway Apron and Taxiway	0.507	—	0.500	0.007	—	—	
152.	Feasibility study for siting of new Islamabad International Airport (PC-II).	0.500	—	0.500	—	—	—	
153.	Augmentation of water supply arrangements	1.253	—	1.263	—	—	—	

(Million Rupees)

Sl. No.	Name, Location and Status of the Scheme	Total Cost (F.E.C.)	Estimated Expenditure upto June, 1982	Revised Estimates for 1982-83	Allocation for 1983 \$4		
					Total ADP	Foreign Exchange Component	
						Own Resources	Foreign Aid
1	2	3	4	5	6	7	8
154.	Strengthening and water proofing of existing porch.	0.399	—	0.399	—	—	—
155.	Provision of Security Cabin, Ablution/Prayer room in VIP Lounge.	0.075	—	0.075	—	—	—
156.	Improvement of existing car Park, storm water drainage & payment of Army Land.	4.380	—	4.380	—	—	—
157.	Re-construction of Chirrah Road	0.220	—	0.289	—	—	—
158.	Construction of Flight Information Centre and Operation Centre.	4.500	—	0.500	4.045	—	—
159.	PIA Cargo Complex	3.835	—	3.835	—	—	—
160.	Strengthening of link taxiway	4.630	2.463	2.167	—	—	—
161.	Construction of concourse Hall for visitors and replacement of under capacity and faulty generator at Islamabad.	3.980	3.518	—	0.462	—	—
Lahore :							
162.	Establishment of Lahore Cantt. International Airport (Runway Lights).	47.790 (14.745)	31.231	4.000	—	—	—
163.	Residential Accommodation for Operational Staff at Lahore Airport.	7.353	—	2.172	5.181	—	—
164.	Interim improvement in Terminal building						
	(a) Construction of Concourse Hall for visitors (Rs. 4.927 Million)						
	(b) Construction of Car Park and link road (Rs. 3.182. Million)						
	(c) Additions/Alternations in T/Bldg.	29.878	13.965	13.671	2.242	—	—
	(d) New Construction & Airconditioning (Rs. 15.383 Million).						
	(e) Improvement of essential facilities (Rs. 2.130 Million).						
165.	Strengthening of Taxiways	4.100	—	1.000	3.100	—	—
166.	Provision of Security Fencing	0.735	—	0.735	—	—	—
167.	Emergent repair of Runway	4.783	—	1.000	—	—	—
168.	Filling of joints of Runway and apron	0.200	—	0.200	—	—	—
169.	Construction of drain upto Charar	6.700	—	1.500	3.000	—	—
170.	Construction of new Runway two apron for wide body aircrafts. (Un-app.).	123.697 (10.000)	—	20.000	20.000	—	—
171.	Evaluation of old Runway and feasibility study of parallel Runway	0.252	—	0.252	—	—	—
172.	Construction of Custom Warehouse.	2.385	—	1.790	0.595	—	—

(Million Rupees)

Sl. No.	Name, Location and Status of the Scheme	Total Cost (F.E.C.)	Estimated Expenditure upto June, 1982	Revised Estimates for 1982-83	Allocation for 1983-84			
					Total ADP	Foreign Exchange Component		Foreign Aid
						Own Resources		
1	2	3	4	5	6	7	8	
Karachi								
173.	New Terminal Complex (Consultancy and Study) ..	4.256 (0.720)	2.936	0.720	—	—	—	
174.	Construction of apron and Run-up Bay in front of PIA wide-bodied Aircraft Hangar. ..	66.492	58.095	6.492	1.905	—	—	
175.	Interim improvement in Terminal Building ..	22.138	8.146	10.081	3.911	—	—	
	(a) Widening and Improvement of Approach Road from Terminal-I to Terminal No. II (Rs. 1.322.)							
	(b) Additions/Air-conditioning of Restaurant in Terminal-II (Rs. 3.161 Million).							
	(c) Alteration and Expansion of Conveyor belts in Terminal-II (Rs. 3.663. Million).							
	(d) Expansion of International Departure lounge, new offices in 1st floor and provision of essential facilities i. e. Air-conditioning (Rs. 13.922 Million).							
176.	Construction of International Terminal at Karachi Airport ..	250.000 (10.000)	—	2.000	—	—	—	
177.	Planning of Sewerage drainage and Water Supply System. ..	0.198	—	0.100	0.098	—	—	
178.	Renovation of Electric System. (Un-app.) ..	24.081	—	2.000	10.000	—	—	
179.	Construction of fillets on intersection of Taxiway No. 2 & 3. ..	2.406	—	1.000	1.406	—	—	
180.	Stabilization of shoulders of Runway ..	0.587	—	2.660	—	—	—	
181.	Augmentation of baggage handling equipment in custom area.	0.506	—	0.506	—	—	—	
182.	Erection of Antena system at transmitting station.	0.126	—	0.126	—	—	—	
183.	Provision of pavement for Passenger Bus circulation in front of Wide-bodied Hangar.	3.222	—	2.000	—	—	—	
184.	Provision of additional garages and offices & fire station.	0.600	—	1.064	—	—	—	
185.	Computer control Automatic message switching centre at Karachi Airport.	225.000 (12.000)	—	1.000	—	—	—	
186.	Filling of joint of runway T/Way and apron at Karachi Airport.	0.575	—	0.500	0.075	—	—	
187.	Construction of CC TV. Room/Crisis control room at Terminal No. I.	0.160	—	0.160	—	—	—	
188.	Providing CC Pavement around the blast wall	0.393	—	0.393	—	—	—	
189.	Airport De-Paris consultancy fee ..	0.073	—	0.073	—	—	—	
190.	Provision of simple Approach Lighting System at 07 end of Runway.	0.479	—	1.247	—	—	—	

(Million Rupees)

Sl. No.	Name, Location and Status of the Scheme	Total Cost (F.E.C.)	Estimated Expenditure upto June, 1982	Revised Estimates for 1982-83	Allocation for 1983-84		
					Total ADP	Foreign Exchange Component	
						Own Resources	Foreign Aid
1	2	3	4	5	6	7	8
191.	Infrastructure for I.L.S.	0.318	—	0.318	—	—	—
192.	Re-construction of Terminal-II	38.716	—	6.624	32.092	—	—
193.	Construction of Sheds for large size vehicles at Karachi Airport.	0.625	—	0.670	—	—	—
194.	Payment for acquisition of land at Karachi Airport. Multan :	1.600	1.100	—	0.500	—	—
195.	New Airport Operation Centre	1.435	0.965	0.300	0.170	—	—
196.	Construction of New Terminal Complex PC-II Sheikhupura :	0.122	—	0.100	0.022	—	—
197.	Payment of cost of land for NDB, Sheikhupura Faisalabad :	0.562	0.470	0.092	—	—	—
198.	Lowering of water-table	8.000	—	1.500	—	—	—
199.	Extension of Terminal & Car Park for Air Bus Operation.	9.872	—	3.000	6.872	—	—
200.	Strengthening & Widening Runway for Air Bus Operation Hyderabad :	54.484	—	4.000	5.000	—	—
201.	Estab. of Civil Aviation Training Institute Ormara :	115.465 (26.034)	78.323	20.142	10.000	—	—
202.	Establishment of basic Aerodrome facilities at Ormara.	53.000	26.627	4.000	4.258	—	—
203.	Improvement and Expansion of Terminal Building. Peshawar :	13.553	10.355	3.928	1.033	—	—
204.	Transit Passenger Hostel	0.850	—	0.100	0.750	—	—
205.	Procurement of land & construction of Car Park	2.580	—	2.580	—	—	—
206.	Construction of Dumb-bells at the end of the Runway.	2.500	—	2.500	—	—	—
207.	Widening & Improvement of approach Road. Quetta :	1.082	—	1.082	0.350	—	—
208.	Strengthening of Runway for Air Bus Operation at Quetta.	30.709	27.750	—	2.959	—	—
209.	Provision of Control Tower	1.097	0.756	0.200	0.141	—	—
210.	Landscape Development Works	1.758	—	0.500	1.258	—	—
211.	Provision of Control Tower Jiwani :	2.945	1.388	—	1.557	—	—
212.	Improvement and expansion of Aerodrome facilities Pasni :	27.744	15.043	6.045	6.656	—	—


(Million Rupees)

Sl. No.	Name, Location and Status of the Scheme	Total Cost (F.E.C.)	Estimated Expenditure up to June, 1982	Revised Estimates for 1982-83	Allocation for 1983-84				
					Total ADP	Foreign Exchange Component		7	8
						Own Resources	Foreign Aid		
1	2	3	4	5	6	7	8		
Chitral :									
213.	Provision of Control Tower	0.944 (0.159)	0.871	—	0.073	—	—		
214.	Construction of Runway (PC-II)	0.100	—	0.100	—	—	—		
215.	Construction of Residential Accommodation	3.076	—	0.300	2.776	—	—		
Turbat :									
216.	Establishment of Basic Aerodrome facilities	19.168	5.800	4.000	—	—	—		
Zhob :									
217.	Establishment of basic Aerodrome facilities	12.787	—	7.000	5.787	—	—		
Bamu :									
218.	Establishment of Basic Aerodrome facilities ...	26.531 (1.446)	15.000	6.000	5.531	—	—		
Panjgur :									
219.	Extension and improvement of Basic Aerodrome facilities. (Un-app.)	22.696	—	5.000	5.000	—	—		
Sibi :									
220.	Establishment of Basic Aerodrome facilities. (Un-app.)	60.000	—	1.000	15.000	—	—		
Skardu :									
221.	Providing security fencing/cattle fencing ...	0.753	0.453	0.300	—	—	—		
222.	Provision of Passenger Lounge	1.366	0.895	0.471	—	—	—		
223.	Landscape Development	2.285	1.252	0.500	—	—	—		
224.	Extension of Runway (PC-II)	0.100	—	0.100	—	—	—		
225.	Improvement of Terminal Building and construction of Car Park	0.710	—	0.600	0.110	—	—		
Gilgit :									
226.	Construction of Passenger Check-in	0.813	0.200	0.500	0.232	—	—		
227.	Provision of Car Park	0.311	—	0.311	—	—	—		
Khuzdar :									
228.	Establishment of Basic Aerodrome facilities	28.797 (0.950)	—	6.000	7.000	—	—		
General :									
229.	Augmentation of Radio aids to aeronautical navigation and landing facilities	415.762 (244.301)	39.730	25.649	56.343	—	—		
230.	Augmentation & replacement of Rescue and fire-fighting equipment at airports.	323.835 (272.883)	70.730	11.600	11.977	—	—		
231.	Improvement & Modernization of Aeronautical Communication facilities	86.104 (63.697)	11.385	6.000	15.000	—	—		
232.	Radio Communication and NDB facilities at Gawadar, Pasni, Turbat and Ormara	11.693 (3.276)	9.347	1.592	1.346	—	—		
233.	Installation of Fuel Hydrants at Pasni, Gawadar & Turbat	6.000 (4.000)	—	1.650	—	—	—		

(Million Rupees)


Sl. No.	Name, Location and Status of the Scheme	Total Cost (F.E.C.)	Estimated Expenditure upto June, 1982	Revised Estimates for 1982-83	Allocation for 1983-84		
					Total ADP	Foreign Exchange Component	
						Own Resources	Foreign Aid
1	2	3	4	5	6	7	8
234.	Aerial & Topographical Survey of all Airports	4.162	—	2.000	—	—	—
235.	En-route Remote Control VHF ground communication System	27.000 (12.000)	—	2.500	—	—	—
236.	Long Range Perspective Development Plan for Civil Aviation	4.182 (3.730)	0.792	3.390	—	—	—
237.	Preliminary study plans for the modernization of Aeronautical Communication facilities and Navigational Aids.	6.732 (6.732)	0.793	—	11.290	—	—
	Total (On-going Schemes) ...			249.360	268.260	—	—
	Total (New Schemes) ...			—	54.240	—	—
	Total (Civil Aviation) ...			249.360	322.500	60.102	—
II ASF							
238.	Block provision for Airport Security Force.			—	21.500	3.500	—
	Total (Aviation Division) ..			249.360	344.000	63.602	—
D. PLANNING AND DEVELOPMENT DIVISION :							
<i>(On-going Schemes)</i>							
239.	National Transport Plan Study ..	16.783 (15.000)	1.108	15.175	0.430	—	—
240.	National Transport Research Centre (NTRC)						
	(i) On-going Phase-I ...	4.354	2.048	1.290	—	—	—
	(ii) New Phase-II ...	19.909 (2.500)	—	—	2.892	—	1.000 (ADB)
	Total (Planning & Dev. Division)			16.465	3.322	—	1,000
E. KASHMIR AFFAIRS AND NORTHERN AFFAIRS DIVISION :							
	(i) Azad Kashmir ...	—	—	169.000	107.001	—	—
	(ii) Northern Areas ...	—	—	*	38.700	—	—
	Total (KA & NA Division)			169.000	145.701	—	—
F. STATES AND FRONTIER REGIONS DIVISION :							
	(i) FATA ...	—	—	79.265	126.000	—	—
	Total—TRANSPORT & COMMUNICATIONS			4754.714	4637.305	689.067	991.809

*Revised Estimates are not available.



PHYSICAL PLANNING AND HOUSING

(75-76)




PHYSICAL PLANNING AND HOUSING

(Abstract)

(Million Rupees)

Sl. No.	Sector/Sub-Sector	Provision for 1983-84	Foreign Exchange Component		
			Total	Own Resources	Foreign Aid
-1	2	3	5	4	6
1.	Capital Development Authority	223.600	5.570	5.570	—
2.	Islamabad Administration	25.316	—	—	—
3.	Civil Armed Forces	61.707	—	—	—
4.	Government Servants Housing	223.761	—	—	—
5.	Government Offices and Buildings	70.308	—	—	—
6.	Advances to Government Servants for Housing	34.400	—	—	—
7.	Tourism	20.352	—	—	—
8.	Kashmir Affairs and Northern Affairs Division	54.299	—	—	—
9.	States and Frontier Regions Division	87.498	—	—	—
10.	Other Programmes	50.301	—	—	—
Total (Physical Planning and Housing)		851.542	5.570	5.570	—

(77—78)



PHYSICAL PLANNING AND HOUSING

(Million Rupees)

Sl. No.	Name, Location and Status of the Scheme	Total Cost (F.E.C.)	Estimated Expenditure up to June, 1982	Revised Estimates for 1982-83	Allocation for 1983-84				
					Total ADP	Foreign Exchange Component		7	8
						Own Resources	Foreign Aid		
1	2	3	4	5	6	7	8		
A. INTERIOR DIVISION :									
I. Capital Development Authority :									
<i>(On-going Schemes)</i>									
1.	Land Acquisition. (Approved) ...	253.000	245.320	50.000	10.000	—	—		
2.	Aiwan-e-Sadar. (Approved) ...	203.667 (25.154)	164.048	} 13.530	5.000	0.870	—		
3.	Furnishing of Presidency. (Approved) ...	34.447 (7.280)	26.573		0.050	—	—		
4.	Presidential Estate Colony including laying of services. (Approved)	82.977	44.850	25.770	3.300	—	—		
5.	National Assembly Building. (Approved)	273.620 (57.935)	177.802	64.900	48.100	4.700	—		
6.	Bulk Water Supply, Phase-I. (Approved).	49.691 (4.420)	50.751	4.000	6.500	—	—		
7.	Bulk Water Supply, Phase-II. (Approved)	559.159 (34.336)	480.813	97.100	10.000	—	—		
8.	Water Supply Distribution System. (Approved)	268.427	158.019	12.737	10.000	—	—		
9.	Sewerage system. (Approved) ...	102.870	57.367	3.000	5.000	—	—		
10.	Drainage system. (Approved) ...	38.000 (1.410)	23.608	2.722	2.000	—	—		
11.	Roads. (Approved)	220.000 (3.212)	98.348	12.000	10.000	—	—		
12.	Secretariat Building, Phase-I & II. (Approved)	81.782	86.585	0.670	—	—	—		
13.	Police Posts/Stations. (Approved)	6.503	7.344	1.785	1.250	—	—		
14.	Land scaping. (Approved)	—	42.955	2.500	2.046	—	—		
15.	Office & Residential Accommodation for AGPR. (Approved)	69.316	19.870	10.000	2.300	—	—		
16.	Development of Margallah Hills, Phase-I. (Approved)	5.002	6.276	1.000	—	—	—		
17.	Cabinet/Establishment Block, Phase-I. (Approved)	229.052 (41.500)	19.276	30.000	55.000	—	—		
18.	Roof Treatment of Government Houses. (Approved)	21.500	3.697	2.000	5.000	—	—		
19.	Office & Residential Accommodation for DIB. (Approved)	21.370 (1.505)	20.714	0.185	0.054	—	—		

(Million Rupees)

Sl. No.	Name, Location and Status of the Scheme	Total Cost (F.E.C.)	Estimated Expenditure up to June, 1982	Revised Estimates for 1982-83	Allocation for 1983-84			
					Total ADP	Foreign Exchange Component		
						Own Resources	Foreign Aid	
1	2	3	4	5	6	7	8	
20.	Construction of a Room Adjacent to Attestation Branch of Foreign Office. (App.)	0.500	0.420	0.085	—	—	—	
21.	Water Supply from Khanpur Dam (PC-II. Approved)	1441.000	2.508	1.000	—	—	—	
22.	Misc. works. (Un-approved)	—	25.714	0.800	7.000	—	—	
23.	Mosque Including residential Accommodation of Imam and Moazzan. (Un-app.)	—	13.319	7.102	5.000	—	—	
24.	Construction of Quarters for Khakroobs, Dhobies and Followers	—	1.623	0.315	—	—	—	
25.	Payment to WAPDA. (Un-approved)	—	35.347	2.000	2.000	—	—	
26.	Tool, Plant & Machinery. (Un-approved)	—	51.559	4.000	—	—	—	
27.	Survey & Mapping. (Un-approved)	—	32.970	3.100	3.500	—	—	
28.	Establishment charges. (Un-approved)	—	182.757	30.000	—	—	—	
29.	Surgical Block of Capital Hospital. (App. II Phase)	20.000 (5.000)	—	5.000	5.000	—	—	
30.	I. J. Principal Roads. (Approved)	38.476	—	5.000	5.000	—	—	
31.	Const. of 2nd carriage way of Shahrah-e-Kashmir from Zero-Point to Peshawar Chowk (Un-approved).	8.774	—	5.000	5.000	—	—	
32.	Add./alteration in Foreign Office. (Un-approved).	—	—	0.340	—	—	—	
33.	Addition/alteration in Govt. Hostel/officer's Hostel. (Un-approved).	—	—	0.881	2.000	—	—	
Total—(On-going Schemes)					398.522	210.100	5.570	—
<i>(New Schemes)</i>								
34.	Pilot Project for Electric Trolley Buses (Un-approved).	97.876	0.211	0.013	—	—	—	
35.	Const. of principal road from IP 16 to Faisal Mosque. (Un-approved).	8.396	—	—	2.500	—	—	
36.	Furnishing/Furniture of National Assembly Building. (Un-approved).	28.320	—	—	4.000	—	—	
37.	Sewerage Treatment Plant (Phase-IV). (Un-approved).	34.828	—	—	2.000	—	—	
38.	Rehabilitation of 1st carriageway of Shahrah-e-Islamabad from Airport link to Rawat. (Un-approved)	—	—	—	5.000	—	—	
Total—(New Schemes)					0.013	13.500	—	—
Total—(C.D.A)					398.535	223.600	5.570	—

(Million Rupees)

Sl. No.	Name, Location and Status of the Scheme	Total Cost (F.E.C.)	Estimated Expenditure up to June, 1982	Revised Estimates for 1982-83	Allocation for 1983-84		
					Total ADP	Foreign Exchange Component	
						Own Resources	Foreign Aid
1	2	3	4	5	6	7	8
II. Islamabad Administration :							
<i>(On-going)</i>							
39.	Const. of Police Barracks for 200 Men. (Un-approved).	15.000					
	(a) Hundredmen accommodation for Federal Security Guards			12.900	2.100	—	—
	(b) Auditorium in Admn. Block					
	(c) Residential accommodation (Family qtrs.) Police lines H-11-Islamabad. (Un-approved).						
40.	Water Supply Scheme Bukkhar ..	2.576	—	0.860	1.716	—	—
41.	Water Supply Scheme, Rewat ..	3.512	—	0.860	1.000	—	—
42.	Water Supply Scheme, Shah Alla-Ditta ..	1.651	—	0.430	0.500	—	—
43.	Water Supply Scheme, Sihala ..	3.000	—	0.430	1.000	—	—
	Total (On-going Scheme)			15.480	6.316	—	—
<i>(New)</i>							
44.	Const. of Residential building for the Employees of Administrator's office District & Session Division. (Un-approved).	35.580	—	—	10.000	—	—
45.	Const. of Residential accommodation for Employees of Distt. Admn. (D.C. office) & attached Deptt. (Un-approved).	97.683	—	—			
46.	Additions and Improvement of Mosques in urban area of Islamabad Capital Territory. (Un-approved).	52.550	—	—	2.000	—	—
47.	Const. of Police Barracks and family qtrs. & Foreign Mission Guards (3 schemes) (Un-approved).	15.000	—	—	5.000	—	—
48.	Const. of water tank & laying of pipe (Un-approved).	4.000	—	—	1.000	—	—
49.	Const. of 249 wells in rural area of Islamabad. (Un-approved).	7.500	—	—	1.000	—	—
	Total (New Schemes)			—	19.000	—	—
	Total—(Islamabad Administration)			15.480	25.316	—	—
III Civil Armed Forces							
<i>(a) Frontier Corps NWFP :</i>							
<i>(On-going Schemes)</i>							
50.	Const. of Fort and water point picquet at Khar Bajaur Scourts. (Approved).	10.091	10.465	1.720	—	—	—
51.	Const. of Fort for Dir Scourts at Tirmargrah (Approved).	20.000	12.959	3.440	2.000	—	—
52.	Const. of Corps HQ at Ghalanai Mohmand .. Rifles. (Approved).	18.095	2.353	3.440	3.500	—	—
53.	Const. of Wing HQ at Mahmand Cst., Mohmand Rifles. (Approved).	22.216	2.425	4.300	3.500	—	—
54.	Sinking of tubewell at Fort Salop, Mahmand Scout. (Approved).	0.856	0.367	0.184	—	—	—
55.	Const. of accommodation at/kit kot/Bajaur/Souts. (Approved).	7.665	—	3.440	1.500	—	—

(Million Rupees)

Sl. No.	Name, Location and Status of the Scheme	Total Cost (F.E.C.)	Estimated Expenditure up to June, 1982	Revised Estimates for 1982-83	Allocation for 1983-84		
					Total ADP	Foreign Exchange Component	
						Own Resources	Foreign Aid
1	2	3	4	5	6	7	8
56.	Const. of Fort at Zalai South Waziristan Scouts (Un-approved).	12.508	—	1.720	2.100	—	—
57.	Const. of Fort at Zarmilan South Waziristan Scouts (Un-approved).	13.138	—	0.860	1.000	—	—
58.	Const. of Fort at Srakanda South Waziristan Scouts (Un-approved).	10.100	—	0.860	1.200	—	—
Total (On-going Schemes)				19.964	14.800	—	—
59.	Sinking of Tubewell at Milward Mohmund Scouts (Un-approved).	0.908	—	—	0.400	—	—
60.	Const. of Residential accommodation for Bajaur Scouts. (Un-app.).	14.839	—	—	1.000	—	—
61.	Const. of Family accommodation/ Tinargarh	—	—	—	1.000	—	—
Total (New Schemes)				—	2.400	—	—
Total—(Frontier Corp. N.W.F.P.)				19.964	17.200	—	—
(b) Frontier Corp. Baluchistan							
<i>(On-going Schemes)</i>							
62.	Const. of permanent accommodation for F.C. in Baluchistan (App.)	225.200	87.955	10.320	11.000	—	—
63.	Const. of accommodation for Ex. B.C. at Sibi and Quetta (App.)	52.446	43.204	5.160	3.023	—	—
64.	Const. of H.Q. for Frontier Corps at Galli Road, Quetta (App.)	37.074	25.633	5.160	4.000	—	—
Total (on-going Schemes)				20.640	15.023	—	—
<i>(New Schemes)</i>							
65.	Const. of Corps H.Q. for Kharan Rifles at Nok Khandi	3.279	—	—	1.000	—	—
66.	Const. of Residential/non-residential accommodation for Chagai Militia at Kharan	3.117	—	—	1.000	—	—
67.	Construction of Residential accommodation at Noshki	2.701	—	—	1.617	—	—
68.	Construction of Res./Non-Residential Accommodation at Diloendin	3.373	—	—	1.000	—	—
69.	Construction of Res./Non-Residential accommodation at Pajpai	3.489	—	—	1.000	—	—
Total (New Schemes)				—	5.617	—	—
Total (Frontier Corp. Baluchistan)				20.640	20.640	—	—

(Million Rupees)

Sl. No.	Name, Location and Status of the Scheme	Total Cost (F.E.C.)	Estimated Expenditure up to June, 1982	Revised Estimates for 1982-83	Allocation for 1983-84		
					Total ADP	Foreign Exchange Component	
						Own Resources	Foreign Aid
1	2	3	4	5	6	7	8
(c) Pakistan Coast Guard							
<i>(On-going Schemes)</i>							
70.	Const. of Battalion HQ. at Gawadar (App.)	4.946	2.975	2.549	—	—	—
71.	Const. of Battalion HQ. at Uthal (App.)	4.632	2.407	2.521	—	—	—
Total (On-Going Schemes) ..				5.070	—	—	—
<i>(New Schemes)</i>							
72.	Const. of D.G. House/Office at Karachi (Un-app.)	1.248	—	—	1.248	—	—
73.	Const. of officers' residential accommodation at Karachi (Un-App.)	—	—	—	1.000	—	—
74.	Const. of Battalion accommodation at Karachi, Phase-II (Un-App.)	3.943	—	—	1.366	—	—
75.	Const. of Battalion HQ. at Gawadar, Phase II (Un-App.)	4.145	—	—	0.888	—	—
76.	Const. of Company HQ. at Hub Chauki (Un-App.)	2.637	—	—	0.637	—	—
77.	Const. of Company HQ. at Aghore (Un-App.)	4.929	—	—	1.430	—	—
78.	Const. of Company HQ. at Naka Kari (Un-App.)	2.864	—	—	0.864	—	—
79.	Const. of Company HQ. at Lath Basti (Un-App.)	2.866	—	—	1.000	—	—
80.	Const. of Company HQ. at Gharo (Un-App.)	2.866	—	—	1.000	—	—
81.	Const. of Company HQ. at Ghur Jamali (Un-App.)	3.250	—	—	0.887	—	—
Total (New Schemes) ..				—	10.320	—	—
Total (Pak. Coast Guards) ..				5.070	10.320	—	—
(d). Intelligence							
82.	Intelligence Bureau	—	—	—	0.774	—	—
Total (Intelligence) ..				—	0.774	—	—

(Million Rupees)

Sl. No.	Name, Location and Status of the Scheme	Total Cost (F.E.C.)	Estimated Expenditure up to June, 1982	Revised Estimates for 1982-83	Allocation for 1983-84		
					Total ADP	Foreign Exchange Component	
						Own Resources	Foreign Aid
1	2	3	4	5	6	7	8
(e). Pak. Rangers							
<i>(On-going Schemes)</i>							
83.	Const of various Buildings of H.Q. Chenab Rangers, Sialkot. (App.)	9.994	7.416	1.679	0.881	—	—
84.	Const. of Residential accommodation at Wagha. (App.)	1.952	—	1.679	0.273	—	—
85.	Const. of Residential accommodation for HQ. Pak. Rangers at Ghazi Road, Lahore (Un-App.)	83.334	—	1.720	1.000	—	—
86.	Const. of Res./Non-Res. Accom. for Wing HQ for chenab Rangers at Shakargarh	12.230	—	0.924	1.000	—	—
87.	Water Tank at Mandi Bahauddin	0.250	—	—	0.250	—	—
88.	Const. of 25 bedded Hospital at HQ Chenab Rangers, Sialkot.	2.090	—	—	0.168	—	—
Total (Pak Rangers) ..				6.002	3.572	—	—
(f). F.I.A.							
<i>(On-going Schemes)</i>							
89.	Const. of F.I.A. HQ. at Islamabad (App.)	12.900	7.647	3.314	2.000	—	—
90.	Const. of F.I.A. Training School & Hostel at Islamabad (App.)	3.087	—	2.150	0.937	—	—
91.	Schemes for const. of III units of Category IV, V & VI Residential Accomodation for F.I.A. Staff at Islamabad. (Un-App.)	22.550	—	2.020	3.600	—	—
92.	Const. of F.I.A. Immigration Check Post at Gawadar in Baluchistan Province (Un-App.)	0.830	—	0.430	0.250	—	—
93.	Const. of F.I.A. Immigration Check Post at Koh-e-Taftan in Baluchistan (Un-App.)	—	—	0.430	0.113	—	—
94.	Const. of Regional Office of F.I.A. at Karachi (Un-App.)	4.950	—	0.685	0.900	—	—
95.	Const. of Residential accommodation for staff of F.I.A. Regional Office at Karachi (Un-App.)	4.350	—	—	0.800	—	—
Total (F.I.A.)				9.029	8.600	—	—
(g). N.P.A.							
96.	National Police Academy	—	—	—	0.601	—	—
Total (NPA)				—	0.601	—	—
Total Civil Armed Force ..				60.705	60.934	—	—
Total (Interior Division) ..				474.720	310.624	5.570	—

Sl. No.	Name, Location and Status of the Scheme	Total Cost (F.E.C.)	Estimated Expenditure up to June, 1982	Revised Estimates for 1982-83	Allocation for 1983-84		
					Total ADP	Foreign Exchange Component	
						Own Resources	Foreign Aid
1	2	3	4	5	6	7	8
B. WORKS DIVISION							
I. Govt. Office Buildings :							
97.	Const. of add. Chamber for 3 Judges and office accommodation in Supreme Court Building, Rawalpindi (4th Chamber & P.S. to Judges) (App.)	1.664	1.170	0.430	—	—	—
98.	Const. of Addl. CE's office and circle office PPWD, Islamabad. (App.)	6.217	5.314	0.903	—	—	—
99.	Const. of a Building for Divisional Officers and architect PPWD, Islamabad. (App.)	6.035	5.314	0.721	—	—	—
100.	Extension of mosque in Supreme Court Rawalpindi. (App.)	0.293	—	0.138	0.155	—	—
101.	Const. of Pak. PWD office at Peshawar (App.)	3.000	2.129	0.731	0.140	—	—
102.	Const. of 10 rooms and 24 garrages in Pak. Sectt. No. 1, Rawalpindi. (App.)	0.930	0.577	—	0.353	—	—
103.	Re-const. of Dundridge House at Murree (App.)	1.882	0.784	0.092	1.000	—	—
104.	Purchase of land for F.G. Building at Peshawar (App.)	13.000	—	3.711	3.000	—	—
105.	Const. of allied office & residential accommodation in the Campus of Pakistan Administrative College, Lahore (Un-App.)	14.200	—	0.360	—	—	—
106.	Const. of addl. accommodation in the campus of academy for the Administratrative Training at Lahore (S.H. Auditorium & 2nd Floor) (App.)	4.995	0.273	5.000	—	—	—
	C.M.L.A. SECRETARIAT		Sub-Total	12.086	4.648	—	—
107.	Const. of fountains and reflection pool in CMLA Estate Rawalpindi (Un-App.)	0.765	—	0.142	0.623	—	—
108.	Const. of Mosque in Guest House Area, CMLA Estate, Rawalpindi (Un-App.)	0.500	—	0.086	0.400	—	—
109.	Const. of addl. office block in compound of Bhopal House, Karachi (Phase I and III) (Un-App.)	3.054	0.397	1.032	1.000	—	—
110.	Const. of office block for Federal Govt. at Peshawar (App.)	5.000	—	1.000	1.000	—	—
111.	Const. of Benevolent Fund Bldg., Islamabad	3.922	—	2.000	1.922	—	—
	Sub-Total (CMLA Sectt)			4.260	4.945	—	—

Sl. No.	Name, Location and Status of the Scheme	Total Cost (F.E.C.)	Estimated Expenditure up to June, 1982	Revised Estimates for 1982-83	Allocation for 1983-84		
					Total ADP	Foreign Exchange Component	
						Own Resources	Foreign Aid
1	2	3	4	5	6	7	8
CENTRAL BOARD OF REVENUE							
112.	Const. of I/T. office Building at Jhelum (App.)	2.404	2.230	0.509	—	—	—
113.	Const. of Fifth floor over the existing I/T. Building at Kapur Thala House, Lahore (App.)	3.023	1.531	1.273	0.219	—	—
114.	Const. of I/T office Building at Multan (App.)	6.126	2.968	1.273	2.000	—	—
115.	Acq. of land for const. of office and residential accommodation for I/T office at Faisalabad (App.)	10.740	—	1.782	2.000	—	—
116.	Const. of office for Income Tax at Sialkot (App.)	4.980	0.050	0.318	1.000	—	—
117.	Const. of office accommodation for Directorate of Training I/T at Lahore (Un-App.)	4.500	—	0.636	1.000	—	—
118.	Const. of office accommodation for I/T at Iqbal Town, Lahore (Un-App.)	2.500	—	0.636	0.500	—	—
119.	Acq. of land and const. of O/A at Sahiwal (Un-App.)	6.500	—	1.273	1.000	—	—
120.	Acq. of land and const. of O/R accommodation for I/T Deptt. at Sialkot (App.)	4.980	0.053	0.318	1.500	—	—
121.	Modification and renovation of existing office building of I/T Deptt. at Lahore (Un-App.)	2.700	0.588	1.178	0.600	—	—
122.	Const. of O/A for I/T at Gujranwala (Un-App.)	6.500	—	1.273	1.500	—	—
123.	Installation of a lift in the I/T Building at Rawalpindi (Un-App.)	1.321	—	—	1.321	—	—
124.	Const. of 6th and 7th floor over the existing I/T Building Kapurthala, Lahore.	—	—	—	0.702	—	—
125.	Acq. of land for const. of CBR House at Islamabad.	—	—	—	1.612	—	—
126.	Const. of office building for I/T Deptt. at Peshawar (App.)	10.690	1.972	1.654	2.000	—	—
127.	Acq. of land and const. of O/R Accommodation for I/T Deptt. at Peshawar (App.)	4.800	—	0.636	1.000	—	—
128.	Acq. of land and const. of O/R Accommodation for I/T Deptt. at Kohat (App.)	1.500	0.100	0.509	0.300	—	—
129.	Acq. of land and const. of O/R Accommodation for I/T Deptt. at Mansehra (App.)	0.770	0.100	0.127	0.300	—	—
130.	Acq. of land and const. of O/R Accommodation for I/T Deptt. at Abbottabad (App.)	1.640	0.391	0.191	1.000	—	—
131.	Acq. of land and const. of O/A for I/T Deptt. at Nowshera (App.)	1.100	—	0.636	0.464	—	—
132.	Acq. of land and const. of O/A for I/T Deptt. at Bannu (App.)	0.905	—	0.636	0.269	—	—

(Million Rupees)

Sl. No.	Name, Location and Status of the Scheme	Total Cost (F.E.C.)	Estimated Expenditure up to June, 1982	Revised Estimates for 1982-83	Allocation for 1983-84		
					Total ADP	Foreign Exchange Component	
						Own Resources	Foreign Aid
1	2	3	4	5	6	7	8
133.	Acq. of land and const. of O/A for I/T Deptt. at D.I. Khan (App.)	0.725	—	0.318	0.307	—	—
134.	Acquisition of land and const. of O/A for I/T Deptt. at Mardan (App.)	1.900	—	0.363	0.364	—	—
135.	Const. of 6th to 12th floor over existing I/T Bldg. (Left Wing), Karachi (App.)	15.890	0.300	0.318	4.123	—	—
136.	Acq. of land and const. of O/A for I/T Deptt. at Sukkur (App.)	2.000	—	0.636	0.800	—	—
137.	Acq. of land and const. of office R/A for I/T Deptt. Shikarpur (App.)	0.742	—	0.318	0.300	—	—
138.	Acq. of land and const. of office and residential accommodation for I/T Deptt. at Larkana (App.)	0.822	—	0.318	0.300	—	—
139.	Acq. of land and const. of O/A for I/T Deptt. at Nawab Shah (Un-app.)	0.742	—	0.318	0.300	—	—
140.	Const. of O/A for I/T Deptt. at Quetta (Un-app.)	4.500	4.301	—	0.200	—	—
141.	Const. of office and R/A for L.C. Checkpost at Multan (Un-App.)	2.156	0.149	0.249	1.000	—	—
142.	Const. of office and R/A for L.C. at Checkpost at Wagha (Un-App.)	1.000	—	0.498	0.502	—	—
143.	Acq. of land and const. of O/A for Custom Mobile Squad at Campbellpur (App.)	1.000	—	0.560	0.440	—	—
144.	Const. of Check Post at Khanjrab Pass (Un-App.)	0.600	—	0.373	0.227	—	—
145.	Acq. of land and const. of O/A for Custom Mobile Squad at Mianwali (App.)	1.070	—	0.560	0.510	—	—
	Const. of O/A for C.E. and L.C. at Peshawar (App.)	3.982	0.173	0.622	1.000	—	—
147.	Acq. of land and const. of office and P/A for Circle office C.E. & L.C. Mardan, Nowshera and Bannu (Un-App.)	3.770	0.887	0.623	1.500	—	—
148.	Acq. of land and const. of off. & Res. accommodation for CE & L at Khat.	1.300	—	0.249	1.000	—	—
149.	Acq. of land and const. of accommodation for Custom Checkpost at Turkham Islamia College, Para, Kotal, Supersang Pehurkot, Chandna and Ramak. (Un-App.)	1.200	0.051	0.374	0.430	—	—
150.	Acq. of land and const. of office accommodation for Custom Mobile Squad at Kohat, Malakand, Mansehra and D.I. Khan. (App.)	3.130	0.614	1.245	1.271	—	—
151.	Const. of Warehouse/Shed at Peshawar (App.)	3.110	—	0.311	1.500	—	—

(Million Rupees)

Sl. No.	Name, Location and Status of the Scheme	Total Cost (F.E.C.)	Estimated Expenditure up to June, 1982	Revised Estimates for 1982-83	Allocation for 1983-84		
					Total ADP	Foreign Exchange Component	
						Own Resources	Foreign Aid
1	2	3	4	5	6	7	8
152.	Acq. of land and const. of Checkposts at Sujaal Ketu Bunder & Jati & Abraham Hydri (Un-App.).	1.500	—	0.498	0.900	—	—
153.	Const. of office building for Collectorate of C.E.L.C. & Hyderabad (App.).	3.680	0.200	0.490	1.000	—	—
154.	Acq. of land and const. of office R/A for O.P. & L.C. at Dhabeji (App.).	1.020	0.100	0.124	0.700	—	—
155.	Acq. of land & const. of office R/A for C.E. & I.C. at Sukkur. (App.).	0.742	—	0.498	0.244	—	—
156.	Acq. of land and const. of office R/A and C.E. & L.C. at Kotri (Un-App.).	0.742	—	0.498	0.244	—	—
157.	Const. of a new building for Custom House, Karachi (App.).	68.486	26.856	0.226	10.000	—	—
158.	Const. of Office Building for Collectorate of C.E. and L.C., Gulshan-e-Iqbal, Karachi (Un-app.).	3.600	0.221	0.622	1.000	—	—
159.	Const. of O/A for Divisional Circle office of C.E. & L.C. at S.I.T.E., Karachi (Un-app.).	1.050	0.127	0.467	0.426	—	—
160.	Const. of Ware House and Vehicle shades at S.I.T.E. for Sea Custom, Karachi (Un-app.).	3.000	0.153	0.311	1.000	—	—
161.	Const. of Mauripur Circle Office of C.E. & L.C. Karachi (Un-app.).	0.600	—	0.124	0.500	—	—
162.	Const. of Compound Wall of C.E. & L.C. office Mauripur, Karachi and renovation of existing office building (App.).	1.000	—	—	0.500	—	—
163.	Const. of Custom House and residential accommodation for Custom Deptt. at Kohe-Taftan (App.).	7.223	7.081	0.187	0.645	—	—
164.	Acq. of land and const. of O. & R. accommodation for land Custom Check posts Noukundi Kachao and Table (App.).	1.500	0.421	0.187	0.500	—	—
165.	Acq. of land and const. of O/A for Custom Checkpost at Ladgast, Bulele, Kurkaira, Hub Chowki, Qilla Sufaid and Shah Bunder. (App. under revision).	4.432	0.001	0.373	1.000	—	—
166.	Const. of C.E. & L.C. Collectorate at Quetta (Un-app.).	3.600	—	0.311	1.000	—	—

(Million Rupees)

Sl. No.	Name, Location and Status of the Scheme	Total Cost (F.E.C.)	Estimated Expenditure up to June, 1982	Revised Estimates for 1982-83	Allocation for 1983-84		
					Total ADP	Foreign Exchange Component	
						Own Resources	Foreign Aid
1	2	3	4	5	6	7	8
167.	Const. of Custom House at Gaddani (Un-app.)	9.200	7.046	0.622	3.000	—	—
168.	Acq. of land and const. of officers accommodation for Custom Check Post at Karakera and Hub Chowki (Un-app.).	1.300	—	0.373	0.995	—	—
169.	Const. of Preventive check post at Lasbela and Ormara (Un-app.).	0.700	—	0.500	0.200	—	—
170.	Acq. of land and const. of offices and R/A for Custom, Custom Mobile Squad at Khuzdar, Juzak and Dalbandin (Un-app.).	5.558	—	0.311	0.500	—	—
171.	Const. of 8th to 12th Floor over existing I/T Building (left Wing), Karachi (App.).	10.334	10.134	0.127	—	—	—
172.	Const. of Custom House at Gowadar Quetta (Un-app.).	3.320	3.104	0.623	—	—	—
	Sub-Total—(C.B.R.) ..			30.583	60.715	—	—
	Total—(Govt. Offices and Buildings)			46.929	70.308	—	—
II. Government Servants Housing							
173.	Providing R/A for Security Police staff at new Presidency, Rawalpindi (App.).	4.920	4.240	0.155	—	—	—
174.	Const. of Addl. accommodation and improvement at F. G. Lodges at Murree (App. under revision).	1.800	1.008	0.303	0.500	—	—
175.	Const. of R/A for F. G. Employees Dhana-Singh Wala, Lahore (App.).	235.458	39.022	15.446	45.000	—	—
176.	Const. of Hostel for 40 male Govt. employees in Sector G-5/1, Islamabad (App.).	9.571	8.118	1.400	0.500	—	—
177.	Const. of a Hotel for female Govt. employees in Sector G-5/2, Islamabad (App.).	9.571	8.700	0.800	0.500	—	—
178.	Const. of 3,000 Qtrs. for F.G.Ss. at Islamabad (App.), Phase-I, 2,000 quarters.	352.425	63.425	91.000	85.000	—	—
179.	Providing Sui Gas and Ceiling Fan in F type Qtrs. in F.G. Colonies, Rawlapindi (App.).	4.000	3.663	1.342	—	—	—
180.	Renovation of State Guest House at Rawalpindi (App.)	3.068	—	0.857	2.200	—	—
181.	Consultancy fee for Interior decoration for State Guest House Presidency, Rawalpindi (Un-app.).	0.193	0.144	0.049	—	—	—
182.	Const. of 108 Family Suites for F. G. Employees at Islamabad (App.).	25.750	—	6.714	10.489	—	—
183.	Sinking of Tubewell at PPWD colony F. G. colonies at Lahore (App.).	1.182	—	0.793	0.389	—	—
184.	Renovation of State Guest House, Lahore (App.)	2.263	—	1.950	0.354	—	—
185.	Const. of R/A for F. G. at Peshawar (App.) ..	66.646	40.078	6.713	6.000	—	—
	Sub-Total			127.522	150.932	—	—

(Million Rupees)

Sl. No.	Name, Location and Status of the Scheme	Total Cost (F.E.C.)	Estimated Expenditure up to June, 1982	Revised Estimates for 1982-83	Allocation for 1983-84			
					Total ADP	Foreign Exchange Component		
						Own Resources	Foreign Aid	
1	2	3	4	5	6	7	8	
CMLA SECRETARIAT, RAWALPINDI								
186.	Const. of 2-C-type houses in CMLA's Estate for staff officer at Rawalpindi (App.).	0.600	—	0.258	0.342	—	—	
187.	Augmentation of present A/C system in Presidency/CMLA's House, Rawalpindi (Un-app.).	0.657	0.170	0.430	—	—	—	
188.	Const. of Addl. C type House for Comptroller at Rawalpindi. (App. under revision).	0.459	0.233	0.069	0.157	—	—	
189.	Const. of 4 catg. III Qtrs. for low paid Essential Staff PPWD in CMLA's Estate, Rawalpindi. (Un-app.).	0.321	0.184	0.104	0.033	—	—	
190.	Const. of 152 Category V Flats at Rawalpindi (App.).	15.000	—	1.000	1.000	—	—	
191.	Const. of Addl. Suites and Mosque at State Guest House, Karachi (App.).	1.865	—	0.670	1.200	—	—	
192.	Dev. of Federal Govt. Colonies at Federal Capital Area, Karachi (Un-app.).	124.218	120.016	5.813	—	—	—	
193.	Renovation of F. G. Colonies at Martin Road, Karachi etc. (1,000 Qtrs. in Phase-I. (App.).	30.000	17.363	8.485	4.000	—	—	
194.	Const. of R/A for C.G.S. at Quetta, Phase-II (Un-app.).	19.433	8.172	0.670	4.926	—	—	
195.	Const. of 80 Bachelors accomm. for F.G.S. at Quetta (Un-app.).	9.960	9.843	0.600	—	—	—	
196.	Const. of 40 Officers Lodge for F.G.S. at Quetta (App. under Revision).	7.152	4.075	2.500	0.580	—	—	
197.	Purchase of land for F.G.S. at Islamabad (Un-app.).	6.890	—	6.890	—	—	—	
198.	Renovation in Bath Island, Mosque Karachi (Un-app.).	0.350	—	0.300	0.050	—	—	
199.	Providing Suigas connection at FGS colony & PPWD colony, Quetta (Un-app.).	1.500	—	—	1.500	—	—	
Sub-Total (CMLA Sectt.)					27.789	13.788	—	—
CENTRAL BOARD OF REVENUE								
200.	Acqn. of land and const. R/A for I/T Deptt. at Rawalpindi (App.).	4.800	0.965	0.318	1.000	—	—	
201.	Acq. of land and const. of R/A for I/T Deptt. at Multan (App.).	4.000	0.722	0.955	1.000	—	—	
202.	Const. R/A for I/T Deptt. Gulberg, Lahore (App.).	1.000	—	0.318	0.681	—	—	
203.	Const. of R/A for I/T Deptt. at Faisalabad (App.).	24.976	2.385	1.591	2.000	—	—	
204.	Const. of R/A for grade 17 & 18 of I/T Deptt. at Iqbal Town, Lahore (App.).	4.800	1.385	0.955	1.500	—	—	
205.	Const. of R/A for Directorate of Trg. I/T at Lahore (Un-app.).	2.050	—	0.636	0.500	—	—	

(Million Rupees)

Sl. No.	Name, Location and Status of the Scheme	Total Cost (F.E.C.)	Estimated Expenditure up to June, 1982	Revised Estimates for 1982-83	Allocation for 1983-84		
					Total ADP	Foreign Exchange Component	
						Own Resources	Foreign Aid
1	2	3	4	5	6	7	8
206.	Acq. of land and Const. of R/A for Department I/T Islamabad (Un-app.).	3.000	—	0.318	1.000	—	—
207.	Const. of residential accommodation for I/T at Nawanshahr, Multan.	—	—	—	1.000	—	—
208.	Const. of R/A for I/T Deptt. at Gujranwala (Un-app.).	4.400	—	0.318	1.500	—	—
209.	Const. of 6-B type flats for I/T Deptt. at 26-Garden Road, Karachi (App. under revision).	4.160	1.110	1.279	2.000	—	—
210.	Const. of 6-A-type double storeyed flats for I/T Deptt. at Clifton, Karachi. (Un-app.).	4.400	0.710	0.954	3.000	—	—
211.	Const. of R/A for Commissioner of I/T Karachi (Un-app.).	3.500	—	0.318	1.000	—	—
212.	Const. of R/A for I/T Deptt. at Sukkar (Un-app.).	1.500	—	0.318	0.300	—	—
213.	Acq. of land and const. of R/A for I/T Deptt. at Hyderabad (Un-app.).	4.000	—	0.318	1.000	—	—
214.	Acq. of land and Const. of R/A for staff of C.E.&L.C. Deptt. at Lahore (Un-app.).	2.500	—	0.311	1.000	—	—
215.	Const. of R/A for C.E. & L.C. Deptt. at Rawalpindi (Un-app.).	4.800	—	1.000	1.000	—	—
✓ 216.	Const. of R/A for C.E. & L.C. Deptt. Jamrud Road, Peshawar (Un-app.).	3.050	0.525	0.622	1.000	—	—
217.	Acq. of land and Const. of R/A at Salt Sources at Bahadar Khail Jetta, & Kark (Un-app.).	1.500	—	0.467	1.000	—	—
218.	Const. of R/A for CE&LC at Hyderabad (App.)	1.000	—	0.436	0.560	—	—
219.	Const. of R/A for CE/LC-at Gulshan-e-Iqbal, Karachi (App.).	3.536	0.373	0.623	1.000	—	—
220.	Const. of R/A for Collectors/Deputy Collectors of Sea Customs at Clifton, Karachi (App.).	3.426	1.225	0.622	1.000	—	—
221.	Const. of flats for Non-Gazetted Staff of CE & LC at Mauripur, Karachi (24 Cat. IV). (Un-app.).	2.645	0.493	0.187	1.000	—	—
222.	Acq. of land in different cities of Pakistan for I/T & CE & LC Department(Un-app.).	3.182	—	3.182	—	—	—
223.	Const. of R/A for Custom staff 2-G, 7-H and 7-F type Qtrs. at Chaman (Un-app.).	1.198	1.378	0.155	—	—	—
Sub-Total—(C.B.R.)		16.201	25.041	—	—
224.	Federal Govt. Housing (Under Works Division)	—	34.000	—	—
Total—(Government Servants Housing)				171.512	223.761	—	—
Total—(Works Division)				218.441	294.069	—	—

(Million Rupees)

Sl. No.	Name, Location and Status of the Scheme	Total Cost (F.E.C.)	Estimated Expenditure up to June, 1982	Revised Estimates for 1982-83	Allocation for 1983-84		
					Total ADP	Foreign Exchange Component Own Resources	Foreign Aid
1	2	3	4	5	6	7	8
C. FINANCE DIVISION							
225.	Advances to Government Servants for House Building.	—	—	35.000	34.400	—	—
Total—(Finance Division)				35.000	34.400	—	—
D. CABINET DIVISION							
226.	Const. of office building for Department of Communications Security at Islamabad (App.).	O. 24.487 (1.000)	21.376	0.111	2.580	—	—
227.	Const. of Residential Accommodation for Deptt. of Communication Security, Islamabad (App.).	19.878	13.436	5.540	1.116	—	—
Total (Cabinet Division)				5.651	3.696	—	—
E. MINISTRY OF COMMERCE							
(Controller of Imports & Exports)							
228.	Const. of office building for Controller of Import & Export, Karachi (App.).	10.000	0.923	4.560	5.700	—	—
229.	Const. of office & residential accommodation for Dy. Controller of Export and Import Quetta (Un-app.).	2.615	1.942	0.673	—	—	—
230.	Const. of office building for Controller of Import & Export, Lahore (Un-app.).	N.A.	—	—	1.954	—	—
Total (Ministry of Commerce)				5.233	7.654	—	—
F. ENVIRONMENT AND URBAN AFFAIRS DIVISION							
231.	National Building Code. (App.)	0.673	0.730	0.605	—	—	—
232.	Preparation of National referencing Manual on Planning & Infrastructure Standard. (App.).	0.500	—	0.060	0.249	—	—
233.	Survey of Industrial Pollution. (App.)	1.108	0.547	0.561	—	—	—
234.	Preparation of Ecological Maps of KKH Area. (App.)	0.026	—	0.026	—	—	—
235.	National Human Settlement Policy and Management of Cities Policy (App.).	1.530	0.275	0.555	0.602	—	—
236.	Mosque & Islamic Research Centre in the peripheral area of Quaid-i-Azam Mazar (Un-app.)	28.448	—	5.000	0.001*	—	—
Total (E. & U. A. Division)				6.807	0.852	—	—

*Token Provision.

(Million Rupees)

Sl. No.	Name, Location and Status of the Scheme	Total Cost (F.E.C.)	Estimated Expenditure up to June, 1982	Revised Estimates for 1982-83	Allocation for 1983-84			
					Total ADP	Foreign Exchange Component		8
						Own Resources	Foreign Aid	
1	2	3	4	5	6	7	8	
G. TOURISM DIVISION								
237.	Sports & Cultural Tourism ...	(On-going yearly basis)	0.980	0.860	0.500	—	—	
238.	Malam Jabba Sking-cum-Summer Resort (App.)	76.220	13.127	—	1.487	—	—	
239.	Exploration, Research and Statistics Project (App.)	3.125	1.722	0.688	0.715	—	—	
240.	Construction of Rope Bridges in Northern Areas (App.)	0.794	—	0.344	0.450	—	—	
241.	Block allocation for PTDC ...	10.000	—	—	8.600	—	—	
242.	Construction of Pakistan Institute of Tourism and Hotel Management. (App.)	32.564 (14.323)	—	0.860	8.600	—	—	
Total (Tourism Division) ...				2.752	20.352	—	—	
I. MINISTRY OF FOREIGN AFFAIRS								
243.	Foreign Service Training Institute, Islamabad (Un-app.)	4.085	—	0.500	0.860	—	—	
244.	Construction of Warehouse in Ministry of Foreign Affairs at Islamabad (Un-app.)	1.116	—	0.716	0.400	—	—	
245.	Construction of Institute of Strategic Studies of Foreign Affairs at Islamabad (Un-app.)	4.600	—	0.573	0.861	—	—	
246.	Acquisition of Embassy Buildings Abroad	—	—	—	35.978	—	—	
Total (Ministry of Foreign Affairs) ..				1.789	38.099	—	—	
K. KASHMIR AFFAIRS AND NORTHERN AFFAIRS DIVISION								
	(i) Azad Kashmir ...	—	—	34.400	38.45	—	—	
	(ii) Northern Areas ...	—	—	*	16.54	—	—	
Total (K.A. & N.A. Div.) ...				34.400	54.299	—	—	
L. STATES & F. R. DIVISION								
	(i) FATA	—	—	23.574	47.000	—	—	
	(ii) FATA D.C.	—	—	—	11.430	—	—	
	(iii) FRONTIER CONSTABULARY/ LEVIES/THANAS							
✓ 247.	Construction of F. C. Buildings in Hazara Division (Approved).	43.865	9.836	4.000	2.500	—	—	
✓ 248.	Construction of F.C. Building in Swat District (Approved).	39.933	9.661	4.000	3.000	—	—	
✓ 249.	Construction of F.C. Buildings in Kohistan District (Un-approved with PD).	44.540	—	0.616	2.000	—	—	

* Figures of Revised Estimates are not available.

(Million Rupees)

Sl. No.	Name, Location and Status of the Scheme	Total Cost (F.E.C.)	Estimated Expenditure upto June, 1982	Revised Estimates for 1982-83	Allocation for 1983-84			
					Total ADP	Foreign Exchange Component		
						Own Resources	Foreign Aid	
1	2	3	4	5	6	7	8	
✓ 250.	Construction of F.C. Fort Oblan, District Hangu. (Approved).	4.810	—	1.000	1.289	—	—	
✓ 251.	Construction of F.C. Post Jani Khel, District Bannu. (Approved).	4.810	—	1.000	1.288	—	—	
✓ 252.	Construction of F.C. Post Zakani, Distt Darazida. (Approved).	4.810	—	1.000	1.288	—	—	
✓ 253.	Construction of F.C. Post Khirgi, Distt. Manzai. (Approved).	4.810	—	1.000	1.289	—	—	
✓ 254.	Construction of F.C. Hospital at Shabkadar. (Approved).	2.096	—	1.500	1.346	—	—	
<i>Levies and Khassadar :</i>								
255.	Construction of 62 Levies / Thanas in Baluchistan. (Approved).	39.570	7.192	8.000	8.000	—	—	
256.	Construction of 45 Nos. Khassadars Picquets at Orakzai Agency. (Approved).	4.956	3.103	1.616	0.237	—	—	
✓ 257.	Construction of 3 Barracks and 14 Picquets in Kurram Agency. (Approved).	8.366	0.960	2.065	1.477	—	—	
✓ 258.	Construction of Khassadar/Levy Picquess at Jamrud. (Approved).	4.636	—	2.000	1.000	—	—	
259.	Construction of 3 Picquets at Pindiali. (Approved).	1.133	—	—	1.133	—	—	
260.	Construction of 51 Khassadars Picquets in N.W. Agency. (Approved).	6.308	—	—	1.000	—	—	
261.	Construction of Levy Picquets at Ghaki Road, Nawa Pass. (Approved).	1.805	—	1.805	0.605	—	—	
262.	Construction of Levy Post at Agra and Kuengi. (Approved).	1.835	—	1.835	1.435	—	—	
263.	Construction of 6 Nos. of Picquets each in Sheri and Bhattani Area. (App.).	1.103	—	1.030	—	—	—	
264.	Construction of 3 old Picquets at Kharzar Bandar Nawagai Road in Bajaur Agency. (Approved).	0.520	—	0.520	—	—	—	
265.	Construction of 14 Picquets in Birmal Valley. (Approved).	1.600	0.963	0.637	—	—	—	
✓ 266.	Construction of 5 Picquets in Mosozai Area Kurram Agency. (Approved).	0.570	0.175	0.395	—	—	—	
267.	Construction of 5 Picquets in Zarwam Shewa Road Daryoba Agency. (App.).	0.570	0.262	0.300	—	—	—	
268.	Construction of Magarine / Kotes in Bajaur Agency.	0.181	—	—	0.181	—	—	
Total (F.C. Levies/Thanas)				..	34.319	29.068	—	—
Total (S. & F. R. Division)				..	57.893	87.498	—	—
Total—PHYSICAL PLANNING & HOUSING					842.686	851.542	5.570	—

MASS MEDIA

(95-96)


MASS MEDIA

(Abstract)

(Million Rupees)

Sl. No.	Sub-Sector	Provision for 1983-84	Foreign Exchange Component		
			Total	Own Resources	Foreign Aid
1	2	3	4	5	6
1.	Radio Broadcasting Programmes	37.796	1.470	1.470	—
2.	Television Programmes	111.800	25.200	25.200	—
3.	External Publicity	8.600	—	—	—
Total (Mass Media)		158.196	26.670	26.670	—

(97-98)




MASS MEDIA

(Million Rupees)

Sl. No.	Name, Location and Status of the Scheme	Total Cost (F.E.C.)	Estimated Expenditure upto June, 1982	Revised Estimates for 1982-83	Allocation for 1983-84		
					Total ADP	Foreign Exchange Component	
						Own Resources	Foreign Aid
1	2	3	4	5	6	7	8
A. MINISTRY OF INFORMATION AND BROADCASTING:							
1.	Pakistan Broadcasting Corporation	555·694 (137·730)	283·656	40·069	37·796	1·470	—
2.	Pakistan Television Corporation	1219·471 (392·958)	627·369	113·130	111·800	25·200	—
3.	Other Programmes (External Publicity)	—	—	—	8·600	—	—
Total—MASS MEDIA				153·199	158·196	26·670	—

RURAL DEVELOPMENT

(101-102)



RURAL DEVELOPMENT

(Million Rupees)


Sl. No.	Name, Location and Status of the Scheme	Total Cost (F.E.C.)	Estimated Expenditure upto June, 1982	Revised Estimates for 1982-83	Allocation for 1983-84			
					Total ADP	Foreign Exchange Component		
						Own Resources	Foreign Aid	
1	2	3	4	5	6	7	8	
A. Local Government and Rural Development Division:								
<i>(On-going Schemes)</i>								
1.	National Centre for Rural Development (App.)	10.265	8.733	0.860	0.589	—	—	
2.	Vocational Centre for Rural Entrepreneurship Centre (Approved)	4.890 (0.745)	4.244	0.258	0.340	—	—	
3.	Data Centre for Rural Development (Approved)	4.898 (1.200)	3.016	0.258	0.276	—	—	
4.	Training Films on Rural Development (Approved)	1.450	0.193	0.344	0.395	—	—	
5.	Federal Rural Roads Engg. Cell (Approved)	2.616	0.418	0.258	0.610	—	—	
6.	Monitoring & Evaluation of Integrated Rural Development (Approved)	3.055 (0.052)	0.418	1.376	0.893	—	0.800 (FAO)	
7.	Construction of Hostel for Local Councillor Trainees & Resource persons. (Approved).	3.973	1.830	0.043	0.342	—	—	
8.	Municipal Training & Research Institute Karachi—First Phase (Approved).	4.900	1.500	2.924	0.417	—	—	
9.	I.R.D. Research Studies Project (Approved).	1.100	0.139	0.258	0.329	—	—	
10.	Establishment of Research & Dev. Centre for Promoting the use & processing of Agriculture Products & Waste in Rural Areas (Approved).	3.872	—	0.338	0.764	—	—	
11.	Design Centre for Rural Crafts (Approved.)	3.515	—	0.332	0.392	—	—	
12.	Pilot Project on Communication Service for Civic Education (App.).	0.600	—	0.516	0.361	—	—	
Total (Local Govt. and Rural Dev. Division) ..					7.765	5.708	—	0.800
B. INTERIOR DIVISION								
ISLAMABAD ADMINISTRATION								
<i>(On-going Schemes)</i>								
13.	R.D. Markaz Tarlai (Approved)	7.444	5.555	1.227	0.569	—	—	
14.	R.D. Markaz Sihala (Approved)	7.824	6.075	1.024	0.623	—	—	
15.	R.D. Markaz Bharakau (Approved)	10.779	3.415	1.566	1.759	—	—	
16.	Sub Urban Villages (Approved)	9.550	5.150	2.580	1.565	—	—	
17.	Rural Road Survey & Purchase of Road making machinery	0.968	—	0.516	0.423	—	—	
Total (On-going schemes) ..					6.913	4.905	—	—
18.	Block Provision for new Projects	—	—	—	4.300	—	—	
Total (Interior Division) ..					6.913	9.205	—	—

(Million Rupees)

Sl. No.	Name, Location and Status of the Scheme	Total Cost (F.E.C.)	Estimated Expenditure upto June, 1982	Revised Estimates for 1982-83	Allocation for 1983-84		
					Total ADP	Foreign Exchange Component	
						Own Resources	Foreign Aid
1	2	3	4	5	6	7	8
C. KASHMIR AFFAIRS AND NORTHERN AREAS DIVISION							
	(i) Azad Kashmir	—	—	27.600	27.741	—	—
	(ii) Northern Areas			11.200	13.932	—	—
	Total (K.A. and N.A. Division)			38.800	41.673	—	—
D. STATES AND FRONTIER REGIONS DIVISION							
	(i) FATA	—	—	14.800	16.000	—	—
	Total (S. & F. R. Division)			14.800	16.000	—	—
	Total—RURAL DEVELOPMENT			67.278	72.586	—	0.800

SCIENCE AND TECHNOLOGY


(105—106)



SCIENCE AND TECHNOLOGY

(Million Rupees)

S. No.	Sub-Sector	Allocation for 1983-84	Foreign Exchange component		
			Total	Own Resources	Foreign Aid
1	2	3	4	5	6
1.	PCSIR	26.279	17.205	11.705	5.500
2.	ATDO	4.025			
3.	National Institute of Electronics	7.825			
4.	Silicon Technology	4.347			
5.	PASTIC	0.087			
6.	IDFCRC	8.260			
7.	P.S.F.	2.261			
8.	P.M.R.C.	5.651			
9.	Council for Works & Housing Research	2.314			
10.	Institute of Power	1.912			
11.	Other Projects of M/o Science & Technology	6.609			
12.	P.A.R.C.	190.413	131.720	0.200	131.520
13.	D.G.E.R.	43.628	26.290	—	26.290
14.	H.D.I.P.	4.414	—	—	—
15.	Cotton Research	4.254	2.147	2.147	—
16.	Institute of Farm Management	17.200	—	—	—
17.	Equipment for Science Laboratories	8.600	—	—	—
18.	Institute of Water logging & Salinity	9.460	3.400	3.400	—
19.	Energy Conservation	4.720	3.000	—	3.000
20.	Tobacco Board	3.158	—	—	—
Total ..		355.417	183.762	17.452	166.310



SCIENCE AND TECHNOLOGY

(Million Rupees)

Sl. No.	Name, Location and Status of the Scheme	Total Cost (F.E.C.)	Estimated Expenditure upto June, 1982	Revised Estimates for 1982-83	Allocation for 1983-84		
					Total ADP	Foreign Exchange Component	
						Own Resources	Foreign Aid
1	2	3	4	5	6	7	8
A—MINISTRY OF SCIENCE & TECHNOLOGY :							
I. Main Division :							
1.	National Institute of Bio Technology (Un-app.)	50.000 (15.000)	—	—	1.826	—	—
2.	National Centre for Transfer of Technology (App.)	1.992 (0.700)	0.083	0.520	1.217	—	—
Total (MAIN)				0.520	3.043	—	—
II. PCSIR :							
<i>(Approved on-going Schemes)</i>							
(i) PCSIR LABORATORIES, LAHORE							
(a) Food							
3.	Deterpenation of Citrus Oil	0.403	0.275	0.065	0.055	—	—
4.	Pilot Plant Facilities for market evaluation of Indigenous Beverages	0.150	0.100	0.044	0.055	—	—
5.	Research and Development on the Utilization of Nickel Catalyst for Hydrogenation of Oils	0.800 (0.100)	0.400	0.355	0.039	—	—
6.	Development of Foam Mat Dryer for Production of Fruit/Vegetable Juice Powder, Egg Powder etc.	0.385 (0.012)	0.188	0.164	0.029	—	—
7.	Development of a system to produce and use Protein for Human Monogastric and Polygastric animals from forages in Pakistan	1.561	—	0.444	0.483	—	—
(b) Infrastructure :							
8.	Balancing and Modernization of Pilot Plant Design and Development Division of Lahore Laboratories	2.914 (1.300)	1.659	0.114	0.123	—	—
9.	Balancing of Infrastructure and construction of essential Laboratories space for PCSIR Labs., LAHORE	1.820	0.800	0.905	0.100	—	—
10.	Creating R&D base for Research in the Development of Know-how for the technical glasses	1.450 (0.500)	0.700	0.444	0.266	—	—
11.	Sewerage connection to Main City Sewerage disposal system PCSIR Labs., Lahore	1.650	—	0.400	1.087	—	—
(c) Minerals :							
12.	Pilot Plant Study for the Development of technology for production of high quality glass Sands with particular reference to Thana Bulla Khan Sands in Sind	0.980	0.400	0.515	0.057	—	—
13.	Beneficiation and Utilisation of Domestic Iron Ores for direct Reduced Iron Pellets.	1.600 0.800	0.223	0.444	0.811	—	—
14.	Pilot Plant Study for manufacture of Activated Fullers Earth	0.800 (0.250)	0.350	0.479	—	—	—

Sl. No.	Name, Location and Status of the Scheme	Total Cost (F.E.C.)	Estimated Expenditure upto June, 1982	Revised Estimates for 1982-83	Allocation for 1983-84		
					Total ADP	Foreign Exchange Component	
						Own Resources	Foreign Aid
1	2	3	4	5	6	7	8
(d) Metal Industry :							
15.	Development of Electrolytic Brightners and Auxiliary Chemicals for Electro-plating Industry	0.600 (0.400)	0.297	0.266	0.032	—	—
16.	State of Art of Indigenous Foundry Technology	0.110	0.100	0.009	0.001	—	—
(e) Ceramics :							
17.	Pre-pilot Plant Studies for Manufacture of high Grade Ceramic resistors and High Rupture Capacity Cartridge Fuses	0.175	0.100	0.066	0.008	—	—
(f) Machinery :							
18.	Design and Fabrication of Rotary Vacuum Filter	0.357 (0.105)	0.145	0.095	0.102	—	—
(g) Pesticides :							
19.	Modified Process for Production of Nicotine Sulphate from Tobacco Waste	0.200	0.150	0.044	0.005	—	—
(h) Pharmaceutical :							
20.	Development of Indigenous Production of Menthol	0.600 (0.150)	0.426	0.155	0.017	—	—
(i) Petrochemical :							
21.	State of Art in the Manufacture of BTX based chemicals and their assessment for utilization in Pakistan	0.270	0.170	0.089	0.010	—	—
(j) Textile Industry :							
22.	Creation of Pilot Plant Facilities for Study of Indigenous Manufacture of Textile Dyes	0.950 (0.300)	0.250	0.621	0.084	—	—
(ii) PCSIR LABORATORIES, KARACHI :							
(a) Rural Technology :							
23.	Developing the Technology of Nitrogenous Biofertilizer for Leguminous Plants(First Phase)	0.350 (0.136)	0.256	0.083	0.010	—	—
24.	Investigation on the utilization of Agricultural and Industrial waste from the production of fungal protein	0.250	0.150	0.089	0.010	—	—
25.	Inexpensive technologies for drinking water in Rural Areas	1.820 (0.150)	—	0.728	0.949	—	—
(b) Textile Industry :							
26.	Pilot Plant for re-use of water from Mercerizing waste of Textile Industry	1.500 (0.350)	0.800	0.422	0.068	—	—
27.	Re-use of water from Desizing waste of Textile Industry	1.500 (0.407)	—	0.444	0.483	—	—
(c) Chemicals :							
28.	Manufacture of Phthalocynine Green Pigment	0.600 (0.150)	0.200	0.355	0.039	—	—
29.	Pilot Plant Study for Manufacture of Fumaric Acid	0.280	—	0.133	0.128	—	—

(Million Rupees)

Sl. No.	Name, Location and Status of the Scheme	Total Cost (F.E.C.)	Estimated Expenditure upto June, 1982	Revised Estimates for 1982-83	Allocation for 1983-84		
					Total ADP	Foreign Exchange Component	
						Own Resources	Foreign Aid
1	2	3	4	5	6	7	8
(d) Infrastructure							
30.	Expansion of Instrumentation Repair and Maintenance Section of Karachi Laboratories	1.815 (0.900)	1.538	0.246	0.027	—	—
31.	Construction of Boundary wall and updating water/Sewerage Services of PSCIR Labs., Karachi	1.928	—	0.710	1.059	—	—
(e) Energy :							
32.	Development of the Technology for the Fabrication of Nickel Cadmium Batteries.	1.871 (0.890)	0.642	0.647	0.506	—	—
(f) Food :							
31.	Development Marinated Fermented and Spices Products from Fish and Shell Fish ...	0.250	0.127	0.109	0.012	—	—
(g) Instrument :							
34.	Fabrication of Gas Liquid Chromatograph (FLC) with Thermal Conductivity Detector...	0.400 (0.085)	0.200	0.178	0.019	—	—
(h) Pharmaceutical :							
35.	Mini-Pilot Plant Production Study of Anti-Amoebic Drugs (Di-Idohydroxy and Di-Bromohydroxy Quinolones) ...	0.500 (0.150)	0.300	0.178	0.019	—	—
(i) Building Protection :							
36.	Termite Proofing of Soil concrete and Wood in House and other commercial Building ...	0.420 (0.080)	0.230	0.168	0.019	—	—
(iii) PCSIR LABORATORIES, PESHAWAR :							
(a) Pharmaceuticals :							
37.	Pilot Plant Study and Extraction of Aescscin from Assculus Indica ...	0.390	0.090	0.266	0.030	—	—
38.	Preparation of "2-(4-Isobutyl Phenyle) Propionic acid and N-(2, 3 Xylyol)- Propionicacid on a pilot Plant scale ...	0.600 (0.100)	—	0.266	0.290	—	—
39.	Production of Silymarine (Silybenol) from Silybum Marianum ...	0.550 (0.050)	—	0.200	0.304	—	—
40.	Studies on New Isoquinoline Alkaloid search for antineoplastic agents. ...	0.833	—	0.355	0.213	—	—
(b) Rural Technology :							
41.	Research Extension activities in the Northern Areas—Food Technology ...	0.200	—	0.089	0.097	—	—
42.	Survey and Production of cementitious materials other than portland cement ...	0.350	0.250	0.089	0.010	—	—
(c) Food :							
43.	Pilot Plant Study for Production of Fruit based (guava & apple) Beverages ...	0.450 (0.100)	—	0.266	0.160	—	—

Sl. No.	Name, Location and Status of the Scheme	Total Cost (F.E.C.)	Estimated Expenditure upto June, 1982	Revised Estimates for 1982-83	Allocation for 1983-84		
					Total ADP	Foreign Exchange Component	
						Own Resources	Foreign Aid
1	2	3	4	5	6	7	8
(d) Infrastructure :							
44.	Updating of Civil Engineering Infrastructure of PCSIR Labs., Peshawar	1.250	—	0.444	0.701	—	—
(e) Minerals :							
45.	Production of "Gypdri-Dessicant" from Gypsum-Pilot Plant Study	0.195	—	0.115	0.070	—	—
(iv) NATIONAL PHYSICAL AND STANDARDS LABORATORIES, ISLAMABAD :							
(a) Infrastructure :							
46.	National Physical and Standards Laboratory, Islamabad.	26.126 (11.378)	22.391	1.783	5.104	—	—
(v) SOLID FUEL RESEARCH DIVISION PCSIR, KARACHI :							
47.	Smokeless Briquettes from Lakhra Coal (Development Technology for Small Industries)	0.650	0.400	0.222	0.024	—	—
(vi) LEATHER RESEARCH DIVISION, PCSIR, KARACHI :							
(a) Leather Technology :							
48.	Pilot Production and Evaluation studies on Bacterial Bating Agents for Leather Training Industry.	0.175	0.100	0.067	0.007	—	—
49.	Leather tanning Ancillaries from waste sulphite-liquor of paper Industry.	0.150	0.050	0.089	0.010	—	—
50.	Improvement in Indigenous Leather tanning Technologies	0.125	0.075	0.044	0.005	—	—
(b) Infrastructure :							
51.	Improvement in Civil Engineering Infrastructure of the Divisions of Solid Fuel and Leather Research	0.650	—	0.222	0.372	—	—
(vii) PAK - SWISS TRAINING CENTRE, PCSIR, KARACHI :							
(a) Machinery :							
52.	Establishment of Tools, Dies and Moulds Design and Manufacturing of workshop in PSTC	12.628 (9.008)	5.500	4.552	2.240	—	2.000 (Swiss)
53.	Development of Design and Technology for fabrication of Engraving Machine	0.270	—	0.240	0.025	—	—
(viii) PROJECT ADMINISTERED BY HEAD OFFICE :							
(a) Infrastructure :							
54.	Survey and Identification of Priority R & D Inputs Needed for Environmental Research	0.200	0.150	0.044	0.005	—	—
55.	Establishment of Nucleus of PCSIR Laboratories, Quetta.	1.050	0.300	0.400	0.304	—	—
56.	Research Programme in collaboration with Baluchistan University	1.000	0.400	0.533	0.058	—	—

(Million Rupees)

Sl. No.	Name, Location and Status of the Scheme	Total Cost (F.E.C.)	Estimated Expenditure upto June, 1982	Revised Estimates for 1982-83	Allocation for 1983-84		
					Total ADP	Foreign Exchange Component	
						Own Resources	Foreign Aid
1	2	3	4	5	6	7	8
(b) Rural Technology :							
57.	Establishment of Training and Demonstration Centre for Rural Technologies Developed by PCSIR at Peshawar, Lahore and Karachi	1.100	0.377	0.533	0.165	—	—
(c) Research Utilization :							
58.	Expansion of Directorate of Industrial Liaison PCSIR Head Office, Karachi.	0.450	0.250	0.178	0.019	—	—
Total (on-going)				21.405	16.875	—	2.000
(New schemes)							
(a) Minerals :							
59.	Multipurpose Ore Beneficiation Pilot Plan (Un-app.)	19.500 (9.660)	—	2.220	2.248	—	—
60.	Balancing, Modernizing and Strengthening of existing set up of the Ore-Processing and Metallurgy Division (Un-app.)	4.900 (2.800)	—	0.450	1.304	—	—
(b) Rural Technology							
61.	Improvement in traditional technologies for improved quality and output such as handlooms, brick making, pottery, fibre making etc. (Un-app.)	8.000 (0.800)	—	—	0.869	—	—
62.	Health : Potable water, low cost-sanitation; preventive/curative household remedies (Un-app.)	25.000 (2.500)	—	—	1.852	—	—
63.	National Institute for clean Energy (Un-app.)	50.000 (15.000)	—	—	0.087	—	—
64.	Training programme/process Control Instrumentation at Pak-Swiss Training Centre (Un-app.)	37.000 (3.700)	—	—	3.043	—	1.500 (ILO)
Total (New Schemes)				2.670	9.404	—	1.500
Total (PCSIR)				24.075	26.279	—	3.500
III. ATDO :							
(On-going Schemes)							
65.	Evolving Appropriate Irrigation Techniques for water scarcity areas (App.)	0.863	—	0.258	0.525	—	—
66.	R & D. on Integrated Biogas Generation System (App.)	0.600	0.468	0.086	0.040	—	—
Total (On-going)				0.344	0.565	—	—
(New Schemes)							
67.	R & D./Dissemination of Mini/Micro Hydel-Technology (App.)	4.700	—	—	1.548	—	—
68.	R & D./and pilot plant studies for mini-paper plants (Un-app.)	2.400	—	—	1.043	—	—
69.	R & D./Dissemination of Low cost building construction material system and technologies (Un-app.)	4.700	—	—	0.869	—	—
Total (New Schemes)				—	3.460	—	—
Total (ATDO)				0.344	4.025	—	—

(Million Rupees)

Sl. No.	Name, Location and Status of the Scheme	Total Cost (F.E.C.)	Estimated Expenditure upto June, 1982	Revised Estimates for 1982-83	Allocation for 1983-84		
					Total ADP	Foreign Exchange Component	
						Own Resources	Foreign Aid
1	2	3	4	5	6	7	8
IV. NIO/NIE/STDC :							
70.	National Institute of Oceanography (Phase-I) ..	4.800 (0.350)	2.279	1.800	0.609	—	—
71.	National Institute of Oceanography (Phase-II)	75.000	—	—	1.565	—	—
72.	National Institute of Electronics (App.) ..	31.520 (12.960)	17.950	10.010	7.825	—	—
73.	Silicon Technology Development Centre Islamabad. (App.)	19.900 (12.700)	2.760	10.054	4.347	—	—
Total (NIO/NIE/STDC) ..				21.864	14.346	—	—
(V) PASTIC :							
74.	PASTIC, Islamabad (App.)	21.430 (9.282)	11.726	3.526	—	—	—
75.	Expansion of PASTIC and its sub-centres (Un-app.)	43.000 (2.000)	—	—	0.087	—	—
Total (PASTIC) :				3.526	0.087	—	—
VI. IRRIGATION DRAINAGE AND FLOOD CONTROL RESEARCH COUNCIL :							
76.	Drainage & Reclamation Institute of Pakistan, Tandojam/Khairpur. (Approved).	39.940 (14.680)	26.795	5.923	5.217	—	2.000 (Netherlands)
77.	Lysimeter Studies in Tandojam. (Approved) ..	3.800 (0.250)	1.745	0.265	0.348	—	—
78.	Lysimeter Studies in Punjab, Lahore. (Approved)	1.670 (0.050)	0.590	0.176	0.304	—	—
79.	Pakistan Desertification Monitoring Unit, Lahore/Bahawalpur. (Approved).	4.000 (0.100)	0.400	0.972	1.043	—	—
80.	Aid for Research, Islamabad. (Approved) ..	1.500	0.370	0.176	0.217	—	—
81.	Some Basic Studies Hydraulic Problems, Lahore. (Approved).	2.204 (0.150)	2.536	0.071	—	—	—
82.	Special Short Term Studies, Islamabad. (Approved).	3.000	0.500	0.884	0.435	—	—
83.	Monitoring Programme for East Khairpur Tile Drainage Project, Khairpur (Submitted for approval).	4.400 (2.400)	—	0.884	0.435	—	—
84.	Establishment of Pilot Tile Drainage Projects in other Provinces.	20.000 (5.000)	—	—	0.087	—	—
85.	Water Harvesting Unit Islamabad. (Un-approved).	3.500	—	—	0.087	—	—
86.	Permanent Headquarter for the Council & International Hydrological Programme, Islamabad.	4.000	—	—	0.087	—	—
Total—(IDFCRC) ..				9.351	8.260	—	2.000

(Million Rupees)

Sl. No.	Name, Location and Status of the Scheme	Total Cost (F.E.C.)	Estimated Expenditure upto June, 1982	Revised Estimates for 1982-83	Allocation for 1983-84		
					Total ADP	Foreign Exchange Component	
						Own Resources	Foreign Aid
1	2	3	4	5	6	7	8
VII. Pakistan Science Foundation							
87.	Establishment of Pakistan Science Foundation Complex Islamabad. (Un-app.)	51.000 (5.000)	—	—	0.087	—	—
88.	Pakistan Museum of Natural History, Islamabad, (Phase II). (Un-app.)	74.000 (2.000)	—	—	2.174	—	—
Total (P.S.F.)				—	2.261	—	—
VIII. Projects to be funded under U. S. P. S. P. C.							
89.	Chromosome numbers of Vascular Plants of Pakistan. (App.)	1.761	—	0.995	0.174	—	—
90.	Bisbenzyl Isoquinoline Alkaloids from Medicinal Plants of Pakistan. (App.)	1.884	—	0.601	0.174	—	—
91.	Studies on the Trace Elements Contents of water and Foodstuff. (App.)	1.171	—	0.236	0.174	—	—
92.	Tissue Culture of Plants for Opium Alkaloids and Aromatics from Pak. (App.)	0.860	—	0.385	0.174	—	—
93.	Age and Technical History of the Karakorum Hindu Kush ranges and Intermittance Basis of Northern Pakistan and Exploration of Mineral Associated with their Metalegetic Provinces. (App.)	4.200	—	0.536	0.174	—	—
94.	Study of Restriction Enzymes. (App.)	2.050	—	—	0.174	—	—
Total (P. Sc. Foundation)				2.753	1.044	—	—
IX. National Science Council							
95.	Research Unit for Science in Islamic Polity (Study of the Past, Present and Future of Science and Technology in Pakistan in the overall perspective of S.&T. Development and the Resurgence of Islamic World. (App.)	0.900	0.484	0.416	0.087	—	—
96.	Institute of Science Studies in Islamic Polity Phase I. (Un-app.)	4.550 (0.160)	—	—	0.261	—	—
Total (N. Sc. Council)				0.416	0.348	—	—
X. Pakistan Medical Research Council							
97.	Research Works on National Health Problems 1983-84. (Un-App.)	19.800 (0.500)	—	—	2.474	—	—
98.	Clinical research unit in Gastroentrolgy in-JPMC, Karachi. (App.)	0.800	—	0.445	0.309	—	—
99.	Health Services Research Project. (App.)	10.500	3.000	1.800	2.000	—	—
100.	Establishment of Four (4) new research centres at:						
	(i) Ayub Medical College, Abbottabad.						
	(ii) Army Medical College, Rawalpindi.	3.724	1.500	1.224	0.868	—	—
	(iii) Quaid-e-Azam Medical College, Bahawalpur and						
	(iv) Chandka Medical College, Larkana (App.)						
Total (PMRC)				3.469	5.651	—	—

(Million Rupees)

Sl. No.	Name, Location and Status of the Scheme	Total Cost (F.E.C.)	Estimated Expenditure upto June, 1982	Revised Estimates for 1982-83	Allocation for 1983-84			
					Total ADP	Foreign Exchange Component		Foreign Aid
						Own Resources	Foreign Exchange	
1	2	3	4	5	6	7	8	
XI Council for Works and Housing Research :								
101.	Estb. of National building Research Institute. (Un-app.)	50.000 (15.000)	—	0.086	1.738	—	—	
102.	Undertaking & fostering Dev. Research Based on results of councils R. & D. Activiy.) (Un-APP).	10.000	—	—	0.087	—	—	
103.	Prolonging the life of Earth Building in Pak. (Un-app.)	0.500	—	0.215	0.248	—	—	
104.	Preparation of Tech. Economic Feasibility Report for the Manufacturing of Soil-line Bricks Industrially (Un-app.) ..	0.500	—	0.025	—	—	—	
105.	Manufacturing & application of light-weight concrete & Introduction of pre-Fabrication (Un-app).	0.250	—	0.103	0.128	—	—	
105.	Ferro-cement for low cost roofing. .. (Un-app.)	0.130	—	—	0.113	—	—	
Total (CWHR)				0.429	2.314	—	—	
XII. Institute of Power :								
107.	National Institute of Power Revised (Un-app.)	30.000	—	0.400	1.912	—	—	
Total (Institute of Power) ..				0.400	1.912	—	—	
Total (Ministry of Science & Technology) ..				67.147	69.570	11.705	5.500	
B. AGRICULTURE RESEARCH DIVISION :								
<i>(On-going)</i>								
I. Research on Crop Production :								
108.	Strengthening of Agri. Research Capabilities in Pakistan (Un-app.)	373.820 (101.620)	176.591	50.000	35.400	—	15.000 (US-AID)	
109.	Pakistan Agricultural Research Development Project (App.)	396.504 (175.932)	9.019	49.000	73.326	—	64.000 World Bank	
110.	Arid Zone Research Institute (App.)	50.000 2,465	14.668	7.000	6.120	0.200	—	
111.	Research and Introduction of Tea crop (App.).	(2.456) (0.035)	1.554	0.350	0.205	—	—	
112.	Cooperative Research programme of food legumes (coordinated pulses project) Islamabad and Provinces (App.)	2.804 (2.804)	0.689	0.913	1.202	—	1.202 (IDRC)	
113.	Barani (Rainfed) Agricultural Research and Development Project Islamabad (Un-app.) ..	155.510 (92.520)	—	16.195	32.317	—	28.56 (CIDA)	
114.	Cooperative Programme for Research productivity Improvement and Marketing of Potatoes in Pakistan (App.)	12.717 (7.200)	—	0.135	2.583	—	2.000 Swiss	
115.	Maximization and strengthening of research in oilseed crop in Pakistan (App.)	4.000	—	2.000	1.166	—	—	
116.	Block provision for PL-480 research projects ..	239.606	87.269	15.000	11.656	—	—	
Total (On-going) ..				140.593	163.975	0.200	110.771	

(Million Rupees)

Sl. No.	Name, Location and Status of the Scheme	Total Cost (F.E.C.)	Estimated Expenditure upto June, 1982	Revised Estimates for 1982-83	Allocation for 1983-84			
					Total ADP	Foreign Exchange Component		Foreign Aid
						Own Resources		
1	2	3	4	5	6	7	8	
<i>(New)</i>								
117.	Italian Technical Assistance for cultivation of olive, vegetables and Fruits (Un-app.)	60·000 (45·000)	—	—	9·583	—	9·000 (Italy)	
118.	Survey of farm level storage losses in major foodgrains (App.)	4·800 (3·600)	—	—	1·723	—	1·617 (ADB)	
119.	National chickpea improvement project (Un-app.)	4·022 (3·600)	—	—	1·886	—	1·770 (ADB)	
120.	National AGR'S Centre in Pakistan (Un-app.)	6·770 (2·014)	—	—	0·006	—	—	
121.	Establishment of Tea Research station and Development of tea production (Un-app.)	30·000 (10·000)	—	—	0·006	—	—	
122.	National Date Palm Research Institute (Un-app.)	15·000 (3·000)	—	—	0·006	—	—	
123.	Developing profitable cropping patterns and crop rotations in different agroecological areas/zones of Pakistan (Un-app.)	15·000	—	—	0·006	—	—	
Total (New) ..					—	13·216	—	12·387
Total (Research on Crop Production) ..					140·593	177·191	0·200	123·158
II. Plant Protection :								
<i>(On-going)</i>								
124.	Research on Viral, bacterial nematodes deficiency diseases of crop plants (App.)	0·998	0·667	0·208	0·200	—	—	
Total (Plant Protection) ..					0·208	0·200	—	—
III. SOIL :								
<i>(On-going)</i>								
125.	Coordinated Research programme on Saline Agriculture (App.)	4·900	1·268	1·000	0·583	—	—	
126.	National Outreach Research Project on Soil fertility and fertilizer use in Pak. (App.)	4·950	0·639	1·000	0·699	—	—	
Total (Soil) ..					2·000	1·282	—	—

(Million Rupees)

Sl. No.	Name, Location and Status of the Scheme	Total Cost (F.E.C.)	Estimated Expenditure upto June, 1982	Revised Estimates for 1982-83	Allocation for 1983-84		
					Total ADP	Foreign Exchange Component	Foreign Aid
1	2	3	4	5	6	7	8
IV. Mechanization							
<i>(On-going)</i>							
127.	Agricultural Machinery Division (App.) ..	22.189 (6.480)	2.738	2.596	3.749	—	2.000
Total (Mechanization) ..				2.596	3.749	—	2.000
V. Animal Husbandry :							
<i>(On-going)</i>							
128.	National programme for livestock feed research & nutrition (App.) ..	22.000 17.185	—	7.000	6.909	—	6.362
Total (Animal Husbandry)				7.000	6.909	—	6.362
VI. Agri. Education :							
<i>(On-going)</i>							
129.	Training of agri. resead. scientists in on—farm crop yield constraints resead. methodologies, Islamabad.	0.159	—	0.152	—	—	—
Total (Agri. Education)				0.152	—	—	—
VII. Agri. Extension :							
130.	Maximization of wheat, rice, maize and ground nuts in three distts. viz, Gujrat, Mardan & Islamabad.	167.000 (130.000)	—	—	1.165	—	—
Total (Agri. Extension)				—	1.165	—	—
Total (Agri. Research Divn.)				152.549	190.413	0.200	131.520
C. MINISTRY OF PETROLEUM AND NATURAL RESOURCES :							
I. D.G.E.R.							
<i>(On-going Schemes)</i>							
131.	Rural Energy Project (Revised)	80.240 (38.520)	1.426	7.550	3.884	—	3.170
132.	Rural Energy for Village Electrification (Revised)	36.110 (27.070)	0.100	17.800	15.546	—	12.080

(Million Rupees)


Sl. No.	Name, Location and Status of the Scheme	Total Cost (F.E.C.)	Estimated Expenditure upto June, 1982	Revised Estimates for 1982-83	Allocation for 1983-84		
					Total ADP	Foreign Exchange Component	
						Own Resources	Foreign Aid
1	2	3	4	5	6	7	8
133.	Solar Development Project. (App.) ..	19.933 (16.150)	1.271	12.700	8.878	—	6.900
134.	Biogas Development Project (Revised)	195.000	5.190	10.000	8.600	—	—
135.	Economic Studies in Energy Sector ..	28.200	0.556	1.000	0.860	—	—
136.	Energy Conservation (Revised) ..	39.583 (2.230)	2.097	1.750	5.860	—	4.140
Total—(On-going Schemes) ..				50.800	43.628	—	26.290
<i>(New Schemes) :</i>							
137.	Energy Resources Assessment Survey (new) ..	42.000 (5.000)	—	2.820	—	—	—
Total—(New Schemes) ..				2.820	—	—	—
Total—(D.G.E.R.) ..				53.620	43.628	—	26.290
II. Hydrocarbon Development Institute of Pakistan :							
<i>(On-going Schemes)</i>							
138.	CNG Lab., Karachi ..	4.969	2.336	0.811	2.009	—	—
139.	Hydro Bioh Energy Project, Islamabad ..	3.300	1.700	0.590	1.376	—	—
140.	Petroleum Geology Laboratories, Islamabad ..	2.617	1.420	0.348	1.029	—	—
Total—(HDIP) ..				1.749	4.414	—	—
Total—(Ministry of Petroleum and Natural Resources) ..				55.369	48.042	—	26.290
D. FOOD AND AGRICULTURE DIVISION							
I. Research on Crop Production							
<i>(On-going)</i>							
141.	Strengthening of Research facilities of P.I.C.R.&T. Karachi. (App.) ..	4.347 (4.347)	1.400	1.000	1.674	} 2.147	—
142.	Extension proposal for Establishment of CRI, Sakrand. (App.) ..	18.419 (1.786)	4.177	3.000	2.580		
Total (Research on Crop Production) ..				4.000	4.254	2.147	—
II. On-farm Water Management							
143.	Institute of Farm Water Management ..	—	—	—	17.200	—	—
Total (Food & Agri. Division) ..				4.000	21.454	2.147	—

(Million Rupees)

Sl. No.	Name, Location and Status of the Scheme /	Total Cost (F.E.C.)	Estimated Expenditure upto June, 1982	Revised Estimates for 1982-83	Allocation for 1983-84		
					Total ADP	Foreign Exchange Component	
						Own Resources	Foreign Aid
1	2	3	4	5	6	7	8
E. MINISTRY OF EDUCATION							
144.	Equipment for Science Laboratories	—	—	—	8.600	—	—
	Total (M/o Education) ..			—	8.600	—	—
F. MINISTRY OF WATER & POWER							
145.	Institute of Water logging and Salinity ..	—	—	—	9.460	3.400	—
	Total (M/o Water & Power) ..			—	9.460	3.400	—
G. PLANNING & DEV. DIVISION							
146.	Energy Planning & Conservation Project ..	—	—	—	4.720	—	3.000
	Total (Planning & Dev. Div.) ..			—	4.720	—	3.000
H. MINISTRY OF COMMERCE							
I. Pakistan Tobacco Board							
<i>(On-going)</i>							
147.	Construction of Offices barns, sheds, laboratories and residential accommodation at Tobacco Research Station, Khan Garhi Mardan. (App.)	6.060 (0.550)	6.925	0.860	1.565	—	—
148.	Construction of Offices barns, sheds and residential accommodation at Tobacco Research Station Mansehra.	1.539 (0.050)	2.011	1.288	0.538	—	—
149.	Purchase of Land for two Research Stations in Punjab and construction of Offices, barns sheds and residential accommodation (App.)	4.075 (0.100)	3.696	0.860	1.055	—	—
	Total (M/o Commerce) ..			3.008	3.158	—	—
	Total—SCIENCE & TECHNOLOGY ..			282.073	355.417	17.452	166.310


**D. SOCIAL DEVELOPMENT
AND
HUMAN RESOURCES SECTORS**

(121-122)



EDUCATION AND MANPOWER

(123-124)




EDUCATION AND MANPOWER

(Abstract)

(Million Rupees)

Sl. No.	Sector/Sub-Sector	Allocation for 1983-84	Foreign Exchange Component		
			Total	Own Resources	Foreign Aid
1	2	3	4	5	6
A. EDUCATION					
1.	Primary Education	29,481	3,200	—	3,200
2.	Secondary Education	32,798	1,000	—	1,000
3.	Teacher Education	3,273	1,612	—	1,612
4.	Technical Education	15,180	4,000	—	4,000
5.	College Education	12,366	—	—	—
6.	University and Higher Education	293,421	49,592	38,814	10,778
7.	Scholarships and Loans	54,907	44,144	44,144	—
8.	Literacy Programme	34,937	—	—	—
9.	Production and Supply of Text Books	17,814	10,970	0,970	10,000
10.	Dev. of Lib. Services & Museums	28,127	—	—	—
11.	Miscellaneous Prog. of Edu. Div.	10,192	1,550	0,300	1,250
B. MANPOWER					
12.	National Vocational Skill Training	195,640	161,910	—	161,910
13.	Social Security Scheme	2,535	2,535	—	2,535
14.	Other Schemes of Manpower	1,616	—	—	—
C. OTHER DIVISIONS					
15.	Cabinet Division	17,200	—	—	—
16.	Establishment Division	31,730	—	—	—
17.	Planning Division	34,125	14,918	—	14,918
18.	Statistics Division	1,656	1,326	1,326	—
D. SPECIAL AREAS					
19.	Azad Kashmir	32,100	—	—	—
20.	Northern Areas	21,285	—	—	—
21.	FATA	85,900	—	—	—
Total (Education & Manpower)		956,283	296,757	85,554	211,203



EDUCATION AND MANPOWER

(Million Rupees)

Sl. No.	Name, Location and Status of the Scheme	Total Cost (F.E.C.)	Estimated Expenditure up to June, 1982	Revised Estimates for 1982-83	Allocation for 1983-84		
					Total ADP	Foreign Exchange Component	
						Own Resources	Foreign Aid
1	2	3	4	5	6	7	8
A. MINISTRY OF EDUCATION :							
I. Primary Education :							
(a) F.G.E.I. :							
<i>(On-going Approved):</i>							
1.	Provision of Additional Accommodation in 12 Primary Schools at Islamabad.	104.465	9.900	1.658	0.860	—	—
2.	Construction of 44 Primary schools in Federal Areas.	9.961	9.361	0.950	0.281	—	—
3.	Establishment of 34 Primary Schools in Rural Area of Islamabad.	9.472	3.509	5.664	0.860	—	—
4.	Improvement and Expansion of 16 Primary Schools in F.A.	2.594	2.293	0.286	0.118	—	—
5.	Establishment of 15 Primary Schools in Newly Developed Sectors of Islamabad.	17.761	—	7.600	1.720	—	—
6.	Expansion of Building of Existing Primary Schools at Islamabad.	3.800	—	2.000	0.860	—	—
Sub-Total—(On-going Approved)				18.158	4.699	—	—
<i>(On-going Un-approved):</i>							
7.	Establishment of 10 Primary Schools in Newly Developed Sectors of Islamabad. (Rev. Un-approved)	8.289 <u>11.778</u>	8.289	0.286	0.860	—	—
8.	Construction and Expansion of 20 Primary Schools in Federal Areas (Rev. Un-app.)	(—) 2.500 <u>4.866</u>	—	1.425	0.430	—	—
Sub-Total—(On-going Un-approved)				1.711	1.290	—	—
Total—(On-going)				19.869	5.989	—	—
<i>(New Approved)</i>							
9.	Construction of Boundary Wall in 12 Primary Schools in Federal Areas.	0.647	—	—	0.172	—	—
Sub-Total—(New Approved)				—	0.172	—	—
<i>(New un-approved):</i>							
10.	Opening of 12 new Primary Schools in Urban Area of Islamabad.	12.000	—	—	0.430	—	—
11.	Opening of 10 New Primary Schools in Rural Area of Islamabad.	10.000	—	—	0.430	—	—

(Million Rupees)

Sl. No.	Name, Location and Status of the Scheme	Total Cost (F.E.C.)	Estimated Expenditure upto June, 1982	Revised Estimates for 1982-83	Allocation for 1983-84		
					Total ADP	Foreign Exchange Component	
						Cwn Resources	Foreign Aid
1	2	3	4	5	6	7	8
12.	Construction of Female Hostel in cluster of Primary Schools in F.A.	4.000	—	—	0.430*	—	—
13.	Supply of Sports Gear and Provision of Children Park in Primary Schools in Islamabad and F.A.	1.450	—	—	0.215	—	—
14.	Construction of Primary and Secondary School Buildings at Malpur.	6.310	—	—	0.430	—	—
Sub-Total—(New Un-approved)				—	1.925	—	—
Total—(New)				...	—	2.107	—
Total—(F.G.E.I.)				...	19.869	8.096	—
<i>(b) CANTONMENT</i>							
<i>(On-going Approved)</i>							
15.	Establishment of 22 Primary Schools in Cantt. Area.	14.086	10.382	23.515	1.817	—	—
16.	Expansion of 3 Primary Schools in Cantt.	4.860	3.900	0.912	0.076	—	—
17.	Establishment of a New Primary School at Sindhi Para Cantt.	0.725	—	0.344	0.172	—	—
18.	Establishment of a New Primary School at Army Apprentice School, Murree.	0.725	—	0.344	0.172	—	—
19.	Construction of New Building for F.G. Primary School, Hussain-a-Abad.	0.982	—	0.456	0.258	—	—
20.	Construction of new building for F.G. Primary School, Rukh Kaki Kohna, Shorekot.	0.958	—	0.361	0.028	—	—
Total—(Cantonment)				...	25.932	2.753	—
<i>(c) FEDERAL PROGRAMMES</i>							
<i>(On-going Approved)</i>							
21.	Primary Education Project	9.940 (7.210)	3.491	1.180	3.458	—	3.200 (IDA)
22.	Expansion of the School Building in F-7/3 to accommodate the Junior Section of Islamabad College for Girls, F-6/2, Islamabad.	3.500	—	2.625	0.430	—	—
23.	Expansion of School Building in F-7/4, to Accommodate the Junior Section of Islamabad College for Boys, F-6/3, Islamabad.	3.500	—	2.625	0.430	—	—
24.	Expansion of School Building in F-7/4 to accommodate the Junior Section of Islamabad College for Boys, G-6/3, Islamabad. (Provision of a Bus).	0.400	—	0.300	—	—	—
25.	Expansion of School Building in F-7/3 to accommodate the Junior Section of Islamabad College for Girls, F-6/2, Islamabad (Provision of a Bus).	0.400	—	0.300	—	—	—
Total—(On-going)				...	7.030	4.318	3.200

*Release of funds subject to the approval of the scheme.

(Million Rupees)

Sl. No.	Name, Location and Status of the Scheme	Total Cost (F.E.C.)	Estimated Expenditure upto June, 1982	Revised Estimates for 1982-83	Allocation for 1983-84		
					Total ADP	Foreign Exchange Component	
						Own Resources	Foreign Aid
1	2	3	4	5	6	7	8
<i>(New Un-approved)</i>							
26.	Establishment of Federal Coordination Unit (Pay and Allowances)	0.720	—	—	0.258	—	—
27.	Establishment of Provincial Coordination Units (Pay and Allowances)	0.840	—	—	0.722	—	—
28.	Supervision and Inspection	16.980	—	—	12.040	—	—
29.	Opening of 200 Mosque Schools	4.560	—	—	0.392	—	—
30.	Opening of 100 Mohallah Schools	0.480	—	—	0.042	—	—
31.	School Mapping Project	1.000	—	—	0.860	—	—
Total—(New)					14.314	—	—
Total—(Federal Programme)					7.030	—	3.200
Total—(Primary Education)					32.962	—	3.200

II. Secondary Education :

(a) F.G.E.I. :

(On-going Approved)

32.	Establishment of 4 Secondary Schools in Newly Developed Sectors of Islamabad	16.654	5.000	6.650	4.300	—	—
33.	Construction of Building of F. G. Boys Middle School, Shahdara	0.670	0.611	0.017	0.086	—	—
34.	Construction of 3 Secondary Schools for Girls at Islamabad.	11.448	5.000	2.850	3.094	—	—
35.	Provision of Residential Accommodation for Female institutions in F.A.	2.127	0.500	1.545	0.071	—	—
36.	Introduction of Agro-Technical Subjects in 12 Secondary Schools in Islamabad	13.743	4.991	0.950	0.430	—	—
37.	Construction of F.G. Boys Middle School, Talhar	1.016	0.855	0.153	0.086	—	—
38.	Provision of Science Laboratories in 3 Secondary Schools in F.A.	0.952	0.689	0.266	0.086	—	—
39.	Addition of Classes XI and XII in Two Secondary Schools, T&T and F-6/1, Islamabad.	2.293	1.000	1.228	0.056	—	—
40.	Construction of F.G. Boys Middle School, Kirpa.	0.702	0.224	0.459	0.086	—	—
41.	Development of F.G. Boys Secondary School, (C.L.) Chaklala.	0.500	0.168	—	0.285	—	—
42.	Improvement and Expansion of 10 Middle Schools in Federal Areas.	O. 3.000 R. 3.623	—	0.095	0.860	—	—
43.	Construction of the Buildings of two Middle Schools, Chattar and Chirah	O. 1.600 R. 2.400	—	0.500	0.430	—	—
Sub-Total—(On-going Approved)					14.713	9.870	—

(Million Rupees)

Sl. No.	Name, Location and Status of the Scheme	Total Cost (F.E.C.)	Estimated Expenditure up to June, 1982	Revised Estimates for 1982-83	Allocation for 1983-84		
					Total ADP	Foreign Exchange Component	
						Own Resources	Foreign Aid
1	2	3	4	5	6	7	8
<i>(On-going Un-approved)</i>							
44.	Construction of building of High Schools in F.A., Bhimber, Trar, Har-do-Gher and Humak.	O. 4.500 R. 6.377	—	0.950	—	—	—
45.	Reconstruction of Buildings of F.G. Boys Secondary Schools, Gola, Mughal and Rawat.	O. 2.000 R. 7.697	—	0.950	—	—	—
Sub-Total—(On-going Unapproved)				1.900	—	—	—
Total—(On-going)				16.613	9.870	—	—
<i>(New Approved)</i>							
46.	Provision of Workshop's Equipment and Furniture for 9 Selected Schools of Islamabad and Federal Area	1.000	—	—	0.430*	—	—
47.	Construction of Chowkidar Quarters in 4 Secondary Schools, Islamabad	0.245	—	—	0.211	—	—
48.	Provision of Science Equipment to 28 Middle Schools and Secondary Schools, Islamabad and Federal Area	1.543	—	—	0.860	—	—
49.	Supply of Furniture at Islamabad and Federal Area.	9.916	—	—	2.150	—	—
50.	Levelling of Play Ground of FGEI at Islamabad	0.683	—	—	0.587	—	—
51.	Special Repairs of 3 Girls Schools at Chaklala	0.589	—	—	0.506	—	—
Sub-Total—(New Approved)				—	4.744	—	—
<i>(New Un-approved)</i>							
52.	Improvement and Expansion of 24 Secondary Schools in Islamabad and Federal Area (Recommended by CDWP).	30.563	—	—	3.440	—	—
53.	Construction of Boundary Walls of 10 Girls Secondary Schools in Federal Area	3.325	—	—	0.430	—	—
54.	Provision of 10 Buses to FGEI Schools at Islamabad and Federal Area	3.000	—	—	1.290*	—	—
55.	Provision of Sui-Gas Facilities to FGEI Schools at Islamabad	5.000	—	—	0.860	—	—
56.	Supply of Sports Gear to Middle/Secondary Schools and Gadgets for the childrens Park in Primary Schools Islamabad/Rural Area.	1.550	—	—	0.215	—	—
Sub-Total—(New Un-approved)				—	6.236	—	—
Total—(New)				—	10.980	—	—
Total—(F.G.E.I.)				16.613	20.850	—	—

*Release of fund subject to approval of scheme, by the CDWP.

(Million Rupees)

Sl. No.	Name, Location and Status of the Scheme	Total Cost (F.E.C.)	Estimated Expenditure upto June, 1982	Revised Estimates for 1982-83	Allocation for 1983-84			
					Total ADP	Foreign Exchange Component		Foreign Aid
						Own Resources		
1	2	3	4	5	6	7	8	
<i>(b) CANTONMENT :</i>								
<i>(On-going Approved) :</i>								
57.	Upgradation of Middle Schools to High level	2.227	1.827	0.380	0.017	—	—	
58.	Construction of Building for Expansion of F.G. Public School, Rawalpindi ..	3.158	2.300	0.887	0.039	—	—	
59.	Major Repair of FGEI/(Primary/Middle/High Schools)	4.811	2.011	0.950	1.591	—	—	
60.	Provision of Science Equipment to Cantt. Secondary Schools	1.681	1.000	0.646	0.030	—	—	
61.	Provision of Furniture to FGEI in Rawalpindi Region.	2.400	0.800	0.285	0.258	—	—	
62.	Provision of Furniture to FGEI, Peshawar Cantt.	1.700	1.000	0.285	0.258	—	—	
63.	Provision of Furniture to FGEI, Lahore Region.	2.400	0.800	0.285	0.258	—	—	
64.	Provision of Furniture to FGEI, Karachi Region	0.800	0.300	0.190	0.172	—	—	
65.	Construction of New Building of F. G. Burki Middle School, Abbottabad.	1.555	1.000	0.528	0.023	—	—	
66.	Construction of New Classroom Block for Expansion of F. G. Sir Syed Girls Middle School, Rawalpindi.	2.250	1.125	1.068	0.049	—	—	
67.	Expansion of F.G. Jamshed Boys High School, Attock.	0.845	0.300	0.317	0.024	—	—	
68.	Construction of New Building for F.G. Middle School, Mehrabad, Rawalpindi.	1.493	0.793	0.665	0.030	—	—	
69.	Expansion of F.G. Technical High School, Tariqabad, Rawalpindi.	1.114	—	0.529	0.503	—	—	
70.	Provision of Library Books to Cantt. Secondary Schools.	2.825	—	0.475	0.430	—	—	
71.	Construction of Additional Classroom Block in F. G. Middle School, Nai Chooni, Rawalpindi.	2.219	—	0.682	0.516*	—	—	
72.	Construction of F.G. Middle School, Murree.	1.757	—	0.834	0.344*	—	—	
73.	Construction of New Building for F.G. Girls High School, Okara.	2.172	—	0.475	0.431*	—	—	
Total—(On-going)				..	9.681	4.971	—	—
<i>(New Approved)</i>								
74.	Introduction of Agro-Technical Subjects in 18 Secondary Schools.	3.298	—	—	0.215	—	—	
75.	Construction of F. G. Minwala Girls High School, Karachi.	2.540	—	—	0.602	—	—	
76.	Upgradation of 7 Middle Schools to High level.	2.739	—	—	0.344	—	—	

* Release of Funds subject to the approval of the scheme.

(Million Rupees)

Sl. No.	Name, Location and Status of the Scheme	Total Cost (F.E.C.)	Estimated Expenditure upto June, 1982	Revised Estimates for 1982-83	Allocation for 1983-84		
					Total ADP	Foreign Exchange Component	
						Own Resources	Foreign Aid
1	2	3	4	5	6	7	8
77.	Upgradation of Primary Schools to High in Rawalpindi Cantt.	1.968	—	—	0.430	—	—
78.	Provision of Sports Gears to Cantt. Schools ..	1.280	—	—	0.172	—	—
79.	Establishment of 2 Secondary Schools in Hyderabad Cantt.	8.300	—	—	0.860	—	—
	Sub-Total—(New Approved)			—	2.623	—	—
	(New Un-approved):						
80.	Construction of New Building for F.G. Sarwar Road, Rawalpindi ..	1.814	—	—	0.860	—	—
	Sub-Total—(New Un-approved)			—	0.860	—	—
	Total—(New)		..	—	3.483	—	—
	Total—(Cantonment)		..	9.681	8.454	—	—
	(c) FEDERAL PROGRAMMES						
	(On-going Approved)						
81.	Introduction of Agro-Technical Subjects in General School System ..	31.700	29.300	—	2.064	—	—
	Total—(On-going)		..	—	2.064	—	—
	(New Un-approved)						
82.	Establishment of Resource Centre in Federal Area.	2.500	—	—	0.430	—	—
83.	Strengthening of Agro-Technical Education with the help of ADB ..	252.816 (47.183)	—	—	1.000	—	1.000 (ADB)
	Total—(New)		..	—	1.430	—	1.000
	Total—(Federal Programmes)		..	—	3.494	—	1.000
	Total—(Secondary Education)		..	26.294	32.798	—	1.000
	III. Teacher Education						
	(a) FEDERAL PROGRAMMES						
	(On-going Approved)						
84.	Third Education Project (F.I.U.)	31.690 (15.760)	24.831	8.026	1.568	—	1.512 (IDA)
85.	National Institute of Teacher Education ..	2.200	1.277	0.235	—	—	—
86.	Grant-in-Aid for Construction of Lady Teachers Residences in Sind.	4.700 (1.709)	2.433	0.400	0.315	—	—
87.	Strengthening of Selected Educational Institutions in Pakistan	35.076 (33.216)	29.242	5.834	0.100	—	0.100 (UNDP)
88.	Provision of Teacher Guides to FGEl (Secondary).	1.700	0.400	0.190	—	—	—
	Sub-Total—(On-going Approved)				14.685	6.843	5.612

(Million Rupees)

Sl. No.	Name, Location and Status of the Scheme	Total Cost (F.E.C.)	Estimated Expenditure upto June, 1982	Revised Estimates for 1982-83	Allocation for 1983-84		
					Total ADP	Foreign Exchange Component	
						Own Resources	Foreign Aid
1	2	3	4	5	6	7	8
<i>(On-going Un-approved)</i>							
89.	Promotion of the Teaching of Arabic and Science in Deeni Madaris through In-Service Training of Teachers.	—	—	2.800	0.860*	—	—
	Sub-Total—(On-going Un-approved)	..		2.800	0.860	—	—
	Total—(On-going)	..		17.485	2.843	—	1.612
<i>(New Un-approved)</i>							
90.	Pilot Project on Mobile In-Service Teacher Training.	1.205	—	—	0.172	—	—
91.	Expansion and Strengthening of F. College of Education, Islamabad	3.800 (0.500)	—	—	0.258*	—	—
	Total—(New)	..		—	0.430	—	—
	Total—(Teacher Education)	..		17.485	3.273	—	1.612
IV. Technical Education							
<i>(a) FEDERAL PROGRAMMER</i>							
<i>(On-going Approved)</i>							
92.	Baluchistan Engineering College, Khuzdar	126.900 (43.126)	32.825	—	4.300	—	—
93.	National Technical Teachers Training College, Islamabad. (Revised Un-approved).	80.725 (18.950)	7.000	8.646	4.860*	—	4.000 (ADB)
	Total (On-going)			8.646	9.160	—	4.000
<i>(New Un-approved)</i>							
94.	Improvement and Expansion of Dawood College of Engineering and Technology. (Revised Un-approved).	6.000 4.500 (2.000)	—	—	2.150*	—	—
95.	Construction of Technical Middle School Hafizul Quran Madrassa at Village Sanghor.	2.066	—	—	2.150	—	—
96.	Girls Hostel for the National College of Arts, Lahore.	2.200	—	—	0.860	—	—
97.	Expansion of National College of Arts, Lahore	25.030	—	—	0.860	—	—
	Total (New)			—	6.020	—	—
	Total (Technical Education)	..		8.646	15.180	—	4.000
V. College Education							
<i>(a) F.G.E.I.</i>							
<i>(On-going Approved)</i>							
98.	Construction of Girls Hostel at F.G. College for Women, Islamabad.	1.442	1.000	0.420	0.186	—	—
99.	Construction of Additional Block for F. G. College for Women, F-7/2, Islamabad.	7.068	—	2.123	1.292	—	—
100.	Construction of F.G. College for Men, H-8, Islamabad.	13.445	13.445	1.900	—	—	—
	Sub-Total (On-going Approved)	..		4.443	1.478	—	—

*Release subject to the approval of the scheme.

Sl. No.	Name, Location and Status of the Scheme	Total Cost (F.E.C.)	Estimated Expenditure upto June, 1982	Revised Estimates for 1982-83	Allocation for 1983-84		
					Total ADP	Foreign Exchange Component	
						Own Resources	Foreign Aid
1	2	3	4	5	6	7	8
<i>(On-going Un-approved)</i>							
101.	Establishment of Girls College in Islamabad Sector, F-10, Islamabad.	19.824	—	—	0.430	—	—
102.	Development of F. G. College for Men H-9 (Rev.)	7.001	2.833	—	0.430	—	—
Sub-Total (On-going Un-approved)				—	0.860	—	—
Total (On-going)				4.443	2.338	—	—
<i>(New Approved)</i>							
103.	Upgradation of Home Economics Department of F. G. College for Women to B.Sc. level.	0.425	0.425	—	0.018	—	—
104.	Construction of Students Hostel, Sports Hall and Warden's Residence in F. G. College for Women, F-7/2, Islamabad.	0.437	—	—	0.376	—	—
Total (New)				—	0.394	—	—
Total (F.G.E.I.)				4.443	2.732	—	—
<i>(b) CANTONMENTS</i>							
<i>(On-going Approved)</i>							
105.	Establishment of New Inter College, Okara	4.553	0.500	1.900	0.860	—	—
106.	Improvement of F. G. Inter College, Mangla	1.870	0.519	0.475	0.753	—	—
107.	Provision of Science Equipment to Cantt. Colleges	3.500	—	1.073	0.215	—	—
Total (On-going) ..				3.448	1.828	—	—
<i>(New Un approved)</i>							
108.	Establishment of New College at Multan	6.875	—	—	0.860*	—	—
Total (New) ...				—	0.860	—	—
Total (Cantonment) ...				3.448	2.688	—	—
<i>(c) FEDERAL PROGRAMMES</i>							
<i>(On-going Approved)</i>							
109.	Establishment of Cadet College, Mastung.	31.601	6.575	2.250	4.300**	—	—
110.	Provision of Additional Accommodation (Building) at Urdu Arts College, Karachi.	1.500	1.370	0.119	0.323	—	—
✓ 111.	Government Girls Inter College, Swabi.	3.852	1.000	0.950	0.430	—	—
112.	Department of Publication, Urdu Science College, Karachi.	0.750	0.325	0.325	0.088	—	—

*Release of funds subject to the approval of the scheme.

**Progress Report is to be furnished to the Planning Division.

(Million Rupees)

Sl. No.	Name, Location and Status of the Scheme	Total Cost (F.E.C.)	Estimated Expenditure upto June, 1982	Revised Estimates for 1982-83	Allocation for 1983-84			
					Total ADP	Foreign Exchange Component		Foreign Aid
						Own Resources	Foreign Exchange	
1	2	3	4	5	6	7	8	
113.	Purchase of Furniture, Urdu Science College, Karachi	0.224	0.168	—	0.048	—	—	
114.	Purchase of Science Equipment, Urdu Science College, Karachi.	0.750	0.662	—	0.075	—	—	
115.	Provision of an Additional Accommodation and Furniture Library Reading Room, Urdu Arts College, Karachi.	0.800	0.600	—	0.172	—	—	
116.	Construction of Hostel at Islamabad College for Boys, G-6/3, Islamabad.	O. 3.950 R. 2.000	0.243	—	0.650	—	—	
Total (On-going)				...	3.644	6.086	—	
<i>(New Un-approved)</i>								
117.	Introduction of Agro-Technical Subject in Middle Section of Islamabad College for Boys, F-8/4 and G-6/3, Islamabad.	4.000	—	—	0.430	—	—	
118.	Improvement and Expansion of Sind Mad-rasatul Islam.	10.390	—	—	0.430	—	—	
Total (New)				...	—	0.860	—	
Total (Federal Programmes)				...	3.644	6.946	—	
Total (College Education)				...	11.535	12.366	—	
VI. University Education								
<i>(i) Provincial Universities</i>								
<i>(a) UNIVERSITY OF THE PUNJAB</i>								
119.	Punjab University New Campus Project (also including 1st Centenary library building project (App.))	72.560	—	7.289	25.800	—	—	
120.	Pharmacy Department. (App.)	2.685 (1.600)	1.506	0.486	0.596	—	—	
121.	Solar Energy and Solar Cell Tech. (App.)	3.460 (1.500)	0.248	0.243	1.290	—	—	
122.	Petroleum and Gas Tech. (App.)	1.425 (0.951)	1.140	0.274	—	—	—	
123.	Dev. of Unit Process Lab. (App.)	2.700 (1.791)	1.791	0.677	0.726	—	—	
124.	Development of High Polymer and Plastic Tech. (App.)	1.568 (0.948)	1.119	0.258	0.164	—	—	
125.	Development of Sugar Tech. (App.)	0.982 (0.705)	0.581	0.270	0.113	—	—	

(Million Rupees)

Sl. No.	Name, Location and Status of the Scheme	Total Cost (F.E.C.)	Estimated Expenditure upto June, 1982	Revised Estimates for 1982-83	Allocation for 1983-84		
					Total ADP	Foreign Exchange Component	
						Own Resources	Foreign Aid
1	2	3	4	5	6	7	8
126.	Paper Tech. (App.)	0.867 (0.857)	0.581	0.421	—	—	—
127.	Instrumental Methods of Analysis (App.)..	0.979 (0.979)	0.932	0.041	—	—	—
128.	Dev. of Fertilizers Tech. Section. (App.) ..	0.970 (0.650)	0.593	0.412	—	—	—
129.	Pilot Plant Development. (App.) ..	2.065 (2.065)	1.659	0.423	—	—	—
130.	Material Sciences and Corrosion Tech. (App.)	2.621 (2.255)	1.968	0.626	—	—	—
131.	Indigenous Medicinal Plant and Manufacturing Process of the Product Based on Them.	0.429 (0.297)	0.144	0.271	—	—	—
132.	Creation of Research Nucleous for Organic Elements	0.198 (0.048)	0.063	0.128	—	—	—
133.	Muslim World Atlas Projects	1.396	—	—	0.108	—	—
134.	Quality Control in Pharmaceuticals ..	0.820	0.192	0.338	0.249	—	—
135.	Setting up Analytical Chem. Section in Institute of Chemistry.	1.146 (0.300)	0.280	0.380	0.411	—	—
136.	Microbiology Section	0.623 (0.573)	0.144	0.362	0.100	—	—
Total (On-going) ..				12.899	29.557	—	—
<i>(New Schemes)</i>							
137.	Centre of Advanced Studies in Molecular Biology. (App.).	1.630	—	—	0.430	—	—
138.	Dev. of Science Education Centre. (Un-app.)	2.500	1.309	0.340	0.172	—	—
139.	Development of Technical and Vocational Teacher Education, University of Punjab. (Un-app.).	3.000	0.510	0.340	0.258	—	—
Total (New) ..				0.680	0.860	—	—
Total (University of the Punjab)				13.579	30.417	—	—
<i>(b) ISLAMIA UNIVERSITY, BAHAWALPUR</i>							
140.	Establishment of Islamia University (Phase-I). (App.).	111.841 (11.845)	17.065	15.548	15.050	—	—
<i>(c) B. Z. UNIVERSITY, MULTAN</i>							
141.	Establishment of B.Z. University of Multan. (App.)	213.205 (30.040)	62.810	18.463	15.050	3.000	—

(Million Rupees)

Sl. No.	Name, Location and Status of the Scheme	Total Cost (F.E.C.)	Estimated Expenditure upto June, 1982	Revised Estimates for 1982-83	Allocation for 1983-84		
					Total ADP	Foreign Exchange Component	
						Own Resources	Foreign Aid
1	2	3	4	5	6	7	8
<i>(d) UNIVERSITY OF ENGINEERING AND TECH., LAHORE</i>							
142.	Revised Development Project, University of Engg. and Tech. (App.).	149.325 (17.861)	93.290	10.010	21.500	4.000	—
143.	Development of Second Campus at Taxila. (App.).	85.294	58.871	9.718	10.918	3.000	—
144.	Link between the University of Edinburg and the University of Engg. & Tech. (App.).	2.218 (2.218)	—	—	1.159	—	1.156
Total (University of Engg. & Tech.) ..				19.728	33.577	7.000	1.159
Total (Universities of the Punjab) ..				67.318	94.094	10.000	1.159
<i>(e) UNIVERSITY OF SIND JAMSHORO</i>							
145.	Pharmacy Department. (App.) ..	3.886 (1.150)	1.407	1.458	1.118	0.685	—
(Revised Un-app.)		5.488					
146.	Institute of Sindhology. (App.) ..	6.500 (0.450)	4.971	0.078	0.860	—	—
(Revised Un-app.)		7.103					
147.	Construction of M.N.O. and P. Hostel. (Rev. Un-app.).	4.000	3.533	1.380	0.430	—	—
148.	Institute of Business Admn. (Rev. Un-app.)	4.983 (1.130)	—	3.890	0.086	—	—
149.	Construction of 52 Quarters for Ministerial Staff (Rev. Un-app.).	0.828	3.776	—	—	—	—
150.	Construction of 12 Bungalows for Teachers Offices. (Rev. Un-app.).	0.672	2.884	—	—	—	—
151.	Construction of Federal Government Hostel. (Un-app.).	10.000	2.815	3.887	2.836	—	—
152.	Institute of Shah Abdul Latif Campus, Khairpur (1st Phase). (Rev. App.).	17.786 (2.750)	10.618	1.360	3.928	0.900	—
Total (University of Sind) ..				11.053	9.258	1.585	—
<i>(f) UNIVERSITY OF KARACHI</i>							
153.	Faculty of Arts III Phase. (App.) ..	13.600	5.139	4.859	3.098	—	—
154.	Examination Department. (App.) ..	0.800	0.100	0.389	0.525	—	—
155.	Faculty of Science. (App.) ..	19.400	3.127	4.470	6.450	—	—
156.	Institution of National Capability in Applied Economics. (App.).	9.380 (4.930)	2.954	1.943	2.279	—	1.000
157.	HEJ Research Institute of Chemistry, University of Karachi Phase II (under process.).	70.467 (51.720)	—	—	6.580	—	4.000
Total (University of Karachi) ..				11.661	18.932	—	5.000

(Million Rupees)

Sl. No.	Name, Location and Status of the Scheme	Total Cost (F.E.C.)	Estimated Expenditure upto June, 1982	Revised Estimates for 1982-83	Allocation for 1983-84		
					Total ADP	Foreign Exchange Component	
						Own Resources	Foreign Aid
1	2	3	4	5	6	7	8
(g) NED UNIVERSITY OF ENGG. & TECH., KARACHI.							
158.	Upgradation of the NED Engineering College into a University of Engineering and Technology. (App.)	42.26 2 (18.200)	24.030	11.175	8.750	2.000	—
(h) MEHRAN UNIVERSITY OF ENGINEERING AND TECHNOLOGY, JAMSHORO							
159.	Upgradation of the University of Sind Engineering College into the Mehran University of Engg. and Tech.	172.162 (47.000)	96.273	19.921	21.501	—	—
Total (Universities of Sind)				53.810	58.441	3.585	5.000
(i) UNIVERSITY OF PESHAWAR							
✓ 160.	Construction of Residential Accommodation of Teachers and Staff Personnel. (App.) (Rev. Un-app.) ..	8.960 14.321	5.024	2.915	2.030	—	—
✓ 161.	Construction of Hostel for 500 Students of the Uny. of Peshawar. (App.) (Rev. Un-app.) ..	8.370 20.228	3.299	1.944	1.720	—	—
✓ 162.	Consolidation and Improvement of the existing facilities of the Uny. of Peshawar.	9.900 (2.438)	2.808	1.944	1.720	—	—
✓ 163.	Production and Publications of Pushto Academy	2.010	0.740	0.480	0.679	—	—
✓ 164.	Establishment of Institute of Education and Research.	1.145	0.144	0.097	0.049	—	—
✓ 165.	Gandhara Archaeological Project of the Deptt. of Archaeology.	0.700	0.315	0.097	0.043	—	—
✓ 166.	Construction of Archaeological Museum (App.) at the Deptt. of Archaeology. (Rev. Un-app.) ..	2.398 3.884	0.937	1.263	0.043	—	—
✓ 167.	Construction of Block for Arabic and Islamiyat Deptt. (App.) (Rev. Un-app.) ..	1.861 3.020	0.562	0.972	0.043	—	—
✓ 168.	Extension and Improvement in College of Home Economics. (App.) (Rev. Un-app.) ..	7.631 (2.675) 10.722 (2.675)	0.931	0.971	0.086	—	—
✓ 169.	Establishment of Khushal Khan Khattak Research Cell.	1.015	0.414	0.486	0.099	—	—
✓ 170.	Establishment of Teachers Centre ..	1.987	0.200	0.486	1.119	—	—
✓ 171.	Purchase of Books for Central Library ..	4.000 (3.000)	—	—	0.258	0.100	—
Total (University of Peshawar) ..				11.655	7.889	0.100	—

(Million Rupees)

Sl. No.	Name, Location and Status of the Scheme	Total Cost (F.E.C.)	Estimated Expenditure upto June, 1982	Revised Estimates for 1982-83	Allocation for 1983-84			
					Total ADP	Foreign Exchange Component		Foreign Aid
						Own Resources		
1	2	3	4	5	6	7	8	
<i>(j) GOMAL UNIVERSITY D. I. KHAN</i>								
172.	Establishment of Gomal University, D.I. Khan. (App.)	128.623 (10.520)	38.499	14.577	15.050	—	—	
<i>(k) NWFP UNIVERSITY OF ENGG. AND TECH., PESHAWAR.</i>								
173.	Establishment of NWFP University of Engg. & Tech. (Phase I) (App.)	9.992 (7.545)	—	2.915	6.087	—	—	
174.	Establishment of Scientific Instrumentation Centre. (Un-app.)	6.471 (4.198)	—	—	0.454	—	—	
175.	Planning and Designing New Campus (PC-II)	2.273	—	—	0.900	—	—	
Total (NWFP University of Engg. and Tech.)				2.915	7.441	—	—	
Total (Universities of NWFP)				29.147	30.380	0.100	—	
<i>(k) UNIVERSITY OF BALUCHISTAN</i>								
176.	Construction of Science Faculty ..	45.000 (15.200)	25.626	4.373	6.450	—	—	
177.	Purchase of Science Equipment for Science Block	8.500	—	5.831	2.123	—	—	
178.	Purchase of Office and Laboratory Furniture	3.500	—	0.486	0.430	—	—	
179.	Development of Garden	0.505	0.094	0.097	0.086	—	—	
180.	Construction of Gymnasium	2.787	0.940	0.972	0.753	—	—	
181.	Development of Hostel and Ancillaries ..	14.933	8.751	2.186	—	—	—	
182.	Construction of Main Library	11.394 (1.000)	2.487	2.575	2.666	—	—	
Total (University of Baluchistan) ..				16.520	12.508	—	—	
Total (Provincial Universities)				166.795	195.423	13.685	6.159	
<i>(ii) Federal Universities</i>								
<i>(a) ISLAMIC UNIVERSITY, ISLAMABAD</i>								
183.	Institute of Islamic History, Culture and Civilization. (App.)	4.935 (0.500)	2.043	1.420	—	—	—	
<i>(n) UNIVERSITY OF AJK, MUZAFFARABAD</i>								
184.	Establishment of the University, of AJK, Muzaffarabad. (App.)	60.250	4.569	7.579	17.200	—	—	
<i>(o) QAUID-I-AZAM UNIVERSITY, ISLAMABAD</i>								
185.	Development Scheme of Quaid-i-Azam University Phase II. (App.)	123.935 (8.000)	103.414	14.210	13.588	3.500	—	
186.	Institute of Genetic Engineering, Islamabad	—	—	—	0.860	—	—	
Sub-Total (Quaid-i-Azam University)				14.210	31.648	3.500	—	

(Million Rupees)

Sl. No.	Name, Location and Status of the Scheme	Total Cost (F.E.C.)	Estimated Expenditure upto June, 1982	Revised Estimates for 1982-83	Allocation for 1983-84		
					Total ADP	Foreign Exchange Component	
						Own Resources	Foreign Aid
1	2	3	4	5	6	7	8
<i>(b) ALLAMA IQBAL OPEN UNIVERSITY, ISLAMABAD</i>							
187.	Development of Allama Iqbal Open University. (App.)	153.900 (48.200)	60.000	14.210	13.504	4.000	2.469
188.	Assistance to AIOU through UNDP	6.158 (5.664)	—	1.000	1.237	—	0.850
		Total (A.I.O.U.)		15.210	14.741	4.000	3.319
		Total (Federal Universities)		38.419	45.924	7.500	3.319
		Total (Universities)		205.214	241.811	33.814	9.478
<i>(iii) University Grants Commission Projects</i>							
189.	Creation of National Talent Search for Scientists (President's Talant Farming Scheme). (Un-app.)	5.160	—	—	1.290	—	—
190.	Expansion and Development of N.A.H.E. (Revised Unapp.)	38.190 (2.310)	6.483	2.768	3.440	—	—
191.	Special Funds for purchase of Journals. (Un-app.)	5.573 (0.955)	0.922	—	0.860	—	—
192.	Centre of Excellence .. (App.) ..	63.353	51.912	4.737	15.480	—	—
	(Rev. Un-app.) ..	278.962 (46.825)					
193.	Japanese Grant of one billion Yen for Centres of Excellence.	46.334 (46.334)	—	46.334	—	—	—
194.	Area Study Centres .. (App.) ..	17.280	9.861	2.368	—	—	—
	(Rev. Un-app.) ..	42.060 (6.900)					
195.	Pakistan Study Centres .. (App.) ..	5.163	4.137	1.421	—	—	—
	(Rev. Un-app.) ..	26.500 (0.203)					
196.	Construction of Multi-purpose Educational Complex at Khanpur	—	—	—	0.430	—	—
197.	Lump-sum provision for Centres of Advanced Studies, Area Study Centres and Pakistan Study Centres. (Un-app.)	—	—	3.789	15.480	5.000	—
<i>(iv) Non-UGC Projects</i>							
198.	Installation of Japanese Language Lab. at NIML. (App.)	1.417 (1.300)	—	—	1.401	—	1.300 (Japan)
199.	Installation of Language Lab. Donated by G.H.Q. at NIML. (Un-app.)	1.150	—	—	0.034	—	—
200.	Construction of Additional Teaching Block at NIML. (App.)	1.928	—	—	0.295	—	—
201.	Hostel Facilities for Students of NIML. (App.)	1.300	0.737	—	—	—	—
202.	Feasibility study for Improvement of Science Education at all levels	—	—	—	8.600	—	—
203.	Feasibility study for establishment of M. I. T. Type University of Science and Technology	—	—	—	4.300	—	—
	Total (University Education) ..			286.631	293.421	38.814	10.778

Sl. No.	Name, Location and Status of the Scheme	Total Cost (F.E.C.)	Estimated Expenditure up to June, 1982	Revised Estimates for 1982-83	Allocation for 1983-84			
					Total ADP	Foreign Exchange Component		Foreign Aid
						Own Resources		
1	2	3	4	5	6	7	8	
VII. Scholarships and Loans :								
<i>(On-going Approved)</i>								
204.	President's 1,000 Scholarship Scheme (App.)	20.100	11.698	2.375	3.010	—	—	
205.	Nishan-e-Haider Scholarship Scheme (App.)	1.525	0.680	0.323	0.452	—	—	
206.	Stipend to Indigent Students (App.) ..	2.500	2.000	0.475	0.022	—	—	
207.	Merit Cash Award Scheme (App.) ..	2.920	1.080	0.595	0.387	—	—	
208.	Allama Iqbal Gold Medal Scholarship Scheme (App.)	0.700	0.174	0.134	0.172	—	—	
209.	Scholarships for Students from other countries (App.)	6.497	7.947	1.715	1.290	—	—	
210.	Award of Merit Scholarship to the Students of F.G.E.I.	0.951	0.153	0.182	0.172	—	—	
211.	Award of Merit Scholarship to the students of Cantt. Garison Institutions	1.416	0.822	0.285	0.258	—	—	
212.	Scholarships to N.W.F.P. Students ..	0.785 (0.737)	0.352	0.209	0.215	0.225	—	
213.	Khushal Khan Khattak Scholarship ..	1.510 (1.450)	—	0.050	0.060	0.065	—	
214.	Indigent-cum-talented student Education Scheme in Atchison College, Lahore .	1.209	0.562	0.237	0.236	—	—	
215.	Research Fellowship Scheme, University of Sind	1.014 (0.201)	0.624	0.097	0.086	—	—	
216.	Research Grant for Teachers (UGC) ..	2.210 (0.381)	1.442	0.368	0.172	—	—	
217.	Scholarships for Research (UGC) ..	5.800	0.375	0.474	0.430	—	—	
218.	Supplementing Scholarship received from other Governmenting Agencies with Inadequate Terms.	11.597 (5.647)	3.918	2.134	1.720	1.000	—	
Sub-Total (On-going Approved)				9.653	8.682	1.290	—	
<i>(On-going Un-approved)</i>								
219.	Central Overseas Training Scholarships (Un-app)	397.969 (388.477)	34.858	22.732	25.800*	28.000	—	
220.	Merit Scholarship Scheme (Un-app.)	103.200 (100.880)	11.026	6.650	8.600*	9.000	—	
221.	Quaid-i-Azam Scholarship Scheme (Un-app.)	44.860 (43.550)	4.038	4.227	5.160*	5.500	—	
222.	Education of Talented Students from under Developed Areas in Cadet Colleges Public School (Un-approved).	9.808	7.370	1.567	2.279*	—	—	
Sub-Total (On-going Un-approved)				35.176	41.839	42.500	—	
Total (On-going)				44.829	50.521	43.790	—	

*Releases of funds subject to the approval of the scheme.

(Million Rupees)

Sl. No.	Name, Location and Status of the Scheme	Total Cost (F.E.C.)	Estimated Expenditure up to June, 1982	Revised Estimates for 1982-83	Allocation for 1983-84		
					Total ADP	Foreign Exchange Component	
						Own Resources	Foreign Aid
1	2	3	4	5	6	7	8
<i>(New Un-approved)</i>							
223.	Stipend to Indigent Students	6.000	—	—	0.430	—	—
224.	Scholarship to Students belonging to Muree and Bugti Area.	0.432	—	—	0.086	—	—
225.	Staff Development Programme University of Peshawar	30.922 (23.724)	—	—	0.430	0.354	—
226.	Scholarships for Science Students of Degree Colleges.	20.000	—	—	2.580	—	—
227.	Promotion of Teaching of Arabic in General Schools and Teaching of Science in Deeni Madaris through Award of Scholarships.	1.700	—	—	0.860	—	—
Total (New) ..				—	4.386	0.354	—
Total (Scholarships and Loans)				44.829	54.907	44.144	—
VIII. Literacy Programmes							
<i>(On-going Un-approved)</i>							
228.	Establishment of the Literacy and Mass Education Commission.	1.750	0.800	0.948	—	—	—
229.	National Adult Functional Literacy Programme	3.066	—	2.912	0.132	—	—
230.	Adult Education in Federal Area ..	1.527 2.350	0.575	0.805	0.405	—	—
Total (On-Going) ..				4.665	0.537	—	—
<i>(New Un-approved)</i>							
231.	Literacy Programmes of the Literacy and Mass Education Commission.	—	—	—	34.400*	—	—
Total (New) ..				—	34.400*	—	—
Total (Literacy Programmes)				4.665	34.937	—	—
IX. Production and Supply of Books.							
<i>(On-going Approved)</i>							
232.	Establishment of Book Banks in Universities and Colleges.	22.500	18.971	0.855	2.300	—	—
233.	Textbook Project through UNDP	2.500 (2.300)	—	0.500	—	—	—
234.	Publication of Greater Urdu Dictionary ..	7.791	3.479	0.717	0.688	—	—
235.	Award for Best Books	1.188	—	1.128	—	—	—
Sub-Total (On-going Approved)				3.200	2.988	—	—

* Releases of funds subject to the approval of the scheme.

(Million Rupees)

Sl. No.	Name, Location and Status of the Scheme	Total Cost (F.E.C.)	Estimated Expenditure up to June, 1982	Revised Estimates for 1982-83	Allocation for 1983-84		
					Total ADP	Foreign Exchange Component	
						Own Resources	Foreign Aid
1	2	3	4	5	6	7	8
<i>(On-going Un-approved)</i>							
236.	Participation in International Book Fair by NBC of Pakistan	1.500 (1.250)	—	0.297	—	—	—
237.	Textbook Printing Project through Asian Development Bank	100.000 (50.000)	—	16.672	10.000	—	10.000
238.	Development of Textbooks in Technical Education	10.000 (5.000)	—	—	0.860	—	—
239.	Development of Urdu Board	1.013	—	0.500	0.440	—	—
240.	Construction of Building of Urdu Development Board, Karachi.	1.000	0.375	0.125	0.430	—	—
Sub-total (On-going Un-app.)				17.594	11.730	—	10.000
Total (On-going)				20.794	14.718	—	10.000
<i>(New Un-approved)</i>							
241.	Establishment of Regional Book Centre, Karachi.	0.500 (0.180)	—	—	0.430	—	—
242.	Reprinting of Selected Books for Deeni Madaris.	2.750	—	—	0.860	—	—
243.	Supply of Multiple Copies of Textbooks and Library Books to Deeni Madaris.	3.500	—	—	0.430	—	—
244.	Installation of a Modern Printing System for Urdu Dictionary Board	1.600 (0.970)	—	—	1.376	0.970	—
Total (New) :				—	3.096	0.970	—
Total (Production and Supply of Books) ..				20.794	17.814	0.970	10.000
X. Development of Library Services and Museum.							
<i>(On-going Approved)</i>							
245.	Establishment of Public Library at the Premises of British Council, Rawalpindi	2.550	1.850	0.665	—	—	—
246.	Survey of Public Library Facilities in Pakistan	0.442	—	0.221	0.190	—	—
247.	Model Children Library, Islamabad ..	0.850	—	0.667	0.157	—	—
Sub-Total (On-going Approved).				1.553	0.347	—	—
<i>(On-going Un-approved)</i>							
248.	National Library of Pakistan (Rev. Un-app.)	84.289 (16.071)	11.593	9.714	21.500	16.071	—
249.	National Museum of Science and Tech. (Rev. Un-app.)	28.458 (13.000)	11.130	1.097	1.550	0.802	—
Sub-Total (On-going Un-approved)				10.811	23.050	16.873	—
Total (On-going) :				12.364	23.397	16.873	—

(Million Rupees)

Sl. No.	Name, Location and Status of the Scheme	Total Cost (F.E.C.)	Estimated Expenditure upto June, 1982	Revised Estimates for 1982-83	Allocation for 1983-84		
					Total ADP	Foreign Component	
						Exchange	Own Resources
1	2	3	4	5	6	7	8
<i>(New Un-approved)</i>							
250.	Liaquat Memorial Library, Karachi Expansion of Services.	4.500	—	—	0.430	—	—
251.	Feasibility study for Dev. of Public Library System in the Country.	—	—	—	4.300	—	—
	Total (New) : . . .			—	4.730	—	—
	Total (Library Services)			12.364	28.127	16.873	—
XI. Miscellaneous							
<i>(On-going Approved)</i>							
252.	Reforms of Educational Administration in Provinces (Aided)	2.739 (2.162)	2.274	0.335	—	—	—
253.	Establishment of Coordinating Unit for UNDP for Project at Primary and Secondary level (F. Aided).	2.892 (2.516)	2.424	0.734	—	—	—
254.	Iqbal Academy, Lahore	3.100	1.464	0.712	0.651	—	—
255.	National Education Council	4.110	2.940	0.649	0.448	—	—
256.	Development of Statistical Sector in Research Wing	1.100 (0.700)	0.391	—	0.609	—	—
257.	Federal Students Hostel in Northern Area	13.745	8.844	4.750	0.128	—	—
258.	Experimental Pilot Project Integrating Education in Rural Development.	0.250	—	0.095	0.133*	—	—
259.	Cognitive Study of Improving Science and Mathematics Teaching Learning by National Institute of Psychology. (Rev. Un-approved)	4.043 (0.936)	—	0.300	0.458	—	0.200 (UNDP)
260.	Establishment of Strengthening of Text Development and Research Unit at National Institute of Psychology, Islamabad.	1.287	—	0.216	0.238	—	—
261.	Development of Academy of Science, Islamabad.	9.106 (0.300)	3.150	2.600	1.720	0.300	—
	Sub-total (On-going Approved)			10.391	4.385	0.300	0.200
<i>(On-going Un-approved)</i>							
262.	Qalam Qabeela Research Centre, Quetta	6.718	—	2.375	—	—	—
263.	Establishment of Bureau of Educational Planning and Management as an Academy (Un-app.).	15.000 (6.748)	5.562	4.274	0.458*	—	0.200
264.	National Educational Equipment Centre, Lahore (Un-app.).	5.000	1.803	0.163	0.860	—	—

*Releases subject to the approval of the scheme.

(Million Rupees)

Sl. No.	Name, Location and Status of the Scheme	Total Cost (F.E.C.)	Estimated Expenditure up to June, 1982	Revised Estimates for 1982-83	Allocation for 1983-84			
					Total ADP	Foreign Exchange Component		Foreign Aid
						Own Resources		
1	2	3	4	5	6	7	8	
265.	Construction of National Headquarters of Pakistan Boys Scouts Association at Islamabad.	3.700	—	0.950	0.860	—	—	
266.	Construction of Boundary Wall of National Headquarters of Girls Guide Association, H. 9, Islamabad.	0.765	—	0.362	0.017	—	—	
267.	Pakistan Academy of Letters	13.939 (0.110)	1.441	4.860	1.290*	—	—	
268.	Guidance and Counselling Programme ..	1.501	0.695	0.218	0.161	—	—	
Sub-Total (On-going Un-approved) ..				13.202	3.646	—	0.200	
Total (On-going) :				23.593	8.031	0.258	0.400	
<i>(New Approved)</i>								
269.	Child to Child Care Programme ..	0.100	—	—	0.860**	—	—	
270.	Audio Cassette Textbook	0.100	—	0.025	0.064	—	—	
Sub-Total (New Approved) :				0.025	0.150	—	—	
<i>(New Un-approved)</i>								
271.	Promotion and Evaluation of Education Policy	0.200	—	—	0.086	—	—	
272.	Development of Educational Innovation	5.000	—	—	0.430	—	—	
273.	Third Cycle UNDP Projects including Federal Coordinating Unit.	24.244	—	—	1.065*	—	0.850 (UNDP)	
274.	Dawah Programme	2.000	—	—	0.430**	—	—	
Sub-Total (New Un-approved)				—	2.039	—	0.850	
Total (New)				0.625	2.189	—	0.850	
Total (Miscellaneous)				23.618	10.192	0.258	1.350	
Total (Ministry of Education)				485.158	532.496	84.228	31.840	
(B) MANPOWER AND OVERSEAS PAKISTANIS								
DIVISION :								
<i>(On-going Approved)</i>								
275.	National Vocational Training Project. (App.)	425.85 (265.800)	11.245	24.740	195.640	—	161.910 (IDA)	
276.	Employment, Income and Basic Needs (App.)	5.300 (5.300)	4.000	0.630	0.670	—	—	
277.	National Talent Pool (App.) ..	4.700	3.060	0.960	0.860	—	—	
Total (On-going Approved) ..				26.330	197.170	—	162.580	

*Release subject to the approval of the scheme.

** PC-I form should be submitted.

(Million Rupees)

Si. No.	Name, Location and Status of the Scheme	Total Cost (F.E.C.)	Estimated Expenditure up to June, 1982	Revised Estimates for 1982-83	Allocation for 1983-84		
					Total ADP	Foreign Exchange Component	
						Own Resources	Foreign Aid
1	2	3	4	5	6	7	8
<i>(New Un-approved)</i>							
278.	Rural Training-cum-Production Workshop	—	3.400	—	0.043	—	—
279.	Involvement of Private Sector in Training	—	4.800	—	0.043	—	—
Total (New) ..				—	0.086	—	—
Total (Manpower and Overseas Pakistanis Division) ..				26.330	197.256	—	161.910
(C) LABOUR DIVISION :							
230.	Social Security Pension Scheme (App.)	4.569 (4.569)	—	0.783	2.535	—	2.535 (UNDP)
Total (Labour Division) ..				0.783	2.535	—	2.535
(D) CABINET DIVISION							
281.	Upgradation & Modernization of facilities of the Pakistan Computer Bureau, Islamabad (Recom. by CDWP to ECNEC).	28.920 (3.940)	—	1.000	16.340	—	—
282.	Purchase of Land and construction of the Headquarter's Building of National Language Authority, Karachi (Approved).	4.947	0.005	0.256	0.860	—	—
Total (Cabinet Division) ..				1.256	17.200	—	—
E. ESTABLISHMENT DIVISION							
1. Staff Welfare Organization :							
283.	Award of Stipends to the Children of Grade 1—15 Government servants (App.).	14.199	10.597	2.150	1.806	—	—
284.	Awards of the Stipends to the Children of Government servants of Grade 16 and above drawing up to Rs. 3,050 per month. (App.).	3.000	1.862	0.530	0.774	—	—
Total (Staff Welfare Organization) ..				2.680	2.580	—	—
II. NIPA, Karachi :							
285.	Construction of Residential Units for the Faculty members and others (App.).	4.980	2.000	1.720	1.300	—	—
286.	Construction of Auditorium at NIPA, Karachi (App.).	2.270	1.200	0.860	0.200	—	—
287.	Provision of Audiovisual Aids for NIPA (App.).	2.427 (1.410)	0.600	0.430	1.000	—	—
288.	Construction of Internal Roads, Street Lightening and Dev. of Park., etc. (App.).	1.870	0.895	0.860	0.300	—	—
289.	Construction of Residential Accommodation (App.).	3.706	—	0.860	2.400	—	—
290.	Construction of Mosque Extension of Library and Other Facilities (App.).	1.286	—	0.430	0.300	—	—
291.	Construction of Admn. Block at NIPA (Un-app.)	1.700	—	—	—	—	—
Total (NIPA, Karachi) ..				5.160	5.500	—	—

(Million Rupees)

Sl. No.	Name, Location and Status of the Scheme	Total Cost (F.E.C.)	Estimated Expenditure up to June, 1982	Revised Estimates for 1982-83	Allocation for 1983-84			
					Total ADP	Foreign Exchange Component		8
						7	Own Resources	
1	2	3	4	5	6	7	8	
III. NIPA, Lahore :								
292.	Strengthening and Expansion of NIPA, Lahore (Un-app.)	9.534	—	—	1.720	—	—	—
Total (NIPA, Lahore)				—	1.720	—	—	—
IV. Secretariat Training Institute, Rawalpindi :								
293.	Construction of Office and Residential Buildings at Islamabad (Un-app.)	11.458	—	0.860	4.300	—	—	—
Total (S. T. I. Rawalpindi)				0.860	4.300	—	—	—
V. Civil Service Academy, Lahore :								
294.	Construction of additional accommodation in the campus of the Academy (App.)	4.995	—	0.273	2.995	—	—	—
295.	Construction of new building at Islamabad for the Academy (including cost of land). (Un-app.)	—	—	—	2.000	—	—	—
296.	Lecture Hall at Walton, Lahore	—	—	—	7.900	—	—	—
Total (Civil Service Academy)				0.273	12.895	—	—	—
VI. Pakistan Administrative Staff College, Lahore :								
297.	Construction of additional office and residential accommodation in the College Campus. (App.)	4.958	—	—	3.440	—	—	—
Total (Pakistan Admn. Staff College)				—	3.440	—	—	—
VII. Pakistan Academy for Rural Development								
298.	Pakistan Academy for Rural Development, Peshawar	—	—	—	1.295	—	—	—
Total (Establishment Division)				10.199	31.730	—	—	—
F. PLANNING AND DEVELOPMENT DIVISION :								
299.	Economic Research Programme (1978—83)	18.000	4.120	1.830	—	—	—	—
300.	Economic Research Programme (1983—88)	50.000	—	—	3.010	—	—	—
301.	Pakistan Planning & Management Institute	218.631 (5.046)	—	—	12.525	—	1.918	—
302.	Federal Bureau of Public Enterprises	4.952 (0.500)	—	—	1.790	—	0.500	—
303.	Jawaid Azfar Computer Centre	17.500 (12.500)	—	—	16.800	—	12.500	—
Total (Plannig & Dev. Div.)				1.830	34.125	—	14.918	—


(Million Rupees)

Sl. No.	Name, Location and Status of the Scheme	Total Cost (F.E.C.)	Estimated Expenditure up to June, 1982	Revised Estimates for 1982-83	Allocation for 1983-84		
					Total ADP	Own Resources	Foreign Exchange Component Foreign Aid
1	2	3	4	5	6	7	8
G. STATISTICS DIVISION :							
304.	ComPuter	—	—	—	1.656	1.326	—
	Total (Statistics Division) ..			—	1.656	1.326	—
H. KASHMIR AFFAIRS AND NORTHERN AFFAIRS DIVISION :							
	(i) Azad Kashnir	—	—	26.308	32.100	—	—
	(ii) Northern Areas	—	—	*	21.285	—	—
	Total (K. A. & N. A. Division) ..			26.308	68.000	—	—
I. STATES AND FRONTIER REGIONS DIVISION :							
	(i) FATA	—	—	23.033	85.900	—	—
	Total (S. & F. R. Div.) ..			23.033	85.900	—	—
	Total—EDUCATION AND MANPOWER ..			573.641	956.283	85.554	211.203

*Revised Estimates not available.

HEALTH AND NUTRITION

(149—150)



HEALTH AND NUTRITION

(Abstract)

(Million Rupees)

Si. No.	Sub-Sector	Provision for 1983-84	Foreign Exchange Component		
			Total	Own Resources	Foreign Aid
1	2	3	4	5	6
1.	Hospital Beds	344.766	165.350	120.850	44.500
2.	Health Manpower Development	20.896	2.220	1.720	0.500
3.	Preventive Programmes	324.152	230.952	32.063	198.889
4.	Medical Research	9.155	0.086	0.086	—
5.	Rural Health	19.982	15.000	—	15.000
6.	Others	9.177	—	—	—
7.	Special Areas	66.379	—	—	—
	(a) A.K.	31.704	—	—	—
	(b) N.A.	9.675	—	—	—
	(c) FATA	25.000	—	—	—
Total (Health) ..		794.507	413.608	154.719	258.889

(151—152)

HEALTH AND NUTRITION

(Million Rupees)

Sl. No.	Name, Location and Status of the Scheme	Total Cost (F.E.C.)	Estimated Expenditure up to June, 1982	Revised Estimates for 1982-83	Allocation for 1983-84			
					Total ADP	Foreign Exchange Component		Foreign Aid
						Own Resources	Foreign	
1	2	3	4	5	6	7	8	
A. MINISTRY OF HEALTH AND SOCIAL WELFARE								
<i>(On-going Schemes)</i>								
1.	Bolan Medical College, Quetta. (App.)	478.00 (130.00)	345.460	47.200	34.400	8.300	—	
2.	Extension of College of Physicians and Surgeons, Karachi. (App.)	29.200 (4.000)	12.150	4.300	10.965	1.700	—	
3.	Ayub Medical College, Abbottabad. (App.) ..	167.980 (39.510)	77.425	43.000	43.000	14.000	—	
4.	Islamabad Hospital, Islamabad. (App.) ..	300.000 (75.000)	180.350	55.900	129.000	72.000	—	
5.	Construction of Hostel for 200 student Nurses, JPMC, Karachi. (App.)	7.739	5.818	0.200	1.479	—	—	
6.	Improvement of Department and School of Paediatrics JPMC, Karachi. (App.)	1.876	1.535	0.150	0.172	—	—	
7.	Construction of 48 H-type quarters at JPMC, Karachi. (App.)	2.286	1.778	0.500	0.258	—	—	
8.	Improvement of JPMC, Karachi. (Un-app.) ..	10.000	3.750	2.250	2.580	—	—	
9.	Construction of Prosthetic Production workshop at JPMC, Karachi. (Un-app.)	10.177 (1.500)	—	—	2.580	—	—	
10.	Construction of residential accommodation at JPMC, Karachi. (App.)	11.575	2.271	4.123	4.472	—	—	
11.	Airconditioning of Department, School of Paediatrics, JPMC (App.)	3.000	0.130	1.000	1.720	—	—	
12.	Construction of Doctor Hostel at JPMC. (Un-app.)	14.921	—	1.500	1.290	—	—	
13.	Construction of Isotope Centre, JPMC. (App.)	4.735	1.348	0.500	2.924	—	—	
14.	Airconditioning of Operation Theatre, JPMC. (App.)	2.690	2.858	0.100	—	—	—	
15.	Construction of relief supplies godown at Karachi. (App.)	4.200	0.150	1.000	2.580	—	—	
16.	Construction of office and residential accommodation for Port Health Deptt. Keamari, Karachi. (App.)	4.945	5.200	0.300	0.086	—	—	
17.	Polio Vaccine Laboratory NIH. (App.) ..	8.500 (2.957)	0.754	1.500	5.372	2.500	—	
18.	Clinical Research Division NIH. (App.) ..	7.500 (0.500)	2.835	2.430	1.931	—	—	

(Million Rupees)

Sl. No.	Name, Location and Status of the Scheme	Total Cost (F.E.C.)	Estimated Expenditure up to June, 1982	Revised Estimates for 1982-83	Allocation for 1983-84		
					Total ADP	Foreign Exchange Component	
						Own Resources	Foreign Aid
1	2	3	4	5	6	7	8
19.	Polio Vaccine and Equipment Project, NIH. (App.).	24.650 (24.000)	11.650	6.000	2.985	—	2.892 (CIDA)
20.	Expanded Programme of Immunization, NIH. (App.).	119.343 (118.512)	28.565	17.857	36.965	—	36.965 (UNICEF/WHO)
21.	Human Diploid Cell Rabies Vaccine Unit, NIH. (App.).	9.000 (4.000)	0.214	2.000	5.836	3.440	—
22.	Laboratory fitting and sulphur sublimator for Freeze Dried Unit, NIH, Islamabad. (App.).	0.400	0.334	0.314	—	—	—
23.	National Nutrition Survey, NIH. (App.) ..	2.400	—	1.000	1.204	—	—
24.	Establishment of Measles Vaccine Unit, NIH. (Un-app.)	50.000 (39.000)	0.424	1.380	44.182	15.000	19.500
25.	Improvement of NIH Islamabad. (Phase-III), (App.)	3.245	1.373	0.300	1.352	—	—
26.	Construction of residential accommodation at NIH. (App.)	2.973	—	1.000	1.697	—	—
27.	Construction of Mosque at NIH. (App.) ..	0.400	—	0.400	0.086	—	—
28.	Extension of School of Medical Technology, NIH. (Un-app.)	5.647 (3.550)	—	4.301	1.227	—	0.500 (ADB)
29.	Improvement of centralization of airconditioning system and standby electric supply at NIH. (App.)	3.000	—	2.000	1.086	—	—
30.	Construction of second reservoir, drains and installation of pumping set at filtration plant, NIH. (App.)	0.300	—	0.300	—	—	—
31.	Procurement of laminar flows Biological safety Cabinet Bench, NIH. (Un-app.)	0.600 (0.600)	—	—	0.516	0.516	—
32.	Water treatment plant for Tissue culture media preparation Unit, NIH. (Un-app.)	3.912 (3.010)	—	3.010	0.776	—	—
33.	Nuclear Medical Centre, Islamabad. (App.) ..	58.429 (20.624)	12.793	8.600	14.620	16.082	—
34.	Malaria Control Programme. (Un-app.)	492.000 (395.000)	44.500	50.640	57.900	—	45.000 (USAID)
35.	Children Hospital, Islamabad. (Un-app.)	75.000 (75.000)	—	—	44.500	—	44.500 (Japan)
36.	Construction of two floors in NICVD, Karachi. (App.)	25.820 (8.400)	2.900	15.385	6.480	4.988	—
37.	Airconditioning of Khyber Teaching Hospital, Peshawar. (App.)	27.190 (13.090)	—	12.900	12.900	8.000	—
38.	Pakistan Medical Research Centre, Lahore. (App.)	20.660	10.327	5.273	—	—	—
39.	Construction of office and residential accommodation for Civil Surgeon Dispensary, Quetta. (App.)	4.560	1.000	—	3.010	—	—

(Million Rupees)

Sl. No.	Name, Location and Status of the Scheme	Total Cost (F.E.C.)	Estimated Expenditure up to June, 1982	Revised Estimates for 1982-83	Allocation for 1983-84			
					Total ADP	Foreign Exchange Component		
						Own Resources	Foreign Aid	
1	2	3	4	5	6	7	8	
40.	Construction of compound wall, JPMC, Karachi (App.).	0.600	—	0.100	0.937	—	—	
41.	Provision and installation of Oxygen and Nitrogen Pipeline in main Operation Theatre, JPMC, Karachi. (App.).	1.567	0.160	1.567	—	—	—	
42.	Purchase of airconditioning unit for CGPC, Islamabad. (Un-app.).	0.458	—	—	0.394	—	—	
43.	Institute of Speech and Hearing Disorders, Islamabad. (Un-app.).	25.000	0.005	1.000	4.300	—	—	
✓ 44.	Construction of a RHC at Khewari, Mansehra. (App.).	3.254	—	1.290	1.688	—	—	
45.	Construction of a BHU at Gharibabad, Rawalpindi. (App.).	0.579	—	0.430	0.128	—	—	
46.	Combined Stoppering and Capping Machine, NIH, Islamabad. (App.).	0.750	0.750	—	0.193	0.193	—	
Total—(On-going Schemes)					303.000	489.545	146.719	149.357
(New Schemes)								
47.	Primary Health Care Project, B.H.S. Cell. (Un-app.)	246.200 (243.200)	—	—	15.000	—	15.000 (USAID)	
48.	Dialysis and Special Fluid preparation Lab. at N.I.H. Islamabad. (Un-app.)	4.800 (2.500)	—	—	0.860	—	—	
49.	Extension of Small Animal House at N.I.H., Islamabad.	2.000	—	—	1.720	—	—	
50.	Vaccine Quality Control Laboratory at N.I.H., Islamabad	3.500 (1.000)	—	—	0.860	—	—	
51.	Strengthening of National Food Control Activities at N.I.H., Islamabad.	6.230 (5.230)	—	—	3.154	—	2.740 (UNDP)	
52.	Construction of room for generating set, Central Government Polyclinic, Islamabad.	0.214	—	—	0.184	—	—	
53.	Armed Forces Institute of Cardiology (Un-app.)	138.160 (90.000)	—	—	4.300	—	—	
54.	Training of Dais at Allama Iqbal Open University, Islamabad. (Un-app.).	1.700	—	—	1.462	—	—	
55.	Proposal for solution to control on scarcity of water in T. B. Centre, Rawalpindi. (App.).	0.450	—	—	0.387	—	—	
✓ 56.	Computer Tomography for Khyber Teaching Hospital, Peshawar (Un-app.).	—	—	—	4.300	—	—	


(Million Rupees)

Sl. No.	Name, Location and Status of the Scheme	Total Cost (F.E.C.)	Estimated Expenditure up to June, 1982	Revised Estimates for 1982-83	Allocation for 1983-84		
					Total ADP	Foreign Exchange Component	
						Own Resources	Foreign Aid
1	2	3	4	5	6	7	8
57.	Purchase of CT Scanners for CMH, IHC, and JPMC.	60.000 (35.000)	—	—	34.400	24.000	—
58.	Medical Academy at Islamabad (Un-approved)	40.000	—	—	4.300	—	—
59.	Accelerated Health Programmes ..	814.474 (400.000)	—	89.100	150.200	8.000	90.000
	Total—(New Schemes) ..			89.100	221.127	8.000	107.740
	Total—(Ministry of Health and Social Welfare) ..			392.100	710.672	154.719	257.097
B. MINISTRY OF INTERIOR							
Islamabad Administration							
60.	Setting up of three RHC's and 12 BHU's in rural areas of Islamabad. (Un-app.).	19.981	3.243	3.785	5.314	—	—
61.	Establishment of three mobile dispensaries in Islamabad Capital territory (Un-app.).	3.000	—	—	0.860	—	—
Narcotics Control Board							
62.	Programme for Drug Abuse Control Phase-II (Treatment and Rehabilitation of Drug Dependents). (Un-app.).	25.000 (4.975)	—	3.451	2.682	—	1.792 (UNFDAC)
	Total—(Interior Division) ..			7.236	8.856	—	1.792
C. PLANNING & DEVELOPMENT DIVISION							
63.	Nutrition Planning	—	—	—	8.600	—	—
	Total—(P&D Division) ..			—	8.600	—	—
D. KASHMIR AFFAIRS AND NORTHERN AREAS DIVISION							
	(i) Azad Kashmir	—	—	32.500	31.704	—	—
	(ii) Northern Areas	—	—	*	9.675	—	—
	Total—(KA & NA Division) ..			32.500	41.379	—	—
E. STATES AND FRONTIER REGIONS DIVISION							
	FATA	—	—	7.175	25.000	—	—
	Total—(S&FR Division) ..			7.175	25.000	—	—
	Total—HEALTH & NUTR:			431.836	794.507	154.719	258.889

*Revised Estimates not available.

CULTURE AND SPORTS

(157-158)




CULTURE AND SPORTS

(Abstract)

(Million Rupees)

Sl. No.	Sub-Sector	Allocation for 1983-84	Component		
			Foreign Total	Exchange Own Resources	Foreign Aid
1.	Archaeology and Archives	18.600	10.500	0.500	10.000
2.	Sports	95.279	0.300	0.300	—
3.	Culture	41.925	—	—	—
Total		155.804	10.800	0.800	10.000


(159-160)



CULTURE AND SPORTS


(Million Rupees)

Sl. No.	Name, Location and Status of the Scheme	Total Cost (F.E.C.)	Estimated Expenditure up to June, 1982	Revised Estimates for 1982-83	Allocation for 1983-84			
					Total ADP	Foreign Exchange Component		
						Own Resources	Foreign Aid	
1	2	3	4	5	6	7	8	
A. CULTURE, SPORTS AND Y.A. DIVISION :								
I. Archaeology and Archives :								
1.	Master Plan for the Preservation of Moenjodaro (Un-app.)	167.869 (15.915)	22.475	10.000	14.300	—	10.000	
2.	Building Project for the National Archives of Pakistan (App.)	17.586 (12.437)	10.786	3.870	2.580	—	—	
3.	Preservation and Presentation of Shalimar Garden, Lahore (App.)	15.000 (0.500)	10.023	0.860	0.860	0.250	—	
4.	Preservation and Presentation of Lahore Fort (App.)	18.600 (0.500)	11.773	0.860	0.860	0.250	—	
5.	Quaid-i-Azam Academy (Un-app.)	53.000 (9.000)	2.570	2.240	—	—	—	
6.	Development of Allama Iqbal Museum Javid Manzil, Lahore (Un-app.)	4.993	—	0.860	—	—	—	
7.	Preservation and Restoration of Archaeological Remains at Harapa (Un-app.)	2.631	—	0.860	—	—	—	
Total (Archaeology & Archives)					19.550	18.600	0.500	10.000
II. Sports :								
8.	National Institute of Sports and Culture (App.)	720.000 (165.370)	556.810	68.800	81.175	0.300	—	
9.	National Hockey Stadium, Nishtar Park/Gaddafi Stadium Complex, Lahore (App.)	37.000 (6.000)	—	8.600	8.600	—	—	
10.	Establishment of National Sports Training and Coaching Centre at Quetta (App.)	8.300	—	0.272	3.440	—	—	
11.	Indoor Gymnasium Hall, Rawalpindi (App.)	4.845	—	2.438	2.064	—	—	
12.	Rawalpindi Golf Club (App.)	1.848	—	1.590	—	—	—	
Total (Sports)					81.700	95.279	0.300	—
III. Culture :								
13.	Extension of PNCA Hostel (App.)	5.000	1.500	2.750	0.645	—	—	
14.	Museum of Islamic Heritage	—	—	—	8.600	—	—	
15.	National Museum	—	—	—	8.600	—	—	
16.	National Arts Gallery	—	—	—	5.160	—	—	
17.	International Conference Hall	—	—	—	8.600	—	—	
18.	Flagstaff House	—	—	—	6.020	—	—	
19.	Quaid-e-Azam Museum	—	—	—	4.300	—	—	
Total (Culture)					2.750	41.925	—	—
Total—CULTURE & SPORTS					104.000	155.804	0.800	10.000



SPECIAL DEVELOPMENT PROGRAMME FOR WOMEN

(163-164)




SPECIAL DEVELOPMENT PROGRAMME FOR WOMEN

(Abstract)

(Million Rupees)

Sl. No.	Agency	Allocation for 1983-84	Foreign Exchange Component		
			Total	Own Resources	Foreign Aid
A. Provinces					
1.	Punjab	25.542	—	—	—
2.	Sind	11.708	—	—	—
3.	N.W.F.P.	6.764	—	—	—
4.	Baluchistan	3.983	—	—	—
Total (A)		47.997	—	—	—
B. Special Areas					
1.	Azad Kashmir	1.909	—	—	—
2.	Northern Areas	0.014	—	—	—
3.	FATA	0.751	—	—	—
4.	Federal Capital Area	0.929	—	—	—
Total (B)		3.603	—	—	—
Total (Special Development Programme for Women)		51.600	—	—	—

(165/166)



SPECIAL DEVELOPMENT PROGRAMME FOR WOMEN

(Million Rupees)

Sl. No.	Name, Location and Status of the Scheme	Total Cost (F.E.C.)	Estimated Expenditure up to June, 1982	Revised Estimates for 1982-83	Allocation for 1983-84		
					Total ADP	Foreign Exchange Component	
						Own Resources	Foreign Aid
1	2	3	4	5	6	7	8
I. PUNJAB:							
<i>(On-going Schemes)</i>							
1.	15 Centres for Secretarial and Repair of Domestic appliances at 10 cities of the Punjab.	6.458	3.638	0.940	0.441	—	—
2.	500 Women Centres Industrial Homes Rural and Urban Centres in Punjab.	12.322	7.822	1.500	0.704	—	—
3.	Revised Scheme for Women Adult Education Centres (Establishment of 3000 Centres in Punjab).	16.956	7.950	3.106	1.384	—	—
4.	38 Women Pilot Centres IRDP Marakiz in Punjab.	5.495	2.652	0.573	0.459	—	—
5.	Provincial Coordination Cell P.&D. Department, Punjab.	1.111	0.561	0.166	0.086	—	—
6.	Establishment of 750 Female Adult Education Centres in the Punjab.	4.950	1.980	0.990	0.464	—	—
7.	Establishment of 6 Women Carpet Centres ...	5.597	2.738	0.864	0.446	—	—
8.	Establishment of Govt. Polytechnic Institute at Faisalabad.	5.094	2.585	0.758	0.391	—	—
9.	Setting up Handicraft Production Centres at the Polytechnic Institute for Women at Lahore.	2.583	1.518	0.322	0.166	—	—
10.	Establishment of 292 Female Adult Edu. Centres	4.985	1.994	0.997	0.468	—	—
11.	Establishment of 40 Pilot Women Centres at IRDP Marakiz.	4.117	1.844	0.684	0.353	—	—
12.	Requirement for Additional Equipment and Furniture for Short Course being offered in Government Polytechnic Institute for Women, Lahore.	0.354	0.339	0.005	0.002	—	—
13.	Expansion of Provincial Coordination Cell for Women Project in the Punjab.	0.121	0.046	0.024	0.012	—	—
14.	Establishment of 4 Women Centres in Barani Areas.	3.334	0.880	0.770	0.376	—	—
15.	Establishment of Readymade Garments Training Centres for Ladies at Lahore and Faisalabad.	2.814	1.072	0.310	0.320	—	—
16.	Introduction of Sericulture amongst women folk in Thall, Punjab.	1.148	0.338	0.460	0.114	—	—
17.	Establishment of Government Polytechnic Institute for Women at Multan.	3.163	0.326	1.245	0.355	—	—
18.	Hosiery Knitting Centre (Woollen/Cotton Hosiery) for Women at Lahore.	2.724	1.260	0.662	0.179	—	—
19.	Provision of Female Staff for the Training of Lady Field Assistant at in-services Agriculture Training Institute Sargodha & Rahim Yar Khan.	0.363	0.058	0.105	0.045	—	—

(Million Rupees)

Sl. No.	Name, Location and Status of the Scheme	Total Cost (F.E.C.)	Estimated Expenditure upto June, 1982	Revised Estimates for 1982-83	Allocation for 1983-84			
					Total ADP	Foreign Exchange Component		
						Own Resources	Foreign Aid	
1	2	3	4	5	6	7	8	
20.	Establishment of 38 Pilot Women Centres at IRDP Marakiz in the Punjab (Introduction of Cooperatives.)	0.907	—	0.531	0.088	—	—	
21.	Establishment of Community Halls for Women at Small Towns and Villages at Sargodha and Bahawalpur Division.	6.644	3.223	1.850	0.351	—	—	
22.	Establishment of Community Halls for Women at Small Towns and Villages at Lahore and Rawalpindi Divs.	6.970	3.405	1.953	0.370	—	—	
23.	Establishment of Community Halls for Women at Small Towns and Villages at Multan Division.	4.800	2.330	1.336	0.253	—	—	
24.	Establishment of Expansion for Cooperative Societies among females in Punjab particularly in Rawalpindi and Bahawalpur Division.	3.426	—	0.775	0.376	—	—	
25.	Establishment of Government Polytechnic Institute for Women at Islamabad.	5.675	4.540	0.258	—	—	—	
26.	Construction of Women Welfare Centre at Faisalabad.	4.431	—	4.431	—	—	—	
27.	Setting up of 4 Technical Training Centres for up-gradation of Skills in Rural Areas of Women in Barani Tracts of D. G. Khan.	1.324	—	0.451	0.410	—	—	
28.	Extension of Technical Training Programme for the up-gradation of Rural Skills of Women in the Punjab Barani Tracts in Fateh Jhang, Tala Gang and Kahuta.	1.332	—	0.297	0.242	—	—	
29.	Extension of APWA Career Women Hostel at Lahore.	0.875	0.600	0.275	—	—	—	
30.	Addition of One Block in Central Government Polyclinic, Islamabad.	4.463	2.597	1.366	0.023	—	—	
31.	Training of Lady Health Technicians	2.488	—	0.600	0.572	—	—	
Total (On-going Schemes) ..					28.604	9.450	—	—
<i>(New Schemes Un-approved)</i>								
32.	Training of 150 Ladies in Livestock Breeding, Feeding and Management.	0.400	—	—	0.094	—	—	
33.	Establishment of 5 new Govt. Vocational Institutes.	0.887	—	—	0.176	—	—	
34.	Establishment of Training Centre and Cottage Industry based on Silk in Changa Manga.	2.807	—	—	0.786	—	—	
35.	Construction of Community Centres at Kotli Sattian Muree (Pilot Women Centres).	0.500	—	—	0.234	—	—	
36.	Establishment of 500 Women Centres in Rural Areas (100 Centres during 1983-84).	3.440	—	—	0.704	—	—	
37.	Construction of 36 Community Services Centres for Women in Punjab (18 Centres during 83-84).	6.410	—	—	0.938	—	—	
38.	Establishment of Women's Welfare Centres at Rawalpindi.	0.800	—	—	0.375	—	—	

S- No.	Name, Location and Status of the Scheme	Total Cost (F.E.C.)	Estimated Expendi- ture upto June, 1982	Revised Estimates for 1982-83	Allocation for 1983-84		
					Total ADP	Foreign Exchange Component	
						Own Resources	Foreign Aid
1	2	3	4	5	6	7	8
39.	Establishment of 1000 Day Care Centres in Urban/Rural Areas in Punjab (100 Day Care Centres during 1983-84).	2.680	—	—	0.469	—	—
40.	Involvement of Women in Livestock in the Punjab.	2.575	—	—	0.469	—	—
41.	Addition of Short Course evening classes in 42 existing proposed Govt. Vocational Institute in the Punjab.	3.360	—	—	0.319	—	—
42.	Opening of 74 Government Vocational Institute for Girls at Tehsil Headquarters in the Punjab (10 in 1983-84).	4.830	—	—	0.493	—	—
43.	One Matting Development Centre ..	0.615	—	—	0.141	—	—
44.	Opening of Mid-wifery Training School at DHQ Hospital Okara.	0.390	—	—	0.088	—	—
45.	Establishment of 500 Model Adult Education Centres.	2.900	—	—	0.375	—	—
46.	Extension of Technical Training Programme for the up-gradation of Rural Skills for Women in Punjab Barani tracts ([30 Centres, 13 Centres during 1983-84).	5.812	—	—	0.407	—	—
47.	Establishment of Marketing Centre for Female Cooperatives in Punjab.	1.025	—	—	0.250	—	—
48.	Cottage Designing-cum-Production Centre at Divisional Headquarters (4 in 1983-84).	5.785	—	—	0.938	—	—
49.	Establishment of 27 legal Aid Centres at District level in Punjab.	1.150	—	—	0.176	—	—
50.	Construction of building for Destitute women Lahore.	4.000	—	—	0.173	—	—
51.	Training of Ladystock Assistants in the Punjab (at District level).	2.925	—	—	0.457	—	—
52.	Involvement of Women in the Livestock in Punjab	3.975	—	—	0.704	—	—
53.	Addition of Short Courses evening classes in 42 existing proposed Govt. Vocational Institutes in the Punjab.	5.040	—	—	0.788	—	—
54.	12 Handicraft Development Centres in the Punjab (6 in 1983-84).	4.800	—	—	0.704	—	—
55.	Establishment of new Polytechnic Institutes for Women in the Punjab.	6.340	—	—	1.173	—	—
56.	Replacement of existing equipments in 17 Government Vocational Institutes for Girls in the Punjab.	0.500	—	—	0.234	—	—
57.	One Institute for Carpet Weaving and Designing.	1.275	—	—	0.352	—	—
58.	Flori Culture and Utilization of Wood-Waste in Punjab.	1.530	—	—	0.422	—	—
59.	Establishment of a Model Village in Punjab ...	6.588	—	—	1.360	—	—
60.	Construction of School for Blind Girls at Chuh-arkana.	3.000	—	—	0.261	—	—

(Million Rupees)

Sl. No.	Name, Location and Status of the Scheme	Total Cost (F.E.C.)	Estimated Expenditure upto June, 1982	Revised Estimates for 1982-83	Allocation for 1983-84		
					Total ADP	Foreign Exchange Component	
						Own Resources	Foreign Aid
1	2	3	4	5	6	7	8
61.	Establishment of Training and Rehabilitation Centre for Mentally Retarded Girls at Lahore, Multan and Faisalabad	4.900	—	—	0.610	—	—
62.	Development and Expansion for Cooperative Societies among females in Punjab.	4.800	—	—	0.421	—	—
	Total—(New Schemes)	—	16.091	—	—
	Total—(Punjab)	28.604	25.542	—	—
II Sind :							
<i>(On-going Programmes):</i>							
63.	Establishment of 120 Women Centres under School Education system.	4.387	1.908	0.838	0.384	—	—
64.	Establishment of 90 Community Sponsored Centres.	4.258	2.219	0.679	0.319	—	—
65.	Establishment of 60 Women Multipurpose Centres.	5.165	2.468	0.899	0.422	—	—
66.	Establishment of 3 new activities in the existing 32 Vocational Institute in Sind.	1.627	0.889	0.246	0.115	—	—
67.	Establishment of Coordination Cell for Women Programme in Sind.	1.136	0.522	0.183	0.100	—	—
68.	Establishment of Women's Centres in Sind under the Directorate of School Education.	4.211	1.657	0.834	0.400	—	—
69.	Establishment of 17 Handicraft Centres for Carpet Weaving.	5.643	2.754	0.963	0.452	—	—
70.	Establishment of 12 Vocational Institute for Women in Sind.	4.097	1.647	0.753	0.379	—	—
71.	Establishment of Readymade Garments Training Centre for Women, Karachi.	1.575	0.699	0.334	0.121	—	—
72.	Establishment of 80 Community Sponsored Women Centres in Sind.	2.966	1.298	0.558	0.260	—	—
73.	Establishment of 8 Handicraft Centres for Carpet Weaving.	3.561	1.274	0.691	0.357	—	—
74.	Establishment of Government Polytechnic Institute for Women, Karachi.	6.084	3.488	0.945	0.372	—	—
75.	Improvement of Livestock through Rural Women Training Programme.	0.792	0.046	0.232	0.115	—	—
76.	Pilot Programme for Training of Women in Agro-based Industry in Socio-economic Centre for Women in profitable Poultry Raising.	1.305	0.121	0.036	0.184	—	—
77.	Construction of Community Halls in Sukkur Division.	2.915	0.516	1.428	0.228	—	—

(Million Rupees)

Sl. No.	Name, Location and Status of the Scheme	Total Cost (F.E.C.)	Estimated Expenditure upto June, 1982	Revised Estimates for 1982-83	Allocation for 1983-84			
					Total ADP	Foreign Exchange Component		Foreign Aid
						Own Resources		
1	2	3	4	5	6	7	8	
78.	Construction of Community Halls in Hyderabad Division.	2.916	0.516	1.428	0.228	—	—	
79.	Construction of Community Halls in Karachi Division.	0.530	0.258	—	0.064	—	—	
80.	Establishment of 3 Commercial Training Institutes for Women at Korangi 32, Socio-economic Centre Korangi 5, and Asoo Goth Malir, Karachi.	0.532	0.169	0.061	0.029	—	—	
81.	Introduction of Adult Literacy Classes in 10 Existing Vocational Institutes in Sind and Applied Art Classes in Badin and Orangi Town.	0.111	0.007	0.033	0.016	—	—	
82.	Establishment of Government Polytechnic Institute for Women at Sukkur.	1.956	0.455	0.544	0.205	—	—	
83.	Salary of 2 Lady Health Visitors for the Maternity and Child Care Centre Rohri Village, Landhi.	0.065	0.007	0.018	0.005	—	—	
84.	Training of 25 Female Medical Technicians in Sind.	0.174	0.045	0.129	—	—	—	
85.	Introduction of Sericulture to the Women in Rural Areas of Sind.	3.165	0.828	1.409	0.435	—	—	
86.	Six Commercial Training Institutes in Hyderabad.	0.537	0.111	0.192	0.054	—	—	
87.	Handicraft Development Centre for Duree making.	0.598	0.110	0.210	0.062	—	—	
88.	Introduction of Repair of Domestic Electrical Appliances courses in the existing 32 Vocational School.	0.535	0.170	0.140	0.050	—	—	
89.	Women Welfare Centre at Mirpurkhas	0.400	—	0.200	0.094	—	—	
90.	Women Welfare Centre at Sujawal	0.400	—	0.200	0.094	—	—	
91.	Women Welfare Centre at Khairpur	0.400	—	0.200	0.094	—	—	
92.	Construction of Marakiz-e-Khawateen at North Karachi.	0.800	—	0.500	0.141	—	—	
Total— (On-going Schemes)				..	14.883	5.779	—	—
<i>(New Schemes Un-approved)</i>								
93.	Establishment of 50 Women Centres (30 Centres in 1983-84).	2.055	—	—	0.376	—	—	
94.	Establishment of 150 Community Sponsored Women Centres in Sind (75 Centres during 1983-84).	4.990	—	—	0.938	—	—	

(Million Rupees)

Sl. No.	Name, Location and Status of the Scheme	Total Cost (F.E.C.)	Estimated Expenditure upto June, 1982	Revised Estimates for 1982-83	Allocation for 1983-84		
					Total ADP	Foreign Exchange Component	
						Own Resources	Foreign Aid
1	2	3	4	5	6	7	8
95.	To provide additional facilities in 45 Women Community Sponsored Centres opened during 1979-80 to 1980-81.	1.280	—	—	0.389	—	—
96.	Introduction of Health Education in Women Community Centre.	2.600	—	—	0.845	—	—
97.	Establishment of 3 Display Centres in Sind ..	0.824	—	—	0.287	—	—
98.	Establishment of Montessary Training Centre in Sind.	0.700	—	—	0.217	—	—
99.	Introduction of Training in Repair of Domestic Electric appliances in 25 Vocational Institutes.	0.900	—	—	0.281	—	—
100.	Introduction of 2 Technologies at Government Polytechnic Institutes for Women at Sukkur.	3.200	—	—	1.266	—	—
101.	Establishment of 5 Sales and Display Centres in Sind (3 Centres during the first year and 2 Centres in following years).	0.807	—	—	0.238	—	—
102.	Development of Model Village	4.900	—	—	0.938	—	—
103.	5 Leather Working Training Centres (one in 1983-84).	0.187	—	—	0.056	—	—
104.	5 Poultry Centres (one in 1983-84)	0.490	—	—	0.098	—	—
Total—(New Schemes) ..					5.929	—	—
Total (Sind)					14.883	—	—

III. N.W.F.P.

(On-going Schemes)

✓ 105.	Establishment of 150 Centres for Adult Education and Health Education.	1.939	1.039	0.300	0.141	—	—
✓ 106.	Establishment of 150 Wara Lasoona Centres for Girls (Phase-I).	0.893	0.449	0.148	0.069	—	—
✓ 107.	Establishment of 150 Women Industrial Centres at IRDP Marakiz.	4.448	2.234	0.738	0.446	—	—
✓ 108.	Establishment of 437 Wara Lasoona Centres for Girls (Phase-II 150 Centres).	0.650	0.263	—	0.089	—	—
✓ 109.	200 Women Industrial Homes at IRDP Marakiz	4.903	2.338	0.777	0.419	—	—
✓ 110.	Establishment of One Centre for Secretarial Work at Peshawar.	0.126	0.091	0.011	0.006	—	—
✓ 111.	Supporting Staff for Women Welfare Programme at Local Government and Rural Development Department.	1.268	0.991	0.076	0.046	—	—
✓ 112.	150 Adult Education in Adult Education and Health Education Centre.	1.799	0.633	0.250	0.315	—	—
✓ 113.	Provincial Coordination Cell for Women's Project	0.800	0.175	0.210	0.090	—	—

(Million Rupees)

Sl. No.	Name, Location and Status of the Scheme	Total Cost (F.E.C.)	Estimated Expenditure upto June, 1982	Revised Estimates for 1982-83	Allocation for 1983-84			
					Total ADP	Foreign Exchange Component		
						Own Resources	Foreign Aid	
1	2	3	4	5	6	7	8	
114.	3 Vocational Institutes for Women at Kohat, Bannu and Peshawar.	2.317	1.160	0.206	0.212	—	—	
115.	Extension of Secretarial Training Works Centre for Secretarial Work, Training Centre for Women at Directorate of Local Govt. and Rural Development Deptt., N.W.F.P., Peshawar.	0.096	0.069	0.005	0.005	—	—	
116.	132 Industrial Centres including Adult Literacy component under Women Welfare Programme.	5.053	2.074	0.423	0.053	—	—	
117.	Carpet and Duree Training-cum-Development Centres for Women in Abbottabad and Peshawar.	1.160	2.406	0.103	0.245	—	—	
118.	Establishment of Govt. Polytechnic Institute for Women, Peshawar.	4.575	2.584	0.559	0.320	—	—	
119.	Scheme for Staff Development for Govt. Polytechnic Institute of Women and Vocational Institute in N.W.F.P.	1.181	0.633	0.288	0.062	—	—	
120.	Establishment of Community Sponsored Centres in N.W.F.P.	2.895	0.944	0.743	0.262	—	—	
121.	Establishment of Government Vocational Institute for Women at Mansehra & Swabi.	1.630	—	0.845	0.275	—	—	
122.	Introduction of Typing/Shorthand Classes in Govt. Degree Colleges for Women in N.W.F.P.	0.475	—	0.377	0.035	—	—	
123.	Revised scheme for construction of 13 Community Halls for Women in Small Towns and Villages in N.W.F.P.	3.714	1.032	1.485	0.267	—	—	
124.	Construction of Working Women Hostel in Peshawar.	1.450	—	1.350	0.047	—	—	
Total (On-going Schemes):					8.894	3.404	—	—
<i>(New Schemes Un-approved):</i>								
125.	Construction of Destitute Home for Women at Abbottabad.	2.100	—	—	0.844	—	—	
126.	Scheme for Training of N.W.F.P. Domicile Female in Carpet Weaving.	0.075	—	—	0.017	—	—	
127.	Establishment of Carpet & Duree Training-cum-Production Centres at Swat.	0.700	—	—	0.234	—	—	
128.	Establishment of Handicraft Cooperative Marketing Centre at Abbottabad and D. I. Khan.	0.750	—	—	0.235	—	—	
129.	Establishment of Carpet and Duree Training Centre at Chitral.	0.650	—	—	0.235	—	—	
130.	Establishment of 50 Community Sponsored Centres in N.W.F.P.	1.182	—	—	0.367	—	—	

(Million Rupees)

Sl. No.	Name, Location and Status of the Scheme	Total Cost (F.E.C.)	Estimated Expenditure upto June, 1982	Revised Estimates for 1982-83	Allocation for 1983-84		
					Total ADP	Foreign Exchange Component	
						Own Resources	Foreign Aid
1	2	3	4	5	6	7	8
✓ 131.	Introduction of Training in repair of domestic appliance in Govt. Degree Colleges for Women in N.W.F.P.	0.880	—	—	0.375	—	—
✓ 132.	Cottage Designing-cum-Production Centres at Divisional Headquarters of N.W.F.P.	2.196	—	—	3.678	—	—
✓ 133.	Establishment of Two Day Care Centres ..	0.600	—	—	0.188	—	—
✓ 134.	Establishment of 100 Model Adult Education Centres.	0.625	—	—	0.187	—	—
Total (New Schemes) ..				—	3.360	—	—
Total (N.W.F.P.) ..				8.894	6.764	—	—

IV. Baluchistan.

(On-going Schemes)

135.	Establishment of an Employment Section (Ladies Multipurpose Centres).	0.169	0.115	0.016	0.008	—	—
136.	Women Training Programme for Typing/short-hand at Government Colleges for Women, Quetta.	0.169	0.112	0.015	0.009	—	—
137.	Establishment of 12 Literacy Centres in Baluchistan.	0.382	0.183	0.060	0.031	—	—
138.	Adult Education Sewing/Cutting Classes in two Centres.	0.199	0.087	0.034	0.017	—	—
139.	Provincial Coordination Cell for Women's Project in Baluchistan.	0.443	0.223	0.066	0.034	—	—
140.	Development Centre for Women at Kuchlak, Quetta.	0.686	0.651	0.600	0.094	—	—
141.	Revised Scheme of Tailoring-cum-Cutting Centre for Women at Quetta.	1.426	0.336	0.340	0.176	—	—
142.	Provision of Hostel for Lady Teachers at Loralai.	1.700	1.200	0.500	—	—	—
143.	Opening of Typing-cum-shorthand classes for women in existing vocational training school in Quetta.	0.243	0.195	0.015	0.008	—	—
144.	Construction of 4 Community Halls for Ladies Professional Training at Divisional level in Baluchistan.	0.946	0.605	0.173	0.037	—	—

(Million Rupees)


Sl. No.	Name, Location and Status of the Scheme	Total Cost (F.E.C.)	Estimated Expenditure upto June, 1982	Revised Estimates for 1982-83	Allocation for 1983-84		
					Total ADP	Foreign Exchange Component	
						Own Resources	Foreign Aid
1	2	3	4	5	6	7	8
145.	Improvement/Expansion of Cynac Ward of Sandeman (Provincial) Hospital.	1.100	—	0.500	0.282	—	—
146.	Development of Model Villages in Baluchistan (Bughti Village Proposal).	0.662	—	0.662	—	—	—
147.	Construction of Patient Ward (Female) in Civil Hospital Turbat.	0.595	—	0.595	—	—	—
148.	Construction of Chowkidars hut and servant room.	0.595	—	0.114	—	—	—
149.	Provision of Hostel, for lady Teachers at Dera Murad Jamali, Pishin and Bela.	—	—	0.350	—	—	—
150.	Revised Scheme of Coordination Cell at Quetta	0.725	—	0.118	0.070	—	—
Total (On-going Schemes)				4.158	0.766	—	—
<i>(New Schemes Un-approved)</i>							
151.	Opening of 2 Community Centres at Panjgur and Uthal.	1.100	—	—	0.234	—	—
152.	Establishment of Model Village in Baluchistan	6.155	—	—	0.141	—	—
153.	Training of Female Trainees in Livestock and Poultry.	0.238	—	—	0.034	—	—
154.	Establishment of 3 Poultry units at Lady Teachers Training Schools.	1.525	—	—	0.234	—	—
155.	Para Medical School with Hostel at Khuzdar.	3.800	—	—	0.704	—	—
156.	Typing and Shorthand and Book-keeping Centres at Sibi and Loralai (Pishin-Turbat-Khuzdar).	0.517	—	—	0.101	—	—
157.	Establishment of 60 Mohallah Schools (5 in each District).	1.390	—	—	0.258	—	—
158.	Duree/Drugget Training-cum-Development Centre for Women at Loralai.	2.050	—	—	0.244	—	—
Total (New Schemes)				..	—	3.217	—
Total (Baluchistan)				..	4.158	3.983	—
V. Azad Jammu and Kashmir							
<i>(On-going schemes)</i>							
159.	Provision of Machinery to the existing 21 Women Industrial School/Homes and starting of Commerce Classes in Women Industrial Schools in Muzaffarabad.	0.341	0.027	0.021	0.011	—	—

(Million Rupees)

Sl. No.	Name, Location and Status of the Scheme	Total Cost (F.E.C.)	Estimated Expenditure upto June, 1982	Revised Estimates for 1982-83	Allocation for 1983-84		
					Total ADP	Foreign Exchange Component	
						Own Resources	Foreign Aid
1	2	3	4	5	6	7	8
160.	Dais Training Programme in Distt. Headquarters in MCH Centres in Muzaffarabad.	1.916	0.088	0.588	0.088	—	—
161.	Setting up 5 Carpet and 5 Kashmir Art Development-cum-Cutting Centre for Women in AJ&K.	1.689	0.202	0.456	0.230	—	—
162.	Women's Extension Programme	2.352	0.575	0.914	0.405	—	—
163.	Teachers Training Programme for Women Industrail School in AJ&K.	0.635	0.120	0.156	0.080	—	—
164.	Lady Health Visitors Training Programme in Muzaffarabad.	0.370	0.023	0.105	0.054	—	—
Total (On-going Schemes) ..				2.240	0.868	—	—
<i>(New Schemes Unapproved)</i>							
165.	Construction of 3 Community Halls in Azad Jammu and Kashmir.	1.040	—	—	0.359	—	—
166.	Construction of Destitute Home at Muzaffarabad.	0.600	—	—	0.281	—	—
167.	20 Community sponsored Centres in Azad Jammu and Kashmir.	1.205	—	—	0.271	—	—
168.	Kashmir Art Development-cum-Production Centres.	0.469	—	—	0.121	—	—
169.	Introduction of Adult Literacy Classes in 2 Centres.	0.066	—	—	0.009	—	—
Total (New Schemes)				—	1.041	—	—
Total (AJ & K) ..				2.240	1.909	—	—
VI. FATA							
<i>(On-going schemes)</i>							
170.	Education for Female in F.A.T.A.	1.111	—	0.516	0.131	—	—
<i>(New Schemes Unapproved).</i>							
171.	Construction of 10 Community Halls in F.A.T.A. (3 Halls in 1983-84).	3.900	—	—	0.469	—	—
172.	Establishment of 8 Primary Schools in F.A.T.A.	0.570	—	—	0.151	—	—
Total (F.A.T.A.) ..				0.516	0.751	—	—
VII. Federal Capital Areas							
<i>(New Schemes Un-approved)</i>							
173.	10 Pilot Projects of Skill Development in Federal Capital Areas (5 in 1982-83).	4.300	—	—	0.929	—	—
Total (F.C.A.)				—	0.929	—	—


(Million Rupees)

Sl. No.	Name, Location and Status of the Scheme	Total Cost (F.E.C.)	Estimated Expenditure upto June, 1982	Revised Estimates for 1982-83	Allocation for 1983-84			
					Total ADP	Foreign Exchange Component		
						Own Resources	Foreign Aid	
1	2	3	4	5	6	7	8	
VIII. Northern Areas								
<i>(On-going schemes)</i>								
174.	Establishment of Women Centres at Biltat, Hunza.	0.173 (0.143)	0.128	0.015	0.007	—	—	
<i>New Schemes (Un approved)</i>								
175.	MCH Centre at Baltit, Hunza	0.090	—	—	0.007	—	—	
Total (Northern Areas)				..	0.015	0.014	—	—
Total—SPECIAL DEVELOPMENT PROGRAMME FOR WOMEN.				..	—	51.600	—	—



POPULATION WELFARE PROGRAMME

(179-180)




POPULATION WELFARE PROGRAMME

(Abstract)

(Million Rupees)

Sl. No.	Sub-Sector	Provision for 1983-84	Foreign	Exchange	Component
			Total	Own Resources	Foreign Aid
1	2	3	4	5	6
1.	Organizational Infrastructure	55.800	—	—	—
2.	Core Programme	70.664	35.000	—	35.000
3.	Training and Research Programme	24.490	21.160	—	21.160
4.	Family Health Manpower	10.000	5.000	—	5.000
5.	Reproductive Health Services	18.076	16.677	—	16.677
6.	Logistics and Supplies	60.062	60.062	—	60.062
7.	Other Programmes	33.973	31.140	—	31.140
Total (Population Welfare Programme) ..		273.065	169.039	—	169.039

(181-182)



POPULATION WELFARE PROGRAMME

(Million Rupees)


Sl. No.	Name, Location and Status of the Scheme	Total Cost (F.E.C.)	Estimated Expenditure upto June, 1982	Revised Estimates for 1982-83	Allocation for 1983-84				
					Total ADP	Foreign Exchange Component		Own Resources	Foreign Aid
						7	8		
1	2	3	4	5	6	7	8		
A. POPULATION WELFARE DIVISION									
I. Administration Organization:									
1.	Population Welfare Div. Headquarters, Islamabad.								
	(i) Secretariat	10.802	—	6.986	7.800	—	—		
	(ii) Contribution to UNFPA/IPPF.	2.525	—	3.800	3.930	—	—		
2.	National Institute of Technical Research	3.009 (0.600)	—	2.800	2.350	—	—		
3.	Directorate of Communication and Publication, Lahore	1.066	—	1.231	1.183	—	—		
4.	Directorate of Stores and Supplies, Karachi	0.942	—	1.000	1.000	—	—		
5.	Directorate of Clinical Training Karachi	—	—	—	0.980	—	—		
6.	Federal District, Islamabad.	—	—	—	0.520	—	—		
Total (I)				15.817	17.763	—	—		
II. Administration Organization, Punjab :									
7.	Provincial Headquarter	2.479	—	2.620	2.500	—	—		
8.	District Population Welfare Offices and Municipal Corporation Population Welfare Offices.	15.200	—	10.867	13.980	—	—		
Total (II)				13.487	16.480	—	—		
III. Administration Organization, Sind:									
9.	Provincial Headquarter	1.862	—	1.627	1.750	—	—		
10.	District Population Welfare Offices and Municipal Corporation Population Welfare Offices.	9.420	—	7.500	8.250	—	—		
Total (III)				9.127	10.000	—	—		
IV. Administration Organization, NWFP :									
11.	Provincial Headquarter	1.589	—	1.533	1.650	—	—		
12.	District Population Welfare Offices and Municipal Corporation Population Welfare Offices.	6.224	—	5.346	6.107	—	—		
Total (IV)				6.879	7.557	—	—		
V. Administration Organization, Baluchistan :									
13.	Provincial Headquarter	1.161	—	1.140	1.000	—	—		
14.	District Population Welfare Offices and Municipal Corporation Population Welfare Offices.	3.291	—	3.400	3.000	—	—		
Total (V)				4.540	4.000	—	—		
VI. Core Programme :									
15.	Family Welfare Centres	72.600 (9.000)	—	68.110	70.464	—	35.000		
16.	EPI and ORS Projects	—	—	—	0.200	—	—		
Total (VI)				68.110	70.664	—	35.000		

(Million Rupees)

Sl. No.	Name, Location and Status of the Scheme	Total Cost (F.E.C.)	Estimated Expenditure up to June, 1982	Revised Estimates for 1982-83	Allocation for 1983-84		
					Total ADP	Foreign Exchange Component	
						Own Resources	Foreign Aid
1	2	3	4	5	6	7	8
VII. Reproductive Health Services							
17.	Services outlet Project ..	10.100 (9.136)	—	10.162	10.459	—	8.561
18.	ADB Component for Punjab 1982-83 ..	3.437 (2.570)	—	3.437	0.437	—	4.166
19.	FPAP Contraceptive Surgical Project ..	0.700 (0.700)	—	1.300	0.500	—	0.700
20.	Sheikh Zaid Hospital	0.232	—	0.232	0.212	—	0.212
21.	Total Care Project ..	0.586 (0.586)	—	0.599	0.599	—	0.599
22.	Training of Physicians and Nurses	2.436	—	2.436	2.439	—	2.439
	Total (VII) ..			18.057	18.076	—	16.677
VIII. Family Health Manpower Development:							
23.	Regional Training Institutes ..	6.289 (1.223)	—	5.631	5.400	—	0.400
24.	Directorate of Clinical Training ..	0.804 (0.105)	—	0.891	—	—	—
25.	Training/Commodity inputs ..	4.175 (3.132)	—	4.000	4.600	—	4.600
	Total (VIII) ..			10.522	10.000	—	5.000
IX.	Programme through other Department (Provincial) ..	2.573	—	0.670	1.975	—	1.175
X.	National Population Education ..						
26.	Formal Education ..	2.512 (1.210)	—	2.002	2.170	—	1.500
27.	Non-Formal Education ..	1.101 (1.000)	—	1.000	1.200	—	1.000
	Total (X) ..			3.002	3.370	—	2.500
XI.	Involvement of Hakim in the Population Welfare Project ..	1.958 (1.960)	—	1.900	1.800	—	1.800
XII.	Communication Strategy including P.P.F. ..	9.957 (4.750)	—	6.751	11.331	—	10.870
XIII.	Target Group Institution (World Bank) ..	0.088	—	0.090	0.096	—	0.045
XIV.	(i) A. J. K. Project ..	0.251	—	0.250	0.100	—	—
	(ii) Northern Areas M.C.H. Project ..	0.196	—	0.200	0.150	—	—
	Total (XIV) ..			0.450	0.250	—	—


(Million Rupees)

Sl. No.	Name, Location and Status of the Scheme	Total Cost (F.E.C.)	Estimated Expenditure up to June, 1982	Revised Estimates for 1982-83	Allocation for 1983-84		
					Total ADP	Foreign Exchange Component	
						Own Resources	Foreign Aid
1	2	3	4	5	6	7	8
XV.	Traditional Birth Attendant Project, SUPPORT PROJECTS	12.169 (3.400)	—	3.200	2.950	—	2.700
XVI.	Research :						
28.	CUPS & P.D.C.	2.042 (3.960)	—	0.510	7.684	—	6.484
XVII.	Bio-Medical Research	1.657 (1.200)	—	1.600	1.100	—	0.720
29.	C. C. C. R.	—	—	—	1.656	—	1.656
XVIII.	Const. of NRIFC Building Purchase of Local equipment	—	—	—	5.000	—	5.000
XIX.	Non-Clinical Training PWII's Lahore/Karachi	1.485	—	1.480	6.100	—	4.600
XX.	Family Health Care Project	0.203	—	0.161	0.200	—	—
XXI.	Logistic & Supply :						
30.	Contraceptives	3.317 (3.320)	—	3.320	42.900	—	42.500
31.	Construction of Warehouse buildings, purchase of equipment	—	—	—	4.162	—	4.162
32.	Transport	8.679 (5.000)	—	5.000	13.000	—	13.000
				Total (XXI) ..	8.320	60.062	60.062
XXII.	NGOs Project	—	—	1.250	1.750	—	1.750
XXIII.	Pakistan Social Marketing	—	—	—	—	—	—
XXIV.	University Population/Demography Project—Population Study Centre	—	—	—	5.000	—	5.000
XXV.	New Projects/Innovatives etc.	—	—	—	8.000	—	8.000
	Total—POPULATION WELFARE PROGRAMME ..			174.915	273.065	—	169.039



SOCIAL WELFARE

(187—188)




SOCIAL WELFARE

(Abstract)

(Million Rupees)

Sl. No.	Sub-Sector	Allocation for 1983-84	Total ADP	Foreign Exchange Component	
				Own Resources	Foreign Aid
1	2	3	4	5	6
1.	Special Education and Social Welfare Division..	42.511	—	—	—
2.	National Council of Social Welfare	5.490	—	—	—
3.	Staff Welfare Organization	5.724	—	—	—
	Total (Social Welfare) ..	53.725	—	—	—

(189—190)



SOCIAL WELFARE

(Million Rupees)


Sl. No.	Name, Location and Status of the Scheme	Total Cost (F.E.C.)	Estimated Expenditure upto June, 1982	Revised Estimates for 1982-83	Allocation for 1983-84			
					Total ADP	Foreign Exchange Component		Foreign Aid
						Own Resources	Foreign	
1	2	3	4	5	6	7	8	
A. MINISTRY OF HEALTH AND SOCIAL WELFARE								
SPECIAL EDUCATION & SOCIAL WELFARE								
I. On-going Training/Research and Organization Programmes :								
1.	Grant-in-Aid for Social Work Education to Universities. (Approved).	2.000	1.339	0.275	0.258	—	—	
2.	Grant-in-Aid for Social Work Education to Colleges. (Approved).	1.800	0.753	0.172	0.172	—	—	
3.	Training Courses for Social Welfare Personnel in Public and Private Sector, Islamabad. (App.).	1.500	0.678	0.240	0.291	—	—	
-Total (Research & Organizational Programme)				0.687	0.721	—	—	
II. Training and Rehabilitation Services for the Handicapped :								
4.	Special Education, Training and Rehabilitation of the Handicapped.	89.355	—	—	25.800	—	—	
Total (Tr. & Reh. Services for the Handicapped.)				—	25.800	—	—	
III. Establishment and Strengthening of the Social Services Through Multi-Sectoral Activities :								
5.	Social Services Projects (Medical), Islamabad. (Un-approved).	1.500	—	—	0.258	—	—	
6.	School Social Work Project, Islamabad. (Un-approved).	0.750	—	—	0.258	—	—	
7.	Assistance and Service facilities to on-going Provincial C.D. Projects. (Un-approved).	—	—	—	4.300	—	—	
8.	Strengthening of income generating activities in the on-going Industrial Homes (Un-approved).	—	—	—	2.580	—	—	
9.	Addition of MCH Services in the on-going C.D. and Industrial Home Projects. (Un-approved).	—	—	—	2.580	—	—	
10.	Establishment of Salai Markaz, Islamabad. (Un-approved).	15.000	—	—	0.998	—	—	
Total (Est. & Strengthening of Social Services)				—	10.974	—	—	
IV. Training Research/Evaluation of Programmes (New) :								
11.	Research Study	0.200	—	—	0.086	—	—	
12.	Evaluation of on-going Programmes	—	—	—	1.720	—	—	
13.	Training Orientation of Medical and Para-Medical Personnel for effective Utilization of Medical Social Welfare Services.	—	—	—	0.860	—	—	
14.	Centre for Advance Studies in Social Welfare & Development Lahore.	5.000	—	—	0.344	—	—	

(Million Rupees)

Sl. No.	Name, Location and Status of the Scheme	Total Cost (F.E.C.)	Estimated Expenditure up to June, 1982	Revised Estimates for 1982-83	Allocation for 1983-84		
					Total ADP	Foreign Exchange Component	
						Own Resources	Foreign Aid
1	2	3	4	5	6	7	8
15.	Evaluation of the on-going Medical Social Services Units.	—	—	—	1.330	—	—
16.	Pakistan Council for Professional Social Workers, Islamabad.	5.000	—	—	0.160	—	—
17.	Establishment of National Training & Research Institute, Islamabad.	5.000	—	—	0.516	—	—
Total—(Training, Research and Evaluation Programme).				—	5.016	—	—
Total—(Special Education and Social Welfare Division).				—	42.511	—	—
National Council of Social Welfare :							
18.	Grant-in-Aid to Voluntary Social Welfare Agencies (on all Pakistan basis Approved).	19.000	14.053	4.300	4.214	—	—
19.	Self help (on all Pakistan basis-Approved) ..	1.600	1.516	0.516	0.072	—	—
20.	10 Evaluation Research Studies on Social Welfare Programmes/Problems in the Private Sector (on all Pakistan basis Approved).	0.500	0.349	0.129	0.086	—	—
21.	Holding of District Social Welfare Conferences (on all Pakistan basis-Approved).	0.600	0.389	0.206	0.086	—	—
22.	Organizing Inspection and Evaluation of Rehabilitation of the Disabled-Maintenance of Uniform Standard of Service (Creation of a Cell in National Council of Social Welfare (on all Pakistan basis-Approved).	0.400	0.285	0.128	0.043	—	—
23.	Supportive Assistance to Supplement the Equipment and related facilities of the voluntary Social Welfare Agencies dealing with the Welfare and rehabilitation of the Disabled, retarded, lepers and the patients (on all Pakistan basis approved).	3.000	1.828	0.860	0.430	—	—
24.	Performance evaluation of NGOS	—	—	—	0.129	—	—
25.	Equipments and supplies to agencies dealing with Physically sick.	—	—	—	0.430	—	—
Total (National Council of Social Welfare)				6.139	5.490	—	—
Total (Ministry of Health & Social Welfare)				6.826	48.001	—	—
B. ESTABLISHMENT DIVISION							
Staff Welfare Organization :							
<i>(On-going/Approved Schemes)</i>							
26.	Construction of Multi-purpose Community Centres	8.242	5.378	1.530	1.150	—	—
27.	Construction of Vocational Training Centre. ..	3.035	0.504	0.510	1.738	—	—
28.	Construction of Ladies Industrial Homes ..	4.172	0.600	0.470	1.808	—	—
29.	Construction of Holiday Homes (Revised) ..	2.351 (4.800)	3.725	0.200	1.028	—	—
30.	Construction of Day Care Centre	0.445	0.220	0.225	—	—	—
Total (Establishment Division)				..	2.935	5.724	—
Total—(SOCIAL WELFARE)				..	9.761	53.725	—

EARTHQUAKE RECONSTRUCTION PROGRAMME

(193—194)




EARTHQUAKE RECONSTRUCTION PROGRAMME

(Million Rupees)


Sl. No.	Name, Location and Status of the Scheme	Total Cost (F.E.C.)	Estimated Expendi- ture up to June, 1982	Revised Estimates for 1982-83	Allocation for 1983-84		
					Total ADP	Foreign Exchange Component	
						Own Resources	Foreign Aid
1	2	3	4	5	6	7	8
A. CABINET DIVISION							
1.	Earthquake Reconstruction Programme	—	—	24.700	6.450	—	—
Total—EARTHQUAKE RECONSTRUCTION PROGRAMME				24.700	6.450	—	—

(195—196)



AZAD KASHMIR

(197—198)




AZAD KASHMIR

(Abstract)

(Million Rupees)

Sl. No.	Sector	Total ADP	Allocation for 1983-84		
			Foreign Exchange Component		
			Total	Own Resources	Foreign Aid
1	2	3	4	5	
1.	Agriculture	51.360	5.000	—	5.000
2.	Water	9.670	—	—	—
3.	Power	78.467	—	—	—
4.	Industry	19.813	—	—	—
5.	Minerals	0.399	—	—	—
6.	Transport and Communications	107.001	—	—	—
7.	Physical Planning and Housing	38.045	—	—	—
8.	Education and Training	32.100	—	—	—
9.	Health	31.704	—	—	—
10.	Rural Development	27.741	—	—	—
	Total	396.300	20.397	15.397*	5.000

* Sectoral break up is not available.



AZAD KASHMIR

(Million Rupees)

Sl. No.	Name, Location and Status of the Scheme	Total Cost (F.E.C.)	Estimated Expenditure upto June, 1982	Revised Estimates for 1982-83	Allocation for 1983-84		
					Total ADP	Foreign Exchange Component	
						Own Resources	Foreign Aid
1	2	3	4	5	6	7	8
Agriculture							
<i>(On-going Schemes)</i>							
1.	Development of horticulture in Azad Kashmir (App.). 5-410.	6-206	3-576	1-330	1-030	—	—
2.	Promotion of Vegetables and vegetable seed production in A.K. (App.).	5-710	2-820	1-300	1-030	—	—
3.	Strengthening of Agri. Extension services in A.K. (App.).	9-710	2-189	1-900	1-506	—	—
4.	Up-grading of In-services Agriculture Training Institute. (App.).	5-002	2-549	1-293	0-919	—	—
5.	Procurement and distribution of Chemical Fertilizer in A.K. (App.).	9-047	7-300	1-747	—	—	—
6.	Constt. of Office building of Agri. Directorate. (App.).	1-570	1-070	0-360	0-111	—	—
7.	Construction of input Godowns in A.K. (App.).	7-285	0-620	1-993	1-348	—	—
8.	Procurement and distribution of Improved Seeds in A.K. (App. 1-653).	1-656	0-725	0-400	0-238	—	—
9.	Acquisition of Plant protection material in A.K. (App.).	3-600	2-068	0-100	0-079	—	—
10.	Setting up of Farm Mechanization Organization in A.K. (App.).	19-850 (5-390)	—	0-107	2-854	—	—
11.	Control of Codling Moth in A.K. (App.) ..	8-678	—	0-670	1-189	—	—
Total—(On going Schemes) ..				11-200	10-304	—	—
12.	Block Provision for New Schemes	18-063	—	—	1-585	—	—
Total—(Agriculture Main) ..				11-200	11-889	—	—
Animal Husbandry :							
<i>(On going Schemes)</i>							
13.	Education and Training facilities to Animal Husbandry staff. (App.).	0-242	0-062	0-042	0-048	—	—
14.	Improvement and expansion of existing Veterinary Disp. and Ist Aid Centre in A.K. (App.).	7-760	0-825	3-935	2-378	—	—
15.	Coordinated Research Programme for the utilization of un-conventional Feed resources in A.K. with the assistance of Agri. Research Council. (App.).	0-161	—	0-061	0-079	—	—
Total—(On-going Schemes) ..				4-038	2-505	—	—

(Million Rupees)

Sl. No.	Name, Location and Status of the Scheme	Total Cost (F.E.C.)	Estimated Expenditure upto June, 1982	Revised Estimates for 1982-83	Allocation for 1983-84		
					Total ADP	Foreign Exchange Component	
						Own Resources	Foreign Aid
1	2	3	4	5	6	7	8
<i>(New Schemes)</i>							
16.	Improvement of Cattle Breed by Artificial Insemination with the assistance of UNDP/FAO. (App.)	2.182	—	—	0.793	—	—
17.	Expansion and Improvement of Govt. Poultry complexes and poultry extension programme in A.K. with the assistance of UNDP/FAO. (App.)	6.200	—	—	0.040	—	—
18.	Control of Livestock parasites in A.K. with the assistance of UNDP/FAO. (App.)	0.425	—	—	0.079	—	—
19.	Promotion of Poultry production in the private Sector for the enhancement of the Animal protein availability in human diet. (App.)	8.084	—	—	0.594	—	—
20.	Block provision for new schemes	120.500	—	—	3.756	—	—
Total—(New Schemes)				..	—	5.262	—
Total—(Animal Husbandry)				..	4.038	7.767	—
Forestry :							
<i>(On-going Schemes)</i>							
21.	Reforestation of Blanks in A.K. (App.) ..	63.484	19.468	4.906	5.987	—	—
22.	Preservation & Dev. of Wildlife in A.K. (App.)..	4.039	0.236	0.975	0.644	—	—
23.	Dev. of Trout in A.K. (Revised). (App.) ..	2.595	0.655	0.997	0.510	—	—
24.	Accommodation of Subordinate staff in A.K. (App.)	14.535	2.189	1.836	2.897	—	—
25.	Training of Daura Sokasan Nullah. (App.) ..	4.119	0.291	2.581	0.953	—	—
26.	Demarcation of Forests in Azad Kashmir (App.)	9.906	1.480	1.100]	1.828	—	—
27.	Watershed Management in Chinab Basin. (App.)	8.600	2.794	1.718	1.566	—	—
28.	Extension of Neelum Valley Range Land. (App.)	2.959 (0.040)	1.668	0.800	0.388	—	—
29.	Comprehensive Forest Nurseries in A.K. (App.)	8.321]	2.961	2.573	2.108	—	—
30.	Development of Tourism in Azad Kashmir (Revised). (App.)	9.992 (0.150)	5.464	0.800	1.427	—	—
31.	Protection of Local Forest from fire in A.K. (App.) UNDP	2.131	0.283	0.439	0.225	—	—
32.	Raising of Poplar plantation for match manufacturing plant at M'abad. (App.)	0.220	0.063	0.056	0.048	—	—
33.	Training of Forest staff. (App.)	0.974	0.398	0.076	0.079	—	—
34.	Integrated land Management in Distt. Muzaffarabad. (App.)	10.037	1.065	1.272	1.189	—	—

(Million Rupees)

Sl. No.	Name, Location and Status of the Scheme	Total Cost (F.E.C.)	Estimated Expenditure upto June, 1982	Revised Estimates for 1982-83	Allocation for 1983-84		
					Total ADP	Foreign Exchange Component	
						Own Resources	Foreign Aid
1	2	3	4	5	6	7	8
35.	Integrated Land Management in Distt. Poonch. (App.).	9.388	0.342	0.602	0.952	—	—
36.	Integrated Land Management in Distt. Kotli. (App.).	13.603	0.448	1.068	1.349	—	—
Total—(On-going Schemes) ..				21.800	22.150	—	—
<i>(New Schemes) (Approved):</i>							
37.	Supply of C.G.I. Sheets for protection of Forests	1.000	—	—	0.793	—	—
38.	Renovation of Forests Rest Houses in A.K. ..	4.500	—	—	0.835	—	—
Total—(New Schemes) ..				—	1.628	—	—
Total—(Forestry) ..				21.800	23.778	—	—
Hill Farming							
<i>(On-going Schemes)</i>							
39.	Establishment of experimental/Demonstration Maize Farms and Cooperative Maize Programme. (App.).	6.361 (2.753)	1.692	1.000	0.502	—	—
40.	Pilot Apple Programme. (App.).	8.595 (4.842)	6.106	1.700	0.467	—	—
41.	Forestry experimental trials and Fuelwood plantation. (App.).	8.326 (2.490)	3.682	1.596	1.962	—	—
42.	Agri. Training & Support Services. (Un-app.).	7.461 (2.379)	3.837	0.825	1.555	—	—
43.	Project Management Office and Preparation of Follow-up projects. (App.).	10.011 (5.755)	5.823	1.650	1.744	—	—
44.	Pilot Vegetable and Vegetable Seed production scheme. (App.).	5.013 (2.866)	3.383	0.823	0.607	—	—
45.	Cattle Breed Improvement. (App.)	1.267 (0.813)	0.763	0.200	0.194	—	—
46.	Fodder Utilization Trials	0.785 (0.366)	0.618	0.113	0.031	—	—
47.	Training & Education in the field of K.H. (App.).	0.503 (0.133)	0.323	0.081	0.071	—	—
48.	Socio Economic Studies. (App.).	2.025 (1.685)	0.513	0.512	0.793	—	—
Total—(Hill Farming) ..				8.500	7.926	—	5.000
Total (Agriculture) ..				45.538	51.360	—	5.000

(Million Rupees)

Sl. No.	Name, Location and Status of the Scheme	Total Cost (F.E.C.)	Estimated Expenditure upto June, 1982	Revised Estimates for 1982-83	Allocation for 1983-84		
					Total ADP	Foreign Exchange Component	
						Own Resources	Foreign Aid
1	2	3	4	5	6	7	8
Water							
<i>(On-going Schemes)</i>							
49.	Kheri Irrigation scheme Mirpur PC-I. (App.).	18·000	—	2·400	8·744	—	—
50.	Ground water investigation Chamb area PC-II. (App.).	1·705	—	1·000	0·559	—	—
Total—(On-going Schemes) ..				3·400	9·303	—	—
51.	Block provision for new schemes	10·300	—	0·100	0·367	—	—
Total—Water ..				3·500	9·670	—	—
Power :							
<i>(On-going Schemes)</i>							
52.	Supply of power to Leepa through diesel generator. (Approved).	0·937	0·913	0·024	—	—	—
53.	Supply of power to Bhedi Khawaja Bandi through diesel generator. (Approved).	1·800	1·624	0·176	—	—	—
54.	Supply of power to Kel through diesel generator (Approved).	1·300	1·179	0·121	—	—	—
55.	Electrification of Rural areas in AK phase-I revised within 15%. (App.).	140·541 (2·000)	82·856	57·685	—	—	—
56.	Investigation of small Hydel stations in AK PC-II. (Approved).	3·180	0·265	1·600	1·042	—	—
57.	Electrification of Rural Areas in Azad Kashmir Phase-II. (Un-app.) Recommended to CDWP/ECNEC	945·976 (2·152)	—	25·944	73·847	—	—
58.	Supply of Power to Industrial Growth point Jatli. (App.) 4·033 (Revised within 15%).	4·465	—	4·450	0·012	—	—
Total—(On-going Schemes) ..				90·000	74·901	—	—
59.	Block Provision for New Schemes	120·000	—	—	3·566	—	—
Total—(Power) ..				90·000	78·467	—	—
INDUSTRIES							
<i>(On-going Schemes)</i>							
60.	Expansion and Modernization of existing Trg-cum-production Centre in A.K.	4·025 (0·400)	3·678	0·297	0·040	—	—
61.	Training of Artisans. (Revised)	0·155	0·154	0·001	—	—	—
62.	Development of Sericulture Industry in A.K. ..	4·735 (0·514)	3·720	0·500	0·408	—	—
63.	Setting up of Wood working Training cum-Dev. centre at Kotli (Amended Polytrade School). (Completion cost).	3·135	2·280	0·184	—	—	—

(Million Rupees)

Sl. No.	Name, Location and Status of the Scheme	Total Cost (F.E.C.)	Estimated Expenditure upto June, 1982	Revised Estimates for 1982-83	Allocation for 1983-84		
					Total ADP	Foreign Exchange Component	
						Own Resources	Foreign Aid
1	2	3	4	5	6	7	8
64.	Preparation of Feasibility reports, schedules, briefs, conducting of manpower, raw material survey and compilation of statistical data.	0.914	0.208	0.005	0.079	—	—
65.	Establishment of Women Industrial School at Akalgarh. (Completion cost 0.478).	0.625	0.412	0.066	—	—	—
66.	Addition of Commercial Wing with training centre M'abad (Completion cost 0.887).	0.901	0.756	0.131	—	—	—
67.	Setting up of 10 Women Industrial Schools in A.K.	9.000	1.857	1.016	0.950	—	—
68.	Setting up of Industrial Estate Bhimber. (Revised).	13.168	8.306	2.525	1.813	—	—
69.	Setting up of Wood Working Carving and Wool Weaving Trg.-cum-Dev. Centre at Leepa and Athmuqam.	2.861	0.185	0.025	0.159	—	—
70.	Production and Plantation of 50 lac mulberry plants in Closures in A.K.	15.827	—	0.300	0.793	—	—
71.	Establishment of Mini Industrial Estate R'Kote.	2.538	—	—	0.396	—	—
72.	Establishment of Mini Industrial Estate Kotli ..	2.538	—	—	0.396	—	—
73.	Establishment of Mini Industrial Estate M'abad.	3.134	—	—	0.396	—	—
74.	Establishment of Kashmir Art Emporium at Islamabad R'pindi/Chatter Domel, R'Kote, Kotli Mirpur and Expansion of existing at Muzaffarabad.	3.188	—	—	0.159	—	—
Total—(On-going Schemes) ..				5.050	5.589	—	—
75.	Block Provision for New Schemes ..	17.000 (0.500)	—	—	0.197	—	—
Govt. Printing Press							
76.	Balancing and Supplementing of machinery of Govt. Printing Press M'abad. Approved.	1.667 (1.087)	—	0.050	0.159	—	—
Total—(Industries) ..				5.100	5.945	—	—
A. K. M. I. D. C.							
MINERALS							
<i>(On-going Schemes)</i>							
77.	Detailed Survey and Mineral Investigation of Kotli and District. Poonch and feasibility study thereof.	4.990 (0.750)	4.175	0.522	0.232	—	—
78.	Exploration of Graphite Deposits of Morhiwali A.K.	2.585	2.397	0.165	0.020	—	—
79.	Exploration of Precious Stone and Sulphide Minerals in Pegmatites and Associated Rocks of Neelum Valley.	2.242 0.510	1.578	0.489	0.139	—	—
80.	Detailed Mineral Investigation Around M'abad.	0.276	0.212	0.054	0.008	—	—
Total—(Minerals) ..				1.230	0.399	—	—

(Million Rupees)

Sl. No.	Name, Location and Status of the Scheme	Total Cost (F.E.C.)	Estimated Expenditure upto June, 1982	Revised Estimates for 1982-83	Allocation for 1983-84			
					Total ADP	Foreign Exchange Component		Foreign Aid
						Own Resources		
1	2	3	4	5	6	7	8	
<i>(Industries)</i>								
81.	Establishment of Cold Storage unit at M'abad..	5.169	—	2.832	1.845	—	—	
82.	Establishment of Cold Storage unit at R'Kote..	3.350	—	2.600	0.595	—	—	
83.	Block Provision for new schemes	193.475	—	—	11.428	—	—	
	Total (Industries)		..	5.432	13.868	—	—	
	Total (A.K.M.I.D.C.)		..	6.662	14.267	—	—	

TRANSPORT AND COMMUNICATIONS

*(On-going Schemes)**Roads*

84.	Imp: of Link road Capitalarea M'abad. (App.)	6.325	6.202	0.123	—	—	—
85.	Re-conditioning of Mangla-Chechian road. (App.)	9.727	7.715	2.012	—	—	—
86.	Imp: and Tarring of Neli Reshian road. (App.)	10.283	7.629	0.953	1.348	—	—
87.	Imp: and Tarring of Jhula Nar Panyola road (App.)	3.684	2.754	0.750	0.143	—	—
88.	Imp: & Black Topping of road Dawarandi- Abbaspur-Kahutta road. (App.)	9.548					
	Rev: Estimates.	10.980	7.291	2.257	1.135	—	—
89.	Constt: of Patika-Bheri road. (App.) ...	6.764	5.097	0.401	1.003	—	—
90.	Imp: Matt: & Black topping of Kohala-M'abad O: road. (App.)	9.303					
	(Revised) R:	44.860	3.553	2.100	3.170	—	—
91.	Imp: and Blacktopping of road Mirpur Kotli via O: Pirgali (App.)	9.931					
	(Revised): R:	10.234	10.234	—	—	—	—
92.	Premix surfacing layer on existing road Azad Pat- tan-Pallandri Hajira road. (App.)	19.697	15.804	3.500	0.311	—	—
93.	Constt: of by pass road Domel bridge to Neelum Bridge. (App.)	6.250	0.400	1.030	1.585	—	—
94.	Constt: of R'kot by passroad. (App.)	O: 2.418					
	Re-revised R:	4.079	2.376	1.050	0.518	—	—
95.	Survey of road sin Azad Kashmir. (App.) ...	0.600	0.070	0.190	0.269	—	—
96.	Imp: and Mett: of Kotli Pallandri road 8 to 25 miles & 26 to 30 miles. (App.)	10.000	1.816	1.770	3.499	—	—
97.	Constt: of Panjeri by Pass road. (App.) ...	4.330	0.005	0.500	1.585	—	—
98.	Constt: of Bhimber-Sammani Pirgali road. (App.)	8.650	3.425	3.000	1.764	—	—
99.	Imp: & Mett: of Chatter Kalas-Rangla road 0-10 Miles. (App.)	8.000	1.882	2.000	2.677	—	—
100.	Imp. & Mett of Chatter Kalass-Ghari Dupatta Road. (App.)	10.000	1.252	2.600	3.605	—	—
101.	Imp. of Dudyal Siakh Road (App.) ...	8.469	1.590	1.800	3.233	—	—
102.	Imp. of Ghaziabad Minhasa Road (App.) ...	10.000	1.374	1.821	2.378	—	—

(Million Rupees)

Sl. No.	Name, Location and Status of the Scheme	Total Cost (F.E.C.)	Estimated Expenditure upto June, 1982	Revised Estimates for 1982-83	Allocation for 1983-84			
					Total ADP	Foreign Exchange Component		
						Own Resources	Foreign Aid	
1	2	3	4	5	6	7	8	
103.	Purchase of road making machinery for transport PWD roads, A. K. (App.)	18.000 (7.500)	3.410	3.500	3.170	—	—	
104.	Imp. & Mett of Kotli Nikyal road 13 miles (App.)	10.000	3.613	2.370	2.391	—	—	
105.	Imp. & Mett. of Kotli-Hot spring Shehra road 10 miles. (App.)	9.000	1.875	2.600	3.190	—	—	
106.	Joono Chorohi by pass road. (App.)	11.565	0.586	0.659	1.586	—	—	
107.	Traffic Count programme. (App.)	0.060	—	0.006	0.043	—	—	
108.	Protection of land slides Kohala M'abad & M'abad Braskot road. (App.)	4.169	0.293	1.200	0.853	—	—	
109.	Constt. of Link road from Bus stand to R'Kote Khaigala road. (App.)	2.020	—	0.800	0.968	—	—	
110.	Imp. & widening of road from Neelum bridge to Domel Bridge. (App.)	5.263	4.563	0.600	0.079	—	—	
111.	Setting up of material testing laboratory. (App.)	O: 0.470	—	0.128	1.436	—	—	
	Revised	R: 2.065	—	—	—	—	—	
	Total (P.W.D. Roads.)	39.720	41.939	—	—	
	<i>(On-going Schemes)</i>							
	10 Corps Engineers.							
112.	Premix surfacing layer on existing black topped Kohala Dhirkot road. (App.)	6.472	5.180	1.292	—	—	—	
113.	Premix surfacing layer on existing black topped Kerete-Gulpur-Kotli road. (App.)	14.838	12.900	1.938	—	—	—	
	Total (On-going Scheme) 10 Corps Engg.	3.230	—	—	—	
	<i>F.W.O</i>							
	<i>(On-going Schemes)</i>							
114.	Constt. of Dhalkot-Kotli Sattian road 1/3 Share of total cost Rs. 34,688 (App.) A.K. Share (11,562).	3.189	3.189	—	—	—	—	
115.	Constt. of Kohala Kuliari road. (App. 46,000) Revised.	52.900	28.676	24.224	—	—	—	
116.	Imp. & Mett. of M'abad Authmuqam Nauseri Shardi road. (App.)	200.000 (15.200)	113.803	25.776	43.593	—	—	
	Total (FWO)	50.000	43.593	—	—	
	(Total (On-going Schemes—Roads)	92.950	85.532	—	—	
	<i>(On-going Schemes)</i>							
	Bridges							
117.	Constt. of Suspension Bridges in A. K. Phase-II (App.) Revised (Un-app.)	7.610	6.000	1.610	—	—	—	
118.	Constt. of Suspension Bridge at Nullah Mall at Nampura. (App.)	3.550	1.714	0.678	0.918	—	—	
119.	Re-Constt. of 8 Nos Bridges on Korote Gulpur Kotli road. (App.)	1.931	0.157	0.831	0.272	—	—	
120.	Constt. of Bridge on Kahori Rajpayan road (App.)	1.949	—	0.005	1.541	—	—	

(Million Rupees)

Sl. No.	Name, Location and Status of the Scheme	Total Cost (F.E.C.)	Estimated Expenditure upto June, 1982	Revised Estimates for 1982-83	Allocation for 1983-84			
					Total ADP	Foreign Exchange Component		
						Own Resources	Foreign Aid	
1	2	3	4	5	6	7	8	
121.	Feasibilities study and designing of Major Bridges in AF Phase-II. (App.). Revised	O: 1.429 R: 2.117	0.644	0.644	0.629	—	—	
122.	Constt. of R.C.C. Bridge at Domel M'abad (App.)	13.660	6.224	4.000	2.723	—	—	
123.	Constt. of R. C. C. Bridge at Garhi Dupatta. (App.)	10.923	5.263	3.000	2.108	—	—	
124.	Constt. of R.C.C. Bridge at Azad Pattan. (App.)	14.000	6.439	2.654	2.774	—	—	
125.	Constt. of Suspension Bridge at Kel. (App.) ...	1.303	1.218	0.085	—	—	—	
126.	Constt. of Suspension Bridge at Kahutta on Nullah O: Batar. (App.). R: 2.600	2.108 2.600	1.367	0.741	0.390	—	—	
127.	Constt. of Suspension Bridge at Degar over River Poonch Disstt Kotli. (App.)	1.503	0.636	0.867	—	—	—	
128.	Constt. of Suspension Bridge at Dangali over river Jhelum Distt. Mirpur. (App.)	2.367	—	0.881	1.170	—	—	
129.	Constt. of Suspension Bridge at Abbaspur. (App.)	3.824	—	—	—	—	—	
130.	Purchase of 400' span Baily Bridge equipment (App.)	3.300	—	0.005	1.585	—	—	
131.	Feasibility Studies and Design of Major Bridges in A.K. during 6th Five Year Plan. (App.)	6.310	—	0.039	3.170	—	—	
Total (On-going : Bridges)				...	16.050	17.280	—	—
Total (On-going : Road and Bridges)				...	109.000	102.812	—	—
<i>(New Schemes)</i>								
132.	Constt. of Re-constt. of Bridges & Culverts on Azad Pattan Pallandri-Hajira road. (App.)	10.032	—	—	0.087	—	—	
133.	Imp. of existing single lane metalled road to double lane. metalled road from Mirpur to Chechian 5.18 miles. (App.)	12.730	—	—	0.091	—	—	
134.	Imp. of existing single lane metalled road to double lane metalled from Khaigala Bridge Headquarter Rawlakot 10.30 miles. (App.)	15.000	—	—	0.004	—	—	
135.	Imp. of existing single lane metalled road to double lane road from M. P. Check Post Mirpur to Akalgarh 17.32 miles. (App.)	15.950	—	—	0.004	—	—	
136.	Imp. & Metalling of Bhimber Samani-Pirgali road upto Chowki (11-22)-12 miles. (App.)	17.817	—	—	0.004	—	—	
137.	Imp. & Metalling of Kotli Nikyal road (14-22)-miles. (App.)	11.500	—	—	0.004	—	—	
138.	Imp. & Mett. of Kotli-Tata Jani Shera road (11-16)—miles. (App.)	10.200	—	—	0.004	—	—	
139.	Imp. & Mett. of Kotli—Pallandri road upto Tahlian (6-15.5)—10.5 Miles. (App.)	17.300	—	—	0.004	—	—	
140.	Imp. & Mett. of Chatter Kalass Danna-Rangla road (10-20)=11 miles. (App.)	14.833	—	—	0.004	—	—	

(Million Rupees)

Sl. No.	Name, Location and Status of the Scheme	Total Cost (F.E.C.)	Estimated Expenditure upto June, 1982	Revised Estimates for 1982-83	Allocation for 1983-84		
					Total ADP	Foreign Exchange Component	
						Own Resources	Foreign Aid
1	2	3	4	5	6	7	8
141.	Metalling of Joorra-Authmuqam road (14-22)=9 Miles. (App).	10.660	—	—	0.004	—	—
142.	Imp. & Mett. of Chatter Kalass Garhi Dupatta road (14-22)=9 miles. (App).	12.500	—	—	0.004	—	—
	Total (P.W.D.)			—	0.214	—	—
143.	Block Provision for new schemes of F. W. O. ..	190.000	—	—	3.975	—	—
	Total (New Schemes) ..			—	4.189	—	—
	Total (Transport and Communications) ..			109.000	107.001	—	—

Physical Planning and Housing :*(On-Going Schemes)*

144.	Provision of drinking water supply to towns in A. K. (4 districts PC-II).	1.903	1.756	0.115	0.025	—	—
145.	Water supply Test Tube wells in AK (PC-II). (App.)	4.213	0.620	0.186	0.693	—	—
146.	Architectural planning and detailed estimates for Govt. Offices & Administration buildings. (PC-II) (App.).	1.200	0.750	0.262	0.149	—	—
147.	Water Supply Test Tubewells at Bhimber PC-II (App.).	0.550	0.200	0.342	0.005	—	—
148.	Constt. of Kashmir House at Islamabad & constt. of Rest House/Commercial centre in Poonch PC-II.	0.474	0.275	0.084	0.091	—	—
149.	Constt. of Assembly building & MLA's Hostel at Chatter Domel (Revised).	16.983	14.480	1.657	0.670	—	—
150.	Constt. of Residential Qtrs. for Gazetted O : Govt. servants at M'abad (App) Revised (Un-App) : .. R :	7.789 8.196	7.957	0.086	0.121	—	—
151.	Constt. of Sectt. Complex at M'abad Block (2-3) (App) :	12.633	10.971	1.662	—	—	—
152.	Constt. of High Court at M'abad (App) ..	9.175	—	0.860	1.189	—	—
153.	Extension with PWD Rest House at Kotli (App)	0.420	0.334	0.060	—	—	—
154.	Constt. of State Guest House at Nural M'abad (Rev : App) :	5.170	3.684	1.400	0.005	—	—
155.	Housing scheme at Kotli (App)	9.081	6.935	1.851	0.004	—	—
156.	Housing Scheme at R'Kot (App)	11.000	9.483	1.517	0.004	—	—
157.	Housing Scheme at Chetagala (App) ..	7.403	3.669	0.860	0.693	—	—
158.	Water Supply Scheme at Kotli. (App) ..	6.515	5.884	0.631	0.004	—	—
159.	Water Supply Scheme at Rawalakot (App) : ..	0.958	0.670	0.166	0.097	—	—
160.	Greater Water Supply Scheme Muzaffarabad (App).	63.334 (7.171)	4.832	10.269	15.070	—	—

(Million Rupees)

Sl. No.	Name, Location and Status of the Scheme	Total Cost (F.E.C.)	Estimated Expenditure upto June, 1982	Revised Estimates for 1982-83	Allocation for 1983-84			
					Total ADP	Foreign Exchange Component		Foreign Aid
						Own Resources		
1	2	3	4	5	6	7	8	
161.	Purchase of land for Govt. Housing scheme M'abad District. (App)	7.310	4.076	0.430	1.585	—	—	
162.	Purchase of land for Govt. Housing scheme Rawalakot Poonch District. (App) :	8.240	1.690	0.430	2.378	—	—	
163.	Purchase of land for Govt. Housing scheme Kotli. (App) :	5.430	1.798	0.430	2.378	—	—	
164.	Purchase of land for Govt. Housing scheme Mirpur Distt : (App.)	1.600	0.487	0.172	0.646	—	—	
165.	Constt : of Rest House at Bagh. (App) ..	0.627	0.144	0.012	0.373	—	—	
166.	Constt : of Rest House at Kahutta. (App.) ..	0.567	0.590	0.011	0.004	—	—	
167.	Constt : of Rest House at Sudhangali. (App.)	0.494	—	0.271	0.177	—	—	
168.	Constt : of Rest House at Chechan Teh : Pallandri. (App) :	0.474	—	0.155	0.253	—	—	
169.	Water Supply Scheme Pallandri. (App.) ..	0.619	0.669	0.019	—	—	—	
170.	Setting up of High Court Circuit Bench at Kotli.	0.300	0.234	0.066	—	—	—	
171.	Augmentation of water supply to Bhimber town. (App.)	8.400	5.204	0.196	2.375	—	—	
172.	Constt : of Kashmir House at Islamabad (App) :	8.844	0.003	1.430	3.396	—	—	
173.	Implementation of Chotagala Hill Station PC-II (App.)	0.335	0.002	—	—	—	—	
174.	Upper Chatter Housing scheme. (App.) ..	9.620	7.517	1.000	0.874	—	—	
175.	Sewerage store water drainage Muzaffarabad (App).	5.152	4.369	0.726	0.040	—	—	
176.	Extension of Rest House Mirpur. (App.) ..	1.043	0.579	0.464	—	—	—	
177.	Demarcation of Master Plan area M'abad/R'Kote/Kotli town. (App)	0.242	—	0.142	0.079	—	—	
178.	Water Supply to Hattian Bala Distt : Muzaffarabad. (App)	1.381	—	0.300	0.757	—	—	
179.	Water Supply scheme at Kahuta Town (App).	1.769	—	0.230	1.220	—	—	
180.	Constt : of Rest House R'Kot. (App) :	1.067	—	0.186	0.587	—	—	
181.	Purchase of land for Govt. use at Chatter. (App.)	4.878	4.164	0.714	—	—	—	
182.	Constt : of Patwar Khana Jats in A.K. (App.)	2.410	1.532	0.754	0.098	—	—	
183.	Constt : of Distt : Jail Kotli. (App.) ..	3.000	—	0.600	1.110	—	—	
Total (On-going schemes : gross)					32.746	37.150	—	—
184.	Deduct expected income from Housing scheme	13.105	—	6.487	5.245	—	—	
Total (On-going schemes : Net)					26.259	31.905	—	—

(Million Rupees)

Sl. No.	Name, Location and Status of the Scheme	Total Cost (F.E.C.)	Estimated Expenditure upto June, 1982	Revised Estimates for 1982-83	Allocation for 1983-84		
					Total ADP	Foreign Exchange Component	
						Own Resources	Foreign Aid
1	2	3	4	5	6	7	8
Police							
<i>(On-going Schemes)</i>							
185.	Construction of Police Stations, Posts/Residential accommodation in A.K. (App)	11·000	8·007	1·261	1·373	—	—
186.	Construction of Residential & office accommodation for Police Deptt : in A.K. Phase—II (App.)	19·490	—	—	0·012	—	—
Total (Police)				1·261	1·385	—	—
187.	Reconditioning & carpetting of existing black topped link roads of Mirpur. (App) :	2·939	—	2·939	—	—	—
188.	Metalling & Carpetting of existing Kacha link road Mirpur Town. (App.) :	6·076	—	0·731	1·585	—	—
189.	Imp. Metalling & Carpetting of Haul Road Mirpur Town. (App.)	7·288	—	0·800	1·189	—	—
190.	Widening & Carpetting of Allama Iqbal Road Mirpur. (App.)	6·546	—	—	0·793	—	—
191.	Water Supply Bankhurman Hamlet. (App.)	2·391	—	2·391	—	—	—
192.	Constt : of Mirpur Stadium. (App.) ..	1·250	1·231	0·019	—	—	—
193.	Block provision for New Schemes	135·962	—	—	1·189	—	—
Total (On-going and New Schemes)				6·880	—	4·756	—
(Total—PP & H) ..				34·400	38·045	—	—
Education							
I. Primary Education/Training.							
<i>(On-going Schemes).</i>							
194.	Training Programme of Primary Teachers (App.)	2·700	1·628	0·264	0·396	—	—
195.	Construction of main building and hostel for National Agrotechnical Teachers Training Centre Muzaffarabad. (App.)	1·790	1·290	0·150	0·266	—	—
Total (On-going Schemes)				..	0·414	0·662	—

(Million Rupees)

Sl. No.	Name, Location and Status of the Scheme	Total Cost (F.E.C.)	Estimated Expenditure upto June, 1982	Revised Estimates for 1982-83	Allocation for 1983-84		
					Total ADP	Foreign Exchange Component	
						Own Resources	Foreign Aid
1	2	3	4	5	6	7	8
<i>(New Schemes)</i>							
196.	Provision of equipment to 1755 primary Schools of A J & K. (App.)	9.000	—	—	1.716	—	—
Total (New Schemes)				—	1.716	—	—
Total (Primary Edu. Training)				0.414	2.378	—	—
II. Middle Education.							
<i>(On-going Schemes)</i>							
197.	Construction of additional rooms and Acquisition of land with 23 old Middle schools of Poonch District (App.)	6.670	1.300	1.900	1.718	—	—
198.	Construction of additional rooms and Acquisition of land with 29 old Middle Schools of Muzaffarabad District (App.)	8.410	2.030	2.167	1.718	—	—
199.	Construction of additional rooms and acquisition of land with 18 old Middle Schools of Mirpur Dist. (App.)	4.955	0.975	1.534	1.374	—	—
200.	Construction of additional accommodation and acquisition of land with 9 old Middle Schools of Kotli District (App.)	2.610	0.400	0.700	0.687	—	—
201.	Supply of equipment and construction of workshop for introduction of Agrotechnical subject in classes VI to VIII (App.)	9.780	2.726	1.300	1.189	—	—
202.	Provision of additional accommodation and acquisition of land with 25 new girls Middle Schools of M'abad Distt. (App.)	7.470	—	0.029	0.396	—	—
Total (On-going Schemes)				..	7.630	7.082	—
<i>(New Schemes)</i>							
203.	Provision of additional accommodation and acquisition of land with 45 new girls Middle Schools of Pooch District. (App.)	13.190	—	—	0.555	—	—
204.	Provision of additional accommodation and acquisition of land with 25 new girls Middle Schools of Mirpur Distt. (App.)	7.250	—	—	0.396	—	—
205.	Provision of additional accommodation and acquisition of land with 15 new girls Middle Schools of Kotli District (App.)	4.350	—	—	0.238	—	—
206.	Provision of additional accommodation and acquisition of land with 47 boys Middle Schools of Poonch Distt. (App.)	13.630	—	—	0.712	—	—

(Million Rupees)

Sl. No.	Name, Location and Status of the Scheme	Total Cost (F.E.C.)	Estimated Expenditure upto June, 1982	Revised Estimates for 1982-83	Allocation for 1983-84		
					Total ADP	Foreign Exchange Component	
						Own Resources	Foreign Aid
1	2	3	4	5	6	7	8
207.	Provision of additional accommodation and acquisition of land with 32 boys Middle Schools of Muzaffarabad Distt. (App.)	9.430	—	—	0.476	—	—
208.	Provision of additional accommodation and acquisition of land with 13 boys Middle Schools of Mirpur Dist. (App.)	3.770	—	—	0.238	—	—
209.	Provision of additional accommodation and acquisition of land with 11 boys Middle Schools of Kokli Distt. (App.)	3.190	—	—	0.238	—	—
	Total (New Schemes)	—	—	—	2.853	—	—
	Total (Middle Education)	—	—	7.630	9.935	—	—
III. Secondary Education.							
<i>(On-going Schemes)</i>							
210.	Provision of additional accommodation with 13 old and 25 new High Schools of Mirpur Distt. (App.)	9.260	8.550	0.266	0.159	—	—
211.	Provision of additional accommodation with 12 old and 25 new high schools of Poonch Distt. (app.)	9.950	9.113	0.446	0.151	—	—
212.	Provision of additional accommodation with 9 old and 10 new high schools of M'abad Distt. (App.)	5.840	4.155	0.780	0.555	—	—
213.	Acquisition of land for 60 new high schools (App.)	2.930	1.764	0.520	0.238	—	—
214.	Acquisition of land for 34 old high Schools (App.)	2.520	2.127	0.267	0.079	—	—
215.	Constt. of students hostels with 9 colleges and 11 girls high schools (App.)	4.600	2.581	—	0.053	—	—
216.	Constt. of addl. rooms with 4 high schools of Kotli Distt. (App.)	1.635	1.102	0.433	0.079	—	—
217.	Provision of equipment to 43 new high schools of AJ&K (App.)	1.926	0.404	0.433	0.396	—	—
218.	Constt. of addl. rooms with 6 high schools of Mirpur Distt. (App.)	2.719	2.445	0.187	0.069	—	—
219.	Acquisition of land for 40 new high schools of AJ&K (App.)	1.175	0.800	0.175	0.159	—	—
220.	Constt. of addl. rooms with 17 high schools of Poonch Distt. (App.)	6.707	4.009	1.000	0.555	—	—
221.	Constt. of addl. rooms with 16 high schools of M'abad Distt. (App.).	6.518	3.702	0.900	0.555	—	—
222.	Constt. of buildings etc. with 16 newly raised high schools of Poonch Distt. (App.)	8.288	1.114	0.953	0.634	—	—
223.	Constt. of buildings etc. for 10 newly raised high schools of M'abad Distt. (App.)	5.313	1.053	1.580	0.634	—	—

(Million Rupees)

Sl. No.	Name, Location and Status of the Scheme	Total Cost (F.E.C.)	Estimated Expenditure upto June, 1982	Revised Estimates for 1982-83	Allocation for 1983-84			
					Total ADP	Foreign Exchange Component		
						Own Resources	Foreign Aid	
1	2	3	4	5	6	7	8	
224.	Constt. of buildings etc. 15 newly raised high schools of Mirpur Distt. (App.)	7.765	1.347	1.147	0.714	—	—	
225.	Constt. of buildings etc. for 4 newly raised High Schools of Kotli District. (App.)	2.120	0.125	0.434	0.396	—	—	
226.	Construction of additional rooms and acquisition of land for 15 boys High Schools of Muzaffarabad District (App.)	9.240	—	0.058	0.376	—	—	
227.	Construction of additional rooms and acquisition of land for 16 boys High Schools of Kotli District. (App.)	10.220	—	0.115	0.396	—	—	
228.	Construction of additional rooms and acquisition of land for 13 Girls High Schools of Azad Jammu and Kashmir (App.)	8.300	—	0.450	1.189	—	—	
Total (On-going Schemes)				..	10.144	7.387	—	—
(New Schemes)								
229.	Construction of additional rooms and acquisition of land for 29 Boys High Schools of Poonch District. (App.)	18.120	—	—	0.713	—	—	
230.	Construction of additional rooms and acquisition of land for 12 Boys High Schools of Mirpur District (App.)	7.410	—	—	0.317	—	—	
Total (New Schemes)				..	—	1.030	—	—
Total (Secondary Education.)				..	10.144	8.417	—	—
College Education								
(On-going Schemes)								
231.	Constt. of buildings etc. for 6 Inter Colleges of Poonch Distt. (App.)	5.330	2.293	0.867	0.794	—	—	
232.	Constt. of buildings etc. for 3 Inter Colleges of M'abad Distt. (App. 2.670).	2.895	1.896	0.347	0.079	—	—	
233.	Constt. of buildings etc. for 4 Inter Colleges of Mirpur Distt. (App.)	3.946	2.607	0.520	0.159	—	—	
234.	Constt. of buildings, acquisition of land etc. for Girls Degree College Kotli (App.)	2.000	0.146	0.316	0.403	—	—	
235.	Constt. of compound walls with 7 Degree Colleges (App. 1.690)	2.500	1.300	0.600	0.396	—	—	
236.	Constt. of additional accommodation and provision of equipment to existing Degree Colleges App.	6.720	2.200	1.263	0.634	—	—	
237.	Constt. of buildings and acquisition of land etc. for Degree College Dudyal (App.)	3.025	2.369	0.656	—	—	—	

(Million Rupees)

Sl. No.	Name, Location and Status of the Scheme	Total Cost (F.E.C.)	Estimated Expenditure upto June, 1982	Revised Estimates for 1982-83	Allocation for 1983-84		
					Total ADP	Foreign Exchange Component	
						Own Resources	Foreign Aid
1	2	3	4	5	6	7	8
238.	Constt. of buildings and acquisition of land for 3 Inter Colleges of Kotli Distt. (App.)	2.726	0.850	0.523	0.476	—	—
239.	Constt. of buildings and acquisition of land for 3 Girls Colleges (App.)	8.900	7.200	0.300	0.317	—	—
240.	Purchase of Buses for Public High Schools N'abad and 3 Degree Colleges. (App.)	1.040	1.040	—	—	—	—
241.	Purchase of equipment and constt. of buildings for Distt. Education Offices at M'abad Mirpur and Kotli (App.)	1.728	—	0.850	0.317	—	—
242.	Improvement of Hostel building & major repairs of existing buildings of Boys College Rawalkot.	1.072	—	0.500	0.425	—	—
Total—(On-going Schemes)..				6.772	4.000	—	—
<i>(New Schemes)</i>							
243.	Acquisition of land, constt. of buildings and provision of equipment to 5 Inter Colleges of Kotli Distt. (App.)	8.680	—	—	0.593	—	—
244.	Aquisition of land, Constt. of buildings and provision of equipment to 5 Inter Colleges of Mirpur Distt. (App.)	7.325	—	—	0.593	—	—
245.	Acq. of land, constt. of bldgs. & provision of equipment to 8 Inter Colleges of N'abad Distt. (App.)	11.450	—	—	0.793	—	—
246.	Acq. of land, constt. of bldgs. & provision of equipment to 9 Inter Colleges of Poonch District. (App.)	14.970	—	—	0.793	—	—
247.	Consolidation & improvement of Physical facilities in 6 Inter Colleges of AJ & K bifurcated from the University. (App.)	15.530	—	—	1.189	—	—
Total (New Schemes)				—	3.961	—	—
Total (College Education)				6.772	7.961	—	—
V. Secondary Board							
<i>(On-going Schemes)</i>							
248.	Construction of Buildings of Board of Intermediate and Secondary Education Mirpur. (App.)	2.540	1.500	1.040	—	—	—
Total (Secondary Board)				1.040	—	—	—
VI. Polytechnic Institutes							
<i>(New Schemes)</i>							
249.	Establishment of Govt. Polytechnic Institutes at Muzaffarabad and Rawalakote (Recommended to ECNEC).	71.600	—	—	0.079	—	—
Total (Polytechnic Institutes)				—	0.079	—	—
250.	Block Provision for New Schemes	150.000	—	—	2.933	—	—

(Million Rupees)

Sl. No.	Name, Location and Status of the Scheme	Total Cost (F.E.C.)	Estimated Expenditure upto June, 1982	Revised Estimates for 1982-83	Allocation for 1983-84		
					Total ADP	Foreign Exchange Component	
						Own Resources	Foreign Aid
1	2	3	4	5	6	7	8
Planning & Development Deptt. Schemes							
251.	Monitoring and Evaluation Cell in Planning Development Department. (App.)	0.880	0.377	0.275	0.181	—	—
252.	Documentation Centre and Library in Planning and Development Department. (App.)	0.737	0.704	0.033	—	—	—
	Total—(Planning & Dev.)	0.308	0.181	—	—
253.	Block Provision for Planning & Dev. New Schemes	—	0.216	—	—
	Total—(Planning Deptt.)	0.308	0.397	—	—
	Total—(Education)	26.308	32.100	—	—
HEALTH :							
<i>(On-going Schemes)</i>							
254.	Revised scheme, Provision of additional beds to Hospitals/Dispensaries in AK.	9.455	8.795	0.257	0.319	—	—
255.	Opening of 19 Dispensaries in M'abad	..	9.000	2.639	1.544	—	—
256.	Opening of 20 Dispensaries in Poonch	..	8.500	3.924	0.837	—	—
257.	Opening of 20 Dispensaries in Mirpur	..	8.500	4.273	0.604	—	—
258.	Opening of 11 Dispensaries in Kotli	..	4.500	2.020	0.357	—	—
259.	Establishment of Para Institute at Mirpur.	33.315	5.216	5.474	3.963	—	—
260.	Establishment of Distt. HQ. Hospital at Kotli	28.808	6.324	4.194	3.963	—	—
261.	Establishment of Dental Clinics in rural areas of AJK at Tehsil level.	4.513	2.261	0.855	1.107	—	—
262.	Blood Banks in AJK CMHs.	..	0.862	0.513	0.020	—	—
263.	Revised scheme, Leprosy Control in A.J.K.	..	4.491	4.296	0.195	—	—
264.	Revised scheme Construction of Control Medical Stores Building at Islamabad.	6.580	0.797	2.710	2.436	—	—
265.	Construction of 4 Rural Health Centres in MZD.	9.620	1.162	1.138	1.189	—	—
266.	Construction of 5 Rural Health Centres in Poonch.	9.799	0.928	1.175	1.189	—	—
267.	Construction of 4 Rural Health Centres in Mirpur.	9.347	2.332	2.110	1.585	—	—
268.	Construction of 3 Rural Health Centres in Kotli.	9.471	2.112	1.723	1.585	—	—
269.	Construction/Improvement/Up-gradation of existing Hospitals/Dispensaries in Distt. M'abad.	16.330	3.095	2.290	1.982	—	—
270.	Improvement/Up-gradation of existing Hospitals/Dispensaries in Poonch.	9.925	2.172	0.813	0.793	—	—
271.	Improvement/Up-gradation of existing Hospitals/Dispensaries in Mirpur.	14.165	2.486	2.575	1.982	—	—

(Million Rupees)

Sl. No.	Name, Location and Status of the Scheme	Total Cost (F.E.C.)	Estimated Expenditure upto June, 1982	Revised Estimates for 1982-83	Allocation for 1983-84		
					Total ADP	Foreign Exchange Component	
						Own Resources	Foreign Aid
1	2	3	4	5	6	7	8
272.	Improvement/Up-gradation of existing Hospitals/Dispensaries in Kotli.	5.259	2.858	1.112	1.022	—	—
273.	Supplementary feeding for infants, pre-school children, pregnant Women & Nursing Mothers under W.F.P. in A.J.K.	4.725	2.015	0.857	0.792	—	—
274.	Health Education Programme in A.J.K.	1.440	0.311	0.171	0.158	—	—
275.	Constt. of 11 Maternity and Child Welfare centres in A.J.K.	4.499	0.005	0.613	1.188	—	—
276.	T.B. Control Programme in Rural areas of AJ&K.	1.719	—	0.555	0.923	—	—
277.	Expanded Programme on Immunization in A.J.K.	2.398	0.297	0.321	1.411*	—	—
Total (On-going Schemes)				32.500 (—) Spl. P.P.	31.811 1.411	—	—
					30.400		
<i>(New Schemes Approved)</i>							
278.	Establishment of 19 Basic Health Units in Poonch	12.689	—	—	0.186	—	—
279.	Establishment of 12 Basic Health Units in Muzaffarabad.	8.014	—	—	0.158	—	—
280.	Establishment of 10 Basic Health Units in Mirpur	6.678	—	—	0.239	—	—
281.	Establishment of 14 Basic Health Units in Kotli	9.350	—	—	0.158	—	—
282.	Establishment of 30 Maternity and Child Welfare Centres in A.J.K.	14.915	—	—	0.158	—	—
283.	Establishment of 3 Rural Health Centres in Muzaffarabad.	7.737	—	—	0.079	—	—
284.	Establishment of 5 new Rural Health Centres in Distt. Poonch.	14.459	—	—	0.079	—	—
285.	Establishment of 3 new Rural Health Centres in Distt. Mirpur.	9.799	—	—	0.079	—	—
286.	Establishment of 3 New Rural Health Centres in Distt. Kotli.	9.799	—	—	0.079	—	—
287.	Extension of T.B. Sanitorium at Hill ..	8.013	—	—	0.079	—	—
288.	Establishment Improvement of Distt. Head-quarter Hospital at Rawalakot.	19.337	—	—	0.001	—	—
289.	Establishment /Improvement of Distt. Headquarter Hospital at Mirpur.	19.815	—	—	0.009	—	—
Total (New Schemes)				—	1.304	—	—
Total (Health)				32.500 (—) Spl. PP.	33.115 1.411	—	—
Total (Health)				—	31.704		
RURAL DEVELOPMENT :							
<i>(On-going Schemes)</i>							
290.	Roads & Communication.	33.394	26.566	6.828	—	—	—
291.	Rural Water Supply	18.708	13.320	5.388	—	—	—
292.	Education	35.621	27.142	8.475	—	—	—


* Scheme transferred to Special priority programme.

(Million Rupees)

Sl. No.	Name, Location and Status of the Scheme	Total Cost (F.E.C.)	Estimated Expenditure upto June, 1982	Revised Estimates for 1982-83	Allocation for 1983-84			
					Total ADP	Foreign Exchange Component		Foreign Aid
						Own Resources		
1	2	3	4	5	6	7	8	
293.	Irrigation	2.099	1.874	0.225	—	—	—	
294.	Soil Conservation	1.283	0.988	0.295	—	—	—	
295.	Physical Planning & Housing	4.861	3.978	0.883	—	—	—	
296.	Maintenance of Roads & buildings	4.433	3.798	0.635	—	—	—	
297.	Health & Sanitation	4.196	2.304	1.892	—	—	—	
298.	Machinery	2.651	2.651	—	—	—	—	
299.	Energy	0.283	0.200	0.003	—	—	—	
300.	Social Welfare	0.251	0.130	0.121	—	—	—	
301.	Training/Workshop	1.040	0.370	0.670	—	—	—	
302.	Aid to Municipal/Town Committees	3.900	3.200	0.700	—	—	—	
303.	Transport	1.931	1.669	0.262	—	—	—	
304.	Cushion	2.590	1.220	1.370	—	—	—	
305.	Administrative Charges	17.460	12.660	4.800	—	—	—	
	Total (On-going Schemes)	32.551	—	—	—	
(New Schemes)								
306.	Roads & Communication	300.500	—	—	7.926	—	—	
307.	Rural Water Supply	120.000	—	—	3.963	—	—	
308.	Education	100.000	—	—	3.963	—	—	
309.	Irrigation	30.000	—	—	0.476	—	—	
310.	Soil Conservation	14.000	—	—	0.317	—	—	
311.	Physical Planning & Housing	32.000	—	—	0.793	—	—	
312.	Health & Sanitation (Integrated Water & Sanitation Projects)	20.315	—	—	(0.317) (0.159)	—	—	
313.	Maintenance of roads and buildings	20.000	—	—	1.189	—	—	
314.	Machinery	30.000	—	—	2.378	—	—	
315.	Energy	23.375	—	—	0.198	—	—	
316.	Social Welfare (Community Dev. Project)	18.000	—	—	(0.277) (0.119)	—	—	
317.	Training/Workshop	4.000	—	—	0.594	—	—	
318.	Aid to Municipal/Town Committees	20.000	—	—	0.634	—	—	
319.	Transport	4.000	—	—	—	—	—	
320.	Administrative Charges	63.810	—	—	4.438	—	—	
	Total—(New Schemes)	—	27.741	—	—	
	Total—(Rural Development)	32.551	27.741	—	—	
	Total (Azad Kashmir)	385.557	396.300	15.397	5.000	

NORTHERN AREAS

(219-220)



NORTHERN AREAS


(Abstract)

(Million Rupees)

Sl. No.	Sector	Provision for 1983-84	Foreign Exchange Component		
			Total	Own Resources	Foreign Aid
1	2	3	4	5	6
1.	Agriculture	16.640	—	—	—
2.	Water	10.836	—	—	—
3.	Power	24.768	—	—	—
4.	Industry	2.710	—	—	—
5.	Transport and Communications	38.700	—	—	—
6.	Physical Planning and Housing	16.254	—	—	—
7.	Education	21.285	—	—	—
8.	Health	9.675	—	—	—
9.	Rural Development	13.932	—	—	—
Total (Northern Areas) ..		154.800	6.592	6.592*	—


*Sectoral break up is not available.

(221-222)



FEDERALLY ADMINISTERED TRIBAL AREAS (FATA)

(223-224)




FEDERALLY ADMINISTERED TRIBAL AREAS (FATA)

(Abstract)

(Million Rupees)

Sl. No.	Sector	Allocations for 1983-84	Foreign Exchange Component		
			Total	Own Resources	Foreign Aid
1	2	3	4	5	6
1. Agriculture	33·100	—	—	—
2. Power	57·000	—	—	—
3. Transport and Communications	126·000	—	—	—
4. Physical Planning and Housing	47·000	—	—	—
5. Education	85·900	—	—	—
6. Health	25·000	—	—	—
7. Rural Development	16·000	—	—	—
Total (FATA)		390·000	7·515	7·515*	—

*Sectoral break up is not available



FEDERALLY ADMINISTERED TRIBAL AREAS

(Million Rupees)

Sl. No.	Name, Location and Status of the Scheme	Total Cost (F.E.C.)	Estimated Expenditure upto June, 1982	Revised Estimates for 1982-83	Allocation for 1983-84		
					Total ADP	Foreign Component	
						Own Resources	Foreign Aid
1	2	3	4	5	6	7	8
AGRICULTURE							
Agriculture Extension							
Peshawar Divisional Programme							
<i>(On-going)</i>							
1.	Scheme for the Award of Scholarships to B.Sc./ M.Sc. Agriculture Students including Barani Rawalpindi. (Un-app).	0.102 0.247	0.062	0.037	0.037	—	—
2.	Scheme for the Distribution of Plant Protection equipment at 50% subsidized rates in FATA of Peshawar Division. (Un-app).	0.240 0.480	0.180	0.060	0.060	—	—
3.	Scheme for the holding of fruits, vegetables and honey show in FATA of Peshawar Division. (App.).	0.200	—	0.050	0.050	—	—
4.	Scheme for the Intensification of agriculture, horticultural activities in FATA of Peshawar Division. (App.).	1.600	—	0.300	0.500	—	—
5.	Scheme for the transportation of seed and fertilizer in FATA of Peshawar Division. (Un-app).	0.150 0.750	—	—	0.150	—	—
Total (On-going Schemes) ...				0.447	0.797	—	—
<i>(New Scheme)</i>							
6.	Scheme for free Aerial Spray in FATA of Peshawar Mohmand Agency.	0.711	—	—	0.171	—	—
Total (New Scheme) ...				—	0.171	—	—
Total (Peshawar Division) ...				0.447	0.968	—	—
Bajaur Agency							
<i>(On-going)</i>							
7.	Scheme for the Extension of Agriculture Intensive Activities in Bajaur Agency. (App.).	2.177	1.587	0.250	0.270	—	—
8.	Scheme for the Estt. of Fruit Nursery Farm at Inayat Kili, Bajaur Agency. (Un-app.)	0.165 0.444	0.091	0.067	0.070	—	—
Total (Bajaur Agency) ...				0.317	0.340	—	—
Khyber Agency							
<i>(On-going)</i>							
9.	Scheme for the Establishment of Seed-cum-Fruit Nursery Farm at Bara Sub-Division, Khyber Agency.	0.347 1.125	0.197	0.138	0.340	—	—
Total (Khyber Agency) ...				0.138	0.340	—	—

(Million Rupees)

Sl. No.	Name, Location and Status of the Scheme	Total Cost (F.E.C.)	Estimated Expenditure upto June, 1982	Revised Estimates for 1982-83	Allocation for 1983-84		
					Total ADP	Foreign Exchange Component	
						Own Resources	Foreign Aid
1	2	3	4	5	6	7	8
Kohat Divisional Programme							
<i>(On-going)</i>							
10.	Scheme for the holding of fruit, vegetable and honey show in FATA of Kohat Division. (App.).	0.200	—	0.650	0.650	—	—
11.	Scheme for the Intensification of Agriculture, Horticultural Activities in FATA of Kohat Division. (App.).	1.600	—	0.500	0.400	—	—
12.	Scheme for the Transportation of Seed and Fertilizer in FATA of Kohat Division. (App.).	0.560	—	—	0.150	—	—
Total (Kohat Division)				..	0.550	0.600	—
Orakzai Agency							
<i>(On-going)</i>							
13.	Scheme for the Establishment of Fruit Nursery Farm at Orakzai Agency. (Un-app.).	0.241 0.436	0.140	0.055	0.102	—	—
14.	Scheme for the improvement of Olive culture in Orakzai Agency. (App.).	0.999	0.173	0.223	0.200	—	—
Total (Orakzai Agency)				..	0.278	0.302	—
Total (Kohat Division)				..	0.828	0.902	—
D. I. Khan							
<i>(On-going)</i>							
15.	Scheme for the award of Scholarships to B.Sc./M.Sc. Agriculture Students in FATA of D. I. Khan. (Un-app.).	0.045 0.093	0.029	0.016	0.016	—	—
16.	Scheme for the holding of Fruit, Vegetable and Honey Show in FATA of D. I. Khan. (App.).	0.240	—	0.060	0.060	—	—
17.	Scheme for the Distribution of P. P. Equipment at 50% subsidized rates in FATA of D.I. Khan (App.).	0.240	—	0.060	0.060	—	—
18.	Scheme for the development of Olive culture in FATA of D. I. Khan. (App.).	1.800 (0.100)	—	0.100	0.500	—	—
19.	Scheme for the Intensification of Agriculture, Horticulture Extension of Administrative set up in FATA D. I. Khan. (App.).	1.421	—	0.283	0.449	—	—
Total (On-going Schemes)				..	0.519	1.085	—
<i>(New Schemes)</i>							
20.	Scheme for the free Aerial spray in South Waziristan Agency, FATA of D. I. Khan. (Un-app.).	1.300	—	—	0.300	—	—
Total of New Schemes				..	—	0.300	—
Total (D. I. Khan)				..	0.519	1.385	—

(Million Rupees)

Sl. No.	Name, Location and Status of the Scheme	Total Cost (F.E.C.)	Estimated Expenditure upto June, 1982	Revised Estimates for 1982-83	Allocation for 1983-84				
					Total ADP	Foreign Exchange Component			
						Own Resources	Foreign Aid		
1	2	3	4	5	6	7	8		
North Waziristan Agency									
<i>(On-going Scheme)</i>									
21.	Scheme for the Establishment of Agri. Farm at Qetta Khel North Waziristan. (App.).	0.829	0.451	0.112	0.120	—	—		
Total (North Waziristan Agency)			...	0.112	0.120	—	—		
South Waziristan Agency									
<i>(On-going Schemes)</i>									
22.	Scheme for the establishment of Pistachio N. Farm in South Waziristan, Wana. (App.).	0.202	0.051	0.067	0.077	—	—		
23.	Scheme for the construction of Residential & Non-residential accommodation for EADA & his staff at Wana.	4.097	—	0.750	0.800	—	—		
Total (South Waziristan Agency)			...	0.817	0.877	—	—		
F. R. D. I. Khan									
<i>(On-going Scheme)</i>									
24.	Scheme for the Establishment of F.N.Farmat Jadola F. R. D. I. Khan Division.	0.182	0.049	0.065	0.068	—	—		
Total (F. R. D. I. Khan)			...	0.065	0.068	—	—		
Total (D. I. Khan Division)			...	1.513	2.450	—	—		
II. Agril. Engineering				Total (Agri-Extension)	...	3.243	5.000	—	—
Peshawar Division									
<i>(New Scheme)</i>									
25.	Construction of compound walls of Agril. Engg. Workshop Jamrud.	0.200	—	—	0.200	—	—		
D. I. Khan Division			...	—	0.200	—	—		
<i>(On-going Scheme)</i>									
26.	Scheme for Construction/setting-up of Agricultural Engg. Workshop Category-II including Residential & Non-residential accommodation at Tank.	4.850	—	1.150	3.700	—	—		
<i>(New Scheme)</i>									
27.	Purchase of 12 Nos. bulldozers with one heavy transporter & 25% Spare parts of dozers.	—	—	—	6.000	—	—		
Total (D. I. Khan Div.)			...	1.150	9.700	—	—		
Total (Agri-Engineering)			...	1.150	9.700	—	—		

(Million Rupees)

Sl. No.	Name, Location and Status of the Scheme	Total Cost (F.E.C.)	Estimated Expenditure upto June, 1982	Revised Estimates for 1982-83	Allocation for 1983-84			
					Total ADP	Foreign Exchange Component		Foreign Aid
						Own Resources		
1	2	3	4	5	6	7	8	
III. Animal Husbandry								
Peshawar Division								
<i>(On-going Schemes)</i>								
28.	Introduction of A.I. Scheme in FATA of Peshawar Division. (App.).	1.718	0.357	0.562	0.799	—	—	
29.	Award of Scholarship for D.V.M. Degree course in FATA, Peshawar Div. (Un-app.).	0.063	0.033	0.028	0.041	—	—	
		0.294						
30.	Extension of Cattle breeding in FATA of Pesh. Div. (Un-app.).	0.101	0.068	0.030	0.025	—	—	
		0.123						
Total (Peshawar Division) ..				0.620	0.865	—	—	
Bajaur Agency								
<i>(New Schemes)</i>								
31.	Opening of one Veterinary Dispensary at Matakko Bajaur Agency (Un-app.).	0.250	—	—	0.055	—	—	
32.	Improvement/Renovation of building of Veterinary Hospital Khar, Bajaur Agency (Un-app.).	0.350	—	—	0.350	—	—	
Total (Bajaur Agency) ..				—	0.405	—	—	
Khyber Agency								
<i>(New Schemes)</i>								
33.	Opening of 1 Veterinary Dispensary at Chooraa, Khyber Agency (Un-app.).	0.250	—	—	0.055	—	—	
34.	Improvement/renovation of existing building of Veterinary Hospitals, Khyber Agency. (Un-app.).	0.400	—	—	0.400	—	—	
Total (Khyber Agency) ..				—	0.455	—	—	
Mahmand Agency								
<i>(New Scheme)</i>								
35.	Construction of building for 1 Veterinary Dispensary, Lakarai, Mohmand Agency (Un-app.).	0.600	—	—	0.600	—	—	
Total (Mohmand Agency) ..				—	0.600	—	—	

(Million Rupees)

Sl. No.	Name, Location and Status of the Scheme	Total Cost (F.E.C.)	Estimated Expenditure upto June, 1982	Revised Estimates for 1982-83	Allocation for 1983-84		
					Total ADP	Foreign Exchange Component	
						Own Resources	Foreign Aid
1	2	3	4	5	6	7	8
Peshawar F. R.							
<i>(New Scheme)</i>							
36.	Opening of 1 Vety. Dispy. at Sama Badaber Peshawar, F. R. (Un-app.)	0.250	—	—	0.550	—	—
	Total (Peshawar F.R.)	...	—	—	0.550	—	—
	Total (Peshawar Division)	...	0.620	1.380	—	—	—
Kohat Division							
<i>(On-going Schemes)</i>							
37.	Construction of building for existing one veterinary Dispensary to FATA of Kohat Div. (Un-app.)	0.600 0.658	—	0.518	0.150	—	—
	Total—(On-going Schemes)	..	0.518	0.150	—	—	—
<i>(New Schemes)</i>							
38.	Dairy Goat Development Programme in FATA of Kohat Div. (Un-app.)	0.375	—	—	0.075	—	—
39.	Sheep Development Programme in FATA of Kohat Division. (Un-app.)	0.250	—	—	0.050	—	—
	Total—(New Schemes)	..	—	0.125	—	—	—
	Total—(Kohat Division)	..	0.518	0.275	—	—	—
Orakzai Agency							
<i>(New Schemes)</i>							
40.	Opening/construction of 1 veterinary Dispensary-Cum-A. I. Centre, Kadda, Orakzai Agency. (Un-app.)	1.360	—	—	0.100	—	—
	Total—(New Schemes)	..	—	0.100	—	—	—
	Total—(Orakzai Agency)	..	—	0.100	—	—	—
Kurram Agency							
<i>(New Schemes)</i>							
41.	Opening/construction of A. I. Centre at Parachinar. (Un-app.)	1.100	—	—	0.143	—	—
42.	Opening of 1 Vety. Dispensary in Kurram Agency (Un-app.)	0.250	—	—	0.055	—	—
43.	Improvement/Renovation of existng building of Veterinary Hospital. Alizai. (Un-app.)	0.310	—	—	0.310	—	—
	Total—(New Schemes)	..	—	0.508	—	—	—
	Total—(Kurram Agency)	..	—	0.508	—	—	—

(Million Rupees)

Sl. No.	Name, Location and Status of the Scheme	Total Cost (F.E.C.)	Estimated Expenditure upto June, 1982	Revised Estimates for 1982-83	Allocation for 1983-84		
					Total ADP	Foreign Exchange Component	
						Own Resources	Foreign Aid
1	2	3	4	5	6	7	8
Kohat F.R.							
<i>(New Schemes)</i>							
44.	Construction of building for 1 existing Vety. Dispensary, Jawakai, Kohat F.R. (Un-app.).	0.600	—	—	0.300	—	—
45.	Opening of Veterinary Dispensary at Toor Chapper Kohat F.R. (Un-app.).	0.250	—	—	0.055	—	—
Total—(New Schemes)				..	—	0.355	—
Total (Kohat FR)				..	0.518	1.238	—
D. I. Khan Division							
<i>(On-going Schemes)</i>							
46.	Introduction of A. I. Programme FATA of D. I. Khan Division.	1.600	—	0.573	0.530	—	—
47.	Award of Scholarship of DVM Degree Course FATA D. I. Khan. (Un-app.).	0.056	0.042	0.022	0.050	—	—
		0.264					
57.	Extension of Cattle breeding in FATA D. I. Khan Division. (Un-app.).	0.081	0.054	0.025	0.021	—	—
		0.100					
49.	Construction of Office/Residential building for ADA S.W. Agency, FATA. (App.).	1.000	—	0.800	0.330	—	—
		1.130					
Total—(On-going Schemes)				..	1.420	0.931	—
<i>(New Schemes)</i>							
50.	Dairy Goats Development in FATA D. I. Khan Division. (Un-app.).	0.375	—	—	0.075	—	—
Total—(New Schemes)				..	—	0.075	—
Total—(Divisional D.I. Khan)				..	1.420	1.006	—
North Waziristan Agency							
<i>(On-going Schemes)</i>							
51.	Continuance of 2 Veterinary Dispensary in N. W. Agency. (Approved).	0.300	—	0.100	0.100	—	—
Total—(On-going Schemes)				..	0.100	0.100	—
<i>(New Schemes)</i>							
52.	Construction of building for existing Veterinary Dispensary in NWA	0.600	—	—	0.300	—	—
Total—(New Schemes)				..	—	0.300	—
Total—(N. W. Agency)				..	0.100	0.400	—

(Million Rupees)

Sl. No.	Name, Location and Status of the Scheme	Total Cost (F.E.C.)	Estimated Expenditure upto June, 1982	Revised Estimates for 1982-83	Allocation for 1983-84		
					Total ADP	Foreign Exchange Component	
						Own Resources	Foreign Aid
1	2	3	4	5	6	7	8
F.R. Bannu							
<i>(On-going scheme)</i>							
53.	Continuance of One Veterinary Dispensary at Sagara Mohammad Khan. (App.).	0.135	0.025	0.054	0.056	—	—
	Total (On-going scheme)			0.054	0.056	—	—
<i>(New scheme)</i>							
54.	Opening of Two Veterinary Dispensaries in F.R., Bannu.	0.500	—	—	0.110	—	—
	Total (New scheme)			—	0.110	—	—
	Total (F.R. Bannu)			0.054	0.166	—	—
S. W. Agency							
<i>(New schemes)</i>							
55.	Opening of 3 Veterinary Dispensaries in South Waziristan Agency. (Un-app.).	0.680	—	—	0.150	—	—
56.	Improvement/renovation of building of Veterinary Dispensaries, Sarwakai, S.W. Agency.	0.150	—	—	0.150	—	—
	Total (New schemes)			—	0.300	—	—
	Total (South Waziristan Agency)			—	0.300	—	—
F.R. D.I. Khan							
<i>(New schemes)</i>							
57.	Opening of 2 Veterinary Dispensaries in F.R. D.I. Khan (Un-app.).	0.500	—	—	0.110	—	—
58.	Construction of Building for Veterinary Dispensaries at Darazindah F.R. (D.I. Khan).	0.600	—	—	0.200	—	—
	Total (New schemes)			—	0.310	—	—
	Total (F.R. D.I. Khan)			—	0.310	—	—
	Total D.I. (Khan Division)			1.574	2.182	—	—
	Total (Animal Husbandry)			2.712	5.800		
IV. Forestry							
<i>(On-going scheme)</i>							
59.	Afforestation in Bajaur Agency	4.076	2.837	0.850	1.704	—	—
		5.391					

(Million Rupees)

Sl. No.	Name, Location and Status of the Scheme	Total Cost (F.E.C.)	Estimated Expenditure upto June, 1982	Revised Estimates for 1982-83	Allocation for 1983-84		
					Total ADP	Foreign Exchange Component	
						Own Resources	Foreign Aid
1	2	3	4	5	6	7	8
60.	Afforestation in Mohmand Agency:	4.046	2.177	0.766	2.063	—	—
		5.162					
61.	Afforestation in Khyber Agency.	8.554	6.680	1.360	1.249	—	—
		9.529					
62.	Afforestation in Oraksai Agency. . .	3.980	2.167	0.475	1.581	—	—
		4.398					
63.	Afforestation in Kurram Agency.	4.528	3.150	0.792	1.903	—	—
		5.845					
64.	Afforestation in North Waziristan Agency.	3.980	2.115	0.925	1.500	—	—
		4.540					
65.	Afforestation in South Waziristan Agency	4.090	2.145	0.780	1.500	—	—
		4.425					
	Total (Forestry)			5.948	11.500	—	—
V. Sericulture							
Kurram Agency							
1. <i>On-going Scheme</i>							
66.	Improvement of Sericulture Development facilities at Parachinar.	0.998 (0.200)	0.314	0.413	0.500	—	—
	S.W. Agency			0.413	0.500	—	—
	<i>On-going scheme.</i>						
	Total (Kurram Agency)			0.413	0.500	—	—
67.	Development of Sericulture in South Waziristan Agency.	0.760 (0.015)	0.042	0.090	0.331	—	—
	Total (S.W. Agency)			0.090	0.331	—	—
Bajour Agency							
<i>(New Scheme)</i>							
68.	Development of Sericulture in Bajour Agency . .	2.000 (0.057)	—	—	0.069	—	—
	Total (Bajour Agency)			—	0.069	—	—
	Total (Sericulture)			0.503	0.900	—	—
	Total (Agriculture)			13.426	33.100	—	—

(Million Rupees)

Sl. No.	Name, Location and Status of the Scheme	Total Cost (F.E.C.)	Estimated Expenditure upto June, 1982	Revised Estimates for 1982-83	Allocation for 1983-84		
					Total ADP	Foreign Exchange Component	
						Own Resources	Foreign Aid
1	2	3	4	5	6	7	8
TRANSPORT AND COMMUNICATIONS							
Bajour Agency :							
<i>(On-going Schemes)</i>							
69.	Construction of Shingled Road from Kit Kot to Ghakhi (8 Miles). (App.)	4.985	0.982	3.003	1.499	—	—
70.	Improvement and B. Topping of Wara Mamund Road in Salarzai area (7-M). (App.)	4.536	1.400	2.990	0.593	—	—
71.	Construction of Bridge over Sheikh Killi Khawar on Khar Nawagai Road (App.)	4.000	—	1.747	2.253	—	—
72.	Extension of Road from Shago to Bar Kharkai. (2.85 Miles). (App.)	1.547	—	1.347	0.300	—	—
	Total—(On-going Schemes)	9.087	4.645	—	—
<i>(New Schemes)</i>							
73.	Construction of Metalled Road from Khar to Monda (3 Miles). (App.)	2.400	—	—	2.400	—	—
74.	Construction of Bridge on Haji Lawang Nullah on Munda Khar Road. (App.)	2.100	—	—	2.100	—	—
75.	Construction of R. C. C. Bridge at Kot Khawar over existing cause way in mile : I Kot Selai Patai Road. (App.)	5.000	—	—	0.150	—	—
76.	Construction of 300' Span Bridge over Swat River at Sharbatai alongwith approaches. (App.)	8.200	—	—	0.250	—	—
	Total—(New Schemes)	—	4.900	—	—
	Total—(Bajour Agency)	—	9.545	—	—
Mohmand Agency							
<i>(On-going Schemes)</i>							
77.	Construction of Shingled Road from Kira to Rang Mina (5.85 Miles). (App.)	1.641	0.316	0.699	0.626	—	—
78.	Construction of Shingled Road from Danishkul to Yakhdand (10 Miles). (App.)	3.913	—	—	3.913	—	—
	Total—(On-going Schemes)	0.699	4.539	—	—
<i>(New Schemes)</i>							
79.	B. Topping of Road from Tor Killi Head to Prong Ghar (2.5 Miles). (Un-app.)	1.200	—	—	1.200	—	—
80.	Construction of Shingled Road from Habibzai to Yakhdand (4.5 Miles). (Un-app.)	1.600	—	—	1.600	—	—
81.	Construction of Shingled Road from Shewa Nawa Road to Metai via Kaga pole in Chinari Area (10 Miles).	3.000	—	—	3.000	—	—
82.	Widening of blind curves in Mile 1—4 Yousaf Khel Nawagai Road.	0.636	—	—	0.636	—	—
	Total—(New Schemes)	0.699	6.436	—	—
	Total—(Mohmand Agency)	0.699	10.975	—	—

Sl. No.	Name, Location and Status of the Scheme	Total Cost (F.E.C.) ¹	Estimated Expenditure upto June, 1982	Revised Estimates for 1982-83	Allocation for 1983-84		
					Total ADP	Foreign Exchange Component	
						Own Resources	Foreign Aid
1	2	3	4	5	6	7	8
Khyber Agency							
<i>(On-going Schemes)</i>							
83.	Impt. Widening of Mullagori Road mile 15—27 portion between Kam Shilman and Shaheed Mena (13 Miles). (App).	6.874	--	1.500	5.374	--	--
Total—(On-going Schemes)				1.500	5.374	--	--
<i>(New Schemes)</i>							
84.	B. Topping of Road from Adazai to Kala Khel.	2.500	--	--	2.500	--	--
85.	Black Topping of Road from Kahi to Sama Ghakhai (5 Miles).	4.000	--	--	4.000	--	--
Total—(New Schemes)				--	6.500	--	--
Total—(Khyber Agency)				1.500	11.874	--	--
Peshawar F. R.							
<i>(On-going Schemes)</i>							
86.	B. Topping of Sherkerra Shamsha too portion (7.5 Miles) and Improvement/Widening of Peshawar Phandu portion 3 Miles. (App).	8.735	2.297	4.935	1.503	--	--
Total—(On-going Schemes)				4.935	1.503	--	--
<i>(New Schemes)</i>							
87.	Widening/Improvement of Shamshatoo Road Mile 1 to 5. (App).	5.000	--	--	5.000	--	--
88.	Black Topping of Road from Sama Badabera to Janskor (4 Miles).	3.200	--	--	3.200	--	--
Total—(New Schemes)				--	8.200	--	--
Total—(Peshawar F. R.)				4.935	9.703	--	--
Kohat F. R.							
<i>(On-going Schemes)</i>							
89.	Construction of Shingled Road connecting Tor Chapper with Peshawar Kohat Road at Darra Adam Khel (10 Miles).	3.820	2.525	0.695	0.600	--	--
Total—(On-going Schemes)				0.695	0.600	--	--
<i>(New Schemes)</i>							
90.	Widening and Improvement of Peshawar Kohat Road, Mile 19.50 to 31.	10.000	--	--	3.000	--	--
91.	Construction of Shingled Road from Shin Dhand to Tor Chapper.	12.000	--	--	4.000	--	--
Total—(New Schemes)				--	7.000	--	--
Total—(Kohat F. R.)				0.695	7.600	--	--

(Million Rupees)

Sl. No.	Name, Location and Status of the Scheme	Total Cost (F.E.C.)	Estimated Expenditure upto June, 1982	Revised Estimates for 1982-83	Allocation for 1983-84		
					Total ADP	Foreign Exchange Component	
						Own Resources	Foreign Aid
1	2	3	4	5	6	7	8
Orakzai Agency							
<i>(On-going Schemes)</i>							
91.	Black Topping of Marai Daulatzai Road (26 Miles).	17.101	3.000	6.700	4.500	—	—
92.	Construction of 300' Span R. C. C. Bridge at Khankai Toi on Zargari Ghiljo Road.(Un-App).	6.230	—	0.315	2.900	—	—
Total—(Orakzai Agency)				..	7.015	7.400	—
Kurram Agency							
<i>(On-going Schemes)</i>							
93.	Construction of Shingled Road from Parachinar to Hawel Darra (17 Miles). (App.).	18.950	9.769	2.000	4.000	—	—
		15.769					
94.	Improvement B. Topping of Sadda Dogar Tarai Road (15.36 Miles). (App.).	14.890	8.769	2.200	3.921	—	—
95.	Black Topping of Malikilli Kharlachi Road (11 Miles). (App.).	7.308	2.000	2.408	2.900	—	—
96.	Construction of Shingled Road from Sadda to Marghan via Tindo (Alisherzai) (16 Miles). (App.).	10.894	0.045	0.800	1.350	—	—
		2.195					
97.	Construction of Bridge over Kurram River at Sadda.	16.356	3.236	10.045	1.500	—	—
98.	Construction of Prestressed concrete Bridge over Khurmana Nullah at Sadda.	10.409	—	1.000	0.005	—	—
Total—(On-going Schemes)				..	18.453	12.676	—
<i>(New Schemes)</i>							
99.	B. Topping and Improvement of Parachinar Tarimangal Road from Mile 5 to 12 (8 Miles).	7.200	—	—	2.000	—	—
100.	Construction of Bye Pass Black Topped Road connecting Thall Parachinar to Zaran Makai and Malana Road (2 Miles).	1.600	—	—	1.600	—	—
101.	Improvement and Black Topping of Alamsher Dangila Road (3 Miles).	2.400	—	—	2.400	—	—
102.	Black Topping of Malana Road (2.5 Miles) ..	2.000	—	—	2.000	—	—
Total—(New Schemes)				..	—	8.000	—
Total—(Kurram Agency)				..	18.453	21.676	—

(Million Rupees)

Sl. No.	Name, Location and Status of the Scheme	Total Cost (F.E.C.)	Estimated Expenditure upto June, 1982	Revised Estimates for 1982-83	Allocation for 1983-84		
					Total ADP	Foreign Exchange Component	
						Own Resources	Foreign Aid
1	2	3	4	5	6	7	8
North Waziristan Agency							
<i>(On-going Schemes)</i>							
103.	Construction of Bridge in Mile-1 of Shewa Zarwam Road. (App.).	14.607	4.239	3.910	6.458	—	—
104.	Black Topping of Mirali-Bichi Kashkai Road (12.5 Miles). (App.).	7.677	1.000	2.600	4.077	—	—
105.	Black Topping of Dosali Garium (13 Miles). (App.).	8.284	1.200	3.500	3.584	—	—
106.	Replacement/Improvement of Drum Culverts on Isha Razmak Road (39 Miles). (App.).	4.690	1.000	2.880	0.810	—	—
107.	Widening and Improvement of Bannu Miran-shah Road (Isha Miran-shah Sec.) (5 Miles). (App.).	4.848	—	3.500	1.348	—	—
108.	Construction of Bridges (6 Nos.) on Thall Mirali Road. (Un-app.).	0.350	—	0.300	0.050	—	—
Total—(On-going Schemes) ..				16.690	16.327	—	—
<i>(New Schemes)</i>							
109.	Construction of Shingle Road from Datta Khel to Spinwam (8 Miles).	3.200	—	—	2.000	—	—
110.	Widening and Improvement of Bannu Miran-shah Road (Mirali Section) (13.7 Miles). (Un-app.).	9.235	—	—	1.000	—	—
111.	Black Topping of Road from Thall Mirali Road to Village Hassan Khel (20.25 Miles).	15.000	—	—	2.000	—	—
Total—(New Schemes) ..				—	5.000	—	—
Total—(North Waziristan Agency) ..				16.690	21.327	—	—
Bannu F. R.							
<i>(New Schemes)</i>							
112.	Black Topping of Road from Bakhmal Ahmadzai to Adamzai (4 Miles). (Un-App).	1.500	—	—	1.500	—	—
113.	Construction of Black Topping of Road from Taziri to Kotka Khan Bahadur Ghazi Marjan via Dager Umarzai (5 Miles). (Un-App).	3.000	—	—	3.000	—	—
114.	Improvement and Widening of Bannu Miran-shah Road Mile 10 to 23 (14 Miles). (Un-App).	16.776	—	—	2.000	—	—
115.	Black Topping of Kotka Zal Malik Road taking off from Mile 9 Bannu Miran-shah Road (6 Fur-long).	0.400	—	—	0.400	—	—
Total—(New Schemes) ..				—	6.900	—	—
Total—(Bannu F. R.) ..				—	6.900	—	—

(Million Rupees)

Sl. No.	Name, Location and Status of the Scheme	Total Cost (F.E.C.)	Estimated Expenditure upto June, 1982	Revised Estimates for 1982-83	Allocation for 1983-84			
					Total ADP	Foreign Exchange Component		
						Own Resources	Foreign Aid	
1	2	3	4	5	6	7	8	
SOUTH WAZIRISTAN AGENCY								
<i>(On-going Schemes)</i>								
116.	Widening & Improvement of Jandola Sargodha Road (43 Miles). (Apy).	15.659	10.646	1.739	3.274	—	—	
117.	Construction of shingled Road from Zallaysar to Birmal (24 Miles). (App.).	7.690	3.300	2.500	2.390	—	—	
118.	Construction of shingled Road from Barawand to Keram via Nano Gargari (27 Miles).	14.282	2.269	2.200	2.012	—	—	
119.	Construction of shingled Road from Makeen to Spin Kamar (9 Miles). (App.).	4.776	0.500	2.000	2.276	—	—	
120.	Improvement & B. Topping of Wana Tiarza Ladah Road (48 Miles) Phase-II.	15.227	7.580	2.500	5.147	—	—	
121.	Improvement of Jandola Wana Road (51 Miles). (App.).	16.772	9.100	2.200	3.000	—	—	
122.	Construction of shingle Road from Kanigram to Manitoi (16.5 Miles). (App.).	6.951	2.750	1.500	2.710	—	—	
Total—(On-going Schemes)				..	14.639	20.800	—	—
<i>(New Schemes)</i>								
123.	Construction of Bridge on Chaghmali Nullah, Jandola Wana Road (600').	12.000	—	—	2.000	—	—	
124.	Feasibility study of 5 Bridges including Baddar Bridge No. 3 on Wana Razmak Road.	1.200	—	—	1.200	—	—	
Total—(New Schemes)				..	—	3.200	—	—
Total (South Waz. Agency)				14.639	24.000	—
D.I. KHAN F.R.								
<i>(On-going Schemes)</i>								
125.	Construction of shingled Road from Jandola to Tajori via Gabbar (23 Miles).	10.506	0.500	5.561	5.000	—	—	
Total—(D. I. Khan FR)				..	5.561	5.000	—	—
Total (Transport and Communications)				126.000	—	—
POWER								
Bajaur Agency								
<i>(On-going Schemes)</i>								
126.	SOP TO 22 Nos. Villages in Bajaur Agency Phase-IV (App.).	6.120	—	2.200	3.920	—	—	
Total (On-going Scheme)				2.200	3.920	—

(Million Rupees)

Sl. No.	Name, Location and Status of the Scheme	Total Cost (F.E.C.)	Estimated Expenditure upto June, 1982	Revised Estimates for 1982-83	Allocation for 1983-84		
					Total ADP	Foreign Exchange Component	
						Own Resources	Foreign Aid
1	2	3	4	5	6	7	8
<i>(New Scheme)</i>							
127.	SOP to Vill. in Bajaur Agency Phase (V) Mahmood Area (Un-app.)	4.800	—	—	1.600	—	—
Total (New Schemes) ...				—	1.600	—	—
Total—(Bajaur Agency) ...				2.200	5.520	—	—
Mohmand Agency							
<i>(On-going Schemes)</i>							
128.	SOP to 27 Nos. Villages in Upper Area of Mohmand Agency.	4.991	1.460	2.000	1.500	—	—
129.	SOP to Villages in Lower Area of Mohmand Agency (App.)	9.988	4.514	1.000	5.000	—	—
130.	SOP to Vill. in Lower Area of Mohmand Agency Phase-II (App.)	5.869	—	1.000	1.840	—	—
131.	SOP to 7 Nos. Villages and 2 Nos. F.C. Post in Prang Ghar Lower Area of Mohmand Agency (Un-app.)	<u>2.318</u> 4.586	1.200	2.386	1.000	—	—
Total—(Mohmand Agency) ...				6.386	9.340	—	—
Khyber Agency							
<i>(On-going Scheme)</i>							
132.	SOP to Vill. in Mulagori Area Khyber Agency (App.)	8.415	6.261	1.000	1.154	—	—
Total (On-going schemes) ...				1.000	1.154	—	—
<i>(New Schemes)</i>							
133.	SOP to Vill. in Teh. Bara Khyber Agency (Un-app.)	4.800	—	—	2.400	—	—
134.	SOP to villages in Teh. Jamrud Khyber Agency (Un-app.)	4.000	—	—	1.400	—	—
Total (New Schemes) ...				—	3.800	—	—
Total—(Khyber Agency) ...				1.000	4.954	—	—

(Million Rupees)

Sl. No.	Name, Location and Status of the Scheme	Total Cost (P.E.C.)	Estimated Expenditure upto June, 1982	Revised Estimates for 1982-83	Allocation for 1983-84		
					Total ADP	Foreign Exchange Component	
						Own Resources	Foreign Aid
1	2	3	4	5	6	7	8
F.R. Peshawar							
<i>(New Schemes)</i>							
135.	SOP to Villages in F.R. Peshawar Hassan Khel/ Jana Korri Hassan Khel Area Phase-II	4.980	—	—	2.500	—	—
Total (F.R. Peshawar) ..				—	2.500	—	—
F.R. Kohat							
<i>(New Schemes)</i>							
136.	SOP to villages in F.R. Kohat Phase-II (Jawaki Area) (Un-appd.)	4.890	—	—	2.500	—	—
Total (New Schemes)				—	2.500	—	—
Total (F.R. Kohat) ..				—	2.500	—	—
Orakzai Agency							
<i>(On-going Scheme)</i>							
137.	SOP to 22 Nos. villages in Orkazai Agency Phase-II (Un-app.)	4.232	1.300	2.832	1.500	—	—
		5.632					
Total (Ongoing Schemes) ..				2.832	1.500	—	—
New Schemes							
138.	SOP to villages in Orkazai Agency Phase-II	4.800	—	—	3.600	—	—
Total (New Schemes) ..				—	3.600	—	—
Total (Orkazai Agency) ..				2.832	5.100	—	—
Kurram Agency							
<i>(On-going Schemes)</i>							
139.	SOP to villages in Kurram Agency (App.)	14.296	12.222	1.680	1.000	—	—
140.	SOP to 25 Nos. villages on the right bank of River Kurram (App.)	3.090	—	2.240	2.400	—	—
Total (On-going schemes) ..				3.920	3.400	—	—

(Million Rupees)

Sl. No.	Name, Location and Status of the Scheme	Total Cost (F.E.C.)	Estimated Expenditure upto June, 1982	Revised Estimates for 1982-83	Allocation for 1983-84		
					Total ADP	Foreign Exchange Component	
						Own Resources	Foreign Aid
1	2	3	4	5	6	7	8
<i>(New Schemes)</i>							
141.	SOP to villages in Kurram Agency Phase-II (Un-app.)	4.933	—	—	3.500	—	—
Total (New Scheme) ..				—	3.500	—	—
Total Kurram Agency ..				3.920	6.900	—	—
Northern Waziristan Agency							
<i>(On-going Scheme)</i>							
142.	SOP to 32 Nos. villages and 2 Nos. S/Camps in Thall to Spinwam and K-2 Vally N.W. Agency.	16.042	6.521	3.831	2.800	—	—
143.	SOP to 32 Nos villages & 1 No. S/Camp in Tochi Vally N.W. Agency.	12.750	3.865	3.800	2.750	—	—
Total (On-going Scheme) ...				7.631	5.550	—	—
Total—(North Waziristan Agency) ..				7.631	5.550	—	—
F.R. Bannu Agency							
<i>(New Scheme)</i>							
144.	SOP to 15 Nos. Vill : in F.R. Bannu Gora Bak kakhel.	2.000	—	—	2.000	—	—
Total (F.R. Bannu Agency) ..				—	2.000	—	—
S. W. Agency							
<i>(On-going Scheme)</i>							
145.	SOP to 10 Nos. vill : & 2 Nos. S/Camp Tehsil Wana S.W. (Agency).	9.636	—	5.000	4.636	—	—
Total On-going Scheme ..				5.000	4.636	—	—
<i>(New Scheme)</i>							
146.	SOP to vill: in Chalarari in Razmak Tehsil S.W. Agency.	3.000	—	—	1.000	—	—
147.	SOP to Left over village & Sararogha S.W. Agency.	3.200	—	—	1.500	—	—
Total (New Scheme) ..				—	2.500	—	—
Total—(S.W. Agency) ...				5.000	7.136	—	—

(Million Rupees)

Sl. No.	Name, Location and Status of the Scheme	Total Cost (F.E.C.)	Estimated Expenditure upto June, 1982	Revised Estimates for 1982-83	Allocation for 1983-84			
					Total ADP	Foreign Exchange Component		Foreign Aid
						Own Resources		
1	2	3	4	5	6	7	8	
F.R.D. I. Khan								
<i>(On-going Scheme)</i>								
148.	SCP to 26 Nos. villages in Battani Area FR D.I. Khan Agency.	8.912	..	2.452	3.500	—	—	
	(Total On-going Scheme)		..	2.452	3.500	—	—	
<i>(New Schemes)</i>								
149.	SOP to Darazinda F.R.D.I. Khan Agency	6.700	—	—	2.000	—	—	
	Total (New Schemes)		..	—	2.000	—	—	
	Total (F.R.D.I. Khan)		...	2.452	5.500	—	—	
	Total—(POWER)		..	31.421	57.000	—	—	
PHYSICAL PLANNING AND HOUSING								
Water Supply								
Bajaur Agency.								
<i>(On-going Schemes)</i>								
150.	Imp. & Exten. of existing WSS. in Bajaur Agency (A).	0.902	—	0.400	0.502	—	—	
	Total (On-going Schemes)		..	0.400	0.502	—	—	
<i>(New Schemes)</i>								
151.	W.S.S. Dabdabu. (Unapp.)	0.500	—	—	0.100	—	—	
152.	W.S.S. Bandagai. (Unapp.)	0.500	—	—	0.100	—	—	
153.	W.S.S. Govt. College, Khar. (Unapp.)	0.500	—	—	0.200	—	—	
	Total (New Schemes)		..	—	0.400	—	—	
	Total (Bajour Agency)		..	0.400	0.902	—	—	
Mohamand Agency								
<i>(On-going Schemes)</i>								
154.	W.S.S. Prang Ghar Area, Part-I & II. (App.)	0.865	0.100	0.049	0.100	—	—	
155.	Improvement of W.S.S. Ikka Ghund. (Unapp.)	1.369	—	0.306	0.400	—	—	
	Total (On-going Schemes)		..	0.355	0.500	—	—	
<i>(New Schemes)</i>								
156.	Improvement & Extension of W.S.S. Mohmand Agency. (B).		—	—	0.100	—	—	
	Total—(New Schemes)		..	—	0.100	—	—	
	Total—(Mohmand Agency)		..	0.355	0.600	—	—	

(Million Rupees)

Sl. No.	Name, Location and Status of the Scheme	Total Cost (F.E.C.)	Estimated Expenditure upto June, 1982	Revised Estimates for 1982-83	Allocation for 1983-84		
					Total ADP	Foreign Exchange Componen	
						Own Resources	Foreign Aid
1	2	3	4	5	6	7	8
Khyber Agency :							
<i>(On-going Schemes)</i>							
157.	Augumentation of W.S.S. Khyber Agency by ground water. (App.)	2.388	0.150	0.700	0.500	—	—
158.	Extension of W.S.S. Jamrud. (App.)	1.626	—	0.600	0.500	—	—
159.	W.S.S. Khajori. (App.)	0.285	—	—	0.285	—	—
Sub-Total—(On-going Schemes)			..	1.300	1.285	—	—
<i>(New Schemes)</i>							
160.	Improvement of existing W.S.S. Qamberkhel area. (Unapp.)	0.500	—	—	0.200	—	—
161.	W.S.S. Shinkoh. (Unapp.)	0.300	—	—	0.200	—	—
162.	Improvement & Extension of existing Water Supply Scheme. (Unapp.)	0.100	—	—	0.100	—	—
Total—(New Schemes)			..	—	0.500	—	—
Total—(Khyber Agency)			..	1.300	1.785	—	—
Peshawar F.R. :							
<i>(New Schemes)</i>							
163.	W.S.S. Afridi Hassan Khel. (B)	1.000	—	—	0.100	—	—
Total—(New Schemes)			..	—	0.100	—	—
Total—(Peshawar FR)			..	—	0.100	—	—
Kohat F.R.							
<i>(On-going Schemes)</i>							
164.	W.S.S. Toor Chapper. (Unapp.)	0.550	—	0.050	0.300	—	—
165.	Augumentation of W.S.S. Sheraki Area by T/ well. (Unapp.)	1.000	—	0.200	0.200	—	—
Total—(On-going Schemes)			...	0.250	0.500	—	—
<i>(New Schemes)</i>							
166.	Improvement of W.S.S. Bosti Khel. (Unapp.)	0.600	—	—	0.100	—	—
167.	W.S.S. Zor Kili and Shagai. (Unapp.)	0.400	—	—	0.100	—	—
168.	Extension of W.S.S. Akharwal. (Unapp.)	0.350	—	—	0.100	—	—
Total—(New Schemes)			..	—	0.300	—	—
Total—(Kohat FR)			..	0.250	0.800	—	—

(Million Rupees)

Sl. No.	Name, Location and Status of the Scheme	Total Cost (F.E.C.)	Estimated Expenditure upto June, 1982	Revised Estimates for 1982-83	Allocation for 1983-84		
					Total ADP	Foreign Exchange Component	
						Own Resources	Foreign Aid
1	2	3	4	5	6	7	8
Orakzai Agency :							
<i>(On-going Schemes)</i>							
169.	Construction of residential accommodation for P.H.E. Staff of Orakzai Agency. (App.)	3.764	1.324	2.054	0.386	—	—
170.	W.S.S. Ghiljo. (Unapp.)	2.478	0.600	0.600	0.950	—	—
171.	W.S.S. Wan Panra. (App.)	1.071	—	0.745	0.326	—	—
	Total—(On-going Schemes)		..	3.399	1.662	—	—
<i>(New Schemes)</i>							
172.	W.S.S. Takhtak. (Unapp.)	0.600	—	—	0.100	—	—
173.	W.S.S. Goin to Tarkha wari. (Unapp.)	0.800	—	—	0.100	—	—
	Total—(New Schemes)	—	0.200	—	—
	Total—(Orakzai Agency)	3.399	1.862	—	—
Kurram Agency							
<i>(On-going Schemes)</i>							
174.	Imp. & Exten. W.S.S. in Kurram Agency. (App.)	1.499	0.271	0.380	0.848	—	—
175.	W.S.S. Bughdai. (App.)	0.6006	—	0.300	0.306	—	—
176.	W.S.S. Ara Wali Bala & Payan. (App.)	0.660	0.231	0.129	0.300	—	—
177.	W.S.S. Kachkina Kara Khel. (App.)	1.703	0.982	0.323	0.398	—	—
	Total—(On-going Schemes)		..	1.132	1.852	—	—
<i>(New Schemes)</i>							
178.	W.S.S. Agra. (Unapp.)	0.600	—	—	0.150	—	—
179.	Ext. of Zeran Irrigation Dam to Prachinar. (Unapp.)	0.500	—	—	0.500	—	—
180.	Imp. & Extn. of W.S.S. Malama. (Unapp.)	0.100	—	—	0.100	—	—
181.	W.S.S. Bhaggaz. (Unapp.)	0.600	—	—	0.150	—	—
182.	W.S.S. Chappri (Unapp.)	0.700	—	—	0.150	—	—
	Total—(New Schemes)	—	1.050	—	—
	Total—(Kurram Agency)	1.132	2.902	—	—
North Waziristan Agency :							
<i>(On-going Schemes)</i>							
183.	W.S.S. Hamzoni Ahmad Khel Teh. Miranshah (App.)	0.634	—	0.200	0.434	—	—
184.	W.S.S. Mir Ali, Teh. Spinwam. (App.)	0.756	—	0.003	0.300	—	—
185.	W.S.S. Panga Daleel Khel, Teh. Razmak. (App.)	0.840	—	0.020	0.400	—	—
186.	W.S.S. Hamzoni Patti Khel, Teh. Mrianshah	0.617	—	0.150	0.467	—	—

(Million Rupees)

Sl. No.	Name, Location and Status of the Scheme	Total Cost (F.E.C.)	Estimated Expenditure upto June, 1982	Revised Estimates for 1982-83	Allocation for 1983-84		
					Total ADP	Foreign Exchange Component	
						Own Resources	Foreign Aid
1	2	3	4	5	6	7	8
187.	W.S.S. misori, Teh. Miranshah	0.748	—	0.100	0.648	—	—
188.	W.S.S. Daulat Khel, Teh. Mir Ali. (App.) ..	0.561	—	0.100	0.461	—	—
189.	W.S.S. Spellgai Upper, Teh. Mir Ali (App.) ..	0.852	—	0.002	0.394	—	—
190.	W.S.S. Eidak Khel, Tehsil Mirali. (App.) ..	0.841	—	0.300	0.541	—	—
191.	W.S.S. Chashmai, Tehsil Datta Khel. (App.) ..	0.987	—	0.001	0.200	—	—
192.	W.S.S. Mot Khel Spanon Khel, Tehsil Razmak (App.)	1.500	—	0.100	0.200	—	—
	Total—(On-going Schemes)	0.976	4.045	—	—
<i>(New Schemes)</i>							
193.	Construction of office & residential accommodation for PHE staff in N.W. Agency. (Unapp.) ..	1.500	—	—	0.200	—	—
194.	W.S.S. Surdar Razmak. (Unapp.)	0.900	—	—	0.100	—	—
195.	Imp. & Extn. W.S.S. in N.W.A. (Unapp.) ..	0.100	—	—	0.100	—	—
	Total—(New Schemes)	—	0.400	—	—
	Total—(N. W. Agency)	0.976	4.445	—	—
Bannu F.R. :							
<i>(On-going Schemes)</i>							
196.	W.S.S. Mamito Khel (Janikhel area). (App.) ..	0.966	—	0.300	0.666	—	—
197.	W.S.S. Chappri (Daryoba Area). (App.) ..	1.481	—	0.002	0.150	—	—
198.	W.S.S. Tirkha Killa & Bakka Khel. (App.) ..	2.496	—	0.002	0.150	—	—
	Total—(On-going Schemes)	0.304	0.966	—	—
<i>(New Scheme)</i>							
199.	W.S.S. Ali Khel Kotka Khanum (Jani Khel Area) (Unapp.)	0.900	—	—	0.100	—	—
200.	W.S.S. Sardar Khel (Bhittani Area). (Unapp.)	0.900	—	—	0.100	—	—
201.	Improvement & Extension of Existing W.S. in Bannu F.R. (Unapp.)	0.100	—	—	0.100	—	—
202.	W.S.S. Chashmi Khurd. (Unapp.)	0.400	—	—	0.100	—	—
	Total—(New Schemes)	—	0.400	—	—
	(Total—(Bannu FR))	0.304	1.366	—	—
South Waziristan Agency							
<i>(On-going Schemes)</i>							
203.	W.S.S. Ghowa Khowa. (App.)	0.665	—	0.153	0.512	—	—
204.	W.S.S. Askhar Kot. (App.)	0.976	—	0.005	0.200	—	—
205.	W.S.S. Ghalwashti. (App.)	0.695	—	0.005	0.150	—	—

(Million Rupees)

Sl. No.	Name, Location and Status of the Scheme	Total Cost (F.E.C.)	Estimated Expenditure upto June, 1982	Revised Estimates for 1982-83	Allocation for 1983-84			
					Total ADP	Foreign Exchange Componen		
						Own Resources	Foreign Aid	
1	2	3	4	5	6	7	8	
206.	W.S.S. Tanai. (Approved)	0.946	—	0.375	0.200	—	—	
207.	W.S.S. Dibba. (Approved)	0.813	—	0.200	0.150	—	—	
208.	W.S.S. Osspass. (Approved)	0.963	—	0.001	0.150	—	—	
209.	W.S.S. Wana Ph-II. (Approved)	0.714	0.150	0.414	0.150	—	—	
	Total—(On-going Schemes)			1.153	1.512	—	—	
	<i>(New Schemes)</i>							
210.	W.S.S. Mira Righzai. (Un-app).	0.200	—	—	0.200	—	—	
211.	Improvement & Extension of existing W.S.S. in S.W. Agency. (Un-app).	0.100	—	—	0.100	—	—	
	Total—(New Schemes)			—	0.300	—	—	
	Total— (S. W. Agency)			1.153	1.812	—	—	
	D. I. Khan F.R. :							
	<i>(On-going Schemes) :</i>							
212.	Improvement & Extension of existing W.S.S. in D. I. Khan. F.R. (App).	0.396	—	0.270	0.126	—	—	
	Total—(On-going Schemes)			0.270	0.126	—	—	
	<i>(New Schemes) :</i>							
213.	W.S.S. Daulat Khan Korrana (Un-app).	0.500	—	—	0.150	—	—	
214.	W.S.S. Baghul Jadeed and Surghai. (Un-app).	0.700	—	—	0.150	—	—	
	Total—(New Schemes)			—	0.300	—	—	
	Total—(D. I. Khan FR)			0.270	0.426	—	—	
	Sub-Total—(Water Supply)			9.540	17.000	—	—	
	Housing							
	FATA							
	<i>New Schemes</i>							
215.	Survey of existing residential and office Accommodation in FATA. (Un-app).	0.100	—	—	0.100	—	—	
	Total—(FATA)			—	0.100	—	—	
	Peshawar Division.							
	Divisional Programme							
	<i>(On-Going Scheme.)</i>							
216.	Construction of Residential Accommodation for Government Servants in FATA of Peshawar Division :							
	(i) BAJAUR AGENCY		—	0.707	0.469	—	—	
	(ii) MOHMAND AGENCY	2.703	—	0.531	0.174	—	—	
	(iii) KHYBER AGENCY		—	0.662	0.160	—	—	
	Total (Divisional Programme)			1.900	0.803	—	—	

(Million Rupees)

Sl. No.	Name, Location and Status of the Scheme	Total Cost (F.E.C.)	Estimated Expenditure upto June, 1982	Revised Estimates for 1982-83	Allocation for 1983-84		
					Total ADP	Foreign Exchange Component	
						Own Resources	Foreign Aid
1	2	3	4	5	6	7	8
Bajaur Agency							
<i>(New Schemes.)</i>							
217.	Extension in the existing Rest House in Civil Colony at Khar (B)	0.300	—	—	0.300	—	—
218.	Construction of Residential accommodation for Grade 11—14 (C&W) in Bajaur Agency.	1.806	—	—	2.106	—	—
Total—(Bajaur Agency)				..	—	2.106	—
Mohmand Agency							
<i>(On-Going Schemes.)</i>							
219.	Construction of F.C. Fort with 3 Nos : Picquets at Pareng Ghar (Mohmend Agency).	4.989	1.090	2.500	1.399	—	—
Total—(Mohmand Agency).				..	2.500	1.399	—
<i>(New Schemes.)</i>							
220.	Office Accommodation for Agency Accounts Officer at Ghallanay.	1.000	—	—	0.620	—	—
221.	Construction of Residential Accommodation for Grade 11—14 in Mohmend Agency.	2.106	—	—	2.106	—	—
Total (New Schemes)				..	—	2.726	—
Total (Mohmand Agency)				..	2.500	4.125	—
Khybar Agency							
<i>(On-Going Schemes.)</i>							
222.	Construction of Office/Residential Accommodation for Political Tehsildar Jamrud.	0.986	—	0.500	0.486	—	—
Total (Khyber Agency)				..	0.500	0.486	—
Kohat Division							
Divisional Programme							
<i>(On-Going Scheme.)</i>							
223.	Construction Residential Accommodation for Govt. Servants in FATA of Kohat Division	3.156	—	0.756	0.556	—	—
(i)	F. R. KOHAT			0.700	0.260	—	—
(ii)	ORAKZAI AGENCY (KALAYA)			0.544	0.340	—	—
(iii)	KURRAM AGENCY (SADDA)						
Total—(Divisional Programme)					2.000	1.156	—

(Million Rupees)

Sl. No.	Name, Location and Status of the Scheme	Total Cost (F.E.C.)	Estimated Expenditure upto June, 1982	Revised Estimates for 1982-83	Allocation for 1983-84		
					Total ADP	Foreign Exchange Component	
						Own Resources	Foreign Aid
1	2	3	4	5	6	7	8
FR Kohat							
<i>(New Schemes.)</i>							
224.	Acquisition of land for A.P.A. Headquarter at Darra Adam Khel (F. R. Kohat).	5.000	—	—	2.000	—	—
Total (F. R. Kohat) ..				—	2.000	—	—
Orakzai Agency							
<i>(New Schemes.)</i>							
225.	Construction of Rest House at Ghiljo ...	0.500	—	—	0.500	—	—
226.	Construction of Residential Accommodation for Grade 11—14 in Orakzai Agency.	2.268	—	—	2.268	—	—
Total (Orakzai Agency) ..				—	2.768	—	—
Kurram Agency							
<i>(On-Going Scheme.)</i>							
227.	Construction of Office & Residential accommodation for S.D.O. & his staff at Sadda (Kurram Agency).	2.034	0.400	0.801	0.833	—	—
Total (On-going Scheme) ..				0.801	0.833	—	—
<i>(New Scheme.)</i>							
228.	Construction of Residential Accommodation for Grade 11—14 in Kurram Agency.	2.134	—	—	2.134	—	—
Total (New Scheme) ..				—	2.134	—	—
Total (Kurram Agency) ..				0.801	2.967	—	—
D. I. Khan Division.							
Divisional Programme							
<i>(On-Going Schemes.)</i>							
229.	Construction of Residential accommodation for Govt. Servants in FATA of D. I. Khan Division.						
1.	North Waziristan Agency		—	0.575	0.225	—	—
2.	South Waziristan Agency	2.648	—	0.434	0.713	—	—
3.	F. R. Bannu		—	—	0.300	—	—
4.	F. R. D. I. Khan		—	0.291	0.110	—	—
Total (Divisional Programme) ..				1.300	1.348	—	—

(Million Rupees)

Sl. No.	Name, Location and Status of the Scheme	Total Cost (F.E.C.)	Estimated Expenditure upto June, 1982	Revised Estimates for 1982-83	Allocation for 1983-84		
					Total ADP	Foreign Exchange Component	
						Own Resources	Foreign Aid
1	2	3	4	5	6	7	8
FR Bannu							
<i>(On-Going Scheme.)</i>							
230.	Construction of F.C. Fort with 3 Nos. picquets at Nikori, F. R. Bannu. (Un-app.)	6.465	—	0.300	1.000	—	—
Total (On-going Scheme) ..				0.300	1.000	—	—
<i>(New Schemes.)</i>							
231.	Construction of Rest House in Daryoba Area at Gombati (Bannu F. R.). ..	0.500	—	—	0.500	—	—
Total (New Scheme) ..				—	0.500	—	—
Total (F. R. Bannu) ..				0.300	1.500	—	—
N. W. Agency							
<i>(On-Going Scheme.)</i>							
232.	Construction of Office & Residential accommodation for Agency Accounts Officer & his staff at Miranshah.	4.488	—	2.001	2.487	—	—
233.	Construction of Tehsil Head Quarter at Shewa.	2.038	—	0.979	1.059	—	—
Total (On-Going Schemes) ..				2.980	3.546	—	—
<i>(New Scheme.)</i>							
234.	Construction of Two Residential accommodation for A.P.A. and S.D.O. at Mirali.	1.000	—	—	0.500	—	—
Total (New Scheme) ..				—	0.500	—	—
Total (N. W. Agency) ..				2.980	4.046	—	—
S. W. Agency							
<i>(On-Going Schemes.)</i>							
235.	Construction of Tehsil Building at Sarkanda ..	2.322	0.281	0.741	1.300	—	—
236.	Construction of Residential ; Non-Residential accommodation for Agency Account Officer and his staff at Tank (S.W.A.).	4.625	—	1.012	1.827	—	—
Total (On-going Schemes) ..				1.753	3.127	—	—

(Million Rupees)

Sl. No.	Name, Location and Status of the Scheme	Total Cost (F.E.C.)	Estimated Expenditure upto June, 1982	Revised Estimates for 1982-83	Allocation for 1983-84		
					Total ADP	Foreign Exchange Component	
						Own Resources	Foreign Aid
1	2	3	4	5	6	7	8
<i>(New Schemes)</i>							
237.	Construction of Residential accommodation for Grade 11-14 in South Waziristais Agency.	2.268	—	—	2.268	—	—
238.	Provision of drainage system for P.A. Colony at Tank.	0.500	—	—	0.500	—	—
Total (New Schemes)				—	—	2.768	—
Total (S. W. Agency)				—	1.753	5.895	—
Sub total (Housing)					14.034	30.000	—
Total—(Physical Planning and Housing)					23.574	47.000	—
EDUCATION AND MANPOWER							
Provincial Programme							
<i>(On-going Schemes)</i>							
239.	Continuance of Award of Scholarships to the Students of Cadet College Razmak (1983-84). (Un-App.)	1.200	—	—	1.200	—	—
240.	Construction of Tribal Students Hostel at Ayub Medical College, Abbottabad for 100 Students. (Un-app.)	2.769	—	2.769	0.010	—	—
241.	Addition of Tribal Wing to 750 Students Hostel of Peshawar University. (Un-app.)	3.000	—	3.000	0.010	—	—
Total (On-Going Schemes)				..	5.769	1.220	—
<i>(New Schemes)</i>							
242.	Provision of building for Directorate of Education (FATA) Peshawar. (Un-app.)	4.900	—	—	2.150	—	—
Total (New Schemes)				..	—	2.150	—
Total—(Provincial Programme)					5.769	3.370	—
Peshawar Division.							
Divisional Programme							
<i>(On-Going Schemes.)</i>							
243.	Strengthening of Planning Cell in Commissioner's Office Peshawar Divisional Programme Peshawar Division (Un-app.)	0.231	0.108	0.100	0.200	—	—
		0.388					
244.	Continuance of scheme for Award of Scholarship to Tribal Students of Peshawar Division dg: 1983-84. (Un-app.)	3.300	—	—	3.300	—	—
245.	Continuance of Adult Edu. Programme dg. 1983-84 in Tribal Area of Peshawar Division (Un-app.)	0.140	—	—	0.040	—	—
246.	Continuance of In-Service Teachers Trg. Programme (81-82 to 83-84). (App.)	0.700	0.200	0.250	0.250	—	—
247.	Upgradation of 10-middle Schools to High/status in T/Area of Peshawar Division. (App.)	8.179	7.441	0.400	0.338	—	—
Total (On-Going Schemes)				..	0.750	4.128	—

(Million Rupees)

Sl. No.	Name, Location and Status of the Scheme	Total Cost (F.E.C.)	Estimated Expenditure upto June, 1982	Revised Estimates for 1982-83	Allocation for 1983-84		
					Total ADP	Foreign Exchange Component	
						Own Resources	Foreign Aid
1	2	3	4	5	6	7	8
<i>(New Schemes)</i>							
248.	Provision of Equipment/Furniture to 60-Existing Primary Schools in T/Area of Peshawar Division. (Un-app.)	0.180	—	—	0.180	—	—
249.	Provision of Equipment/Furniture to 15-Existing Middle Schools in T/Area of Peshawar Division. (B.)	0.075	—	—	0.075	—	—
250.	Provision of Equipment/Furniture to 15-Existing High Schools in T/Area of Peshawar Division. (Un-app.)	0.150	—	—	0.150	—	—
251.	Provision of Science Equipment/Furniture to 3-Existing Colleges in T/Area of Peshawar Division. (Un-app.)	0.375	—	—	0.375	—	—
252.	Provision of Equipment/Furniture to Agency Inspector of Schools Office Bajour Agency in Peshawar Division. (B.)	0.050	—	—	0.050	—	—
Total (New Schemes) :				..	—	0.830	—
Total (Divisional Programme)				..	0.750	4.958	—
Bajour Agency <i>(New Schemes)</i>							
253.	Establishment of 2-Primary Schools in Bajour Agency. (Un-app.)	0.288	—	—	0.288	—	—
254.	Construction of building for one Existing Middle Schools in Bajour Agency. (Un-app.)	0.500	—	—	0.500	—	—
255.	Construction of 4-Additional Class Rooms in Existing Schools in Bajour Agency. (Un-app.)	0.320	—	—	0.320	—	—
256.	Construction of 2-Residential Quarters for Teachers in Existing school in Bajour Agency. (Un-app.)	0.240	—	—	0.240	—	—
257.	Construction of Science Laboratory in one Existing High School in Bajour Agency. (Un-app.)	0.135	—	—	0.135	—	—
258.	Construction of Residential Accommodation for Agency Inspector of Schools and his staff in Bajour Agency. (Un-app.)	1.200	—	—	1.200	—	—
259.	Improvement of Existing Schools in Bajour Agency including Electrification and Water supply. (Un-app.)	0.500	—	—	0.500	—	—
Total (New Schemes)				..	—	3.183	—
Total (Bajour Agency)				..	—	3.183	—
Mohmand Agency <i>(New Schemes)</i>							
260.	Establishment of 2-Primary Schools in Mohmand Agency. (Un-app.)	0.278	—	—	0.278	—	—
261.	Construction of building for 4-Existing Primary Schools in Mohmand Agency. (Un-app.)	0.540	—	—	0.540	—	—
262.	Construction of building for 1-Existing Middle School in Mohmand Agency. (Un-app.)	0.700	—	—	0.700	—	—

(Million Rupees)

Sl. No.	Name, Location and Status of the Scheme	Total Cost (F.E.C.)	Estimated Expenditure upto June, 1982	Revised Estimates for 1982-83	Allocation for 1983-84			
					Total ADP	Foreign Exchange Component		
						Own Resources	Foreign Aid	
1	2	3	4	5	6	7	8	
263.	Upgradation of 2-Primary Schools to Middle Status in Mohmand Agency. (Un-app.)	1.030	—	—	1.030	—	—	
264.	Upgradation of One Existing Middle School to High status in Mohmand Agency. (Un-app.)	1.000	—	—	1.000	—	—	
265.	Construction of 4-Additional Class-rooms in existing schools in Mohmand Agency. (Un-app.)	0.320	—	—	0.320	—	—	
266.	Construction of 2-Residential Quarters for teachers in Existing Schools in Mohmand Agency. (Un-app.)	0.430	—	—	0.430	—	—	
267.	Improvement in existing Schools including Electrification and Water supply in Mohmand Agency. (Un-app.)	0.400	—	—	0.400	—	—	
Total (New Schemes)				..	—	4.698	—	—
Total (Mohmand Agency)				..	—	4.698	—	—
Khyber Agency								
<i>(New Schemes)</i>								
268.	Establishment of 3-Primary Schools in Khyber Agency. (Un-app.)	0.387	—	—	0.387	—	—	
269.	Construction of 4-Existing Primary Schools in Khyber Agency. (Un-app.)	0.500	—	—	0.500	—	—	
270.	Shifting & reconstruction of Govt. Primary School Ashraf Killi in Khyber Agency. (Un-app.)	0.129	—	—	0.129	—	—	
271.	Upgrading of 2-Primary Schools to Middle Status including one for Girls in Khyber Agency. (Un-app.)	1.430	—	—	1.430	—	—	
272.	Construction Science Laboratory in Existing One High School in Khyber Agency. (Un-app.)	0.165	—	—	0.165	—	—	
273.	Construction of 5-Additional Class rooms in Existing Schools in Khyber Agency. (Un-app.)	0.360	—	—	0.360	—	—	
274.	Construction of 2-Residential Quarters for Teachers in Existing Schools in Khyber. (Un-app.)	0.250	—	—	0.250	—	—	
275.	Improvement in Existing Schools including Electrification and Water Supply in Khyber Agency. (Un-app.)	0.700	—	—	0.700	—	—	
Total (New Schemes) :				...	—	3.921	—	—
Total (Khyber Agency)				...	—	3.921	—	—
Peshawar FR								
<i>(New Schemes)</i>								
276.	Establishment of 2-Primary Schools in Peshawar F. R. (Un-app.)	0.318	—	—	0.318	—	—	
277.	Construction of building for One Existing Primary School in Peshawar F. R. (Un-app.)	0.110	—	—	0.110	—	—	
278.	Construction of building for 1-Existing Middle School in Peshawar F. R. (Un-app.)	0.500	—	—	0.500	—	—	
279.	Upgrading of 1-Existing Middle School to High Status in Peshawar F. R. (Un-app.)	1.000	—	—	1.000	—	—	

(Million Rupees)

Sl. No.	Name, Location and Status of the Scheme	Total Cost (F.E.C.)	Estimated Expenditure upto June, 1982	Revised Estimates for 1982-83	Allocation for 1983-84		
					Total ADP	Foreign Exchange Component	
						Own Resources	Foreign Aid
1	2	3	4	5	6	7	8
280.	Upgrading of one Existing Primary School to Middle Status in Peshawar F. R. (Un-app.)	0.515	—	—	0.515	—	—
281.	Construction of 4-Additional Class-rooms in existing Schools in Peshawar F. R. (Un-app.)	0.280	—	—	0.280	—	—
282.	Construction of 4-Residential Quarters for Teachers in Existing Schools in Peshawar F.R. (Un-app.)	0.500	—	—	0.500	—	—
283.	Improvement in Existing Schools including Electrification/Water Supply in Peshawar F.R. (Un-app.)	0.400	—	—	0.400	—	—
Total (New Schemes) :		...		—	3.623	—	—
Total (Pashawar F. R.)		...		—	3.623	—	—
Kohat Division							
<i>(On-going Schemes)</i>							
284.	Continuance of Award of Scholarships to T/Students of Kohat Division during 1983-84. (Un-app.)	0.845	—	—	0.845	—	—
285.	Continuance of Adult Education Programme during 1983-84 in Tribal Area of Kohat Division. (Un-app.)	0.075	—	—	0.020	—	—
Total (On-going Schemes)		..		—	0.865	—	—
<i>(New Schemes)</i>							
286.	Provision of Equipment/Furniture to 40-Existing Primary Schools in Tribal Area of Kohat Division (Un-app.)	0.120	—	—	0.120	—	—
287.	Provision of Equipment/Furniture to 12-Existing Middle Schools in Tribal Area of Kohat Division (Un-app.)	0.060	—	—	0.060	—	—
288.	Provision of Equipment/Furniture to 12-Existing High Schools in Tribal Area of Kohat Division (Un-app.)	0.120	—	—	0.120	—	—
289.	Provision of Science Equipment/Furniture to 2-Existing Colleges in Tribal Area of Kohat Division: (Un-app.)	0.300	—	—	0.300	—	—
Total (New Schemes)		..		—	0.600	—	—
Total (Kohat Division)		..		—	1.465	—	—
Kohat FR							
<i>(On-going Schemes)</i>							
290.	Construction of building for Govt. High School for Chappar Kohat F. R. (App.)	1.988	0.500	1.088	0.400	—	—
Total (On-going Schemes)		..		1.088	0.400	—	—

(Million Rupees)

Sl. No.	Name, Location and Status of the Scheme	Total Cost (F.E.C.)	Estimated Expenditure upto June, 1982	Revised Estimates for 1982-83	Allocation for 1983-84		
					Total ADP	Foreign Exchange Component	
						Own Resources	Foreign Aid
1	2	3	4	5	6	7	8
<i>(New Schemes)</i>							
291.	Establishment of 3-Primary Schools in Kohat F. R. (Un-app).	0.387	—	—	0.387	—	—
292.	Construction of building for 3-Existing Primary Schools in Kohat F. R. (Un-app).	0.360	—	—	0.360	—	—
293.	Upgradation of 1-Primary School to Middle Status in Kohat F. R. (Un-app).	0.515	—	—	0.515	—	—
294.	Construction of Science Laboratory in one Existing High School in Kohat F.R. (Un-app).	0.150	—	—	0.150	—	—
295.	Upgrading of one Existing Middle School to High Status in Kohat F. R. (Un-app)	1.000	—	—	1.000	—	—
296.	Construction of 4-Additional Class-rooms in Existing Schools in Kohat F. R. (Un-app).	0.240	—	—	0.240	—	—
297.	Construction of 4-Residential Quarters for Teachers in Existing Schools in Kohat F. R. (Un-app).	0.400	—	—	0.400	—	—
298.	Improvement in Existing Schools including Electrification/Water Supply in Kohat F. R. (Un-app).	0.300	—	—	0.300	—	—
Total (New Schemes) :			..	—	3.352	—	—
Total (Kohat F.R.)			..	1.088	3.752	—	—
<i>(On-Going Schemes)</i>							
299.	Construction of 6-Additional Class rooms in Existing Schools in Orakzai Agency. (App.).	0.507	—	0.181	0.326	—	—
300.	Upgrading of Govt. Middle School Ghiljo to High Status in Orakzai Agency. (App.).	0.998	—	0.520	0.478	—	—
Total (On-Going Schemes) :			..	0.701	0.804	—	—
<i>(New Schemes)</i>							
301.	Establishment of 4-Primary Schools in Orakzai Agency. (Un-app.)	0.536	—	—	0.536	—	—
302.	Construction of building for 4-Existing Primary Schools in Orakzai Agency. (Un-app.).	0.520	—	—	0.520	—	—
303.	Upgrading of 2-Primary Schools to Middle status in Orakzai. (Un-app.).	1.030	—	—	1.030	—	—
304.	Construction of Science Laboratory in Existing High School in Orakzai. (Un-app.).	0.135	—	—	0.135	—	—
305.	Construction of 5-Additional Class rooms in Existing Schools in Orakzai Agency. (Un-app.).	0.350	—	—	0.350	—	—
306.	Construction of 4-Residential Quarters for Teachers in Existing Schools in Orakzai Agency. (Un-app).	0.560	—	—	0.560	—	—
307.	Upgrading of 1-Existing Middle School to High status in Orakzai. (Un-app.)	1.000	—	—	1.000	—	—
308.	Improvement in Existing Schools including Electrification/Water supply in Orakzai Agency. (Un-app.).	0.500	—	—	0.500	—	—
Total (New Schemes) :			..	—	4.631	—	—
Total (Orakzai Agency) :			..	0.701	5.435	—	—

(Million Rupees)

Sl. No.	Name, Location and Status of the Scheme	Total Cost (F.E.C.)	Estimated Expenditure upto June, 1982	Revised Estimates for 1982-83	Allocation for 1983-84		
					Total ADP	Foreign Exchange Component	
						Own Resources	Foreign Aid
1	2	3	4	5	6	7	8
Kurram Agency							
<i>(On-Going Schemes)</i>							
309.	Construction of Inter College Sadda in Kurram Agency. (App.).	5.000	0.350	2.561	2.089	—	—
310.	Construction of building for 5-Existing Primary Schools in Kurram Agency. (App.).	0.783	0.641	0.009	0.016	—	—
Total (On-Going Schemes): ..				2.570	2.105	—	—
<i>(New Schemes)</i>							
311.	Establishment of 4-Primary Schools in Kurram Agency. (Un-app.).	0.536	—	—	0.356	—	—
312.	Construction of building for 3-Existing Primary Schools in Kurram Agency. (Un-app.).	0.390	—	—	0.390	—	—
313.	Construction of building for 1-Existing Middle School in Kurram Agency. (Un-app.).	0.500	—	—	0.500	—	—
314.	Replacement of 2-Existing Primary School at Shalozan & Alam Sher in Kurram Agency (Un-app.).	0.450	—	—	0.450	—	—
315.	Upgrading of one Middle School to High status in Kurram Agency. (Un-app.).	1.000	—	—	1.000	—	—
316.	Construction of Zoology, Botony Laboratory and improvement at Govt. Degree College at Parachinar. (Un-app.).	1.000	—	—	1.000	—	—
317.	Improvement in Existing Schools including Electrification/Water supply in Kurram Agency. (Un-app.).	0.600	—	—	0.600	—	—
318.	Construction of Office for Agency Inspector of Schools & Residences for staff in Kurram Agency. (Un-app.).	0.700	—	—	0.700	—	—
Total (New Schemes): ..				—	5.176	—	—
Total (Kurram Agency):				2.570	7.218	—	—
D.I. Khan Division.							
<i>(On-going Schemes)</i>							
319.	Continuance of Award of S/ship to Tribal Students of D.I. Khan Division. (Un-app.).	2.400	—	—	2.400	—	—
320.	Continuance of Audit Education Programme in T/Area of D.I. Khan Division during 1983-84 to 1985-86. (Un-app.).	0.135	—	—	0.040	—	—
321.	Continuance of In-Service Teachers Training Programme in T/Area of D.I. Khan Division. (Un-app.).	0.440	0.130	0.140	0.170	—	—
Total—(On going Schemes) ...				0.140	2.610	—	—
<i>(New Schemes)</i>							
322.	Provision of Equipment/Furniture to 80-Existing Pry. Schools in T/Area of D.I. Khan Division. (Un-app.).	0.240	—	—	0.240	—	—
323.	Provision of Equipment/Furniture to 15-Existing Middle Schools in T/Area of D.I. Khan Division. (Un-app.).	0.075	—	—	0.075	—	—

(Million Rupees)

Sl. No.	Name, Location and Status of the Scheme	Total Cost (F.E.C.)	Estimated Expenditure upto June, 1982	Revised Estimates for 1982-83	Allocation for 1983-84		
					Total ADP	Foreign Exchange Component	
						Own Resources	Foreign Aid
1	2	3	4	5	6	7	8
324.	Provision of Science Equipment/Furniture to 3-Existing Colleges in T/Area of D.I. Khan Division. (Un-app).	0.450	—	—	0.450	—	—
325.	Provision of Equipment/Furniture to 15-Existing High Schools in T/Area of D.I. Khan Division. (Un-app).	0.150	—	—	0.150	—	—
	Total—(New Schemes)	...	—	—	0.915	—	—
	Total—(Div. D.I. Khan)	...	—	0.140	3.525	—	—
	N.W. Agency (New Schemes)						
326.	Establishment of 6-Primary Schools in North Waziristan Agency. (Un-app).	0.800	—	—	0.800	—	—
327.	Construction of Building for 4-Existing Schools in N.W. Agency. (Un-app).	0.520	—	—	0.520	—	—
328.	Upgrading of One Primary School to Middle Status in N.W. Agency. (Un-app).	0.515	—	—	0.515	—	—
329.	Upgrading of One Middle School to High Status in North Waziristan Agency. (Un-App).	1.000	—	—	1.000	—	—
330.	Construction of building for One Existing Middle School in N. W. Agency. (Un-app).	0.540	—	—	0.540	—	—
331.	Construction of 6-Additional Class-rooms in Existing Schools in N.W. Agency. (Un-app).	0.500	—	—	0.500	—	—
332.	Construction of 3-Residential Quarters for Teachers in Existing Schools in North Waziristan Agency. (Un-app).	0.450	—	—	0.450	—	—
333.	Provision of Tube-Well and Improvement in Degree College at Miranshah in North Waziristan Agency. (Un-app).	0.700	—	—	0.700	—	—
334.	Improvement of Existing Schools including Water Supply & Electrification in North Waz. Agency. (Un-app).	0.700	—	—	0.700	—	—
	Total—(N.W. Agency)	...	—	—	5.725	—	—
	Banu FR (On-gong Schemes)						
335.	Construction of building for Existing High School Kotka Habibullah Khan in Bannu F.R. (Un-app).	1.993	0.360	0.895	0.738	—	—
	Total (On-Going Scheme)	..	—	0.895	0.738	—	—
	(New Schemes)						
336.	Establishment of 2-Primary Schools (1-boys & 1-Girls) in Bannu F. R. (Un-app).	0.238	—	—	0.238	—	—
337.	Construction of building for 4-Existing Primary Schools in Bannu F.R. (Un-app).	0.460	—	—	0.460	—	—
338.	Upgrading of One Middle School to High status in Bannu F.R. (Un-app).	1.000	—	—	1.000	—	—
339.	Construction of 4-Addl. Class-rooms in Existing Schools in Bannu F.R. (Un-app).	0.260	—	—	0.260	—	—

(Million Rupees)

Sl. No.	Name, Location and Status of the Scheme.	Total Cost (F.E.C.)	Estimated Expenditure upto June, 1982	Revised Estimates for 1982-83	Allocation for 1983-84			
					Total ADP	Foreign Exchange Component		
						Own Resources	Foreign Aid	
1	2	3	4	5	6	7	8	
340.	Construction of 3-Residential Quarters for Teachers in Existing Schools in Bannu F.R. (Un-app).	0.345	—	—	0.345	—	—	
341.	Construction of building for One Existing Middle School in Bannu F.R. (Un-app).	0.500	—	—	0.500	—	—	
342.	Construction of building for Govt. High School Satti Killi Bannu F.R. (Un-app).	1.000	—	—	1.000	—	—	
343.	Improvement in Existing Schools including Water Supply & Electrification in Bannu F.R. (Un-app).	0.100	—	—	0.100	—	—	
	Total (New Schemes)	..	—	—	3.903	—	—	
	Total (Bannu F. R.)	..	—	0.895	4.641	—	—	
	<i>S.W. Agency (On-going Schemes)</i>							
344.	Construction of building for Existing High School, Zadrana in S. W. Agency. (Approved.)	1.043	0.150	0.393	0.500	—	—	
345.	Construction of Residences & Office for Agency Inspector of Schools, South Waziristan Agency at Tank. (Approved.)	1.500	—	—	0.700	—	—	
	Total (On-going Schemes)	..	—	0.393	1.200	—	—	
	<i>(New Schemes)</i>							
346.	Establishment of 4-Primary Schools in South Waziristan Agency. (Un-app).	0.616	—	—	0.616	—	—	
347.	Construction of building for One Existing High Schools in S. W. Agency. (Un-app).	0.800	—	—	0.800	—	—	
348.	Construction of 3-Residential Quarters for Teachers in Existing Schools in South Waziristan Agency. (Un-app).	0.900	—	—	0.900	—	—	
349.	Construction of Hostel for 40-Students in Govt. High School, Ladha in South Waz. Agency. (Un-app).	1.816	—	—	1.285	—	—	
350.	Construction of Residential Quarters & Compound Hall, Govt. Inter College Wana in South Waz. Agency. (Un-app).	2.000	—	—	0.800	—	—	
351.	Improvement of Existing Schools including Water Supply & Electrification in South Waz. Agency. (Un-app).	0.500	—	—	0.500	—	—	
	Total (New Schemes)	..	—	—	4.901	—	—	
	Total—(South Waziristan Agency)	..	—	0.893	6.101	—	—	
	<i>D. I. Khan F.R. (On-going Schemes)</i>							
352.	Upgrading of 1-Existing Middle School to High Status in D. I. Khan. F.R. (Approved).	0.845	—	0.315	0.530	—	—	
353.	Construction of 6-Addl. Class-rooms in Existing Schools in D. I. Khan F. R. (Approved).	0.478	—	0.360	0.118	—	—	
354.	Upgrading of 2-Primary Schools to Middle Status in D. I. Khan F.R. (Approved).	0.754	—	0.530	0.224	—	—	
355.	Construction of Office for Agency Inspector of Schools at D. I. Khan. (Approved.)	0.654	—	0.300	0.654	—	—	
		0.954	—	—	—	—	—	
	Total (On-Going Schemes)	..	—	1.505	1.526	—	—	

(Million Rupees)

Sl. No.	Name, Location and Status of the Scheme	Total Cost (R.E.C.)	Estimated Expenditure upto June, 1982	Revised Estimates for 1982-83	Allocation for 1983-84		
					Total ADP	Foreign Exchange Component	
						Own Resources	Foreign Aid
1	2	3	4	5	6	7	8
<i>(New Schemes)</i>							
356.	Establishment of 4-Primary Schools in D. I. Khan F. R. (B).	0.536	—	—	0.536	—	—
357.	Construction of Building for 5-Existing Primary Schools in D. I. Khan F. R. (B).	0.650	—	—	0.650	—	—
358.	Upgrading of 2-Primary Schools to Middle status in D. I. Khan F. R. (B).	1.030	—	—	1.030	—	—
359.	Construction of 6-Additional Class-room in Existing Schools in D. I. Khan F. R. (B).	0.480	—	—	0.480	—	—
360.	Improvement of Existing Schools including Water Supply and Electrification in D.I. Khan F. R. (B).	0.300	—	—	0.300	—	—
Total (New Schemes)			..	—	2.996	—	—
Total—(D. I. Khan F. R.)			..	1.505	4.522	—	—
<i>Provincial Programme</i>							
<i>(On-going Schemes)</i>							
361.	Construction of Hostel for N.W.F.P. University of Engineering & Technology, Peshawar, 250 Tribal Students.	14.493	—	1.091	7.600	—	—
Total (On-going Schemes)			...	1.091	7.600	—	—
Total—(Provincial Programme)			...	1.091	7.600	—	—
<i>Peshawar Division</i>							
<i>(On-going Schemes)</i>							
362.	Continuance of Schemes for award of Scholarship to Tribal Students of Peshawar Division during 1983-84.	0.382	—	—	0.382	—	—
Total (On-going Scheme)			..	—	0.382	—	—
Total (Peshawar Division)			..	—	0.382	—	—
<i>Bajour Agency</i>							
<i>(On-going Schemes)</i>							
363.	Construction of Building for Govt. Commercial Trg. Institute, Khar Bajaur Agency.	4.535	—	2.074	2.461	—	—
Total (On-going Schemes)			..	2.074	2.461	—	—
Total (Bajaur Agency)			..	2.074	2.461	—	—
<i>Mohmand Agency</i>							
<i>(On-going Schemes)</i>							
64.	Construction of Building & Provision of Equpt. for Govt. Commercial Training Institute, Ghalanzai Mohmand Agency.	4.998	0.327	2.000	2.671	—	—
Total (On-going Schemes)			..	2.000	2.671	—	—
Total (Mohmand Agency)			..	2.000	2.671	—	—

(Million Rupees)

Sl. No.	Name, Location and Status of the Scheme	Total Cost (F.E.C.)	Estimated Expenditure upto June, 1982	Revised Estimates for 1982-83	Allocation for 1983-84		
					Total ADP	Foreign Exchange Component	
						Own Resources	Foreign Aid
1	2	3	4	5	6	7	8
Khyber Agency							
<i>(On-going Schemes)</i>							
365.	Construction of Building & Provision of Equipment for Govt. Commercial Training Institute, Jamrud (Khyber Agency).	4.985	0.750	2.362	2.362	—	—
Total (On-going Schemes)				2.362	2.362	—	—
Total (Khyber Agency)				2.362	2.362	—	—
Kohat Division							
<i>(On-going)</i>							
366.	Continuance of Schemes for award of Scholarships to Tribal Students of Kohat Division during 1983-84.	0.159	—	—	0.159	—	—
Total (On-going Schemes)				—	0.159	—	—
Total (Kohat Division)				—	0.159	—	—
Kurram Agency							
<i>(On-going Schemes)</i>							
367.	Construction of Building for Govt. Commercial Training Institute, Parachinar (Kurram Agency).	4.998	—	2.184	2.184	—	—
Total (On-going Schemes)				...	2.184	2.184	—
Total (Kurram Agency)				...	2.184	2.184	—
Orakzai Agency							
<i>(New Schemes)</i>							
368.	Establishment of Govt. Vocational Institute at Kalaya, Orakzai Agency.	5.000	—	—	0.953	—	—
Total (New Schemes)				...	0.953	—	—
Total (Orakzai Agency)				...	0.953	—	—
D.I. Khan Division							
<i>(On-going)</i>							
369.	Continuance of Scheme for award of Scholarship to Tribal Students of D.I. Khan Division during 1983-84.	0.298	—	—	0.159	—	—
Total (On-going Scheme)				...	0.159	—	—
Total—(D.I. Khan Division)				...	0.159	—	—
Total—EDUCATION				23.033	85.900	—	—
HEALTH							
Peshawar Division							
<i>(On-going Schemes)</i>							
370.	World Food Programme FATA Peshawar Division. (B).	1.031	—	—	0.181	—	—
371.	Establishment of 2 Basic Health Units at Tour Kham Khyber Agency and Bora FR. (Peshawar).	1.646	—	0.400	1.236	—	—
Total (On-going Schemes)				..	0.400	1.417	—

(Million Rupees)

Sl. No.	Name, Location and Status of the Scheme	Total Cost (F.E.C.)	Estimated Expenditure upto June, 1982	Revised Estimates for 1982-83	Allocation for 1983-84		
					Total ADP	Foreign Exchange Component	
						Own Resources	Foreign Aid
1	2	3	4	5	6	7	8
<i>(New Schemes)</i>							
371.	Continuance of Scheme of Award of Scholarship Tribal Students in FATA, Peshawar.	0.900 (0.500)	—	—	0.900	—	—
Total (New Schemes)				..	—	0.900	—
Total—(Peshawar Division)				..	0.400	2.317	—
<i>Bajour Agency (On-going Schemes)</i>							
372.	Improvement and Up-gradation of 38 bedded Hospital, Khar into 68 Bedded Hospital with Blood Bank and Equipment. (un App).	3.757	0.805	1.478	1.474	—	—
Total (On-going Schemes)				..	1.478	1.474	—
<i>(New Schemes)</i>							
373.	Establishment of One Basic Health Unit in Bajour Agency. (un App).	1.000	—	—	0.500	—	—
Total (New Schemes)				..	—	0.500	—
Total—(Bajour Agency)				..	1.478	1.974	—
<i>Mohmand Agency (New Schemes)</i>							
374.	Construction of Dental Clinic, Blood Bank Unit and purchase of Eptt. Civil Hospital, Ghallanai. (B).	0.900	—	—	0.900	—	—
375.	Construction of Agency Surgeons office at Ghallanai. (B).	2.000	—	—	2.000	—	—
Total—(New Schemes)				..	—	2.900	—
Total—(Mohmand Agency)				..	—	2.900	—
<i>Khyber Agency (On-going Schemes)</i>							
376.	Training of Health Auxiliaries in Khyber Agency(un-App).	0.500	—	—	0.100	—	—
Total (On-going Scheme)				...	—	0.100	—
<i>New Schemes</i>							
377.	Construction of Dental Unit in Ag. Headquarter Hospital, Landikotal & purchase of Equipment. (un-App)	0.500	—	—	0.500	—	—
378.	Providing of Water Supply in existing Basic Health Units in Khyber Agency (B).	0.400	—	—	0.400	—	—
379.	Establishment of one Basic Health Unit in Khyber Agency. (un App)	1.00	—	—	0.500	—	—
Total—(New Schemes)				..	—	1.400	—
Total—(Khyber Agency)				..	—	1.500	—

Sl. No.	Name, Location and Status of the Scheme	Total Cost (F.E.C.)	Estimated Expenditure up to June, 1982	Revised Estimates for 1982-83	Allocation for 1983-84		
					Total ADP	Foreign Exchange Component	
						Own Resources	Foreign Aid
1	2	3	4	5	6	7	8
Kohat Division (On-going Schemes)							
380.	Establishment of Three, Basic Health Unit in Kohat Division at :	2.790					
	(1) Suleman Khel.			0.392	2.398	—	—
	(2) Ghusagarai Kurram Agency						
	(3) Soni Khel F. R. Kohat (Ayprood.)						
	Total—(On-going Schemes)			0.392	2.398	—	—
(New Schemes)							
381.	World Food Programme in FATA of Kohat Division (B).	0.240	—	—	0.060	—	—
382.	Continuance of Scheme of Award of Scholarship to Tribal Students of FATA Kohat Division (un App). (0.253)	0.295	—	—	0.548	—	—
	Total—(New Schemes)			—	0.608	—	—
	Total—(Kohat Division)			0.392	3.006	—	—
FR Kohat (On-going Schemes)							
383.	Upgrading of Dispensary into Basic Health Unit Bosti-Khel, in F. R. Kohat. (App)	0.620	—	0.420	0.200	—	—
	Total (On going Schemes)			0.420	0.200	—	—
(New Schemes)							
384.	Establishment of One Basic Health Unit at Jawaki in F. R. Kohat. (un App).	1.00	—	—	0.500	—	—
385.	Provision of Electricity Water Supply Sanitary Installation in Basic Health Unit at Torchapar in F. R. Kohat. (un App).	0.300	—	—	0.300	—	—
	Total—(New Schemes)			—	0.800	—	—
	Total—(F. R. Kohat)			0.420	1.000	—	—
Orakzai Agency (New Schemes)							
386.	Establishment of One Basic Health Unit at Dana Khula Orakzai Agency. (un App)	1.000	—	—	0.500	—	—
387.	Construction of Dental Clinic, Blood Bank Unit and Purchase of equipment at Civil Hospital Kalaya. (un App.)	0.900	—	—	0.900	—	—
	Total—(New Schemes)			—	1.400	—	—
	Total—(Orakzai Agency)			—	1.400	—	—
Kurram Agency (On-going Schemes)							
388.	Training of Health Auxiliaries in Kurram Agency. (un App).	0.500	—	—	0.100	—	—
	Total (On-going Scheme)			—	0.100	—	—

(Million Rupees)

Sl. No.	Name, Location and Status of the Scheme	Total Cost (F.E.C.)	Estimated Expenditure upto June, 1982	Revised Estimates for 1982-83	Allocation for 1983-84				
					Total ADP	Foreign Component		Exchange	Foreign Aid
						Own Resources	Foreign		
1	2	3	4	5	6	7	8		
<i>(New Schemes)</i>									
389.	Establishment of One Basic Health Unit Malikhel in Kurram Agency. (un App).	1.000	—	—	0.500	—	—		
390.	Provision of Water Supply S/I in 3 Basic Health Units at :	0.900	—	—	0.900	—	—		
	(1) Tari Mangal.								
	(2) Anguri								
	(3) Jalander								
Total—(New Schemes)				—	1.400	—	—		
Total—(Kurram Agency)				—	1.500	—	—		
<i>D.I. Khan Division (On-going Schemes)</i>									
391.	World Food Programme in D. I. Khan District (un App).	0.480	—	—	0.080	—	—		
392.	Establishment of 4 Basic Health Units in D. I. Khan Division at :	3.167	—	1.202	1.965	—	—		
	(1) Kotka Ghazi Marjan F. R. Bannu.								
	(2) Adat Khan North Waziristan.								
	(3) Kōtak Sarwar Jan Baka Khel F. R. Bannu								
	(4) Birmal South Waziristan (Approved.)								
Total—(On-going Schemes)				1.202	2.045	—	—		
<i>(New Scheme)</i>									
393.	Continuance of Scheme of award of Scholarship to tribal students of FATA D. I. Khan Div. (un App.)	0.775 0.379	—	—	0.775	—	—		
Total—(New Schemes)				—	0.775	—	—		
Total —(Divisional Programme)				1.202	2.820	—	—		
<i>N. W. Agency (On-going Schemes)</i>									
394.	Construction of Blood Bank Unit for Ag. Head-quarter Hospital, Miransha (App).	0.473	—	0.273	0.200	—	—		
395.	Construction of 10. Bedded Hospital Shewa. (App.)	2.507	0.200	1.007	0.600	—	—		
Total—(On-going Schemes)				1.280	0.800	—	—		
<i>(New Schemes)</i>									
396.	Establishment of 1 - Basic Health Unit in North Waziristan Agency. (App.)	1.000	—	—	0.500	—	—		
Total—(New Scheme)				—	0.500	—	—		
Total (North Waziristan Agency)				1.280	1.300	—	—		

(Million Rupees)

Sl. No.	Name, Location and Status of the Scheme	Total Cost (F.E.C.)	Estimated Expenditure upto June, 1982	Revised Estimates for 1982-83	Allocation for 1983-84		
					Total ADP	Foreign Exchange Component	
						Own Resources	Foreign Aid
1	2	3	4	5	6	7	8
Banneit FR							
<i>(On-going Schemes)</i>							
397.	Upgrading of Civil Dispensary Gabar Bagh into Basic Health Unit in F. R. Bannu. (App.)	1.000	—	0.320	0.680	—	—
Total—(On-going Scheme)				0.320	0.680	—	—
<i>(New Schemes)</i>							
398.	Establishment of One Basic Health Unit at Jani-Khel Coloney F R. Bannu. (App.)	1.000	—	—	0.500	—	—
Total—(New Schemes)				—	0.500	—	—
Total (Bannu F. R.)				0.320	1.180	—	—
S.W. Agency							
<i>(New Schemes)</i>							
399.	Establishment of One Basic Health Unit at Chalcivisti (Hazrat Bilal Kot) in South Waziristan (un App.)	1.000	—	—	0.500	—	—
400.	Construction of Agency Surgeon Office at Wana (B).	2.000	—	—	2.000	—	—
Total—New Schemes				—	2.500	—	—
Total (South Waziristan Agency)				—	2.500	—	—
D. I. Khan F.R.							
<i>(On-going Schemes)</i>							
401.	Improvement of Civil Hospital Darazinda (App.)	2.370	0.297	0.863	1.218	—	—
402.	Establishment of Basic Health Unit Moghal Kot (App.)	0.505	0.040	0.200	0.265	—	—
403.	Upgrading of Civil Dispensary Kirriwan into Basic Health Unit. (App)	0.740	—	0.620	0.120	—	—
Total—On-going Scheme)				—	1.683	1.603	—
Total (D. I. Khan F. R.)				—	1.683	1.603	—
Total—HEALTH				—	7.175	25.000	—
RURAL DEVELOPMENT :							
Bajaur Agency :							
404.	Continuance of Rural Development Programme Technical Staff. (un-App.)	0.605	0.175	0.106	0.109	—	—
405.	Execution of Rural Works Programme (un-app)	8.164	8.873	1.304	1.619	—	—
Total (Bajour Agency)				—	1.370	1.728	—
Mohmand Agency :							
406.	Continuance of Rural Development Programme Technical Staff. (un-App.)	3.363	0.150	0.095	0.100	—	—
407.	Execution of Rural Works Programme (un App)	9.111	2.131	1.239	1.663	—	—
Total A Mohmand Agency ..				—	1.334	1.763	—

(Million Rupees)


Sl. No.	Name, Location and Status of the Scheme	Total Cost (F.B.C.)	Estimated Expenditure upto June, 1982	Revised Estimates for 1982-83	Allocation for 1983-84		
					Total ADP	Foreign Exchange Component	
						Own Resources	Foreign Aid
1	2	3	4	5	6	7	8
Khyber Agency : (On-going Schemes)							
408.	Continuance of Rural Development Programme Technical Staff (Un-App.)	0.608	0.150	0.104	0.106	—	—
409.	Execution of Rural Works Programme	9.127	2.113	1.276	1.649	—	—
Total (Khyber Agency)				1.380	1.755	—	—
Peshawar F. R. : (On-going Schemes)							
410.	Continuance of Rural Development Programme Technical Staff (Un-App.)	0.415	0.105	0.058	0.060	—	—
411.	Execution of Rural Works Programme	4.041	1.196	0.619	0.911	—	—
Total (Peshawar F.R.)				0.677	0.971	—	—
Orakzai Agency : (On-going Schemes)							
412.	Continuance of Rural Development Programme Technical Staff (Un-App.)	0.502	0.133	0.106	0.109	—	—
413.	Execution of Rural Works Programme	7.708	1.803	1.097	1.411	—	—
Total (Orakzai Agency)				1.203	1.520	—	—
Kurram Agency : (On-going Schemes)							
414.	Continuance of Rural Development Programme Technical Staff (Un-App.)	0.646	0.150	0.089	0.100	—	—
415.	Execution of Rural Works Programme	18.525	1.824	3.422	1.429	—	—
416.	Continuance of IRDP Markaz)Paruchinar	4.092	0.869	0.171	0.500	—	—
Total (Kurram Agency)				3.682	2.029	—	—
Kohat F.R. : (On-going Schemes)							
417.	Continuance of Rural Development Programme Technical Staff (Un-App.)	0.287	0.064	0.051	0.053	—	—
418.	Execution of Rural Works Programme	4.852	1.171	0.618	0.922	—	—
Total (Kohat F.R.)				0.669	0.975	—	—
Bannu F.R. : (On-going Schemes)							
419.	Continuance of Rural Development Programme Technical Staff (Un-App.)	0.215	0.073	0.038	0.040	—	—
420.	Execution of Rural Works Programme	5.135	1.183	0.076	0.931	—	—
Total (Bannu F.R.)				0.114	0.971	—	—

(Million Rupees)

Sl. No.	Name, Location and Status of the Scheme	Total Cost (F.E.C.)	Estimated Expenditure upto June, 1982	Revised Estimates for 1982-83	Allocation for 1983-84		
					Total ADP	Foreign Exchange Component	
						Own Resources	Foreign Aid
1	2	3	4	5	6	7	8
North Waziristan Agency : (On-going Schemes)							
421.	Continuance of Rural Development Programme Technical Staff (Un-App.)	0.916	0.241	0.152	0.162	—	—
422.	Execution of Rural Works Programme ..	7.409	1.741	1.046	1.363	—	—
Total (N. W. Agency) ..				1.198	1.525	—	—
South Waziristan Agency : (On-going Schemes)							
423.	Continuance of Rural Development Programme Technical Staff (Un-App.)	1.208	0.302	0.189	0.193	—	—
424.	Execution of Rural Works Programme ..	7.982	1.907	1.131	1.491	—	—
Total (S. W. Agency) ..				1.320	1.684	—	—
D. I. Khan F.R. : (On-going Scheme)							
425.	Continuance of Rural Development Programme Technical Staff (Un-App.)	0.626	0.154	0.086	0.008	—	—
426.	Execution of Rural Works Programme ..	5.236	1.259	0.682	0.991	—	—
Total (D. I. Khan F.R.) ..				0.768	1.079	—	—
Total—(RURAL DEVELOPMENT) ..				13.755	16.000	—	—
TOTAL (FATA)				385.557	390.000	7.515	—

**FEDERALLY ADMINISTERED TRIBAL AREAS
DEVELOPMENT CORPORATION (FATADC)**

(267-268)



FATA DC

(Abstract)

(Million Rupees)


Sl. No.	Sector	Allocation for 1983-84	Foreign Exchange Component		
			Total	Own Resources	Foreign Aid
1.	Agriculture	0.100	—	—	—
2.	Water	87.000	—	—	—
3.	Industry	7.370	—	—	—
4.	Minerals	4.100	—	—	—
5.	Physical Planning and Housing	11.430	—	—	—
	Total	110.000	6.190	6.190*	—

*Breakup is not available.

(269-270)

**D. PROGRAMME OF AUTONOMOUS BODIES AND COMMERCIAL
DEPARTMENTS**

(271-272)




**ALLOCATIONS BY COMMERCIAL DEPARTMENTS AND
AUTONOMOUS BODIES**

(Summary)

(Million Rs.)


Sl. No.	Executing Authorities	Allocation for 1983-84	Foreign	Ex change	Component
			Total	Own Resources	Foreign Aid
1	2	3	4	5	6
1.	Water and Power Dev. Authority	7,161.195	3121.345	334.572	2786.773
	(i) WAPDA—Water	1718.492	498.300	11.500	486.800
	(ii) WAPDA—Power	5442.703	2623.045	323.072	2299.973
2.	PASMIC	1881.800	1178.330	268.330	910.000
3.	State Cement Corp.	77.400	—	—	—
4.	PIDC Mineral	18.257	7.550	—	7.550
5.	PMDC	95.720	26.000	18.000	8.000
6.	Resource Dev. Corporation	10.320	—	—	—
7.	Gemstone Corporation of Pakistan	13.601	2.350	2.350	—
8.	T & T Deptt.	1646.672	867.654	470.000	397.654
9.	Pak. Railways	1442.220	505.635	32.635	473.000
10.	PBC	37.796	1.470	1.470	—
11.	PTVC	111.800	25.200	25.200	—
Total (Commercial Departments/Autonomous Bodies)		12,496.781	5735.534	1152.557	4582.977

(273-274)



WATER AND POWER DEVELOPMENT AUTHORITY (WAPDA)

(275-276)



WATER AND POWER DEVELOPMENT AUTHORITY (WAPDA)

(Million Rupees)

Sl. No.	Name, Location and Status of the Scheme	Total Cost (F.E.C.)	Estimated Expenditure up to June, 1982	Revised Estimates for 1982-83	Allocation for 1983-84		
					Total ADP	Foreign Exchange Component	
						Own Resources	Foreign Aid
1	2	3	4	5	6	7	8
A. WAPDA (Water)							
I. Water Development Schemes							
1.	Khanpur Dam (App.)	1203 (84)	914.454	275.000	43.000	—	—
2.	Karachi Irrigation (Remedial) (App.)	159 (8)	89.422	69.410	34.400	—	—
3.	Chashma Right Canal Bank (App.)	3478 (503)	248.417	263.195	369.700	—	30.000 (EEC, ADB)
Total (Water Dev. Schemes)				607.605	447.100	—	30.000
II. Accelerated Programme							
(i) (Punjab/AJK)							
(On-going)							
4.	SCARP-II (Un-app.)	1537 (237)	1330.042	100.000	75.250	—	—
5.	A.W.L. along C.J. Link (App.)	45 (2)	20.292	10.000	—	—	—
6.	Panjnad Abbasia Unit-II (App.)	1882 (432)	142.443	126.362	211.721	—	114.900 (IDA/UNDP)
7.	R/R of Tubewells (App.)	218 (22)	96.849	31.000	43.000	—	—
8.	A.W.L. along TSME Link (App.)	57	15.650	17.000	—	—	—
9.	A.W.L. along RQB Link (App.)	59	40.539	0.495	—	—	—
10.	Shorkot Kamalia	—	58.772	0.600	—	—	—
11.	Lower Rechna (Khairwala) (Un-App.)	195 (3)	51.778	24.434	28.667	—	—
12.	Fordwah Sadiqia Unit-II (App.)	127	7.065	19.000	20.067	—	—
13.	C.B.D.C. (Pandoki) (App.)	151 (9)	11.747	29.382	28.667	—	—
Total (On-going)				358.237	407.372	—	114.900
(New)							
14.	Lower Rechna Remaining (Un-App.)	1500	—	—	64.500	—	—
15.	Khari SCARP AJK	NA	—	—	1.433	—	—
Total (New)				—	65.933	—	—

(Million Rupees)

Sl. No.	Name, Location and Status of the Scheme	Total Cost (F.E.C.)	Estimated Expenditure up to June, 1982	Revised Estimates for 1982-83	Allocation for 1983-84		
					Total ADP	Foreign Exchange Component	
						Own Resources	Foreign Aid
1	2	3	4	5	6	7	8
16.	Planning of SCARPs			—	21.500	—	—
			Total (Punjab/AJK)	358.273	494.805	—	114.900
	(ii) SIND (On-going)						
17.	L.B.O.D. (Un-App.)	3577 (1239)	451.328	101.000	215.000	—	—
18.	East Khairpur Tile (App.)	372 (179)	230.318	52.500	88.890	—	60.787 (EEC, IDA)
19.	Kotri Surface Drain (App.)	250 (23)	175.906	30.400	28.667	—	—
20.	North Dadu Drain (App.)	321 (16)	80.136	34.490	25.083	—	—
21.	Rohri South FGW (Un-App.)	935 (371)	133.790	114.063	99.444	—	98.037 (ADB, IFAD)
22.	Ghotki FGW (App.)	769 (648)	167.502	35.840	44.397	—	30.226
23.	R/R of Tubewells (App.)	37	17.914	8.580	5.733	—	—
			Total (On-going)	376.873	507.214	—	189.050
24.	Planning of SCARPs	—	59.353	9.500	8.600	—	—
			Total (Sind)	386.373	515.814	—	189.050
	(iii) N.W.F.P. (On-going)						
25.	Mardan SCARP (App.)	1790 (663)	56.061	106.215	177.547	—	146.050 (IDA, UNDP)
26.	Pabbi Phase-II (App.)	55	61.912	3.061	—	—	—
27.	Jue-i-Sheikh Unit (App.)	52	51.343	3.850	—	—	—
28.	Bannu SCARP (App.)	94 (20)	94.336	1.800	—	—	—
			Total (On-going)	114.926	177.547	—	146.050
	(New)						
29.	Pehur Surface Drain (Un-App.)	20	—	—	0.717	—	—
30.	SCARP Swabi (Un-App.)	4987	—	—	0.717	—	—
31.	Paharpur SCARP Surface Drain and Private T/Ws Elect. (Un-App.)	100	—	—	3.583	—	—
			(Total New)	—	5.017	—	—

(Million Rupees)

Sl. No.	Name, Location and Status of the Scheme	Total Cost (F.E.C.)	Estimated Expenditure up to June, 1982	Revised Estimates for 1982-83	Allocation for 1983-84		
					Total ADP	Foreign Exchange Component	
						Own Resources	Foreign Aid
1	2	3	4	5	6	7	8
32.	Planning of SCARPs	—	59.017	10.870	9.317	—	—
	Total (NWFP)			125.796	191.881	—	146.050
	Total (Accelerated Programme)			842.342	1202.500	—	450.000
III. Investigations							
33.	Mona Reclamation (Un-App.)	71 (23)	10.662	6.200	10.328	6.500	—
34.	Water Management at Mona (App.)	13	10.275	2.157	—	—	—
35.	Lower Indus W.M. (Un-App.)	26 (1)	3.336	2.610	2.430	—	—
36.	Prototype Research in Alluvial Channel (App.)	18	6.448	4.300	2.430	—	—
37.	Improvement of River Flow Forecasting and Flood Warning Systems of Indus Basin.	15 (4)	7.187	4.027	3.079	—	0.800 (UNDP)
38.	Monitoring of Salinity control and Reclamation Project (App.)	160 (13)	90.289	17.200	17.284	—	—
39.	Water Resources Development and Management Planning in Baluchistan	76	—	7.140	9.113	—	—
40.	Perspective Planning	80	—	10.166	7.292	—	—
41.	UNDP Umbrella Programme						
	(a) SCARP Transition	NA	—	4.000	1.000	—	1.000 (W.B. grant)
	(b) Common Water Management	NA	—	6.900	1.500	—	1.500 (W.B. grant)
	(c) Private T/Ws Electrification	NA	—	1.500	3.500	—	3.500 (W.B. grant)
42.	Pre-feasibility and Feasibility Studies for Inter-Provincial Projects	50	—	4.816	4.860	—	—
43.	Gomal Zam Project.	NA	—	8.600	6.076	5.000	—
	Total (Investigations)			79.616	68.892	11.500	6.800
	Total (WAPDA—Water)			1529.563	1718.492	11.500	486.800

(B) WAPDA (Power) :**I. Generation :***(On-going Schemes)*

1.	Guddu Thermal Power Station Stage-II. (Approved)	1905.910 (572.000)	1631.994	24.218	11.398	—	—
2.	Mangla Hydro Electric Power Station (Units 7-8)(Approved)	706.000 (342.000)	510.077	16.895 (342.00)	5.893	4.500	—
3.	Tarbela Hydro Electric Power Station (Unit 5—8)(Approved)	2872.000 (1284.000)	2086.292	266.985	96.577	—	—

Sl. No.	Name, Location and Status of the Scheme	Total Cost (F.E.C.)	Estimated Expenditure up to June, 1982	Revised Estimates for 1982-83	Allocation for 1983-84		
					Total ADP	Foreign Exchange Component	
						Own Resources	Foreign Aid
1	2	3	4	5	6	7	8
4.	Tarbela Hydro Elect. Power Stn. (Units 1—4) (Approved)	493.410 (359.710)	536.489	7.769	4.426	3.072	—
5.	Warsak Hydro Electric Power Station (Units 5 & 6) (Approved)	258.000 (124.000)	212.016	6.960	3.291	—	—
6.	50MW Gas Turbine Power Station Kotri Ext. (Units 5 & 6) (Approved)	210.000 (109.000)	182.696	15.565	—	—	—
7.	25MW Gas Turbine Power Stn. Quetta Ext. (Unit-6) (Approved)	118.000 (60.000)	1.027	36.370	59.867	—	—
8.	300MW Larkana Coal Fired Power Station PC-II (App.) IC-I Cost (Under preparation).	3163.962 (1252.335)	1.742	12.007	123.559	—	—
9.	Tarbela Hydro Electric Power Stn. (Units 9-10) (Approved)	1830.000 (830.000)	24.336	418.484	444.312	—	—
10.	Tarbela Hydro Electric Power Stn. (Units 11—14) (Un-Approved)	—	—	17.431	20.351	—	—
11.	450MW Gas Turbine Power Stn. with Combined Cycle Power Plant at Guddu (Un-Approved).	4459.000 (2343.000)	—	7.331	210.612	—	—
12.	Mini Coal Fired Power Stn. in Baluchistan (Duki). (Un-approved)	18.000 (9.700)	—	5.180	35.102	—	—
13.	Guddu Thermal Power Stn. (Unit-4). 210MW	2018.000 (837.790)	0.174	78.935	298.366	—	—
14.	Jamshoro Steam Power Stn. Oil Fired (Un-approved)	5000.000	—	2.080	140.408	—	—
15.	Chitral Hydel Power Stn. (Phase-II) (Approved)	16.240 (2.100)	9.775	11.352	1.264	—	—
16.	10MW Hydro Electric Power Stn. Gilgit PC-I (Approved)	6.400 (0.500)	7.062	28.025	35.102	—	—
17.	Kala Bagh Dam Project. (Power Sector) (Un-approved)	214.600 (49.170)	134.478	169.856	179.565	—	—
18.	Chitral Hydel Power Stn. Investigation (PC-II) (Approved)	12.350 (1.000)	0.336	4.100	4.914	—	—
19.	P & I of Major Hydro Electric Power Schemes	—	—	50.618	63.183	—	—
20.	Power Station, Multan	—	—	—	75.820	—	—
Total—(On-going Schemes)				1180.161	1814.010	3.072	—

(Million Rupees)


Sl. No.	Name, Location and Status of the Scheme	Total Cost (F.E.C.)	Estimated Expenditure up to June, 1982	Revised Estimates for 1982-83	Allocation for 1983-84		
					Total ADP	Own Resources	Foreign Exchange Component Foreign Aid
1	2	3	4	5	6	7	8
<i>(New Schemes)</i>							
21.	Mangla Hydro Electric P/Stn. (Unit 9-10)	1.350 (0.600)	—	1.663	1.163	—	—
22.	Barge Mounted 100MW Unit	—	—	—	105.310	—	—
23.	Feasibility Study of Low Head Hydro Power Barrages and Canal Falls (Stage-I) (Un-app).	4.550 (1.024)	—	1.820	1.900	—	—
24.	Guddu Thermal Power Stn. (Un-approved) ..	—	—	—	70.200	—	—
25.	Thal Reservoir Project. (Un-approved) ..	—	—	—	7.020	—	—
Total—(New Schemes)				3.483	185.593	—	—
Total—(Generation)				1183.644	1999.603	83.072	1049.256
II. Transmission :							
<i>(On-going)</i>							
26.	500 KV Tarbela Faisalabad T/Line. (Approved)	1087.490 (451.290)	1032.551	2.647	5.424	—	4.112 CIDA
27.	500 KV Faisalabad-Multan-Guddu-Karachi T/Line. (Approved)	3910.000 (1810.000)	1329.301	411.273	364.348	—	258.443 Kuwait 90.610 Japan 6171.833 France=50.000.
28.	2nd 500 KV Tarbela Faisalabad T/Line (Approved)	1356.410 (570.860)	10.740	26.504	149.783	—	114.709 (CIDA Loan)
29.	220 KV Tarbela-Wah (Burhan) T/Line (Approved)	186.396 (81.277)	172.978	1.630	0.342	—	—
30.	220 KV D/C Tarbela-Mardan T/Line (Approved)	268.000 (84.000)	142.965	51.451	8.260	—	2.187 (Chinese)
31.	Guddu-Sibbi-Quetta T/Line. (Approved) ..	335.000 (76.000)	322.236	0.508	1.711	—	—
32.	Power Development in A.K. (Approved) ..	294.000 (50.000)	197.423	45.832	38.799	—	7.340 (Norwegian Loan Grant)
33.	220 KV Faisalabad-Sahiwal T/Line ..	370.000 (154.000)	1.959	10.850	132.025	—	98.938 (ADB Loan)
34.	Mangla (Extension) T/Line (Approved) ..	280.000 (149.000)	328.603	0.510	0.140	—	—
35.	Modernization of load Despatch Project (Approved)	500.000 (240.000)	0.735	9.963	38.548	—	29.988 (ADB Loan)
Total—(On-going)				561.168	739.380	—	515.717

(Million Rupees)

Sl. No.	Name, Location and Status of the Scheme	Total Cost (F.E.C.)	Estimated Expenditure up to June, 1982	Revised Estimates for 1982-83	Allocation for 1983-84		
					Total ADP	Foreign Exchange Component	
						Own Resources	Foreign Aid
1	2	3	4	5	6	7	8
37.	220 KV D/C Mardan-Peshawar T/Line. .. (Un-approved)	311.000 (123.000)	—	4.694	6.225	—	—
38.	220 KV D/C Dadu-Khuzdar T/L. .. (Un-approved)	616.000 (217.000)	—	2.000	8.696	—	6.000 Germany
(New Schemes) :							
39.	220 KV D/C Faisalabad Ldewala-Daud Khel T/Line ..	—	—	—	6.740	—	—
40.	2nd 500 KV Faisalabad Multan-Guddu T/L.	—	—	—			
41.	3rd 500 KV T/L from Tarbeja ..	—	—	—			
Total—(New) ..				6.694	21.661	—	6.000
Total—(Transmission)				567.862	761.041	—	521.717
III. Secondary Transmission :							
42.	Secondary Transmission & Grid Stn. Project .. (Approved)	(7389.600 1808.720)	4109.261	1465.621	1354.960	200.000	493.998 (ADB = 222.351 IDA = 107.752 EEC = 54.425 KFW = 109.460)
Total—(Secondary Transmission) ..				1465.621	1354.960	200.000	993.998
IV. Distribution :							
43.	Distribution of Power (Approved) ..	4100.000 (560.000)	3161.733	1048.300	1022.320	40.000	—
44.	Rural Electrification (ADB Loan) ..	642.000 (350.000)	1.178	196.700	289.780	—	250.000 (ADB Loan)
45.	Rural Electrification (US. AID Loan) ..	1200.000 (95.000)	—	—	15.000	—	15.000
Total—(Distribution)				1245.000	1327.100	40.000	265.000
Total—(WAPDA-Power)				4462.127	5442.703	323.072	2299.973
Total—(WAPDA) ..				5991.771	7161.195	334.572	2786.773

INDUSTRIAL AND MINERAL DEVELOPMENT CORPORATIONS

283-284



INDUSTRIAL AND MINERAL DEVELOPMENT CORPORATIONS

(Million Rupees)


Sl. No.	Name, Location and Status of the Scheme	Total Cost (F.E.C.)	Estimated Expenditure upto June, 1982	Revised Estimates for 1982-83	Allocation for 1983-84		
					Total ADP	Foreign Exchange Component	
						Own Resources	Foreign Aid
1	2	3	4	5	6	7	8
A. PRODUCTION DIVISION :							
I. Pakistan Steel Mills Corporation (PASMIC) :							
1.	Pakistan Steel Mills Karachi (Approved)	19350.000	19233.000	2600.000*	1881.800	268.330	910.000
	(Revised un-app.)	25419.000 (9520.000)					
	Total—(PASMIC)			2600.000	1881.800	268.330	910.000
II. State Cement Corporation (SCCP) :							
4.	D. G. Khan Cement Project (Revised .. Un-app.)	814.000 (431.000)	42.000	181.000	77.400	—	—
	App. Rev.	1390.000 (700.000)					
5.	Pak Cement Project Mainwali. (Approved)	432.000 (100.000)	—	40.000			
	Total—(SCCP)			221.000	77.400	—	—
IV. Pakistan Industrial Dev. Corporation (PIDC—Minerals) :							
6.	Iron Ore Exploration Project in Distt. Chagai, Baluchistan (Un-app.)	37.083 (9.725)	—	—	18.257	—	7.550
	Total—(PIDC)			—	18.257	—	7.550
B. MINISTRY OF PETROLEUM AND NATURAL RESOURCES :							
V. Pakistan Mineral Development Corporation (PMDC) :							
7.	Exploration of Good Hope Area, Degari, Baluchistan (Approved)	6.000	—	0.500	95.720	18.000	8.000
8.	Development of New Rock Salt Mines Punjab (Un-approved)	71.209 (18.929)	—	19.668			
9.	Salt Iodization Plant, Khewra (Un-approved)	8.267 (1.221)	—	0.500			
10.	Salt Solution Mining Project—Detailed Planning and Designing of Salt Solution mining (Un-approved).	80.000 (40.0000)	2.628	—			
11.	Development of Coal Mines at Lakhra. (Un-approved)	42.731 (8.233)	—	19.034			

*In addition an amount of Rs. 900 million has been spent from outside ADP during 1982-83. An amount of Rs. 1200 million from Outside ADP (Bank Credit) has been earmarked for 1983-84 which will help complete the Project by June, 1984.

Sl. No.	Name, Location and Status of the Scheme	Total Cost (F.E.C.)	Estimated Expenditure upto June, 1982	Revised Estimates for 1982-83	Allocation for 1983-84			
					Total ADP	Foreign Exchange Component		
						Own Resources	Foreign Aid	
1	2	3	4	5	6	7	8	
12.	Expansion of Degari Coal Mines and Development of New Coals Mines in Good Hope Area, Baluchistan (Un-approved)	50.000 (20.000)	—	—	}			
13.	Expansion and Re-organization of Sor-Range Collieries (Un-approved)	30.000 (10.000)	—	—				
14.	Exploration of Abrasive Minerals in Kohistan, NWFP & feasibility study for setting up an abrasive plant. (Un-approved)	1.500	—	—				
15.	Feasibility study for Production of Smokeless Coal Briquettes	3.000 (2.800)	—	—				
Total—(PMDC)				..	39.702	95.720	18.000	8.000
VI. Resource Development Corporation :								
16.	Saindak Integrated Mineral Project (Distt. Un-app) Chagai Baluchistan	5000.000 (2937.500)	136.830	50.670	10.320	—	—	
Total—(RDC)				..	50.670	10.320	—	—
VII. Gemstone Corporation of Pakistan Ltd. (GEMCP) :								
17.	Development of Mine II of Mingora Emeralds (App). Revised cost (Revised PC-I being submitted)	7.000 (1.500)	—	4.414	2.224	0.740	—	
18.	Feasibility Study Mingora Emerald Mines (Approved)	3.486 (0.480)	2.486	—	0.860	—	—	
19.	Development of Emerald Quarry at Gujar Killi Swat (Approved)	2.650	—	1.179	1.274	—	—	
20.	Exploration of Gemstones in Mohmand and Malakand Agencies (App.)	4.950 (0.635)	—	1.418	3.037	0.635	—	
21.	Establishment Special Technical Facilities for Gem Valuation, Gem Cutting and Polishing. (Approved).	4.978 (1.578)	—	2.001	2.561	0.655	—	
22.	Exploration of Gemstones in Dir and Chitral Distts. (Approved)	4.950 (0.500)	—	—	2.785	0.320	—	
23.	Jewellery Design and Manufacturing Projects (New Scheme PC-I submitted) (Un-approved)	16.383 (5.745)	—	—	0.860	—	—	
Total—(GEMCP)				..	9.012	13.601	2.350	—
Total— INDUSTRIAL AND MINERAL DEVELOPMENT CORPORATIONS:				..	2920.384	2097.098	288.630	925.550

TELEGRAPH AND TELEPHONE DEPARTMENT

287-288



TELEGRAPH AND TELEPHONE

(Million Rupees)

Sl. No.	Name, Location and Status of the Scheme	Total Cost (F.E.C.)	Estimated Expenditure upto June, 1982	Revised Estimates for 1982-83	Allocation for 1983-84			
					Total ADP	Foreign Exchange Component		
						Own Resources	Foreign Aid	
1	2	3	4	5	6	7	8	
(I) Local Telephone System and Gateway Exchanges								
<i>(On-going Schemes)</i>								
1.	Expansion of local telephone in Pakistan by 50,000 lines (I/70-71) (App.)	606.840 (137.000)	364.110	110.500	48.175	—	—	
2.	Installation of 25,000 lines in Pakistan (Phase-II) (I/72-73) (App.)	317.100 (70.040)	196.630	50.000	46.376	—	—	
3.	Expansion of local Telephone system in Pakistan by 25,000 lines (Phase-III) (III/73-74) (App.)	280.850 (116.660)	199.580	26.230	17.080	—	—	
4.	Expansion of local Telephone system in Pakistan by 25,000 (lines Phase IV) (XXI/73-74) (App.)	310.260 (127.460)	148.400	55.370	22.500	—	—	
5.	Expansion of local Telephone system by 75,000 lines in Pakistan (Phase-V) (VII/74-75) (App.)	1540.000 (237.190)	832.000	250.640	262.140	—	—	
6.	Installation of International Gateway Switching Centre at Karachi & Satellite satellite circuits (XCV/76 Receiver with Multiplex equipment for additional 77) (App.)	313.000 (100.000)	64.000	87.000	42.007	—	—	
7.	Expansion of local Telephone system in Pakistan by 40,000 lines units (App.) (First phase).							
	(a) Expansion of local telephone system 2,800 lines in NTR during Vth Plan, 1st phase (IV/81-82) (App.)	29.000 (12.730)	4.760	3.600	17.340	—	—	
	(b) Expansion of local telephone system by 2,500 lines in ITR during Vth Plan, 1st phase (V/81-82) (App.)	25.000 (11.000)	4.110	1.100	16.625	—	—	
	(c) Expansion of local telephone system by 1,400 lines in WTR during Vth Plan, 1st phase (VI/81-82) (App.)	17.000 (6.870)	2.790	2.100	10.174	—	—	
	(d) Expansion of local telephone system by 14,000 lines in KTR during Vth Plan, 1st phase (VII/81-82) (App.)	156.000 (68.630)	15.630	29.300	93.314	—	—	
	(e) Expansion of local telephone system by 8,400 lines in LTR during Vth Plan, 1st phase (VIII/81-82) (App.)	84.000 (37.910)	3.810	20.390	50.240	—	—	
	(f) Expansion of local telephone system by 7,500 lines in CTR during Vth Plan, 1st Phase (IX/81-82). (App.)	72.000 (32.780)	11.830	8.900	43.074	—	—	
	(g) Expansion of local telephone system by 3,400 lines in STR during Vth Plan, 1st phase (X/81-82) (App.)	43.000 (15.160)	7.070	5.320	25.717	—	—	
8.	Providing 2nd Gateway Exchange at Islamabad (Un-app.)	127.000 80.000	0.700	4.100	16.803	—	—	
9.	Providing of Automatic Message accounting system for 2,40,00,0 lines of NWD exchange (Phase-II) (Un-app.)	25.770 (14.840)	0.010	1.020	12.686	—	—	
10.	Expansion of local telephone system by 1,00,000 lines in Pakistan (II/82-83) (Un-app.)	1677.000 (542.640)	3.510	55.880	58.146	—	—	
Total (I)					711.450	818.337	497.050	—

(Million Rupees)

Sl. No.	Name, Location and Status of the Scheme	Total Cost (F.E.C.)	Estimated Expenditure upto June, 1982	Revised Estimates for 1982-83	Allocation for 1983-84			
					Total ADP	Foreign Exchange Component		
						Own Resources	Foreign Aid	
1	2	3	4	5	6	7	8	
(II) Coaxial Cable System								
11.	Installation of 4 tubes carrier coaxial cable system bet : R/Pindi & Peshawar and expansion of the existing coaxial system in Pakistan (VII/65-66). (App.).	66.800 (20.500)	35.610	5.190	21.844	—	—	
12.	Installation of 4M c/s coxial carrier system bet : Lahore-Kharian and 12/P.c/s bet : Kharian-R/P on coaxial cable (II/67-68) (App.).	55.820 (18.000)	29.100	6.720	16.803	—	—	
13.	Installation of 4 tube small is Coaxial Cable bet : Nowshera—Mardan—RP—HRP—Abbottabad—Gujranwala-Sialkot (IV/67-68) (App.).	47.740 (11.500)	22.240	5.500	16.803	—	—	
14.	Installation of small Dia Coaxial cable system between Sahiwal—Arifwala—Babawalnagar (X/73-74) (App.).	30.680 (5.000)	5.000	4.770	6.721	—	—	
15.	Replacement & Augmentation of junction cables on 24 routes by provision of RCM system in Multy exchange Areas of Pakistan (XVII/82-83) (App.).	36.000 (15.050)	0.010	3.200	8.401	—	—	
16.	Renovation of Coaxial cable between RP—Sargodha—LH—Karachi (II/78-78) (App.).	13.770 (6.940)	0.800	3.290	3.277	—	—	
17.	Installation of 12 MHZ coxial cable system between LH—Amritsar (XIX/77-78). (App.).	9.860 (5.420)	1.110	3.610	4.318	—	—	
Total (II)					32.280	78.167	—	—
(III) Trunk Exchanges/STD								
18.	Nation Wide Dialling in Pakistan (II/66-67). (App.).	61.140 (24.820)	51.800	9.340	—	—	—	
19.	Nation Wide Trunk Dialling in Pakistan (Phase-II) (IV/73-74). (App.).	55.740 (13.620)	32.360	13.050	8.679	—	—	
20.	Providing facilities for Mian Channu (IV/74-75) (App.).	1.640 (0.960)	0.920	0.100	0.521	—	—	
21.	Installation and expansion of trunk positions in Pakistan (Phase-II) (I/73-74). (App.).	13.390 (7.800)	8.150	5.240	—	—	—	
22.	Providing NWD facilities at Mingora, Jhang, Muzaffargarh & Nowshera (XI/75-76). (App.).	6.210 (2.950)	5.090	1.120	—	—	—	
23.	Consolidation of NWD work for approved 50 NWD stations by 2100 channels. (U/App.).	156.000 (58.000)	10.000	40.000	33.606	—	—	
24.	Installation and expansion of 200 trunk positions. (XIII/81-82). (App.).	13.600 (4.760)	0.010	5.030	5.511	—	—	
25.	Addition of 11 N.W.D. stations. (Un-app.)	80.000 30.500	0.010	0.010	0.008	—	—	
Total (III)					73.890	48.325	—	—

(Million Rupees)

Sl. No.	Name, Location and Status of the Scheme	Total Cost (F.E.C.)	Estimated Expenditure upto June, 1982	Revised Estimates for 1982-83	Allocation for 1983-84		
					Total ADP	Foreign Exchange Component	
						Own Resources	Foreign Aid
1	2	3	4	5	6	7	8
(IV) Long Distance Network/WFT/PCO's Open Wire Line and carrier system (other than carrier on coaxial).							
26.	Extension and Expansion of Open Wire line & Carrier System in Pakistan (VI/66-67). (App.).	93.780 (19.350)	45.170	11.900	30.841	—	—
27.	Provision of Trunk Facilities for New exchanges in Pakistan (V/72-73). (App.).	24.670 (11.650)	15.970	6.670	1.705	—	—
28.	Expansion of Trunk Telephone Facilities and PCOS in Dir, Swat-Chitral (VI/73-74). (App.).	9.100 (3.410)	8.540	0.560	—	—	—
29.	Expansion of Telecommunication facilities in Chitral Areas (Wireless link) (IX/73-74). (App.).	5.370 (2.050)	3.970	1.400	—	—	—
30.	Opening of PCO's in Pakistan (I/74-75). (App.)	19.580 (7.930)	19.070	0.010	0.420	—	—
31.	Expansion of Telecommunication Facilities to Tharparkar Distt. (XVII/74-75) (App.).	4.930 (2.020)	4.130	0.800	—	—	—
32.	Opening of 6 PCO's in each list (VIII/75-76). (App.).	122.420 (28.970)	61.530	25.000	30.153	—	—
33.	Provision of Telecommunication Facilities in D.G. Khan. (I/76-77). (App.).	15.330 (5.850)	11.380	3.950	—	—	—
34.	Providing Telecom. Facilities in Barkhan Sub-Division via Fort Honoro (II/79-80). (App.).	1.650 (0.520)	0.010	1.640	—	—	—
35.	Providing Telecom. Facilities in Malakand Division (XVIII/82-83) (App.).	19.850 (8.230)	—	18.400	1.218	—	—
36.	Provision of 15 Long Distance PCOs in Baluchistan (XXVIII/81-82). (App.).	16.000 (6.490)	0.010	3.000	4.200	—	—
37.	Provision of 15 Long Distance PCOs in NWFP (XXVII/81-82). (App.).	14.000 (5.850)	—	2.490	4.621	—	—
38.	Provision of 75 Long Distance PCOs in Punjab. (XI/81-82). (App.).	16.700 (6.090)	0.010	2.790	6.150	—	—
39.	Provision of 75 Long Distance PCOs in Sind (XVIX/81-82). (App.).	16.700 (6.090)	—	2.700	4.621	—	—
40.	Provision and Expansion of Subsidiaries Routes for Telephone Exchange (XII/81-82). (App.).	89.000 (46.000)	0.010	5.740	16.804	—	—
41.	Installation of 600 VFT Channels EMD & 100 S+DX Units (VIII/77-78). (App.).	18.020 (8.500)	3.600	3.600	8.401	—	—
Total (IV)				90.650	109.134	—	—
(V) Telegraph Projects (Genetex) Teleprinters Telex etc.							
42.	Expansion and Extension of Telegraph services in Pakistan (VI/67-68). (App.).	39.280 (10.500)	28.500	10.440	0.286	—	—
43.	Replacement of Teleprinters Machines and VFT Channels in Pakistan (App.) (XIX/74-75).	14.250 (7.440)	13.290	0.960	—	—	—
44.	Expansion and Improvement of Telex Services in Pakistan (XIV/74-75). (App.).	100.430 (44.400)	30.940	37.530	26.851	—	—

(Million Rupees)

Sl. No.	Name, Location and Status of the Scheme	Total Cost (F.E.C.)	Estimated Expenditure upto June, 1982	Revised Estimates for 1982-83	Allocation for 1983-84		
					Total ADP	Foreign Exchange Component	
						Own Resources	Foreign Aid
1	2	3	4	5	6	7	8
45.	Expansion of Telex exchange by utilizing recovered eqpt. from Karachi and Lahore (XII/77-78). (App.).	2.370 (0.530)	2.270	0.100	—	—	—
46.	Providing 60 Teleprinters for expansion of Telex exchange at Faisalabad (XV/80-81). (App.).	2.780 (1.340)	2.680	0.100	—	—	—
47.	Providing 80 Teleprinters for expansion of Telex exchange at Rawalpindi (XVII/80-81). (App.).	4.860	4.760	0.100	—	—	—
48.	Providing 50 Teleprinters for installation of 50 lines Telex exchange at Sialkot (XI/80-81). (App.).	2.320 (1.120)	2.220	0.100	—	—	—
49.	Provision of 60 Teleprinters for expansion of Telex exchange Multan by 60 lines (X/80-81). (App.).	2.780 (1.340)	2.680	0.100	—	—	—
50.	Providing 100 Teleprinters for expansion of Telex exchange at Lahore (XVIII/80-81) (App.).	4.630 (2.240)	4.530	0.100	—	—	—
51.	Providing 40 Teleprinters for expansion of Telex exchange at Peshawar by 10 lines (XIV/80-81). (App.).	1.850 (0.900)	1.750	0.100	—	—	—
52.	Providing 50 Teleprinters for 50 lines Telex exchanges at Gujranwala (XIII/80-81). (App.).	2.320 (1.120)	2.220	0.100	—	—	—
53.	Providing 60 Teleprinters for expansion of Telex exchange Hyderabad by 60 lines (XII/80-81). (App.).	2.780 (1.340)	2.680	0.100	—	—	—
54.	Installation of Electronic Telex exch. 1,000 lines units at Islamabad (XIII/77-78). (App.).	23.850 (11.480)	1.000	5.000	14.995	—	—
55.	Provision of 1,500 Teleprinters (III/81-82). (App.)	70.880 (33.890)	35.000	5.880	10.082	—	—
56.	Expansion of Karachi Telex exch. by 1,200 lines units (XXX/81-82). (App.).	63.070 (2.120)	—	11.300	25.204	—	—
57.	Expansion of Telegraph & Telex services : (i) Provision of NCR Adrema EMBOR-SING & adding machines for Telegraph offices in Pakistan (XX/81-82). (App.).	3.160	0.010	1.990	0.975	—	—
58.	Installation of 2,000 lines Elec. Telex Exch. at Lahore. (Un-app.).	68.470 (35.750)	—	4.000	24.994	—	—
Total (V) ..				78.000	103.387	—	—
(VI.) Microwave System							
59.	Microwave link between Lahore and Rawalpindi. (XII/66-67). (App.)	37.830 (7.850)	13.490	23.000	1.126	—	—
60.	Installation of Karachi-Sukkur-Rawalpindi-Radio Relay Peshawar Microwave system. (XIV/66-67). (App.).	260.000 (111.800)	244.000	15.000	0.840	—	—

(Million Rupees)

Sl. No.	Name, Location and Status of the Scheme	Total Cost (F.E.C.)	Estimated Expenditure upto June, 1982	Revised Estimates for 1982-83	Allocation for 1983-84		
					Total ADP	Foreign Exchange Component	
						Own Resources	Foreign Aid
1	2	3	4	5	6	7	8
61.	Installation of high capacity Microwave link between Sahiwal and Faisalabad. (II/72-73). (App.).	21.430 (8.720)	13.130	5.360	2.470	—	—
62.	Installation of M/W system between Hyderabad and Badin. (III/72-73). (App.).	22.030	14.030 (5.270)	7.000	0.840	—	—
63.	Installation of Microwave system between Karachi and Manora for providing junction lines. (IV/72-73). (App.).	8.410 (2.640)	2.360	6.000	0.042	—	—
64.	Installation of M/W system between Sukkur-Shikarpur-Jacobabad-Sibi and Quetta. (VII/73-74). (App.).	74.020 (26.800)	65.420	8.600	—	—	—
65.	Radio Survey and system Design for provision of High quality and reliable Telecomm. links to remote areas of Northern Region, N.W.F.P. and Baluchistan. (VI/75-76). (App.).	3.750 (3.040)	3.650	0.100	—	—	—
66.	Upgrading of Cento M/W system between Quetta-Naracha and providing UHF link between Noshki-Kharan. (V/76-77). (App.).	50.000 (20.430)	17.330	31.000	1.403	—	—
67.	Installation Microwave Radio Relay system between Mardan Saidu Sharif, Dir-Chitral. (XII/75-76). (App.).	115.000 (17.480)	10.720	48.530	46.838	—	—
68.	Installation of high capacity M/W link between Karachi-Bela, Quetta-D.G. Khan, D. I. Khan-Bannu-Peshawar. (XIX/81-82). (App.).	329.870 (181.070)	—	10.670	15.122	—	—
69.	Addition of Radio Frequency on existing M/W links. (XXIII/81-82). (App.).	214.720 (131.230)	—	31.720	73.823	—	—
Total—(VI) ..				186.980	142.504	—	—
(VII.) VHF & Other Radio System							
70.	Provision of HF-VHF Wireless system for Prime Minister of Pakistan. (XI/ 73-74). (App.).	2.480 (1.470)	1.430	1.050	—	—	—
71.	Expansion of Telecomm. facilities at Larkana. (XII/73-74). (App.).	17.800 (3.430)	10.060	7.740	—	—	—
72.	Opening of New circuits on Satellite. (VIII/74-75) (App.).	4.350 (1.740)	2.500	1.850	—	—	—
73.	Modification of Earth Station at Dehmandro to conform to Ind-14. (II/80-81). (App.).	28.700 21.350	14.000	2.000	10.670	—	—
74.	Modification of Earth stations at Dehmandro to conform to IND-14 Configuration. (IV/79-80). (App.).	17.480 (10.650)	16.210	1.270	—	—	—
75.	Providing Mobile Radio Telephone system for V.V.I.P. (Un-app.).	5.020 (5.000)	3.020	2.000	—	—	—
76.	Providing Transportable Standard Earth station under Contingency Plan for Satellite Earth. (III/80-81). (App.).	20.000 (15.000)	15.000	5.000	—	—	—
77.	Provision of 1900 Multiplex channels on Main trunk routes to meet the requirement of Manual Trunks VFT leased circuits. (XXIV/81-82)	49.850 (23.750)	1.500	11.500	30.959	—	—
78.	Installation of standard "A" Earth station at IBA. (XXI/81-82). (App.) ..	170.000 (97.000)	1.000	10.700	37.806	—	—
Total—(VII) ..				43.110	79.435	—	—

(Million Rupees)

Sl. No.	Name, Location and Status of the Scheme	Total Cost (F.E.C.)	Estimated Expenditure upto June, 1982	Revised Estimates for 1982-83	Allocation for 1983-84			
					Total ADP	Foreign Exchange Component		
						Own Resources	Foreign Aid	
1	2	3	4	5	6	7	8	
(VIII.) Requirement of Other Departments /Agencies								
79.	Providing PBXs and long distance telephone facilities to other services. (XX/70-71). (App.).	12.850 (7.750)	12.340	0.010	0.420	—	—	
80.	Providing long distance trunks and VFT telegraph circuits to other Government Departments. (XXI/70-71) (App.).	10.240 (5.380)	8.680	1.560	—	—	—	
81.	Providing long distance circuits to other Deptts. Wah, Havellian and Attock. (X/74-75). (App.).	3.200 (1.420)	2.920	0.280	—	—	—	
82.	Providing Telecomm. facilities to Pakistan Navy at Karachi and Islamabad. (XI/74-75). (App.).	3.920 (1.98)	0.430	3.490	—	—	—	
83.	Providing Telecommunication facilities to other Departments. (XV/74-75). (App.).	120.810 (62.60)	85.570	30.430	4.041	—	—	
84.	Providing high quality programme lines from IBA Broadcasting House to National Assembly Sectt. Airport Telecomm. President House & 303 PE road Broadcasting House. (XIV/73-74). (App.).	2.220 (1.220)	0.480	1.740	—	—	—	
85.	Providing High quality programme line at Karachi Hyderabad, Multan, Lahore and Peshawar for National Relay Programme. (XVII/73-74). (App.).	2.230 (1.340)	1.660	0.570	—	—	—	
86.	Providing High Quality Programme lines from IBA Broadcasting House to High Power Transmitter Lawrencepur. (XVIII/73-74). (App.).	1.450 (0.850)	0.630	0.820	—	—	—	
87.	Providing High quality programme line for Broadcasting House IBA to High Power transmitting station Rewat and the receiving centre. (XX/73-74). (App.).	6.610 (4.010)	5.000	1.000	0.512	—	—	
88.	Pulse Code Modulation (PCM) M/W Radio Relaylink between Karachi and Pipri. (IX/75-76). (App.).	9.100 (6.200)	1.010	8.090	—	—	—	
89.	Providing Telecomm. facilities to other services. (XXV/77-78). (App.).	92.880 (41.600)	42.460	15.000	29.758	—	—	
90.	Installation of 200 lines PABX at PNS Zafar Pak Navy at Islamabad. (IX/78-79). (App.).	1.740 (0.760)	0.020	1.720	—	—	—	
91.	Providing 30 positions Trunk exchange for GHQ Rawalpindi. (VII/79-80). (App.).	2.000 (0.630)	1.070	0.930	—	—	—	
92.	Providing Telecomm. facilities at Gadani Beach Karachi. (IX/79-80). (App.).	4.530 (1.920)	1.050	3.480	—	—	—	
93.	Providing Telecomm. facilities in FATA to meet requirement of N.W.F.P. Government (XI/79-80) (App.).	4.980	0.060	4.720	0.168	—	—	
Total—(VIII)				...	73.840	34.899	—	—
IX. Training and Research								
94.	Expansion of Telecomm. Staff College at Haripur Hazara. (III/68-69). (App.).	13.100 (5.060)	9.600	3.500	—	—	—	
95.	Expansion of Telecomm. Research Centre at Islamabad. (XIII/73-74). (App.).	108.860 (78.570)	91.320	1.000	13.898	—	—	

(Million Rupees)

Sl. No.	Name, Location and Status of the Scheme	Total Cost (F.E.C.)	Estimated Expenditure upto June, 1982	Revised Estimates for 1982-83	Allocation for 1983-84			
					Total ADP	Foreign Exchange Component		Foreign Aid
						Own Resources		
1	2	3	4	5	6	7	8	
107.	Expansion of trunk facilities and replacement of open wire lines by Radio Relay system. (III/75-76). (App.).	123.090 (11.740)	29.870	10.000	27.725	—	—	
108.	Replacement of Assets in Pakistan. (VII/76-77). (App.) ..	36.860 (11.080)	13.860	1.000	17.954	—	—	
109.	Security arrangement of key point installation. (IX/80-81). (App.).	4.400	2.000	2.400	—	—	—	
110.	Replacement of power plant at Carrier Station Pak. Capital Exchange, Kaeachi (III/78-79). (App.).	1.260 (0.830)	0.010	1.000	0.210	—	—	
111.	Welfare and aminity for T&T employees. (Un-app.)	12.080	0.010	8.070	3.361	—	—	
112.	Security arrangements for key point installation. (I/80-81). (App.)	4.870	1.000	3.870	—	—	—	
113.	Miscellaneous Projects :							
	(a) Replacement of 600 U/S Teleprinters and other Telegraph equipment. (Un-app.).	35.000 (25.000)	0.400	1.000	2.058	—	—	
	(b) Modernization of maritime communication system in Pakistan. (Un-app.)	4.980 (3.030)	0.100	0.500	1.680	—	—	
	(c) Construction of 4 Telegraph Office Building in CTR. (Un-app.)	8.000	0.250	0.500	1.680	—	—	
	(d) Provision of Tube Well in T&T Colony Islamabad. (Un-app.)	1.000	0.010	1.000	—	—	—	
	(e) Providing Public Address system in T&T Auditorium IBA. (Un-app.)	0.500	—	0.500	—	—	—	
	(f) Providing Sui Gas fittings in T&T Colonies. (Un-app.)	1.500	0.010	0.300	1.000	—	—	
	(g) Conference facilities in Conference room ISI. (Un-app.)	0.200	—	0.200	—	—	—	
	(h) Providing Ferre printing machines, Drawing instruments and drawing furniture for Planning Wing of the T&T Directorate-General, Islamabad. (Un-app.)	0.200	—	0.200	—	—	—	
	(i) Providing new books and almirahs to the library of T&T Directorate—General, Islamabad. (Un-app.)	0.400	—	0.400	—	—	—	
	(j) Providing Data testing circuits. (Un-app.) ..	1.000	0.010	0.400	0.495	—	—	
114.	Replacement of 9000 lines F1 equipment and A/C Plant of LH Central I & II and trunk exchanges. (XXXIII/81-82). (App.).	62.300 (28.370)	0.010	5.840	12.989	—	—	
115.	Installation of Computer in Telegraph and Telephone Department. (Un-app.).	10.080 (7.500)	0.010	2.850	6.066	—	—	
116.	Replacement of old U/G cable in Pakistan. (XVI/81-83). (App.)	63.500 (29.110)	0.010	16.990	21.340	—	—	
	Total—(XII)			66.360	117.981	—	—	
117.	Minor Works	—		20.000	25.204	—	—	
	Total—(On-going Schemes)			1403.720	1589.727	—	—	

(Million Rupees)


Sl. No.	Name, Location and Status of the Scheme	Total Cost (F.E.C.)	Estimated Expenditure upto June, 1982	Revised Estimates for 1982-83	Allocation for 1983-84		
					Total ADP	Foreign Exchange Component	
						Own Resources	Foreign Aid
1	2	3	4	5	6	7	8
(New Schemes)							
1. Staff Quarters :							
	(i) Construction of sixteen category IV and sixteen category V staff quarters at STR KR. (XXXV/81-82). (App.).	4.150	—	2.080	1.739	—	—
	(ii) Construction of sixteen category V and thirty two category VI quarters at Telegraph stores and Workshop Region Karachi. (XXXVI/81-82). (App.)	4.290	—	2.290	1.680	—	—
	(iii) Construction of thirteen category VI Nineteen category V and Ten category IV staff quarters at LTR Lahore. (XXXVIII/81-82). (App.)	4.240	—	2.140	1.764	—	—
	(iv) Construction of Four category-II-A, Eight category III, Four category IV, Two category VI quarters at Central Telecomm. Region Lahore. (XXXVII/81-82). (App.).	3.730	—	1.870	1.563	—	—
	(v) Construction of Forty-eight category staff quarters at Karachi Telecom. Region Karachi. (XXXIV/81-82). (App.).	4.780	—	2.390	2.008	—	—
	(vi) Construction of sixteen category-III staff quarters at T&T Directorate-General IBA. (XXXIX/81-82). (App.).	4.140	—	2.070	1.739	—	—
	(vii) Construction of thirty two category IV staff quarters for T&T Directorate-General staff at Rawalpindi. (IV/82-83). (App.).	5.000	—	2.500	2.100	—	—
	(viii) Construction of Eleven category-III and sixteen category-V staff quarters at I.T.R. R/Pindi. (CCXV/81-82). (App.).	3.930	—	1.970	1.647	—	—
	(ix) Construction of one category-II and Twenty-five category-IV staff quarters at I.T.R. Islamabad. (CCXVI/81-82). (App.).	4.130	—	2.070	1.731	—	—
	(x) Construction of thirty-four category-V and Eighteen category-VI staff quarters at C.T.R. Rawalpindi. (XXXII/81-82). (App.).	4.500	—	2.250	1.890	—	—
	(xi) Construction of staff quarters at Mastung, Sibi, Khuzdar, Kalat and Zhob (V/82-83). (App.).	1.230	—	0.630	0.504	—	—
	(xii) Construction of staff quarters at Jaranwala, Tandlianwala, Gojra, Toba Tek Singh Kharian Cantt., Muzaffarabad, Khanewal and Sadiqabad. (CCXIX/81-82). (App.).	2.600	—	1.300	1.092	—	—
	(xiii) Construction of staff quarters at Mianwali, Sahiwal, Pak Pattan, Bhakkar Wazirabad, Jhelum, Mandi Bahauddin, Qila Sheikhupura, Sangla Hill, Chak Jhumbra and Chakwal. (CCXVIII/81-82). (App.).	3.440	—	1.720	1.445	—	—
	(xiv) Construction of staff quarters at Hyderabad, Nawabshah, Mirpur Khas. Tando Adam, Kandh Kot, Jacobabad and Tando Jan Muhammad. (IX/82-83). (App.).	3.460	—	1.730	1.453	—	—

(Million Rupees)

Sl. No.	Name, Location and Status of the Scheme	Total Cost (F.E.C.)	Estimated Expenditure upto June, 1982	Revised Estimates for 1982-83	Allocation for 1983-84		
					Total ADP	Foreign Exchange Component	
						Own Resources	Foreign Aid
1	2	3	4	5	6	7	8
	(xv) Construction of staff quarters at Sukkur, Larkana, Dadu and Shikarpur. (X/82-83). (App.).	4.230	—	2.120	1.773	—	—
	(xvi) Construction of staff quarters of thirty-two category-IV at O.T.R. Karachi. (XL/81-82). (App.).	4.800	—	2.400	2.016	—	—
	(xvii) Construction of staff quarters at Bahawalpur, Bahawalnagar, Sargodha, Jhang, Khanpur and Rabwah. (CCXV II/81-82). (App.).	3.900	—	1.950	1.638	—	—
2.	Providing Nine Mobile IZ-ii or similar cameras for taking photographs of Telephone call maters at Karachi, Lahore, Rawalpindi, Peshawar, Quetta, Hyderabad, Faisalabad and Multan. (XIV/82-83). (App.).	0.680 (0.270)	—	—	0.571	—	—
3.	Appointment of Consultants for introductions of new Technique. (VIII/82-83). (App.).	0.670 (0.110)	—	—	0.565	—	—
✓ 4.	Telecommunication facilities in FATA. (XI/82-83). (App.)	19.900 (9.250)	—	5.000	6.721	—	—
5.	Providing NWR facilities to Muzaffargarh. (I/82-83). (App.)	1.210 (0.600)	—	0.010	1.008	—	—
6.	Providing NWR facility to Sanghar. (VII/82-83). (App.).	1.710 (0.720)	—	0.550	0.975	—	—
7.	Augumentation of existing Net work for utilizing spare capacity of 1600 lines in exchanges in KTR. (VI/82-83). (App.).	4.790 (2.030)	—	0.790	3.361	—	—
✓ 8.	Provision of 24/72 chls UHF links between Bannu-Wana-Miranshah. (XII/ 82-83). (App.).	7.200 (2.100)	—	1.200	3.361	—	—
✓ 9.	Provision of 24/72 chls UHF links between Kohat-I & II—Parachinar. (XIII/82-83). (App.).	10.450 (3.600)	—	2.450	5.041	—	—
10.	Provision of operational 400 lines Telephone exchange at Jhelum. (XIX/82-83). (App.).	4.300 (2.210)	—	1.300	2.520	—	—
11.	Provision of operational 200 lines Telephone exchange at Dhamial. (XXI/ 82-83). (App.).	2.200 (1.100)	—	0.200	1.680	—	—
✓ 12.	Provision of operational 400 lines Telephone exchange at Kohat. (XX/82-83). (App.).	4.300 (2.210)	—	1.300	2.520	—	—
13.	Expansion of local Telephone system in Pakistan by 520,000 lines units. (Unapp.).	5250.000 (2625.000)	—	—	0.840	—	—
Total—(New schemes) ..				46.280	56.945	—	—
Total—T & T DEPARTMENT				1450.000	1646.672	470.000	397.654

PAKISTAN RAILWAYS

(299-300)



PAKISTAN RAILWAYS

(Million Rupees)


Sl. No.	Name, Location and Status of the Scheme	Total Cost (F.E.C.)	Estimated Expenditure upto June, 1982	Revised Estimates for 1982-83	Allocation for 1983-84		
					Total ADP	Foreign Exchange Component	
						Own Resources	Foreign Aid
1	2	3	4	5	6	7	8
(MINISTRY OF RAILWAYS)							
I. New Lines Constructions							
(a)	Conversion of Mari Indus Bannu Section from N.G. to B. G. (App.)	158.080 (31.415)	42.462	1.302	1.377	—	—
II.	Feasibility Studies	3.935 (3.400)	1.449	4.062	0.012	—	—
III. Track Rehabilitation :							
(a)	Track renewals. (App.)	1370.000 (933.000)	924.846	339.300	326.173	7.210	62.055 (UK/KFW)
	New (Un-app.)	4681.365 (1000.000)	—	—	—	—	—
(b)	Concrete Sleeper Factories. (App.)	256.000 (88.500)	216.999	7.000	2.000	—	—
	Total (III) ..			339.300	328.173	7.210	62.055
IV. Bridge & Civil Engg. Works :							
		186.000					
(a)	Bridge & Works (Un-app.)	17.044 (0.922)	24.036	7.864	22.152	—	—
(b)	Civi Engg. Works (Un-app.)	121.140 (3.000)	71.382	22.576	32.000	—	—
	Total (IV) ..			30.440	54.152	—	—
V.	Marshalling Yard Pipri (App.)	297.580 (67.260)	93.673	2.735	0.184	—	—
VI. Line Capacity Works & Freight Terminal Facilities :							
(a)	Line Doubling (App.)	171.000 (67.000)	—	2.000	3.500	—	—
(b)	Karachi Terminal Facilities (App.)	122.000 (22.000)	—	0.100	0.005	—	—
(c)	Other Line Capacity Works (Un-app.)	179.000 (33.000)	110.172	9.468	32.000	—	—
(d)	Freight Terminal Facilities (Un-app.)	20.000	—	0.771	4.117	—	—
	Total (VI) ..			12.339	39.622	—	—

(Million Rupees)

Sl. No.	Name, Location and Status of the Scheme	Total Cost (F.E.C.)	Estimated Expenditure upto June, 1982	Revised Estimates for 1982-83	Allocation for 1983-84		
					Total ADP	Foreign Exchange Component	
						Own Resources	Foreign Aid
1	2	3	4	5	6	7	8
VII. Telecommunication, Related Signalling & other Signalling Works :							
(a)	Telecommunication & Relating Signalling Scheme (App.)	780.201 (390.000)	—	247.747	14.230	5.000	—
(b)	Other Telecommunication Works (App.)	20.000 (15.000)	543.197	4.440	7.468	2.520	—
(c)	Improved Signalling Works (Un-app.)	1125.113 (402.402)	15.094	18.590	16.691	—	—
Total (VII) ..				267.281	39.389	7.520	—
VIII. Plant & Machinery and Facilities for W/shops, Shed & Depots :							
(a)	Plant & Machinery (App.)	281.000 (103.000)	146.510	21.685	27.534	8.270	—
(b)	Structural Works (Un-app.)	14.726 (18.920)	22.546	23.278	27.535	—	—
Total (VIII) ...				44.963	55.069	8.270	—
IX.	Locomotive Factory (Un-app.)	895.000 (293.000)	1.144	16.855	—	—	—
X.	Makli & Jhimpir Siding Civil Works (App.)	57.000 (1.500)	45.180	3.964	5.537	0.235	—
XI.	Oil Yard Mahmud Kot (App.) ..	40.152	31.552	2.000	2.754	—	—
XII.	Electric Traction (KWL-SMA) (App.) ..	357.650 (212.000)	—	0.200	0.996	—	—
	(QTA-SIBI) (Un-app.) ..	1025.195 (576.319)	—	—	9.100	3.400	—
XIII.	Electric Project :						
	On-going (App.)	154.000 (103.000)	3.700	10.699	10.638	0.700	—
	New (Un-app.)	25.793 (1.500)	—	—	—	—	—
XIV.	Technical Assistance :						
	(10th Rly Project) and Staff Training (App.)	20.000 (20.000)	6.436	3.431	0.459	—	—
XV. Motive Power & Rolling Stock :							
(a)	Locomotives (App.) ..	2101.790 (1388.710)		509.979	488.600	—	203.000
	New : (Un-app.) ..	595.000 (396.000)					CIDA = 115.000 German = 88.000 (Under Negotiation).
(b)	Carriage (App.) ..	1170.000 (320.000)	1728.571	154.446	285.190	5.300	133.670
	New : (Un-app.) ..	360.035 (118.345)					U.K. Grant = 102.300 KFW = 31.370


(Million Rupees)

Sl. No.	Name, Location and Status of the Scheme	Total Cost (F.E.C.)	Estimated Expenditure up to June, 1982	Revised Estimates for 1982-83	Allocation for 1983-84			
					Total ADP	Foreign Exchange Component		Foreign Aid
						Own Resources		
1	2	3	4	5	6	7	8	
(c)	Wagon (App.)	247.158 (86.411)		37.555	58.000	—	13.258 UK (Under Negotiation)	
	New : (Un-app.)	960.000 (430.000)						
(d)	Improvement to braking system. (Un-app.) ..	80.000 (30.000)		4.034	14.268	—	12.317 German (Under Negotiation).	
	New : (Un-app.)	60.000 (20.000)						
				Total (XV) ..	706.014	846.058	5.300	362.245
XVI. Works of 11th Railways Project :								
(a) Dry Port Facilities :								
	(i) Civil Works and Plant & Machinery (Un-app.) ..	103.600 (21.900)		11.000	36.950	—	} 48.700	
	(ii) Container Wagons (Un-app.) ..	59.700 (32.200)		0.001	2.026	—		
	(b) Management Information system (Un-app.) ..	156.700 (81.700)		0.477	6.571	—		
	(c) Modernization of Locomotive Maintenance facilities (Un-app.) ..	610.400 (337.900)		0.010	0.100	—		
	(d) Technical Assistance (Un-app.) ..	6.000 (3.600)		0.531	3.040	—		
	(e) Feasibility Studies of E. T. (KYC-KWL) (Un-app.) ..	11.500 (3.600)		4.043	0.013	—		
				Total (XVII) ..	16.362	48.700	—	48.700
Total—PAKISTAN RAILWAYS					1461.947	1442.220	32.635	473.000



PAKISTAN BROADCASTING CORPORATION


(305-306)



PAKISTAN BROADCASTING CORPORATION


(Million Rupees)

Sl. No.	Name, Location and Status of the Scheme	Total Cost (F.E.C.)	Estimated Expenditure up to June, 1982	Revised Estimates for 1982-83	Allocation for 1983-84		
					Total ADP	Foreign Exchange Component	
						Own Resources	Foreign Aid
1	2	3	4	5	6	7	8
1.	Two 250 KW SW Transmitters, Islamabad (App.)	29.248 (15.785)	21.556	0.050	0.030	—	—
2.	Two 100 KW SW Transmitters, Islamabad (App.)	20.078 (11.210)	13.377	0.050	0.030	—	—
3.	100 KW SW Transmitter, Muzaffarabad (App.)	22.066 (4.632)	20.985	0.700	0.380	—	—
4.	Village Broadcasters (App.)	14.967 (1.652)	4.878	0.600	1.000	—	—
5.	10 KW MW Transmitter, D. I. Khan (App.)	9.698 (2.101)	9.216	—	0.100	—	—
6.	100 KW MW Transmitter and B. H. Khairpur (App.)	32.174 (3.847)	30.955	0.500	0.700	—	—
7.	Broadcasting House, Islamabad (App.)	100.221 (14.076)	75.795	15.305	8.380	0.030	—
8.	300 KW MW Transmitter, Peshawar (App.)	38.752 (11.045)	35.470	3.000	0.200	—	—
9.	Broadcasting House, Peshawar (App.)	31.640 (4.100)	19.784	2.500	6.000	0.200	—
10.	Studio Transmitter Links (App.) ..	1.892 (0.896)	—	0.800	0.558	0.050	—
11.	300 KW MW Transmitter and B. H. Khuzdar (App.)	53.975 (15.881)	19.038	7.224	11.000	0.770	—
12.	Modernization of Equipment (App.) ..	15.370 (6.742)	12.328	3.000	0.920	0.120	—
13.	Extension of Broadcasting House, Quetta (App.)	8.034 (1.000)	7.282	0.750	0.220	—	—
14.	10 KW MW Transmitter, Skardu (App.)	13.042 2.291	7.480	2.000	1.000	—	—
15.	Furnishing Office Block at B. H., Islamabad (App.)	1.637	1.400	0.200	—	—	—
16.	Housing Scheme for PBC Employees, Phase-I (App.)	19.484	1.918	1.010	5.000	—	—
17.	Additional Security Works (Phase-II) (App.)	4.633	1.900	1.000	1.589	—	—
18.	Extension of Studio and Office Block at B. H. Bahawalpur (App.)	2.700 (0.112)	—	—	—	—	—
19.	Security Wall at BH Muzaffarabad (App.)	0.725	0.294	—	0.431	—	—
20.	Improvement of Engineering Training in PBC (App.)	1.500 (1.200)	—	1.200	0.258	0.300	—
Total (PBC) ..				40.069	37.796	1.470	—



PAKISTAN TELEVISION CORPORATION


(309 - 310)



PAKISTAN TELEVISION CORPORATION

(Million Rupees)


Sl. No.	Name, Location and Status of the Scheme	Total Cost (F.E.C.)	Estimated Expenditure up to June, 1982	Revised Estimates for 1982-83	Allocation for 1983-84				
					Total ADP	Foreign Exchange Component		7	8
						Own Resources	Foreign Aid		
1	2	3	4	5	6	7	8		
(A) TELEVISION CENTRES :									
1.	Islamabad (App.)	393.909 (107.417)	200.895	16.683	32.000	10.000	—		
2.	Karachi (App.)	178.876 (64.955)	107.858	18.111	21.700	3.000	—		
3.	Lahore (App.)	172.114 (66.171)	116.895	11.272	5.600	5.100	—		
4.	Quetta (App.)	207.568 (72.014)	98.569	28.225	36.000	3.100	—		
5.	Peshawar. (App.)	194.804 (60.124)	102.152	14.145	10.500	—	—		
(B) RE-BROADCASTING CENTRE:									
6.	Sakesar (App.)	6.915 (3.197)	4.915	—	—	—	—		
7.	Malakand (App.)	25.000 (6.500)	—	—	—	—	—		
8.	Tando Allah Yar (App.)	25.000 (6.500)	—	—	—	—	—		
(C) S. H. F. LINKS :									
9.	Quetta-Kalat (App.)	13.000 (3.977)	—	—	1.000	—	—		
10.	Quetta-Loralai (App.)	35.000 (10.600)	—	—	1.000	—	—		
(D) OTHER FACILITIES :									
11.	PTVC Training Academy (App.) ..	24.200 (7.700)	1.000	5.654	4.000	4.000	—		
Total (PTVC)			113.130	111.800	25.200	—	—		



(ii) Physical Targets

**PHYSICAL IMPLEMENTATION UPTO JUNE
1983 AND TARGETS FOR 1983-84**

(313-314)



PHYSICAL IMPLEMENTATION UPTO JUNE 1983 AND TARGETS FOR 1983-84

Sl. No.	Name of the Project	Physical Implementation	
		Upto June 1983	Targets for 1983-84
1	2	3	4
AGRICULTURE			
I. Physical Targets :			
1.	Construction of 236,000 tonnes capacity godowns (76,000 tonnes by Pak PWD) 21,000 tonnes for Baluchistan. (App.)	97%	100%
2.	Construction of 500,000 tonnes godowns for Wheat and 40,000 tonnes for Rice with IBRD assistance. (App.)	47%	87%
3.	Construction of 40,000 tonnes godowns in Punjab, Sind and NWFP under Asian Development Bank Assistance. (Un-app.)	—	20%
4.	Marine Fisheries Development Project, Karachi. (App.)	20%	80%
5.	Korangi Fisheries Harbour Project. (Un-app.)	1%	3%
6.	Construction of Cotton Storage godowns at Korangi, Karachi. (App.)	65%	90%
7.	Construction of I.5 lac tonnes capacity binishell godown and ancillary facilities at Bin Qasim, Karachi. (App.)	—	82%
8.	Oilseed Development Project. (Un-app.)	—	14%
II. Production Targets :			
1.	Fertilizers (000 Neu/tonnes)	N = 907 P = 260 K = 24	N = 984 P = 275 K = 27
	Total ..	1191	1286
2.	Plant Protection (000 Hectares)	1618	1846
	(a) Aerial (000 Hectares)	275	275
	(b) Ground (000 Hectares)	1343	1571
3.	Mechanization :		
	(a) Tractors (Nos.)	20,000	24,000
	(b) Total Net Availability (Nos.)	137,400	156,200
4.	Improved Seeds :		
	(a) Wheat (Tonnes)	59696	73881
	(b) Paddy (Tonnes)	1157	1493
	(c) Maize (Tonnes)	783	1306
	(d) Cotton (Tonnes)	51549	54366
	(e) Others (Tonnes)	1907	2052
	Total ..	115092	133098

Sl. No.	Name of the Project	Physical Implementation		
		Upto June 1983	Targets for 1983-84	
1	2	3	4	
5. Government Storages :		(Million Tonnes)		
CROP	Storage capacity as on 30-6-1982	Estimated Achievement 1982-83	Capacity as on 30-6-1983	1983-84 (Target)
(i) Wheat	2.936	0.514	3.350	0.550
(ii) Rice	0.838	—	0.838	0.009
(iii) Cotton	0.031	0.015	0.046	0.018
Total	3.805	0.429	4.234	0.577
6. Milk. (000 Tonnes)			9662	10103
7. Meat :				
(a) Beef. (000 Tonnes)			464	483
(b) Mutton. (000 Tonnes)			408	432
(c) Poultry. (000 Tonnes)			75	79
Total (000 Tonnes)			947	994
8. Eggs. (Million Nos.)			4213	4465
9. Hides. (Million Nos.)			5.15	5.24
10. Skin. (Million Nos.)			28.81	29.78
11. Wool. (000 Tonnes)			42.74	45.13
12. Fisheries :				
(a) Inland. (000 Metric Tonnes)			272	291
(b) Marine. (000 Metric Tonnes)			60	61
Total (000 Metric Tonnes)			332	352
13. Forestry :				
(a) Wood Production (Govt. Forest) :				
(i) Timber. (000) M ³			200	240
(ii) Fuel Wood. (000) M ³			480	575
(b) Afforestation. (000 Hect.)			8.5	12.9
(c) Distribution of Plants. (Million Nos.)			35.1	38.6
(d) Linear Plantation. (000 Av. Kms.)			2.7	4.9
(e) Nursery raising. (Hectares)			289	328
14. Watershed Management :				
(a) Afforestation. (000 Hectares)			17.0	19.2
(b) Soil Conservation Works. (000 Hectares)			5.7	6.5
(c) Production/distribution of forest Plants. (Million Nos.)			16.5	18.0
(d) Production of fruit Plants. (Million Nos.)			0.7	0.9

Sl. No.	Name of the Project	Physical Implementation	
		Upto June 1983	Targets for 1983-84
1	2	3	4
INDUSTRY			
I. Physical Targets :			
1.	Pakistan Steel Mills. (App.)	90%	100%
2.	Export Processing Zone, Karachi. (App.)	65%	100%
3.	Technical Assistance Project	—	75%
MINERALS			
I. Physical Targets :			
1.	Development of New Rock Salt-Mines in Punjab. (App.)	5%	35%
2.	Salt Solution Project. (Un-app.)	—	5%
3.	Development of Lakhra Coal Mines. (Un-app.)	30%	35%
4.	Expansion of Degari Coal Mines and Development of New Coal Mines in Good Hope Area, Baluchistan. (Un-app.)	—	20%
5.	Iron Ore Exploration Project in District Chagi	25%	75%
II. Production Targets :			
1.	Coal. (Thousand Tonnes)	1800	2,457
2.	Rock Salt. (000 Tonnes)	600	669
3.	Chromite. (000 Tonnes)	3	5
4.	Magnesite. (000 Tonnes)	2	2.5
5.	Silica Sand. (000 Tonnes)	120	90.5
6.	Gypsum. (000 Tonnes)	350	548
7.	Limestone. (000 Tonnes)	4000	4577
8.	Rock Phosphate. (000 Tonnes)	1.0	1.0
9.	Marble. (000 Tonnes)	86	90
10.	Fuller's Earth. (000 Tonnes)	17	19
11.	Geological mapping on 1 : 50,000 Scale.		20480 Sq. kms.
WATER			
I. Physical Targets :			
1.	Khanpur Dam	100%	100% (Clearing of out- standing Liabilities).
2.	Karachi Irrigation (Remedial work)	100%	100% (Clearing of out- standing Liabilities).
3.	Chashma Right Bank Canal	49%	80%
4.	Provision of Aircraft modified for Aerial Survey and Aerial Photographic Camera.	—	100%

Sl. No.	Name of the Project	Physical Implementation	
		Upto June 1983	Targets for 1983-84
1	2	3	4
11.	Improvement of Quetta-Sibi Road	33 %	63 %
12.	Construction of N-50 D. I. Khan to Kuchlak	3 %	6 %
13.	Improvement of Quetta-Chaman Road	—	55 Kms.
14.	KKH Skardu Road	74 Kms.	69 Kms.
15.	Chakdara-Chitral Road	15 Kms.	58 Kms.
16.	Dhulli-Aliabad Road	9.4 Kms.	9.4 Kms.
(B) CIVIL AVIATION :			
17.	Reconstruction of Terminal-II Building at Karachi	20%	100%
18.	Pasni	20%	—
19.	Bannu	20%	40%
20.	Zhob	65%	100%
(C) RAILWAYS :			
21.	Track Rehabilitation :		
	(a) Complete Track Renewal (Kms)	153	143
	(b) Sleeper Renewals (Kms)	201	106
	(c) Rail Renewal (Kms)	40	56
22.	Locomotives :		
	(a) New Procurement (Nos)	38	16% work has been envisaged which mainly includes the re-placement of order for the procurement of 30 locomotive.
	(b) Rehabilitation (Nos.)	—	14
23.	Passenger Carriages (Nos.)	110	105
(D) PORT QASIM :			
24.	Port Mohammad Bin Qasim	Continuation of work on facilities for berths 1 to 4 and on construction of berths 5 to 7 along-with facilities, utility connection, main access road and channel dredging.	Completion of work on 7 berths, continuation of works utility connection & access road channel dredging requisition of land and engineering services.
(E) & T & T :			
25.	New Telephone Lines (Nos.)	50,000	70,000
26.	Trunk positions (Nos.)		80
(F) POST OFFICES :			
27.	Operational Buildings (Nos.)	25	54
28.	Staff quarters (Nos.)	76	159
29.	New Post Offices (Nos.)	150	300

Sl. No.	Name of the Project	Physical Implementation	
		Upto June 1983	Targets for 1983-84
1	2	3	4
INDUSTRY			
I. Physical Targets :			
1.	Pakistan Steel Mills. (App.)	90%	100%
2.	Export Processing Zone, Karachi. (App.)	65%	100%
3.	Technical Assistance Project	—	75%
MINERALS			
I. Physical Targets :			
1.	Development of New Rock Salt-Mines in Punjab. (App.)	5%	35%
2.	Salt Solution Project. (Un-app.)	—	5%
3.	Development of Lakhra Coal Mines. (Un-app.)	30%	35%
4.	Expansion of Degari Coal Mines and Development of New Coal Mines in Good Hope Area, Baluchistan. (Un-app.)	—	20%
5.	Iron Ore Exploration Project in District Chagi.	25%	75%
II. Production Targets :			
1.	Coal. (Thousand Tonnes)	1800	2457
2.	Rock Salt. (000 Tonnes)	600	669
3.	Chromite. (000 Tonnes)	3	5
4.	Magnesite. (000 Tonnes)	2	2.5
5.	Silica Sand. (000 Tonnes)	120	90.5
6.	Gypsum. (000 Tonnes)	350	548
7.	Limestone. (000 Tonnes)	4000	4577
8.	Rock Phosphate. (000 Tonnes)	1.0	1.0
9.	Marble. (000 Tonnes)	86	90
10.	Fuller's Earth. (000 Tonnes)	17	19
11.	Geological mapping on 1 : 50,000 Scale.		20480 Sq. kms.
WATER			
I. Physical Targets :			
1.	Khanpur Dam	100%	100% (Clearing of out- standing Liabilities).
2.	Karachi Irrigation (Remedial work)	100%	100% (Clearing of out- standing Liabilities).
3.	Chashma Right Bank Canal	49%	80%
4.	Provision of Aircraft modified for Aerial Survey and Aerial Photographic Camera.	—	100%

Sl. No.	Name of the Project	Physical Implementation	
		Upto June 1983	Targets for 1983-84
1	2	3	4
II. Production Targets :			
1.	Water Availability. (MAF at Farm Gate)		
	Total	101.22	103.69
	Increment	1.36	2.20
2.	New Cropped Area. (Million Acre)	0.621	0.713
3.	Area protected. (Million Acre)	0.25	1.1
4.	Disaster Area Protected. (Million Acre)	—	0.6
5.	SCARP Tubewells. (Nos.) :		
	New	55	360
	Replaced	94	300
6.	Surface Drains (MCFT)	396	864
7.	Flood Control, Earthwork, (MCFT)	588	1300
8.	Water Course Improvement (Nos.)		
	Regular	1043	2000
	Crash	20500	10000
ENERGY			
I. Physical Targets :			
1.	Mini Coal Power Station in Baluchistan. (Un-app.)	Preliminary 25%	Preliminary 100% and purchase of drilling machinery.
2.	Guddu Thermal Power Station.	Preliminaries Civil Works etc. continued.	Const. of res. and non-res. buildings would continue. Plant and machinery would be ordered.
3.	Faisalabad—Multan—Guddu—Karachi T/Line. (App.)	Transmission Line Const. 46%	T/L. Const. 100%
4.	2nd Tarbela—Faisalabad T/L. (App.)	15%	25%
5.	Faisalabad—Sahiwal T/L. (App.)	T/L 10%	T/L 90%
6.	Power Development in A.K. (App.)	Grid Station 2 No. 90%	Grid Station 90% 100%
7.	Dadu—Khuzdar T/L. (Un-app.)	—	5%
8.	Secondary Transmission Grid Station Project. (App.)	Grid Station 90 No. T/L 1287 KM	Grid Station 108 No. T/L 1986 KM.
9.	Nuclear Power Generation Training Project, Karachi. (App.)	97%	100%
11.	PAEC Head Quarter Building, Islamabad	25%	100%

Sl. No.	Name of the Project	Physical Implementation	
		Upto June 1983	Targets for 1983-84
1	2	3	4
II. Production Targets.			
(A) POWER			
1.	Maximum Demand (MW)	3758	4113
2.	Energy Generated (M. Kwh.)	19996	21,978
3.	Installed Capacity Addition (MW)	700	225
4.	Total Installed capacity in June, 1984 (MW)	4809	5034
5.	WAPDA's No. of Consumers (Incremental) :		
	(i) General (Domestic & Commercial)	300,000	300,000
	(a) Urban	—	(200,000)
	(b) Rural	—	(100,000)
	(ii) Industrial	6000	6000
	(iii) Agriculture	6000	6000
6.	Village Electrification (Nos)	2400	4250
(B) FUELS :			
7.	Crude Oil (Barrel per day) Addition	2138	1112
8.	Gas (BFC) (Addition)	16	29
TRANSPORT AND COMMUNICATIONS			
I. Physical Targets			
(A) NATIONAL HIGHWAYS & BRIDGES			
1.	Ghazi Ghat Bridge	Completion of bridge proper	Right Bank training works to be completed.
2.	D. I. Khan-Darya Khan Bridge	Left Bank training works completed and sub-structure completed	Bridge to be completed Right Bank training works to be completed 80 %
3.	Third Highway Project :		
	(i) Lahore-Sahawal.	35 Kms.	60 Kms.
	(ii) Rohri-Kot Diji	7 Kms.	38 Kms.
4.	Carpetted dual carriage way from mile 169/4-201/4 of G. T. Road	85 %	99 %
5.	Special repairs of Karachi—Hyderabad Super Highway	40 Kms.	80 Kms.
6.	Dual Carriageway Nowshera—Peshawar	1.37 Kms.	34 Kms.
7.	Providing Overlay Nowshera—Peshawar	4.5 Kms.	31 Kms.
8.	D. I. Khan-Dhenasar N.W.F.P. Portion of N-50	—	27 %
9.	Overhead bridge over Railway Crossing near Amangarh	—	50 %
10.	Construction of 5 bridges on Peshawar—Charsada Road	—	45 %

Sl. No.	Name of the Project	Physical Implementation	
		Upto June 1983	Targets for 1983-84
1	2	3	4
11.	Improvement of Quetta-Sibi Road	33 %	63 %
12.	Construction of N-50 D. I. Khan to Kuchlak	3 %	6 %
13.	Improvement of Quetta-Chaman Road	—	55 Kms.
14.	KKH Skardu Road	74 Kms.	69 Kms.
15.	Chakdara-Chitral Road	15 Kms.	58 Kms.
16.	Dhulli-Aliabad Road	9.4 Kms.	9.4 Kms.
(B) CIVIL AVIATION :			
17.	Reconstruction of Terminal-II Building at Karachi	20%	100%
18.	Pasni	20%	—
19.	Bannu	20%	40%
20.	Zhob	65%	100%
(C) RAILWAYS :			
21.	Track Rehabilitation :		
	(a) Complete Track Renewal (Kms)	153	143
	(b) Sleeper Renewals (Kms)	201	106
	(c) Rail Renewal (Kms)	40	56
22.	Locomotives :		
	(a) New Procurement (Nos)	38	16% work has been envisaged which mainly includes the re-placement of order for the procurement of 30 locomotive.
	(b) Rehabilitation (Nos.)	—	14
23.	Passenger Carriages (Nos.)	110	105
(D) PORT QASIM :			
24.	Port Mohammad Bin Qasim	Continuation of work on facilities for berths 1 to 4 and on construction of berths 5 to 7 along-with facilities, utility connection, main access road and channel dredging.	Completion of work on 7 berths, continuation of works utility connection & access road channel dredging requisition of land and engineering services.
(E) & T & T :			
25.	New Telephone Lines (Nos.)	50,000	70,000
26.	Trunk positions (Nos.)		80
(F) POST OFFICES :			
27.	Operational Buildings (Nos.)	25	54
28.	Staff quarters (Nos.)	76	159
29.	New Post Offices (Nos.)	150	300


Sl. No.	Name of the Project	Physical Implementation	
		Upto June, 1983	Targets for 1983-84
1	2	3	4
PHYSICAL PLANNING & HOUSING.			
I. Physical Targets.			
(a) INTERIOR DIVISION (C.D.A.) :			
1.	National Assembly Building, Islamabad. (App.)	96 %	100 %
2.	Bulk Water Supply, Phase II, Islamabad. (App.)	94 %	110 %
3.	Sewerage system, Islamabad	59 %	67 %
4.	C. D. A. Roads, Islamabad	54 %	58 %
5.	Cabinet/Establishment Block, Phase I (App.)	16 %	50 %
(b) WORKS DIVISION :			
6.	Construction of a new building for Custom House, Karachi (App.) ..	50 %	72 %
7.	Const. of residential accommodation for Federal Employees, Dhana Singh Wala, Lahore (App.)	25 %	50 %
8.	Cons. of 3000 quarters for F. G. Servants, Islamabad, Phase-I (App.)	30 %	50 %
9.	Const. of residential accommodation for F.G. employees, Peshawar (App.)	70 %	85 %
10.	Const. of office building for Deptt. of Communications Security, Islamabad (App.)	98 %	100 %
II. Production Targets :			
1.	Urban Residential Plots. (Nos.)	55,000	85,000
2.	Urban Water Supply Add. Pop. to be served (Million)	1,000	1,400
3.	Urban Sewerage/Drainage Add. Pop. to be served (Million)	1,200	1,010
4.	Rural Water Supply Add. Pop. to be served (Million)	1,300	2,500
5.	Rural Sanitation. Add. Pop. to be served (Million)	0,300	0,550
6.	Government Servants Housing (Nos.)	2,000	3,500
7.	Govt. Offices & Buildings (Million Sft.)	1,000	1,000
8.	Environmental Improvement Add. Pop. to be served (Million). ..	—	0,600
MASS MEDIA			
I. Physical Targets			
(i) PBC			
1.	Broadcasting House, Islamabad. (App.)	89%	100%
2.	Broadcasting House, Peshawar. (App.)	70%	90%
(ii) PTVC			
3.	Television Centre, Islamabad	55%	65%
4.	Television Centre, Karachi	70%	83%
5.	Television Centre, Lahore	74%	80%
6.	Television Centre, Quetta	61%	79%
7.	Television Centre, Peshawar	60%	65%

Sl. No.	Name of the Project	Physical Implementation	
		Upto June, 1983	Targets for 1983-84
1	2	3	4
II. Production Targets :			
A. RADIO BROADCASTING :			
1.	Population Coverage	95%	95.2%
2.	Area Coverage	75%	75.2%
3.	M.W. Transmitters . (No.)	23	24
4.	M.W. Transmitting Power. (KW)	2222	2232
5.	S.W. Transmitters. (No.)	16	16
6.	SW Transmitting Power. (KW)	1161	1161
7.	Broadcasting Houses. (No.)	16	17
B. TELEVISION BROADCASTING :			
8.	Population Coverage	81%	81%
9.	Area Coverage	57%	57%
10.	Main TV Centres (Excluding Pilot Stations at Rawalpindi, Quetta and Peshawar (No.)	3	4
11.	Production Studios at Main T.V. Stations (No.)	5	7
12.	Re-Broadcast Centres and Translators. (No.)	13	13
13.	S.H.F. Links. (No.)	3	3
SCIENCE AND TECHNOLOGY			
1.	Strengthening of Agriculture Research Capabilities in Pakistan. (App.)	Ten Research Programmes.	Two Research Programmes and Training.
2.	Pakistan Agricultural Research Development Project. (App.)	.. Const. of NARC Continued.	Work would be Continued.
3.	National Institute of Bio-Technology. (Un-app.)	—	10%
4.	National Physical and Standard Laboratories, Islamabad	95%	100%
5.	Pak-Swiss Training Centre, PCSIR, Karachi	80%	100%
6.	National Institute of Clean Energy	—	10%
7.	Silicon Technology Dev. Centre, Islamabad	90%	100%
8.	National Institute of Electronics	88%	100%
9.	National Institute of Oceanography	80%	100%
	Phase I		
	Phase II	—	4%
10.	Health Service Research Project	50%	70%
11.	Drainage & Reclamation Institute of Pakistan. (App.)	85%	96%
12.	Establishment of National Building Research Institute. (Un-app.)	—	40%
13.	National Institute of Power. (Un-app.)	—	7%

Sl. No.	Name of the Project	Physical Implementation	
		Upto June 1983	Envisaged for 1983-84
1	2	3	4
EDUCATION AND TRAINING			
I. Physical Targets :			
1.	Improvement and Expansion of 24 Secondary Schools in Islamabad and Federal Area. (Un-app.)	—	13%
2.	Third Education Project. (App.)	80%	100%
3.	National Teachers' Training College, Islamabad. (App.)	18%	31%
4.	Baluchistan Engineering College, Khuzdar	25%	30%
5.	Introduction of Agro-Technical subject in the General School system ..	92%	100%
6.	Establishment of Cadet College, Mustang	25%	45%
7.	Punjab University New Campus Project (including 1st Centenary Library Building). (App.)	10%	42%
8.	Establishment of Islamia University, Phase I. (App.)	30%	45%
9.	University of Engineering and Technology, Lahore. (App.)	69%	77%
10.	Development of Second Campus University of Engineering and Technology, Taxila. (App.)	80%	88%
11.	N.E.D. University, Karachi. (App.)	75%	100%
12.	Mehran University of Engineering and Technology	66%	80%
13.	Estab. of Gomal University, D.I. Khan. (App.)	40%	55%
14.	Const. of Science Faculty, University of Baluchistan	67%	83%
15.	Estab. of University of A.J.K., Muzzaffarabad. (App.)	20%	35%
16.	Dev. of Quaid-i-Azam University, Phase II. (App.)	82%	100%
17.	Dev. of Allama Iqbal Open University. (App.)	49%	58%
18.	Text Book Printing Project through ADB	17%	27%
19.	National Library of Pakistan. (App.)	25%	55%
20.	National Vocational Training Project. (App.)	40%	50%
21.	Javed Azfar Computer Centre	—	100%
II. Production Targets :			
(i) PRIMARY EDUCATION (No.)			
1.	Opening of Mosque Schools (No.)	7,900	11,550
2.	Construction of Stores	2,000	3,855
3.	Construction of two room buildings of Primary schools for classes IV and V (No.)	1,000	2,685
4.	Construction of two room buildings of existing Primary Schools (No.)	1,030	1,410
5.	Establishment of new Girls Primary schools (No.)	300	1,210
6.	Opening of Primary Schools in Urban areas (No.)	20	213
7.	Provision of supplementary reading books (No.)	—	15,050
8.	Consolidation and Improvement of primary schools (No.)	1,677	1,830

Sl. No.	Name of the Project	Physical Implementation	
		Upto June 1983	Envisaged for 1983-84
1	2	3	4
9.	Supply of equipment in Primary schools (No.)	14,396	9,200
10.	Opening of Mohallah Schools (No.)	200	400
11.	Construction of Teacher Residences (No.)	111	600
12.	Increase in enrolment including estimates of enrolment in private schools (in lac).	5.11	6.90
	(ii) SECONDARY EDUCATION		
13.	Upgradation of :		
	(i) Primary schools (No.)	321	875
	(ii) Middle schools (No.)	218	300
14.	Improvement and consolidation of existing :		
	(i) Middle schools (No.)	423	345
	(ii) High schools (No.)		182
15.	Opening of New high schools (No.)	31	55
16.	Improvement of Libraries of :		
	(i) Middle schools (No.)	—	618
	(ii) High schools (No.)	—	440
17.	Introduction of agro-technical courses in :		
	(i) Middle stage (No.)	NA	140
	(ii) High stage (No.)	NA	34
18.	Construction of Hostel seats (No.)	NA	730
19.	Increase in Enrolment :		
	(i) Classes VI-VII (In lac)	0.90	0.486
	(ii) Classes IX-X (In lac)	0.25	0.23
	HEALTH]		
	I. Physical Targets.		
1.	Bolan Medical College, Quetta	70%	90%
2.	Ayub Medical College, Abbottabad	40%	60%
3.	Islamabad Hospital	89%	98%
4.	Polio Vaccine and Equipment Project, National Institute of Health ..	80%	100%
5.	Expended Programme of Immunization	40%	70%
6.	Nuclear Medical Centre, Islamabad	31%	100%
7.	Malaria Control Programme	50%	100%
8.	Children Hospital, Islamabad	—	60%
9.	Institute of Speech and Hearing Disorders, Islamabad	—	60%
10.	Primary Health Care, Basic Health Services Cell	—	6%
11.	Health Education Programme	—	6%
12.	Accelerated Health Programme	20%	30%

Sl. No.	Name of the Project	Physical Implementation	
		Upto June 1983	Envisaged for 1983-84
1	2	3	4
13.	Setting up of 3 RHC's and 12 BHU's in rural areas of Islamabad ..	32%	62%
14.	Drug Abuse Control, Narcotics Control Board	10%	25%
II. Production Targets.			
Child Care Programme			
(i)	Immunization (Million)	3	7.5
(ii)	Oral Rehydration Salt. (Packets Million)	5	7.5
(iii)	Training of Birth Attendants. (Nos.)	5,000	10,000
CULTURE AND SPORTS			
I. Physical Targets			
1.	Master plan for preservation of Moenjodaro. (App.)	33%	40%
2.	National Institute of Sports and Culture (App.)	94%	100%
3.	National Hokey stadium, Lahore (App.)	23%	50%
POPULATION WELFARE PROGRAMME			
I. Production Targets.			
1.	IUDs (Million Cases)	0.146	0.188
2.	Oral Pills (Million Cycles)	3.562	4.225
3.	Condoms (Million Units)	121.242	128.700
4.	Contraceptive Surgery (Million Cases)	0.056	0.076
5.	Injectables (Million Vials)	0.056	0.950



PART II
SEMI-PUBLIC SECTOR INVESTMENT
PROGRAMME (OUTSIDE ADP) 1983-84

(327-328)

A.—SUMMARY TABLE

(329-330)

THE UNIVERSITY OF CHICAGO LIBRARY

1950

THE UNIVERSITY OF CHICAGO LIBRARY

SEMI-PUBLIC SECTOR INVESTMENT PROGRAMME (OUTSIDE ADP) 1983-84


(Million Rupees)

Sl. No.	Sector/Agency/Project	Total Outside ADP 1983-84	Local Component			Foreign Component	
			Bank Credit	N.D.F.C.	Self financing	Foreign Credit	Foreign Equity
1	2	3	4	5	6	7	8
1.	Agriculture	50.00	—	—	50.000	—	—
2.	Power	2264.000	950.000	—	700.000	614.000	—
3.	Fuels	1971.000	850.000	24.000	590.000	507.000	—
4.	Industry	2198.000	1450.000	33.000	271.000	444.000	—
5.	Minerals	24.000	20.000	—	3.000	1.000	—
6.	Transport and Communications	1516.000	110.000	—	1399.000	7.000	—
7.	Physical Planning and Housing	116.000	—	—	116.000	—	—
Total (Outside ADP) ..		8139.000	3380.000*	57.000	3129.000	1573.000	—

* The Provision for bank credit is gross and tentative, subject to approval of National Credit Consultative Council.

B.—SECTORAL PROGRAMME

(333-334)



SEMI-PUBLIC SECTOR INVESTMENT PROGRAMME (OUTSIDE ADP) 1983-84

(Million Rupees)

Sl. No.	Sector/Agency/Project	Total Outside ADP 1983-84	Local Component			Foreign Component	
			Bank Credit	N.D.F.C.	Self-financing	Foreign Credit	Foreign Equity
1	2	3	4	5	6	7	8
AGRICULTURE :							
I. Commerce Division :							
<i>(Cotton Export Corporation)</i>							
1.	Construction of Cotton Storage Platform at Multan,	10.000	—	—	10.000	—	—
2.	Acquisition of Office space on Joint Ownership Basis by CEC the Proposed Finance and Trade Centre.	8.000	—	—	8.000	—	—
<i>(Rice Export Corporation)</i>							
3.	Construction of 5 x 5 Tons Rice Cleaning capacity and 50,000 Tons Storage Capacity Godown, at Bin Qan, Pipri, Karachi,	12.000	—	—	12.000	—	—
II. National Logistic Cell							
4.	Development of Livestock and Agriculture Farm	10.000	—	—	10.000	—	—
5.	Agro-Rental Services (Machinery & Equipment),	10.000	—	—	10.000	—	—
Total (Agriculture)		50.000	..	—	50.000	—	—
POWER :							
6.	Karachi Electric Supp. Co.	2264.000	950.000	—	700.000	614.000	—
Total (Power)		2264.000	950.000	—	700.000	614.000	—
FUELS :							
I. Production Division (PERAC)							
7.	Hydrocracker Project	196.000	150.000	—	46.000	—	—
8.	NRL Lube Expansion	495.000	280.000	—	28.000	187.000	—
II. Petroleum & Natural Resources Division							
(DGO)							
9.	Filling of Existing and New Storages	241.000	—	—	241.000	—	—
10.	LPG Distribution by PSOCL	24.000	—	24.000	—	—	—
(IGC)							
11.	Normal Distribution and Development Programme	26.000	20.000	—	6.000	—	—
12.	LPG Cylinders Distribution	6.000	4.000	—	2.000	—	—

(Million Rupees)

Sl. No.	Sector/Agency/Project	Total Outside ADP 1983-84	Local Component			Foreign Component	
			Bank Credit	N.D.F.C.	Sel finans	Foreign Credit	Foreign Equity
1	2	3	4	5	6	7	8
(SNGPL)							
13.	Project-V (Revised)	405.000	90.000	—	11000	200.000	—
14.	Distribution Development from 1983-84 to 1985-86,	162.000	110.000	—	5000	—	—
(KGC)							
15.	Expansion in Distribution Net Work and Meter Manufacturing Plant,	65.000	16.000	—	4000	—	—
(SGTC)							
16.	IRBP Compression Project	91.000	40.000	—	1.000	50.000	—
17.	Pirkoh Gas field Integration	200.000	130.000	—	—	70.000	—
18.	Expansion of Gas Purification and Compression Facilities	12.000	—	—	2.000	—	—
19.	Lasbela Super Link Project	38.000	10.000	—	8.000	—	—
20.	Multan Refinery	10.000	—	—	0.000	—	—
	Total (Fuels) ..	1971.000	850.000	24.000	90.000	507.000	—
INDUSTRY							
Production Division							
(PASMIC)							
21.	Pakistan Steel Mills, Karachi (State Engg. Corp.)	1200.000	1200.000	—	—	—	—
22.	Balancing of PMTF, Karachi	53.000	—	33.000	—	20.000	—
(PIDC)							
23.	Shahdadkot Textile Mills, Larkana	4.000	4.000	—	—	—	—
24.	Refuse Composting Plant at Mehmoodabad ..	7.000	3.000	—	4.000	—	—
25.	Hazara Forestry Pre-Investment	4.000	—	—	—	4.000	—
26.	Refuse Composting Plant, Mangupir	7.000	3.000	—	4.000	—	—
(State Cement Corp.)							
27.	Kohat Cement Project	20.000	10.000	—	10.00	—	—
28.	Thatta Cement Project	45.000	25.000	—	20.000	—	—
29.	Dandot Cement Project, Jhelum	55.000	30.000	—	25.000	—	—
30.	D. G. Khan Cement Project, D.G. Khan ..	195.000	70.000	—	50.000	75.000	—
31.	White Cement Expansion Project, Mianwali ..	10.000	10.000	—	—	—	—
32.	Pak. Cement Project	150.000	55.000	—	45.000	50.000	—
(PACO)							
33.	Manufacturing of Automobile Wheel Rim, Bela ..	21.000	1.000	—	—	20.000	—
34.	B&M of ND Motors (Tools & Die Shop) ..	1.000	1.000	—	—	—	—
35.	B&M of N.D. Motors (Foundry)	15.000	15.000	—	—	—	—

(Million Rupees)

Sl. No.	Sector/Agency/Project	Total Outside ADP 1983-84	Local Component			Foreign Component	
			Bank Credit	N.D.F.C.	Self-financing	Foreign Credit	Foreign Equity
1	2	3	4	5	6	7	8
(FCCCL)							
36.	Plastic Technology Centre				
37.	Preventive Maintenance Phase-II	8.000	3.000	—	—	5.000
38.	FCCCL Development Plan				—
(NFC)							
39.	Fertilizer Industry Rehabilitation Project	140.000	—	—	40.000	100.000
40.	Fertilizer Research & Development Institute, Multan	8.000	—	—	8.000	—
41.	Zinc Sulphate Manufacturing	0.500	—	—	0.500	—
42.	Balancing and Granulation Plant	4.000	—	—	4.000	—
43.	PFL Maintenance Specialists	0.500	—	—	0.500	—
44.	Fertilizer Bulk Storage, Phase-II	20.000	20.000	—	—	—
(Rehabilitation Projects NFC)							
45.	Rehabilitation of PAFL, Daudkhel	9.000	—	—	9.000	—
46.	Modernization and Expansion	12.000	—	—	12.000	—
47.	Multan Plant Rehabilitation	6.000	—	—	6.000	—
48.	Programme of Expatriate Technical Assistance	4.500	—	—	4.500	—
49.	Technical Training Centre	6.000	—	—	6.000	—
50.	Management Dev. Programme	0.500	—	—	0.500	—
51.	Technical & Operating Assistance	2.000	—	—	2.000	—
52.	NDFC (Foreign Credit)	170.000	—	—	—	170.000
Sub-Total (Production Div.)			2178.000	1450.000	33.000	251.000	444.000
II. Planning Division							
(NLC)							
53.	Industrial Investment	20.000	—	—	20.000	—
Sub-Total Planning Div.			20.000	—	—	20.000	—
Total (Industry)			2198.000	1450.000	33.000	271.000	444.000
MINERALS							
Ministry of Petroleum and Natural Resources							
(RDC)							
54.	Saindak Integrated Minerals Projects	21.000	20.000	—	—	1.000
(PMDC)							
55.	Development of Nari Panoos Salt Quarries.		0.300	—	—	0.300	—
56.	Development of Gypsum Deposits in Kohat.		0.300	—	—	0.300	—
57.	Development of Gypsum Deposits and Gypsum Plaster Plant in A.K.		2.000	—	—	2.000	—
58.	Development of Gypsum Quarries at Golewala Warcha.		0.400	—	—	0.400	—
Total (Minerals)			24.000	20.000	—	3.000	1.000

(Million Rupees)

Sl. No.	Sector/Agency/Project	Total Outside ADP 1983-84	Local Component			Foreign Component	
			Bank Credit	N.D.F.C.	Self-financing	Foreign Credit	Foreign Equity
1	2	3	4	5	6	7	8
Transport and Communications							
Ministry of Communications (PNSC)							
59.	Construction of One Motor Cargo Vessel at KSEW	10.000	10.000	—	—	—	—
60.	Acquisition of Six New Container Ships	7.000	—	—	—	7.000	—
(KPT)							
61.	Construction of Multipurpose and Dry Cargo Handling Berths	15.000	—	—	15.000	—	—
62.	Remodelling of M.I. Yard	15.000	—	—	15.000	—	—
63.	Container Terminal in West Bay	50.000	—	—	50.000	—	—
64.	Oil Products Berth	10.000	—	—	10.000	—	—
65.	Road Improvements	20.000	—	—	20.000	—	—
66.	Tugs & Pilot Boats	65.000	—	—	65.000	—	—
67.	Oil Skimmer	10.000	—	—	10.000	—	—
68.	Quay Cranes	13.000	—	—	13.000	—	—
69.	Engineering Services	12.000	—	—	12.000	—	—
Planning Division							
NLC							
70.	Purchase of 200 Trucks	180.000	—	—	180.000	—	—
71.	Purchase of Buses & Light Vehicles	5.000	—	—	5.000	—	—
72.	Payment of loan Instalments Fiat Vehicles (I of 1978-79)	36.000	—	—	36.000	—	—
73.	Payment of Loan Instalments for 115 Bowzers (II of 1981-82)	18.000	—	—	18.000	—	—
74.	Construction of Workshop/Base Depot.	7.000	—	—	7.000	—	—
75.	Establishment of 5 Container Freight Stations	15.000	—	—	15.000	—	—
76.	Engineering Equipment (Plants and Machinery)	70.000	—	—	70.000	—	—
77.	Tyre retreading machinery/raw materials	8.000	—	—	8.000	—	—
Civil Aviation Division							
(Civil Aviation Authority)							
78.	Construction of New Terminal Complex at Karachi International Airport	350.000	100.000	—	250.000	—	—
79.	Construction of New Terminal Complex at Islamabad International Airport.						
80.	Construction of New Terminal Complex at Lahore International Airport						
81.	Pakistan Railways	400.000	—	—	400.000	—	—
82.	2nd Carriage Way	200.000	—	—	200.000	—	—
Total (T & C)		1516.000	110.000	—	1399.000	7.000	—

(Million Rupees)

Sl. No.	Sector/Ministry/Project	Total Outside ADP 1983-84	Local Component			Foreign Component	
			Bank Credit	N.D.F.C.	Self-financing	Foreign Credit	Foreign Equity
1	2	3	4	5	6	7	8
PHYSICAL PLANNING & HOUSING							
(INTERIOR DIVISION)							
(CDA)							
83.	Construction of Flats	50.000	—	—	50.000	—	—
K.A. & N. A DIVISION							
84.	Mirpur Development Authority ..	20.000	—	—	20.000	—	—
PLANNING DIVISION							
(NLC)							
85.	Construction of accommodation and allied facilities and completion of on-going projects.	26.000	—	—	26.000	—	—
TOURISM DIVISION							
86.	P.T.D.C.	20.000	—	—	20.000	—	—
Total (PP & H)		86.000	—	—	116.000	—	—
Total—OUTSIDE ADP (Federal)		8139.000	3380.000	57.000	3129.000	1573.000	—

