

**GOVERNMENT OF PAKISTAN
PLANNING COMMISSION**

**DEVELOPMENT PROGRAMME
1965-66**

(1st July 1965 to 30th June 1966)

**AS APPROVED
BY
THE NATIONAL ECONOMIC COUNCIL**

June, 1965

GOVERNMENT OF PAKISTAN

PLANNING COMMISSION

FEDERAL PROGRESSIVE

1955-56

AND IS

APPROVED

BY

THE PLANNING COMMISSION

DEVELOPMENT PROGRAMME 1965-66

CONTENTS

	PAGES
Preface	
1. Summary :	(iii)
(A) All Pakistan—By Executing Authorities (Government Financed Programme)	1
(B) All Pakistan—By Location of Projects (Government Financed Programme)	2
(C) All Pakistan—On-going and New Schemes (Government Financed Programme)	3
2. East Pakistan Programme:	
(i) Summary	7
(ii) On-going and New Schemes (Summary Statement)	8
(iii) Agriculture	9
(iv) Water and Power	24
(v) Industry	31
(vi) Fuels and Minerals	40
(vii) Transport and Communications	41
(viii) Physical Planning and Housing	55
(ix) Education and Training	75
(x) Health	84
(xi) Manpower and Employment	84
(xii) Social Welfare	91
(xiii) Survey and Statistics	94
(xiv) Works Programme	95
3. West Pakistan Programme :	
(i) Summary	99
(ii) On-going and New Schemes (Summary Statement)	100
(iii) Agriculture	101*
(iv) Water and Power	146
(v) Industry,	170
(vi) Fuels and Minerals.. .. .	176
(vii) Transport and Communications	177
(viii) Physical Planning and Housing	204
(ix) Education and Training	245
(x) Health	276
(xi) Social Welfare	297
(xii) Manpower and Employment	299
(xiii) Works Programme	301
4. Central Programme :	
(i) Summary	305
(ii) On-going and New Schemes (Summary Statement)	306

CONTENTS—*concl.*

	PAGES
(iii) Summary—By Administrative Divisions	307
(iv) Agriculture	308
(v) Water and Power	323 ✓
(vi) Industry	330
(vii) Fuels and Minerals	335
(viii) Transport and Communications	336
(ix) Physical Planning and Housing	348
(x) Education and Training	358
(xi) Health	363 ✓
(xii) Social Welfare	369
(xiii) Manpower and Employment	370
(xiv) Works Programme	371
5. Appendix A.—Tentative Forecasts of Physical Targets envisaged in the Development Programme 1965-66	373
(i) Agriculture	375
(ii) Water and Power	383
(iii) Industry	386
(iv) Fuels and Minerals	392
(v) Transport and Communications	395
(vi) Physical Planning and Housing	399
(vii) Education and Training	403
(viii) Health	407
(ix) Social Welfare	409
(x) Manpower and Employment	411
(xi) Works Programme	412

PREFACE

This document contains the details of the Government Financed Programme for 1965-66 as reflected in the Budgets of the Central and Provincial Governments. The Summary statements of the Programme by executing authorities and regional allocations and distribution of on-going and new schemes are given in Tables A, B and C respectively.

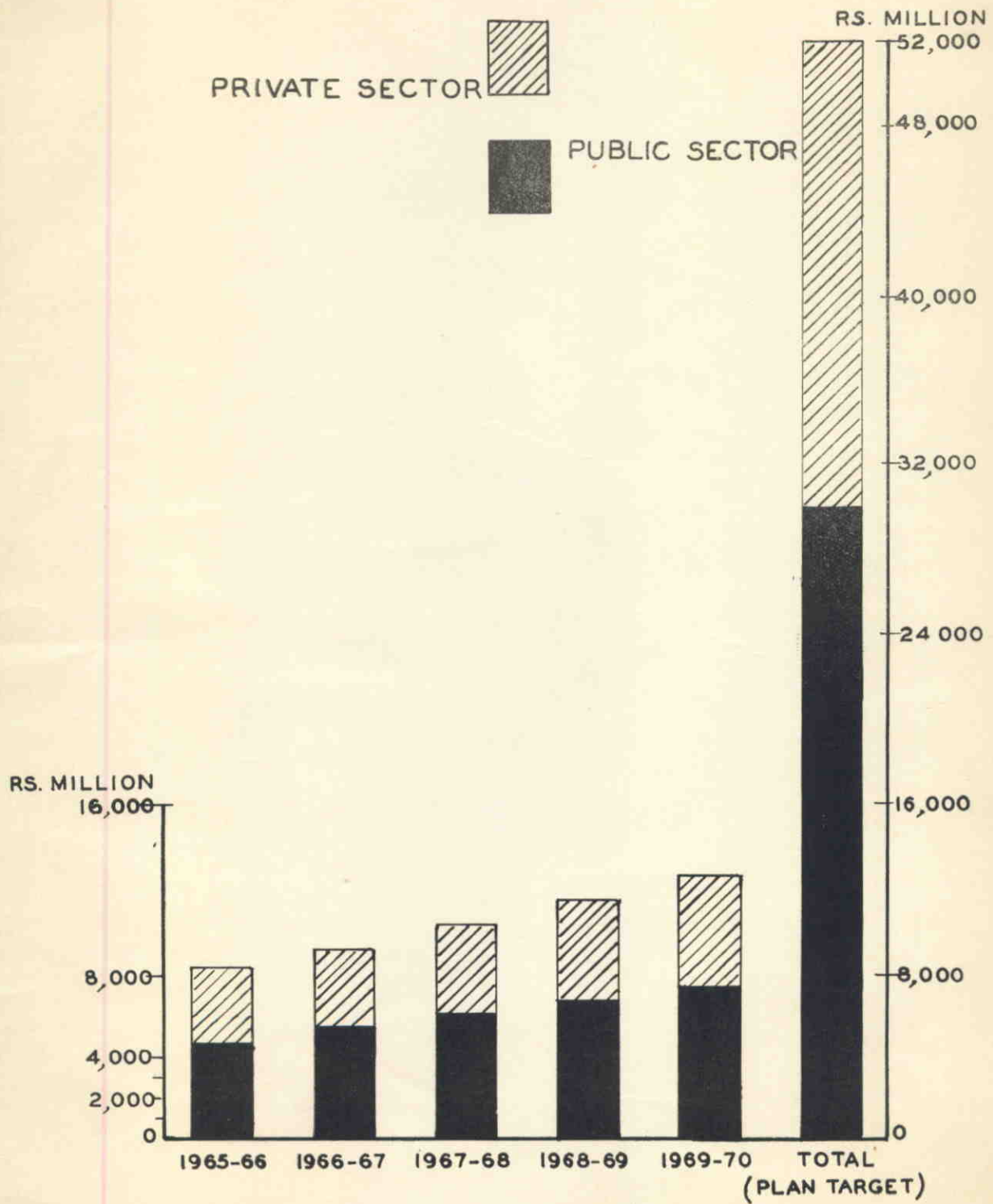
2. In compliance with the directive of the National Economic Council, tentative forecasts of physical targets envisaged in various sectors of the economy during 1965-66 are also included in the Development Programme at (Appendix 'A').

3. The foreign exchange components indicated against the schemes have been worked out on a tentative basis with reference to the information available from the original schemes. The actual allocations of foreign exchange would, however, be governed by the decisions of the Exchange Control Committee.

308-329.

325-385

PHASING OF EXPENDITURE OF THE THIRD PLAN



DEVELOPMENT PROGRAMME 1965-66
ALL PAKISTAN
BY EXECUTING AUTHORITIES
GOVERNMENT FINANCED PROGRAMME
SUMMARY TABLE—A

(Million Rupees)

Name of the Sector	East Pakistan		West Pakistan		Centre		Total	
	Budget Provision	Foreign Exchange Component	Budget Provision	Foreign Exchange Component	Budget Provision	Foreign Exchange Component	Budget Provision	Foreign Exchange Component
1	2	3	4	5	6	7	8	9
1. Agriculture	237·65	107·55	366·94	193·06	53·58	21·41	658·17	322·02
2. Water and Power	520·28	217·01	716·42	290·59	89·68	55·10	1,326·38	562·70
3. Industry	391·70	216·07	114·43	52·39	54·24	17·08	560·37	285·54
4. Fuel and Minerals	4·70	2·34	0·74	0·27	85·35	43·28	90·79	45·89
5. Transport and Communications	302·53	155·78	393·94	175·74	296·89	115·29	993·36	446·81
6. Physical Planning and Housing ..	151·80	39·22	162·44	38·07	165·00	43·66	479·24	120·95
7. Education and Training ..	147·42	17·95	169·05	13·64	17·92	2·64	334·39	34·23
8. Health	75·20	23·44	99·07	19·68	21·61	4·58	195·88	47·70
9. Social Welfare	8·00	2·39	2·97	—	3·93	—	14·90	2·39
10. Manpower and Employment ..	7·00	2·90	3·54	—	1·00	—	11·54	2·90
11. Works Programme	200·00	—	150·00	0·70	7·20	—	357·20	0·70
12. Survey and Statistics	3·72	0·70	—	—	—	—	3·72	0·70
13. Lump-sum Provision for Schemes of Bahawalpur Division.	—	—	6·00	—	—	—	6·00	—
TOTAL ..	2,050·00	785·35	2,185·54	784·14	796·40	303·04	5,031·94	1,872·53
LESS LIKELY SHORTFALL	102·50	—	380·54	—	93·40	8·99	576·44	8·99
TOTAL (NET) ..	1,947·50	785·35	1,805·00	784·14	703·00	294·05	4,455·50	1,863·54

DEVELOPMENT PROGRAMME 1965-66
ALL PAKISTAN
BY LOCATION|BENEFITS OF PROJECTS
GOVERNMENT FINANCED PROGRAMME
SUMMARY TABLE—B

(Million Rupees)

Name of the Sector	East Pakistan			West Pakistan			Un-allocable (Islamabad, Second Capital at Dacca, Azad Kashmir and Northern Areas)	Total Expenditure (Central and Provincial Combined)
	Central Expenditure	Provincial Expenditure	Total Expenditure	Central Expenditure	Provincial Expenditure	Total Expenditure		
1	2	3	4	5	6	7	8	9
1. Agriculture	22·74	237·65	260·39	22·14	366·94	389·08	8·70	658·17
2. Water and Power	29·67	520·28	549·95	40·41	716·42	756·83	19·60	1,326·38
3. Industry	20·25	391·70	411·95	20·18	114·43	134·61	13·81	560·37
4. Fuels and Minerals	42·67	4·70	47·37	42·68	0·74	43·42	..	90·79
5. Transport and Communications	117·22	302·53	419·75	164·67	393·94	558·61	15·00	993·36
6. Physical Planning and Housing ..	15·13	151·80	166·93	18·27	162·44	180·71	131·60	479·24
7. Education and Training ..	5·34	147·42	152·76	5·33	169·05	174·38	7·25	334·39
8. Health	3·97	75·20	79·17	6·34	99·07	105·41	11·30	195·88
9. Social Welfare	1·96	8·00	9·96	1·97	2·97	4·94	..	14·90
10. Manpower and Employment ..	0·30	7·00	7·30	0·70	3·54	4·24	..	11·54
11. Works Programme	—	200·00	200·00	—	150·00	150·00	7·20	357·20
12. Survey and Statistics	—	3·72	3·72	—	—	—	—	3·72
13. Lump-sum Provision for Schemes of Bahawalpur Division.	—	—	—	—	6·00	6·00	—	6·00
TOTAL ..	259·25	2,050·00	2,309·25	322·69	2,185·54	2,508·23	214·46	5,031·94
LESS LIKELY SHORTFALL..	30·25	102·50	132·75	34·69	380·54	415·23	28·46	576·44
TOTAL (NET) ..	229·00	1,947·50	2,176·50	288·00	1,805·00	2,093·00	186·00	4,455·50

Note.—The break-up of Central expenditure between East and West Pakistan is based on location/benefits of projects, and where it is not possible, on rough approximations only.



DEVELOPMENT PROGRAMME 1965-66
ALL PAKISTAN
(ON-GOING AND NEW SCHEMES)
GOVERNMENT FINANCED PROGRAMME
SUMMARY TABLE—C

(Million Rupees)

Name of the Sector	EAST PAKISTAN			WEST PAKISTAN			CENTRE			TOTAL		
	On-Going	New	Total	On-Going	New	Total	On-Going	New	Total	On-Going	New	Total
1	2	3	4	5	6	7	8	9	10	11	12	13
1. Agriculture	210·71	26·94	237·65	196·59	170·35	366·94	16·30	37·28	53·58	423·60	234·57	658·17
2. Water and Power	441·15	79·13	520·28	558·48	157·94	716·42	76·59	13·09	89·68	1,076·22	250·16	1,326·38
3. Industry	336·15	55·55	391·70	102·69	11·74	114·43	46·32	7·92	54·24	485·16	75·21	560·37
4. Fuels and Minerals	4·70	—	4·70	—	0·74	0·74	85·35	—	85·35	90·05	0·74	90·79
5. Transport and Communications	251·39	51·14	302·53	302·22	91·72	393·94	239·06	57·83	296·89	792·67	200·69	993·36
6. Physical Planning and Housing	126·63	25·17	151·80	112·57	49·87	162·44	149·79	15·21	165·00	388·99	90·25	479·24
7. Education and Training	120·08	27·34	147·42	58·75	110·30	169·05	15·78	2·14	17·92	194·61	139·78	334·39
8. Health	72·35	2·85	75·20	57·47	41·60	99·07	15·73	5·88	21·61	145·55	50·33	195·88
9. Social Welfare	3·10	4·90	8·00	2·20	0·77	2·97	3·93	—	3·93	9·23	5·67	14·90
10. Manpower and Employment	7·00	—	7·00	2·20	1·34	3·54	—	1·00	1·00	9·20	2·34	11·54
11. Works Programme	200·00	—	200·00	150·00	—	150·00	—	7·20	7·20	350·00	7·20	357·20
12. Survey and Statistics	0·36	3·36	3·72	—	—	—	—	—	—	0·36	3·36	3·72
13. Lump-sum Provision for Schemes of Bahawalpur Division.	—	—	—	—	6·00	6·00	—	—	—	—	6·00	6·00
TOTAL	1,773·62	276·38	2,050·00	1,543·17	642·37	2,185·54	648·85	147·55	796·40	3,965·64	1,066·30	5,031·94
LESS LIKELY SHORTFALL	—	—	102·50	—	—	380·54	—	—	93·40	—	—	576·44
TOTAL (NET)	—	—	1,947·50	—	—	1,805·00	—	—	703·00	—	—	4,455·50

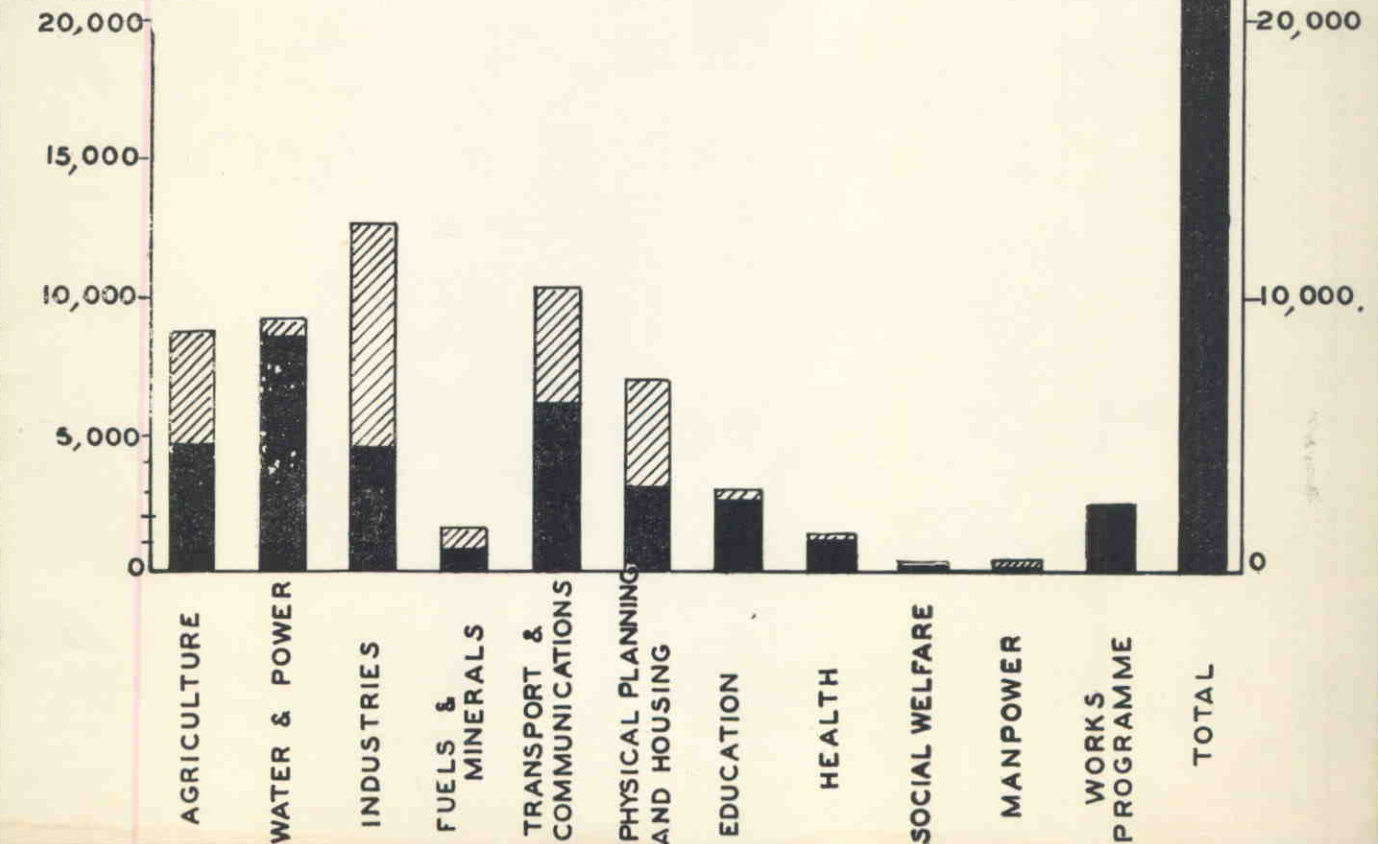
RS. MILLION

THIRD PLAN SECTORAL ALLOCATIONS

PRIVATE SECTOR 
PUBLIC SECTOR 

THE PUBLIC SECTOR PROGRAMME IS ON A GROSS BASIS.

RS. MILLION



1888

1889

1890

1891

1892

1893

1894

EAST PAKISTAN

DEVELOPMENT PROGRAMME 1965-66

SUMMARY—EAST PAKISTAN

(Million Rupees)

Name of the Sector	Provision for 1965-66	Foreign Exchange Required for 1965-66			
		Total	Foreign Aid	Own Resources	
1	2	3	4	5	
Agriculture	237·65	107·55	25·71	81·84	
Water and Power	520·28	217·01	158·10	58·91	
Industry	391·70	216·07	170·04	46·03	
Fuels and Minerals	4·10	2·34	..	2·34	
Transport and Communications	302·53	155·78	113·09	42·69	
Physical Planning and Housing	151·80	39·22	18·39	20·83	
Education and Training	147·42	17·95	2·70	15·25	
Health	75·20	23·44	8·67	14·77	
Social Welfare	8·00	2·39	..	2·39	
Manpower and Employment	7·00	2·90	..	2·90	
Survey and Statistics	3·72	0·70	..	0·70	
Works Programme	200·00	
TOTAL	2,050·00	785·35	496·70	288·65	
Less likely Shortfall	102·50				
		1947·50	785·35	496·70	288·65

AGRICULTURE

(Million Rupees)

Sl. No.	Name of the Scheme	Status of the Scheme	Estimated cost	Estimated expenditure during the 2nd Plan period	Third Plan Allocation	Revised Estimates for 1964-65	Provision for 1965-66	Foreign Exchange required for 1965-66			Source of Foreign Aid	Expenditure in subsequent years			
								Total	Foreign Aid	Own resources		1966-67	1967-68	1968-69	1969-70
1	2	3	4	5	6	7	8	9	10	11	12	13	14	15	16

AGRICULTURE (Main)

(1) Agriculture Directorate

On-going (Expanded and Revised)

1.	Plant Protection Services ..	Unapproved	15.00	10.17	15.00	3.72	1.19	0.20	Nil	0.20	..	13.81			..
2.	Establishment of Bureau of Agricultural Statistics.	Approved	2.94	1.29	2.94	0.40	0.27	0.05	Nil	0.05	..	2.67			..
3.	Soil Fertility and Soil Testing Institute.	Do.	7.50	4.37	7.50	1.00	1.50	0.08	Nil	0.08	..	6.09			..
4.	Soil Conservation	Do.	2.12	0.72	2.12	0.37	0.60	0.08	Nil	0.08	..	1.52			..
5.	20-acre Plant Nursery (Revised scheme for Establishment of Horticultural Centre in East Pakistan.	Do.	1.50	1.44	1.50	0.42	0.44	..	Nil	1.06			..
6.	R.D. Farms and Plots ..	Do.	1.00	0.72	1.00	0.25	0.10	..	Nil	0.90			..
7.	Increased fruit production with suckers of quick growing fruits.	Unapproved	1.00	0.63	1.00	0.19	0.30	..	Nil	0.70			..
8.	Establishment of Coconut Cell	Approved	4.68	2.13	2.56	0.93	0.69	0.02	Nil	0.02	..	1.87			..
9.	Pilot Orchard-cum-Nursery	Do.	1.50	0.30	1.50	0.30	0.50	0.17	Nil	0.17	..	1.00			..
10.	Betelnut Research-cum-Dev. Centre.	Unapproved	1.11	0.24	1.11	0.80	0.30	0.01	Nil	0.01	..	0.81			..
11.	Brood Lac Multiplication Farm (Scheme for Lac. Res. & Dev.) in East Pakistan.	Approved	0.71	0.09	0.71	0.17	0.18	0.03	Nil	0.03	..	0.53			..
12.	Estb. of Seed Testing Lab. at Ishurdi.	Do.	0.31	0.12	0.31	0.04	0.12	0.01	Nil.	0.01	..	0.19			..
13.	Agricultural Res. Institute ..	Do.	13.66	4.57	13.58	1.00	0.20	..	Nil.	13.38			..

(Million Rupees)

Sl. No.	Name of the Scheme	Status of the Scheme	Estimated cost	Estimated expenditure during the 2nd Plan period	Third Plan Allocation	Revised Estimates for 1964-65	Provision for 1965-66	Foreign Exchange required for 1965-66			Source of Foreign Aids	Expenditure in subsequent years			
								Total	Foreign Aid	Own resources		1966-67	1967-68	1968-69	1969-70
1	2	3	4	5	6	7	8	9	10	11	12	13	14	15	16
14.	Zonal Centre Trial of new Sugarcane varieties.	Approved	1.00	0.12	1.00	0.03	0.27	0.01	Nil.	0.01	..				0.73
15.	Agricultural Extension Training Institute.	Approved	8.40	3.47	8.40	1.00	1.97	..	Nil.				6.43
16.	Life history studies & Biological control of water hyacinth.	Unapproved	0.50	0.08	0.01	..	Nil.				0.49
17.	Planning & Evaluation Unit (Pl. Prot.).	Do.	0.40	0.62	0.07	..	Nil.				0.33
Total (on going)							8.71	0.66	..	0.66
<i>New</i>															
1.	Extension of Groundnut cultivation.	Approved	2.00	..	2.00	..	0.45				1.55
2.	Introduction of Coffee cultivation.	Do.	1.50	..	1.50	..	0.33	0.50	..	0.50	..				1.17
3.	Shifting and Re-organisation of existing A. R. I. extension training Institute to a new site.	Unapproved	48.44	..	21.20	..	1.00				20.20
4.	Scheme for Farm Mechanisation training Institute.	Do.	0.99	..	0.99	..	0.19				0.80
Total (new) Scheme							1.97	0.50	..	0.50
Total (Agriculture Directorate)							10.68	1.16	..	1.16

(ii) Agriculture Engineering

New

1. Schemes under Agricultural Engineering.	Do.	58.36	..	1.50	56.86
--	-----	----	----	-------	----	------	----	----	----	----	-------

(iii) Comilla Scheme.

On-going

1. Creation of three addl. demonstration Centres based on Comilla experience.	Approved	10.86	4.30	6.00	2.15	2.90	0.40	..	0.40	..	3.10
2. Comilla district integrated rural development.	Do.	50.18	5.18	43.61	4.46	3.00	40.61
3. Training Research Centre in Deep Tube well at Comilla.	Do.	0.69	0.30	0.39	0.30	0.39	0.27	..	0.27
						6.29	0.67	..	0.67

(iv) Agriculture University

On-going:

1. Development of the E. P. Agricultural University Mymn.	Un-approved	92.563	36.449	50.00	10.612	6.07	4.000	3.800	0.200	..	43.93
---	-------------	--------	--------	-------	--------	------	-------	-------	-------	----	-------

(v) Agricultural Information Service.

On-going :

1. Agricultural Information Service.	Approved	4.00	1.70	4.00	0.65	0.650	0.10	..	0.10	..	3.35
--------------------------------------	----------	------	------	------	------	-------	------	----	------	----	------

Total Agriculture (Main)

25.190	5.93	3.800	2.13
--------	------	-------	------	----	----

EPADC.

On-going

1. Procurement & distribution of Fertilizer.	Approved	541.63	312.89*	484.20	45.00	*52.66	42.00	**	42.00	..	431.54
2. Mechanised cultivation & Power Pump Irrigation.	Un-Approved	265.36	132.14	283.71	7.70	21.77	4.20	..	4.20	..	261.94
3. Introduction of Power Tiller.	Approved	1.39	2.20	1.39	0.02	0.31	1.08

(Million Rupees)

Sl. No.	Name of the Scheme	Status of the Scheme	Estimated cost	Estimated expenditure during the 2nd Plan period	Third Plan Allocation	Revised Estimates for 1964-65	Provision for 1965-66	Foreign Exchange required for 1965-66			Source of Foreign Aid	Expenditure in subsequent years					
								Total	Foreign Aid	Own resources		1966-67	1967-68	1968-69	1969-70		
1	2	3	4	5	6	7	8	9	10	11	12	13	14	15	16		
4.	Procurement of Pesticides & equipment for Plant Protection service.	Do.	225.00	75.81	225.00	25.00	35.90	22.55	**	22.55	..				1.08		
5.	Survey of Development of Chittagong.	Do.	..	3.46	192.16	3.46	0.92	0.92	0.92						
6.	Development of Chittagong.	Un-Approved	94.00	0.62	0.01	0.01	..			189.10		
7.	S. M. Farms (including fruit Nursery).	Approved	19.00	16.02	19.00	2.79	5.47			13.58			
8.	Production of improved seed by Registered Growers.	Un-Approved	5.50	7.60	5.50	0.73	0.67						
9.	Procurement & Distribution of Improved seeds.	Un-Approved	8.70		8.70		0.17				
10.	Procurement of Seeds from outside the Province.	Do.	3.78		3.78		..	2.71	..	2.71*				
11.	Development of Poultry	Do.	3.44	1.88	3.44	0.32	1.14	0.09	..	0.09	..			2.30			
12.	Constructions of Additional stores.	Approved	34.12	..	42.27*	..	10.50						
13.	Staff Training Institute of EPADC.	Do.	1.75	0.46		0.46	0.26					
Total EPADC.							129.89	72.48	0.92	71.56							

14

LIVESTOCK SERVICE :

1.	Establishment of Thana Veterinary Dispensaries (183) (64 dispensary in the 1st year).	Approved	14.99	4.10	14.99	1.37	3.730	0.19	..	0.19	..			11.260
2.	Establishment of Artificial Insemination Centre at District H/Q. (10 centres).	Un-Approved	1.97	0.65	1.97	0.13	0.310	0.03	..	0.03	..			1.660
3.	Establishment of Zoological Garden at Dacca.	Do.	2.98	2.54	2.98	2.02	0.867	0.09	0.04	0.05	..			2.123

4.	Veterinary Training Institute	Approved	2.77	0.11	2.77	0.11	1.680	0.22	..	0.22	..	1.090
5.	Completion of original scheme of Dairy & Cattle Improvement Farm, Savar.	Un-Approved	3.91	15.63	3.91	1.04	2.150	0.32	..	0.32	..	1.760
6.	Import of Cows from West Pakistan.	Do.	0.86	0.62	0.86	0.30	0.230	0.630
7.	Dairy Development in East Pakistan.	Approved	0.30	0.05	0.30	0.04	0.160	0.140
8.	Demonstration & Extension of Poultry Units in 17 district Thanas.	Un-Approved	0.85	0.48	0.85	0.36	0.170	0.12	..	0.12	..	0.680
Total Livestock Services							9.290	0.97	0.04	0.93		

FORESTRY

On-going :

1.	Expanded Regeneration ..	Un-Approved	11.74	3.53	11.74	1.87	1.18	9.56
2.	Regeneration of Government Forest land with Firewood.	Approved	4.92	0.96	4.92	3.32	0.50	0.05	..	0.05	..	0.46
3.	Afforestation of waste land in Rangpur and Dinajpur.	Do	1.50	0.93	1.50	0.28	0.28	0.03	..	0.03	..	0.65
4.	Afforestation of unculturable waste land in Mymensingh.	Do.	2.00	0.64	2.00	0.15	0.23	0.41
5.	Soft-wood Plantation in East Pakistan.	Do.	3.00	1.57	3.00	0.33	0.40	1.17
6.	Afforestation of Lalmai Hills in Comilla & waste land in Chittagong and acquired forests in Noakhali.	Do.	2.00	0.82	2.00	0.35	0.38	0.44
7.	Control of Jhuming in Chittagong Hill Tracts.	Do.	4.00	2.38	4.00	0.82	0.80	0.03	..	0.03	..	1.58
8.	Growing leaves for bidi manufacturers in East Pakistan.	Do.	1.65	1.89	1.65	0.50	0.27	1.62

* 50% to be borne by Central Government as Subsidy. ** May be financed from Commodity Aid in cash. *To be provided to Private Trade *Includes Exp. for H.Qr. Admn.
* Includes Rs. 26.33 million from the central allocation for their 50% contribution to the subsidy.

(Million Rupees)

Sl. No.	Name of the Scheme	Status of the Scheme	Estimated cost	Estimated expenditure during the 2nd Plan period	Third Plan Allocation	Revised Estimates 1964-65	Provision for 1965-66	Foreign Exchange required for 1965-66			Source of Foreign Aid	Expenditure in subsequent years			
								Total	Foreign Aid	Own resources		1966-67	1967-68	1968-69	1969-70
1	2	3	4	5	6	7	8	9	10	11	12	13	14	15	16
9.	Forest Extension Service.	Do.	3.00	1.90	3.00	0.75	0.35	0.05	..	0.05	..				1.65
10.	Improvement of communication, buildings and water supply in Govt. forests.	Do.	13.30	7.40	13.30	1.60	1.76	0.10	..	0.10	..				5.46
11.	Inventory survey and management of forest resources in East Pakistan and Aerial Survey of Kassalong and Pangkh-eong forests.	Approved.	0.65	1.094	0.65	10.94	0.10				0.55
12*	Forest Settlement survey and demarcation of forest boundary.	Do.	2.60	1.04	2.60	0.13	0.21	0.02	..	0.02	..				2.39
13.	Studies and Survey.	Do.	1.00	0.19	1.00	0.18	0.17	0.02	..	0.02	..				0.83
14.	Expansion of East Pakistan Forest School.	Do.	1.00	0.54	1.00	0.21	0.22	0.08	..	0.08	..				0.78
15.	Establishment of a Forest College in East Pakistan.	Do.	2.65	0.81	1.00	0.60	1.00	0.03	..	0.03
16.	Training of S. F. S. Students.	Do.	0.55	0.46	0.55	0.08	0.07	0.5				0.48
17.	Estbt. of Botanical Garden, Dacca.	Do.	3.00	2.25	3.00	0.35	1.00	0.05	..				2.00
18.	Improvement of Baldah Garden.	Do.	0.38	0.10	0.38	0.03	0.10				0.28
19.	Estbt. of Game Sanctuary in C. H. Tracts.	Do.	0.50	0.34	0.50	0.14	0.07				0.43
20.	National Park at Mcdhupur, Mymensingh.	Do.	1.30	1.27	1.30	0.10	0.10				1.20
21.	Plantation of minor Forest product combining schemes for cashewnut seed nursery.	Do.	1.00	0.1	1.00	0.01	0.10				0.90
22.	Silvicultural Research in East Pakistan.	Do.	0.90	..	0.90	..	0.06				0.84
23.	Forest Research Laboratory, Ctg.	Approved*	10.00	..	10.00†	..	1.15	0.20	..	0.20	..				8.85
Total (ongoing)								10.50	0.66	..	0.66				

†Plus 4.40 million U.N. Special fund.

*Transferred Scheme from Central Government.

B—New Scheme :

1. Afforestation of Coastal belt and offshore Island.	Approved	14.00	..	14.00	..	0.84	0.03	..	0.03	..	13.26
2. Estbt. of permanent nursery.	Do.	2.00	..	2.00	..	0.16	1.84
3. Training of Forest Guards.	Do.	0.10	..	0.10	..	0.03	0.07
4. Plantation of Fast growing Industrial species.	Do.	1.50	..	1.50	..	0.05	1.45
Total (New)						1.08	0.03	..	0.03
Total (Forestry)						11.58	0.69	..	0.69

FIDC

On-going

1. Chittagong Hill Tract Saw Mill.	Approved	11.00	10.00	1.00	4.00	1.00	0.81	0.81
2. Chittagong Hill Tracts Mechanical Timber Extraction Project, (Expanded in Third Plan).	Do.	37.92	17.82	20.00	3.17	11.56	8.24	8.24	3.44
3. Rubber Plantation and Integrated Rubber Processing Industries (Incorporating 2nd Plan Rubber Planting Project of 5,000 acres).	Do.	102.92	5.11	18.31	0.80	0.80	0.30	..	0.30	..	17.51
4. Timber Extraction from Saagoo-Mathamuri Research Forest.	Do.	2.45	1.76	0.68	0.02	0.09	0.05	..	0.05	..	0.59
Total FIDC ..						13.45	9.40	9.05	0.350

† Plus 4.40 million from U. N. Special fund.

*Transferred Scheme from Central Government.

(Million Rupees)

Sl. No.	Name of the Scheme	Status of the Scheme	Estimated cost	Estimated expenditure during the 2nd Plan period	Third Plan Allocation	Revised Estimates for 1964-65	Provision for 1965-66	Foreign Exchange required for 1965-66			Source of Foreign Aid	Expenditure in subsequent years			
								Total	Foreign Aid	Own resources		1966-67	1967-68	1968-69	1969-70
1	2	3	4	5	6	7	8	9	10	11	12	13	14	15	16
4.	Co-op. Statistics and Research Organisation.	Approved.	1.23	0.18	1.23	0.09	0.30				0.93
5.	Dev. of Sugarcane Growers Co-operatives.	Do.	15.17	1.23	3.97	0.95	2.60				1.37
6.	Co-op. Education and Training	Do.	3.99	1.89	3.99	..	0.90				3.09
7.	Dev. of Consumers' Co-operatives.	Unapproved	2.00	1.66	0.50	0.06	0.20	0.15	..	0.15	..				0.30
8.	Supervised Credit for Co-operatives.	Approved	0.17	0.07	0.10	0.03	0.03				0.07
Total (Cooperatives) ..							18.40*	1.03	..	1.03					

*Agriculture Marketing.**On-going Schemes:*

1.	Development of Agril. Marketing in East Pak.	Approved	1.43	0.46	1.43	0.14	0.35	0.03	..	0.03	..				1.08
2.	Improvement of Hide and Skin in East Pak.	Do.	1.17	0.17	1.17	0.07	0.26	0.03	..	0.03	..				0.91
3.	Improvement in Collection & Marketing of Wool in East Pakistan.	Do.	0.29	0.07	0.29	0.02	0.07	Nil				0.22
Total (on-going)							0.68	0.06	..	0.06					

New Schemes :

1. Improvement and construction of markets for Farm produces.	Approved	3.98	Nil	3.98	Nil	1.00	0.01	..	0.01	..	2.98
2. Warehousing in East Pakistan	Do.	3.33	Nil	3.33	Nil	0.30	0.03	..	0.03	..	3.03
Total (New)						1.30	0.04	..	0.04		
Total Agricultural Marketing						1.98	0.10	..	0.10		

FOOD

A.—New

1. Construction of 5 Silos of the total capacity of 290,000 tons for storage of foodgrains in bulk with mechanical handling equipments.	Unapproved	215.80	..	135.19	..	10.00	8.00	8.00	125.19
2. Purchase of automatic weighing machine.	Approved	1.40	..	1.40	..	0.14	0.12	..	0.12	..	1.26
3. Trailer pumps to pump out rain and flood water from godowns.	Do.	0.20	..	0.20	..	0.05	0.04	..	0.04	..	0.15
Total (New)						10.19	8.16	8.00	0.16		

21

On-going

1. Construction of 2.5 lakh tons foodgrain storage during 2nd 5-Year Plan (Main scheme) which includes:	Approved Expanded.	68.75	56.90	11.89	8.90	11.89	1.00	..	1.00
(a) Feasibility study of food-grain storage and handling needs, and	Do.	0.45	0.42
(b) Preliminary Engineering Study.	Do.	1.00	1.00	..	1.00
		70.20	58.32	11.89	9.90						

*Rs. 47.07 million represents only the development expenditure not the capital liability which comes to Rs. 120.00 million.

(.) Out of Rs. 18.40 million, Rs. 4.95 million which is shown under col. 11 as Revenue expenditure will be treated as development expenditure and Rs. 13.45 million under col. 10 as capital liability.

(Million Rupees)

Sl. No.	Name of the Scheme	Status of the Scheme	Estimated cost	Estimated expenditure during the 2nd Plan period	Third Plan Allocation	Revised Estimates 1964-65	Provision for 1965-66	Foreign Exchange required for 1965-66			Source of Foreign Aid	Expenditure in subsequent years				
								Total	Foreign Aid	Own resources		1966-67	1967-68	1968-69	1969-70	
1	2	3	4	5	6	7	8	9	10	11	12	13	14	15	16	
2.	Construction of approach roads, Culverts, Jetties, Railway Sidings to Local Supply Depots.	Approved Expanded	6.27	2.06	4.24	0.40	0.77	0.03	..	0.03	..				3.47	
3.	Construction of Administrative Buildings for the Four Directorates of Food Department.	Do.	3.50	1.76	0.74	0.20	0.74		
4.	Providing Reconditioning Plant, Sack Cleaner and Sack Sewing Machines to the Central Storage Depots and local supply depots.	Do.	0.80	0.66	0.14	0.04	0.15		
5.	Transportation of Additional Imports under Expanded PL 480 Programme (150 trucks).	Do.	6.34	5.78	0.56	0.46	0.56		
6.	Government Provender Mill ..	Do.	0.19	0.16	0.03	..	0.03		
Total (on-going)							14.14	1.00	..	1.00						
Total (Food) ..							24.33	9.19	8.00	1.19						

22

B.D.I.G.**On-going :**

1.	Development grants to Basic Democracies.	16.00	..	1.00				15.00
Total							1.00					

Revenue

On-going													
1.	Karnafuli Compensation Scheme.	Approved	43.80	36.35	2.68*	..	1.68	1.00	
2.	Karnafuli Rehabilitation Scheme.	Do.	19.60	15.81	1.10**	..	**1.10	
3.	Scheme for construction of settlement press sheds and staff quarters at Tejgaon.	Do.	0.80	0.73	0.01	..	0.01	
4.	Subsidised Power Pump Irrigation in Kassalong Rehabilitation area Chittagong Hill Tracts.	Do.	0.58	..	0.38	..	0.20	0.18	
Total (on-going)							<u>2.99</u>						
New													
5.	Expansion of existing settlement Press by construction of Additional Building and purchasing new presses including staff quarters.	Do.	1.99	..	1.99	..	1.00	0.11	..	0.11	..	0.99	
6.	Construction of 2nd floor of class IV employees.	Do.	0.15	..	0.15	..	0.10	0.05	
7.	Supplementary project, Karnafuli Rehabilitation Scheme.	Do.	11.00	..	11.00**	..	**1.00	10.00	
8.	Construction of the 3rd floor of the main land records and Surveys building.	Do.	0.28	0.20	0.08	
Total (New)							<u>2.30</u>		<u>0.11</u>		<u>0.11</u>		
Total (Revenue)							5.29**		0.11		..		
Grand Total (Agriculture)							<u>254.880</u>		<u>107.81</u>		<u>25.71</u>		<u>81.84</u>

NOTE.—*Fund for this scheme will come from water and power sector.
 **Fund for these schemes will come from Housing Sector. So total fund for ADP for 1965-66 and allocation for 3rd plan for the Revenue Sub-sector from Agriculture sector will be Rs. 1.51 and Rs. 2.81 million respectively.

WATER AND POWER

(Million Rupees)

Sl. No.	Name of the Scheme	Status of the Scheme	Estimated cost	Estimated expenditure during the 2nd Plans period	Third Plan Allocation	Revised Estimates for 1964-65	Provision for 1965-66	Foreign Exchange required for 1965-66			Source of Foreign Aid	Expenditure in subsequent years			
								Total	Foreign Aid	Own resources		1966-67	1967-68	1968-69	1969-70
1	2	3	4	5	6	7	8	9	10	11	12	13	14	15	16
Water															
<i>On-going :</i>															
1.	Karnafuli Hydro-Electric Project.	Approved	488.80	91.86	*34.80	0.60	**6.00	0.40	..	0.40	..				28.80
2.	Ganges Kobadak Kustia Unit.	Approved	197.80	157.15	33.28	26.50	15.00	3.00	..	3.00	..				18.28
		Un-approved	Revised 250.00												
3.	Comprehensive Drainage Scheme Dt. Faridpur.	Approved	27.50	22.89	4.42	5.00	2.49				1.93
		Un-approved	Revised 38.75												
4.	Prevention of Flood in Feni Sub-division Noakhali.	Approved	3.97	5.65	3.17	0.60	1.00				2.17
		Un-approved	Revised 9.92												
5.	Old Dakatia and little Feni river in Noakhali and Comilla.	Approved	12.85	13.88	3.54	3.50	3.54	0.30	..	0.30
		Un-approved	Revised 22.85												
6.	Flood Control survey and Investigation in East Pakistan (Hydrological survey).	Approved	65.80	22.13	39.69	3.50	5.50	2.38	2.18	0.20	..				34.19
7.	G. K. Survey Jessore Unit	Approved	13.00	15.54	3.77	4.80	3.77	0.65	..	0.65
		Un-approved	Revised 20.76												
8.	Services of General Consultants	Approved	48.81	34.81	55.76	10.60	7.00	6.00	6.00				48.76
			Revised 92.00												

9.	Small Schemes under continuous sanction.	46.91	174.00	10.00	12.84	161.16	
10.	Testa Barrage Project (Main)..	Approved		98.60	12.07	100.00	2.50	1.00	0.20	..	0.20	..	397.93
		CDWP		Revised 420.00									
11.	Coastal Embankments Project in East Pakistan.	Approved		576.90	394.07	285.93	110.00	91.96	5.80	5.80	191.97
		Un-approved		Revised 680.00									
12.	Improvement of Dredger Fleet	Approved		19.00	14.64	35.27	8.00	12.00	10.00	10.00	31.36
		Un-approved		Revised 58.00									
13.	Development of H. R. Laboratory.	Approved		3.25	3.66	3.53	1.10	1.74	0.15	..	0.15	..	1.79
		Un-approved		Revised 7.19									
14.	Comprehensive Investigation Drainage and Irrigation scheme Rajshahi, Pabna and Bogra.	Approved		7.14	13.71	0.87	4.23	0.87
		Un-approved		Revised 14.58									
15.	Ground Water Dev. and Pump Irrn.	Approved		-13.64	76.94	57.70	27.00	28.00	14.00	12.00	2.00	..	29.70
16.	Survey of specific schemes ..	Approved		5.00	4.61	0.39	1.00	0.39	21.03
17.	Comprehensive drainage scheme for Sadar sub-division, Noakhali.	Approved		8.67	8.47	24.03	2.00	3.00	0.04	..	0.04
		Un-approved		Revised 32.50									
18.	Improvement of Gazaria Ichamati river.	Approved		2.94	3.14	0.10	0.60	0.10
				Revised 3.24									
19.	Dacca-Narayanganj Demra Project.	Approved		8.59	10.33	5.20	5.00	5.20	2.60	†2.60
		Un-approved		Revised 15.53									
20.	Sangu Multipurpose Project (Survey).	Approved		2.16	3.91	0.14	2.55	0.14
		Un-approved		Revised 4.05									

* Includes Third Plan outlay for the Karnafulji Compensation Scheme of Revenue Department.

** Includes Rs. 1.68 million for the Karnafulji Compensation Scheme of Revenue Department.

† Includes Rs. 2.00 million to be released in Pakistani rupee.

Sl. No.	Name of the Scheme	Status of the Scheme	Estimated cost	Estimated expenditure during the 2nd Plan period	Third Plan Allocation	Revised Estimates for 1964-65	Provision for 1965-66	Foreign Exchange required for 1965-66			Source of Foreign Aid	Expenditure in subsequent years				
								Total	Foreign Aids	Own resources		1966-67	1967-68	1968-69	1969-70	
1	2	3	4	5	6	7	8	9	10	11	12	13	14	15	16	
21.	Brahmaputra Multipurpose Project (Survey).	Approved	9.70	6.85	4.77	2.80	3.75	1.30	1.20	0.10	..			1.02		
		Un-approved	Revised 11.82													
22.	Testa Sub-Project	Approved	4.89	2.87	0.81	1.50	0.81		
		Un-approved	Revised 6.71													
23.	Equipment Pool Project	Approved	30.01	14.65	40.00	2.80	8.00	5.87	5.87			38.35		
		Un-approved	Revised 61.00													
24.	Brahmaputra Flood Embt. (Phulchari to Serajganj).	Approved	44.40	18.48	35.52	16.00	19.07	7.99	7.99			17.45		
		Un-approved	Revised 55.00													
25.	Tippera-Chittagong (Multipurpose Project (Chandpur Flood Control and Irrign. Project)).	Approved	84.58	16.48	139.08	13.00	37.20	16.70	116.70			101.88		
		Un-approved	Revised 155.56													
26.	Dredging the Gumti river in Comilla dist.	Approved	7.77	4.27	1.75	0.50	1.75		
		Un-approved	Revised 11.62													
27.	Old Brahmaputra Multipurpose Project (P-I).	Approved	726.27	4.77	50.00	2.70	2.00	0.30	..	0.30	..			719.50		
28.	Manu river Project	Approved	25.59	3.40	22.19	2.00	2.50	0.80	..	0.80	..			19.69		
29.	Southern Rajshahi Irrigation Project.	Approved	70.70	0.46	70.24	0.40	1.00	0.50	..	0.50	..			69.24		
30.	Major projects on the Ganges in East Pakistan (Survey of Faridpur, Barisal projects and Ganges Barrage).	Approved	27.37	3.65	23.72	2.55	3.50	2.00	..	2.00	..			20.22		

31.	Feasibility study under U. S. AID loan Karnafuli Irrigation project.	Approved	2.50	0.91	1.59	0.91	1.27	0.48	0.48	0.32
32.	Feasibility study under cash Resources.	Approved	9.01	3.00	6.01	3.00	4.50	2.00	..	2.00	..	1.51
33.	Control over Brahmaputra for flood controlsurvey.	Approved	61.25	1.60	40.00	1.60	8.00	3.70	..	3.70	..	51.65
34.	Survey of Misc. Schemes	.. Approved	2.00	1.00	1.00	1.00	1.00	0.20	..	0.20
35.	Matamuhuri Multipurpose Project (Survey).	Approved	3.16	0.70	2.46	0.70	1.20	0.20	..	0.20	..	1.26
36.	Gumti Flood Control and Irrigation Project.	Approved	56.95	4.00	52.95	4.00	5.00	1.00	..	1.00	..	47.95
37.	Training for Irrigation Extension under freedom from Hunger Campaign.	Approved	0.88	0.65	0.23	0.65	0.23
38.	Comprehensive Extension Scheme for Projects under EPWAPDA.	Approved by C.D.W.P.	22.03	..	16.00	..	1.00	0.25	0.25	21.03
Total (Water)							..	303.23	88.81	71.07	17.74	

Power

On-going

1. Major Generation :

(a)	Siddhirganj 50 MW Thermal Plant.	Approved.	46.02	2.38	43.64	2.38	3.40	2.50	2.50	40.24
(b)	120 MW Ashuganj Thermal Plant (Sylhet 50 MW).	Do.	135.07	2.70	132.37	2.70	7.35	4.65	3.50	1.15	..	125.02
(c)	Karnafuli 3rd Unit	.. Do.	23.62	2.00	21.62	2.00	2.40	2.00	2.00	19.22

2. Minor Generation :

(a)	Conversion of Dhanmondi and Siddhirganj Power Stations to natural Gas Firing (shifting Plant to Rajshahi).	Do.	2.00	Nil	2.00	..	0.67	0.58	..	0.58	..	1.33
-----	--	-----	------	-----	------	----	------	------	----	------	----	------

† Includes Rs. 7.39 million to be released in Pakistani rupee.

‡ Includes Rs. 3.60 million to be released in Pakistani rupee.

(Million Rupees)

Sl. No.	Name of the Scheme	Status of the Scheme	Estimated cost	Estimated expenditure during the 2nd Plan period	Third Plan Allocation	Revised Estimates 1964-65	Demand for 1965-66	Foreign Exchange required for 1965-66			Source of Foreign Aid	Expenditure in subsequent years			
								Total	Foreign Aid	Own resources		1966-67	1967-68	1968-69	1969-70
1	2	3	4	5	6	7	8	9	10	11	12	13	14	15	16
(b)	Auxiliary Liquid Fuel Firing of Boilers at Bheramara Steam Station.	Approved	1.60	1.00	0.60	1.00	0.60	0.13	..	0.13	..				
(c)	Auxiliary Liquid Fuel Firing of Boilers at Goalpara Steam Station.	Do.	1.95	1.22	0.73	1.22	0.73	0.13	..	0.13	..				
3. Major Transmission (66 KV & above):															
(a)	Ishurdi-Bheramara-Goalpara 132 Kv. Int. connector.	Do.	19.30	24.42	25.29	18.50	8.50	2.65	2.20	0.45	..		16.79		
			R-49.73												
(b)	Siddhirganj—Ashuganj—Sylhet (Comilla—Sylhet) 132 KV.	Do.	38.60	18.71	36.93	13.75	11.00	4.30	3.55	0.75	..		25.93		
			R-55.64												
(c)	Siddhirganj—Ashuganj—Addition of 2nd circuit 132 KV.	Do.	3.53	0.31	3.22	0.31	1.00	0.80	0.80		2.22		
(d)	Siddhirganj—Ishurdi (Siddhirgani—Jhenaidah 132 KV Int. connector).	Do.	32.36	0.66	47.34	0.66	3.40	2.50	2.50		43.94		
			R-48.00												
(e)	Secondary Transmission and Distribution (East and West of Brahmaputra).	Do.	109.20 to be revised	62.96	46.24	44.84	18.00	9.75	8.00	1.75	..		28.24		
4.	Secondary Transmission and Distribution 33 KV.	Do.	57.35	21.46	35.89	20.89	14.00	8.30	..	8.30	..		21.89		
5.	Secondary Transmission and distribution under 33 KV.	Do.	9.49	3.32	6.17	2.02	4.15	0.25	..	0.25	..		2.02		
6.	Feasibility and Survey ..	Do.	7.31	4.47	2.84	3.54	1.75	0.75	..	0.75	..		1.09		
7.	Rural Electrification Pilot Project under Kotwali Thana, Comilla.	Do.	4.90	1.98	2.92	1.98	2.00	0.25	..	0.25	..		0.92		

8. Load Despatch Centre and Central Control Room.	Do	7.75	0.10	7.65	0.10	0.60	0.35	0.10	0.25	..	7.05
9. Workshop and Laboratory :											
(a) Maintenance Test and Research Laboratories.	Do.	4.87	3.73	6.11	2.11	1.32	0.50	..	0.50	}	3.47
(b) Electrical and Mechanical Workshop.	Do.	4.97									
10. Acquisition and/or Improvement and Supply of power to small undertakings.	Do.	58.07	29.30	28.77	11.61	14.47	7.63	..	7.63	..	14.30
11. Miscellaneous :											
(a) Isolated Generation and Distribution.	Do.	80.20	26.41	58.79	26.43	23.00	9.00	8.50	0.50	..	30.79
(b) Dacca Electric Supply	.. Approved by CDWP	46.30	44.53	1.77	11.80	1.77
12. Emergency Power Schemes.	General Do.	21.56	1.05	20.51	1.05	16.40	15.40	12.60	2.80	..	4.11
Total (On-going)						..	137.83	72.92	46.25	26.67	

New

13. Major generation.

(a) Khulna Area Thermal Plant 60 MW.	Un-approved.	60.00	..	60.00	..	12.50	9.55	9.00	0.55	..	47.50
(b) Chittagong Area Thermal Plant 60 MW.	Do.	60.00	..	60.00	..	12.50	9.55	9.00	0.55	..	47.50
(c) Dacca Area Thermal Plant 120 MW.	Do.	120.00	..	120.00	..	25.00	18.55	18.00	0.55	..	95.00

14. Primary Transmission :

(a) 132 KV Dacca Loop 48 miles.	Do.	14.40	..	14.40	..	1.55	1.05	0.20	0.85	..	12.85
(b) 132 KV Chittagong Loop (32 miles).	Do.	9.60	..	9.60	..	1.55	1.05	0.20	0.85	..	8.05
(c) 132 KV Ishurdi—Bogra—Rangpur—Nilphamari Transmission lines (150 miles).	Do.	45.00	..	43.00	..	1.26	0.75	0.30	0.45	..	43.74

**15. Secondary Transmission and Distribution lines :
33 KV and under 33 KV lines.**

	Do.	225.00	..	225.00	..	14.75	9.00	..	9.00	..	210.25
--	-----	--------	----	--------	----	-------	------	----	------	----	--------

(Million Rupees)

Sl. No.	Name of the Scheme	Status of the Scheme	Estimated cost	Estimated expenditure during the 2nd Plan period	Third Plan Allocation	Revised Estimates for 1964-65	Demand for 1965-66	Foreign Exchange required for 1965-66			Source of Foreign Aid	Expenditure in subsequent years			
								Total	Foreign Aid	Own resources		1966-67	1967-68	1968-69	1969-70
1	2	3	4	5	6	7	8	9	10	11	12	13	14	15	16
16.	Rural Electrification	.. Un-approved	110.00	..	110.00	..	1.50	0.75	..	0.75	..				108.50
17.	Miscellaneous :														
(a)	Electrical Equipment	.. Do.	80.00	..	80.00	..	5.28	4.08	4.08				74.72
(b)	Workshops and Laboratories	Do.	5.00	..	5.00	..	0.45	0.20	..	0.20	..				4.55
(c)	Investigation, Survey and studies.	Do.	20.00	..	20.00	..	1.00	0.60	..	0.60	..				19.00
(d)	Engineering Academy at Kaptai.	Approved.	2.70	..	2.70	..	0.79	0.15	..	0.15	..				1.91
(e)	Central Storage Project	.. Do.	4.60	..	4.60	..	1.00				3.60
	Total (New)	..					79.13	55.28	40.78	14.50
	Total (Power)						216.96	128.20	87.03	41.17
	Grand Total (water and power)	..					520.28	217.01	158.10	58.91					

INDUSTRY

(Million Rupees)

Sl. No.	Name of the Sub-Sector	Provision for 1965-66	Foreign Exchange Required for 1965-66		
			Total	Foreign Aid	Own Resources
1	2	3	4	5	6
1.	EPIDC	318.81	186.38	153.19	33.19
2.	FIDC	36.20	20.58	16.25	4.33
3.	EPSIC	18.12	6.16	0.60	5.56
4.	FDC	1.29	0.027	..	0.027
5.	Cooperatives	2.15	1.52	..	1.52
6.	Large Industrial Estates:				
	(a) DIT	7.98	1.00	..	1.00
	(b) CDA	4.49	0.30	..	0.30
	(c) KDA	2.66	0.10	..	0.10
	Total	391.70	216.067	170.04	46.027

(Million Rupees)

Sl. No.	Name of the Scheme	Status of the Scheme	Estimated cost	Estimated expenditure during the 2nd Plan period	Third Plan Allocation	Revised Estimates for 1964-65	Provision for 1965-66	Foreign Exchange required for 1965-66			Source of Foreign Aid	Expenditure in subsequent years			
								Total	Foreign Aid	Own resources		1966-67	1967-68	1968-69	1969-70
1	2	3	4	5	6	7	8	9	10	11	12	13	14	15	16
"H" Manufacture of Textile (Jute):															
Phase IV-A:															
	Jabbar Jute Mills	Approved	16.50	1.74	1.51	1.61	1.51
Phase IV-B:															
1.	Afil Jute Mills	Approved	16.50	1.75	0.75	1.54	0.75
2.	Kohinoor Jute Mills	Do.	16.50	1.74	1.51	1.52	1.51
3.	A. K. Khan Jute Mills	Do.	16.50	1.74	0.76	1.01	0.76
4.	Star Alkaid Jute Mills	Do.	16.50	2.45	0.80	1.76	0.80
Phase V:															
1.	Maqbulur Rahman Jute Mills	Do.	15.00	0.95	1.55	0.83	1.55
2.	Sattar Jute Mills	Do.	15.00	0.95	1.55	0.83	1.55
Phase VI:															
	E.P.I.D.C. Jute Mills No. 1	Do.	16.50	0.75	1.00	0.75	1.00
	E.P.I.D.C. Jute Mills No. 2	Do.	16.50	0.75	1.00	0.75	1.00
	E.P.I.D.C. Jute Mills No. 3	Do.	16.50	0.75	1.00	0.75	1.00
	E.P.I.D.C. Jute Mills No. 4	Do.	16.50	0.75	1.00	0.75	1.00
	Total—(On-going)	Approved	280.26	158.73	₹129.89	31.18
		Un-approved	129.89	28.84

New

Paper and Newsprint :

1.	Moulded Particle Board	Under study	20.00	..	20.00	..	13.00	10.10	10.00	0.10				7.00
2.	Paper Pulp Complex	Do.	288.74	..	258.74	..	15.00	10.20	10.00	0.20				273.74

Non-Metallic Industries :

1. Chittagong Cement Factory .. Approved (Purchase and Shares).	1.00
2. Narayanganj Cement Factory	Under study	25.50	..	10.00	..	0.05	0.05	..	0.05	..	25.45
3. Ceramic Industry	Do.	N.A.	..	30.00	..	0.05	0.05	..	0.05	..	29.95

Chemical and Pharmaceutical:

1. Squib of Pakistan	Under study	3.64	..	3.64	..	0.20	3.44
2. Insecticide and Pesticides ..	Do.	20.00	..	20.00	..	0.20	0.20	..	0.20	..	19.80
3. Dyes Stuff	Do.	20.00	..	20.00	..	0.05	0.05	..	0.05	..	19.95
4. Industrial Complex based on mollasses	Do.	60.00	..	30.00	..	0.30	0.30	..	0.30	..	59.70
5. Sea Salt soda ash complex ..	Do.	N.A.	..	20.00	..	0.20	0.20	..	0.20	..	19.80
6. Synthetic Fibre	Do.	155.00	..	15.00	..	0.20	0.20	..	0.20	..	114.80

Manufacture of Textile (Cotton):

1. Scheme for Modernisation of M.C.M.	Under Study	3.71	..	3.71	..	3.71	3.30	3.30
--	-------------	------	----	------	----	------	------	------	----	----	----

Broad Looms:

1. E.P.I.D.C. Broad Looms No. 1	Cleared by C.D.W.P.	10.00	..	1.50	..	0.50	1.00
2. E.P.I.D.C. Broad Looms No. 2	Do.	10.00	..	1.50	..	0.50	1.00
3. E.P.I.D.C. Broad Looms No. 3	Do.	10.00	..	1.50	..	0.50	1.00

Feasibility Studies	10.00	..	3.09	3.00	3.00	6.91
---------------------------	----	----	----	-------	----	------	------	------	----	----	------

Total (New) Approved	38.55	27.65	23.30	4.35
----------------------------	----	----	----	----	----	-------	-------	-------	------	----	----

Total (EPIDC) .. Approved Un-Approved	318.81	186.38	153.19	33.19
--	----	----	----	----	----	--------	--------	--------	-------	----	----

(Million Rupees)

Sl. No.	Name of the Scheme	Status of the Scheme	Estimated cost	Estimated expenditure during the 2nd Plan period	Third Plan Allocation	Revised Estimates 1965-66	Provision for 1965-66	Foreign Exchange required for 1965-66			Source of Foreign Aid	Expenditure in subsequent years			
								Total	Foreign Aid	Own resources		1966-67	1967-68	1968-69	1969-70
1	2	3	4	5	6	7	8	9	10	11	12	13	14	15	16
EPFIDC															
<i>On-going</i>															
1.	Sylhet Pulp and Paper Mill ..	Approved	85.85	1.79	84.06	0.80	25.00	15.00	15.00				59.06
2.	Integrated Timber Industrial Unit in North Bengal (Rangpur).	Do.	1.29	0.94	0.35	0.53	0.35	0.08	..	0.08
3.	Feasibility studies on utilization of Semi-hardwood timber waste and other lowgrade timber (Sundarban).	Do.	0.91	0.71	0.20	0.07	0.20
4.	Feasibility survey for Developing Manufacturing of Wood Preservatives.	Do.	0.60	0.40	0.20	0.05	0.20
Total (on-going) ..								25.75	15.08	15.00	0.08				
<i>New</i>															
5.	F.I.D.C. Wood and Bamboo Treating and Processing Plant in Sylhet district (at Juri).	Approved	2.10	..	2.10	..	1.60	0.70	..	0.70	..				10.50
6.	Lumber Processing complex, Kaptai.	Un-Approved	8.40	0.40	8.00	..	1.50	1.00	0.25	0.75	..				6.50
7.	Expansion of F.I.D.C.'s Wood Treating and Seasoning Units at Chittagong.	Do.	4.20	0.20	4.00	..	1.50	1.00	Nil	1.00	..				2.50
8.	Sundarban Forest resources Utilisation Complex, Khulna.	Do.	16.14	4.00	12.14	..	3.00	1.50	0.50	1.00	..				9.14
9.	Development of Sango Matamuri Reserve Forest and an integrated Forest Industries Complex log Extraction.	Do.	177.54	1.15	176.39	..	2.35	1.00	0.50	0.50	..				174.04
10.	Pre-Investment study for Forest Industries.	Do.	2.50	..	2.50	..	0.50	0.30	..	0.30	..				2.00
Total (New) ..								10.45	5.50	1.25	4.25				
Total (EPFIDC) ..								36.20	20.58	16.25	4.33				

Small Industries

On-Going

1.	Rural Industrial Service ..	Approved	3.05	2.53	0.52	0.28	0.52
2.	Pilot Project for Glazed Pottery.	Do	1.22	0.82	0.40	..	0.10	0.30
3.	Light Engineering Institute ..	Do.	6.03	2.17	3.86	1.00	1.86	0.50	..	0.50	..	2.00
4.	Artisan workshop at Tongi & Chittagong.	Do.	2.32	0.90	1.42	0.80	1.42	1.00	..	1.00
5.	Feeder Sericulture Nurseries ..	Do.	1.82	0.50	1.32	0.18	0.50	0.10	..	0.10	..	0.82
*6.	Technical & Advisory Service for Small Industries.	Do.	4.20	0.67	4.28	0.17	2.00	0.60	0.60	2.28
7.	Service & Facility centre for leather.	Do.	1.64	0.70	0.94	0.20	0.94
8.	Service & facility centre for wood works.	Do.	1.53	0.50	1.03	0.30	0.80	0.23
9.	Service & facility centre for textile.	Do.	3.43	1.30	2.15	0.80	2.15	0.30	..	0.30
10.	Small Industries Estate, Mymensingh.	Do.	0.69	0.30	0.39	0.30	0.39
11.	Small Industries shed at Brahmanbaria, Choumohani, Saidpur & Jamalpur.	Do.	0.55	0.20	0.35	0.20	0.35	0.20	..	0.20
12.	Artisan Workshop at Khulna and Rajshahi.	Do.	3.15	0.60	2.55	0.60	1.20	0.80	..	0.80	..	1.35
13.	Small Industries Technical Assistance Centre.	Do.	3.29	0.20	3.09	0.20	0.54	0.07	..	†0.07	..	2.55
14.	Pilot Project for washing of clay Mymensing	Do.	1.85	0.20	1.65	0.20	1.20	0.60	..	0.60	..	0.45
15.	Scales & Display Centre for Small Industries.	Do.	1.17	0.22	0.95	0.22	0.95	0.15	..	0.15
Total (on-going) ..							14.92	4.32	0.60	3.72

New

1.	Feasibility Studies and Survey	Un-Approved	1.00	..	1.00	..	0.60	0.20	..	0.20	..	0.40
2.	Service Centre. :											
(a)	Rural Industry ..	Do.	5.00	..	5.00	..	1.10	1.00	..	1.00	..	2.90

*6. Expenditure subject to availability for World Bank Loan.

†13. Total allocation is Rs. 3.09 million, out of which Rs. 2.55 million is Ford Foundation support received in—1964-65.

(Million Rupees)

Sl. No.	Name of the Scheme	Status of the scheme	Estimated cost	Estimated expenditure during the 2nd Plan period	Third Plan Allocation	Revised Estimates for 1964-65	Provisions for 1965-66	Foreign Exchange required for 1965-66			Source of Foreign Aid	Expenditure in subsequent years			
								Total	Foreign Aid	Own resources		1966-67	1967-68	1968-69	1969-70
1	2	3	4	5	6	7	8	9	10	11	12	13	14	15	16
3.	Pioneering Industries (Small Industries Programme) phase I & II—studies.	Un-Approved	0.60	..	0.60	..	0.60	0.24	..	0.24
4.	Common Facility Centre for Hosiery at Pabna.	Do.	1.20	..	1.20	..	0.30	0.20	..	0.20	0.90
5.	Small Industries Training Centre : Staff Training ..	Do.	0.90	..	0.90	..	0.10	0.80
6.	Design Centre : Expansion of Existing Design Centre at Dacca.	Do.	1.00	..	1.00	..	0.50	0.20	..	0.20
	Total (New)	3.20	1.84	..	1.84
	Total (Small Industries) .. FDC	18.12	6.16	0.60	5.56
	<i>On-Going</i>														
1.	Development of Film Industry (Expansion of Studio Laboratory).	& Approved	2.400	1.807	0.593	0.307	0.59
<i>New</i>	2. Setting up of second Studio & Laboratory in Dacca.	Un-Approved	31.600	..	19.740	..	0.50	0.017	..	0.017	19.24
3.	The Film Institute of Pakistan	Do.	4.700	..	4.700	..	0.20	0.010	..	0.010	4.50
	Total (FDC)	1.29	0.027	..	0.027	23.03
	<i>Co-operative</i>														
<i>New</i>	1. Development of Weavers Co-operatives.	Scheme under preparation.	26.42	..	26.42	5.85	1.50	*1.20	*1.20	*1.20	24.92
2.	Development of Brush and Bell Metal Industry on Co-operative basis.	Do.	0.40	..	0.40	0.22	0.05	0.01	..	0.01	0.35
3.	Development of Salt Manufactures Co-operatives basis.	Do.	4.27	..	4.27	..	0.60	0.31	..	0.31	3.67
	Total (Co-operatives)	2.15	1.52	..	1.52

*Provision is Rs. 0.9 million of which Rs. 0.6 million will be spent on imported items. This Rs. 0.6 million will be a revolving amount. Hence for two shipping period in a year, the Department will need foreign exchange to the extent of Rs. 1.2 million.

Industrial Estates
D I T

1. Tongi Industrial Estate	..	Approved by E.C. of N.E.C.	16.20	18.18	10.00	6.00	0.98	0.10	..	0.10	..	9.02
2. Development of 200 acres for commercial purpose.		Do.	20.80	8.05	155.00	4.60	2.00	0.40	..	0.40	..	13.00
3. Reclamation and development of low-lying land between Dacca-Narayanganj Road and Railway line.		Approved by P.P.A.	57.50	3.43	35.00	3.33	5.00	0.50	..	0.50	..	30.00

Total ..

7.98 1.00 .. 1.00

K. D. A.

On-going :

1. Establishment of an Industrial Estate at Khulna.	Approved.	12.10	5.78	6.32	1.00	2.66	0.10	..	0.10	..	3.66
---	-----------	-------	------	------	------	------	------	----	------	----	------

C. D. A.

On-going :

1. Expansion of light Industrial Area at Sholashahar Chittagong.	Approved	2.20(a) 3.00(R)	3.583	7.387	1.080	1.387
2. Development of Industrial Estate at Fouzderhat.	Do.	28.70	9.69	10.00	2.20	1.300	0.10	..	0.10	..	17.71
3. Development of Industrial Area East of Hathazari Road.	Approved by C.D.W.P.	15.70	1.323	7.74	0.50	1.00	0.05	..	0.05	..	13.377
4. Kalurhat Heavy Industrial Estate (Phase I and II).	Under revision.	2.35(a) 9.32	3.759	5.00	1.099	0.803	4.758
5. Development of Noxious Industries at Chittagong.	Approved.	1.86	0.981	0.869	0.501	0.500	0.369

Total—(On-going) ..

3.99 0.15 .. 0.15 ..

New :

6. Development of the area on the left bank of Karnafuli	Do.	0.50	0.15	..	0.15
--	-----	----	----	----	----	------	------	----	------	----	----

Total CDA

4.49 0.30 .. 0.30

Total Industrial Estates ..
Grand Total Industry ..

15.13 1.40 .. 1.40 ..
391.70 216.067 170.04 46.027 ..

FUELS AND MINERALS

(Million Rupees)

Sl. No.	Name of the Scheme	Status of the Scheme	Estimated cost	Estimated expenditure during the 2nd Plan period	Third Plan Allocation	Revised Estimates for 1964-65	Provisions for 1965-66	Foreign Exchange required for 1965-66			Source of Foreign Aid	Expenditure in subsequent years			
								Total	Foreign Aid	Own resources		1966-67	1967-68	1968-69	1969-70
1	2	3	4	5	6	7	8	9	10	11	12	13	14	15	16
1.	Peat Survey Investigation ..	Approved	8.50	5.59	2.91	1.46	2.10	1.34	..	1.34	..				0.81
2.	Investigation of Cost ..	Approved	3.50												
	deposit and other minerals in East Pakistan.	Unapproved	4.39	1.79	1.71	1.60	2.60	1.00	..	1.00	..				
	Total	4.70	2.34	..	2.34	..				

TRANSPORT AND COMMUNICATION

(Million Rupees)

Sl. No.	Name of the Sub-sector	Provision for 1965-66	Foreign Exchange Required for 1965-66		
			Total	Foreign Aid	Own Resources
1	2	3	4	5	6
1.	Road	104.10	33.12	12.50	20.62
2.	Road Transport	8.50	4.20	4.20	..
3.	I.W.T. (including EPSC)	33.90	20.35	19.35	1.00
4.	Pakistan Eastern Railways	144.23	89.11	77.04	12.07
	Total ..	302.53	155.78	113.09	42.69

TRANSPORT AND COMMUNICATION

(Million Rupees)

Sl. No.	Name of the scheme	• Status of the scheme	Estimated cost	Estimated expenditure during the 2nd Plan period	Third Plan Allocation	Revised Estimates for 1964-65	Provision for 1965-66	Foreign Exchange required for 1965-66			Source of Foreign Aid	Expenditure in subsequent years			
								Total	Foreign Aid	Own resources		1966-67	1967-68	1968-69	1969-70
1	2	3	4	5	6	7	8	9	10	11	12	13	14	15	16
Road															
<i>On-going</i>															
1.	Demra-Daudkandi Road	.. Approved by Ministry of Railway and Communication.	20.45	20.05	1.00	2.50	1.00				
2.	Dacca-Aricha Road	.. Approved by E. C. C. dated 8-10-1960	48.21	51.15	1.00	1.00	1.00				
3.	Maricha Taknaf	.. Approved by E. C. C. dated 7-12-1962	14.97	5.77	9.23	3.00	3.00	1.00	..	1.00	..		6.23		
Route No. II—															
4.	B. Baria-Companygonj	.. Approved	12.36	12.30	4.00	5.00	3.00	1.35	..	1.35	..		1.00		
5.	Madhabpur-Teliapara (2nd phase).	Approved by P. P. A. dated 20-2-1961	1.05	1.58	0.10	0.34	0.10				
6.	B. Baria-Sarail Madhabpur Road.	Approved by Ministry of Railway and Communication	7.30	7.40	0.50	0.40	0.50	0.12	..	0.12	..				
7.	Bridges on Sylhet-Sunamganj	Approved by P. P. A. dated 6-1-1961	1.41	1.54	2.00	0.40	0.50	0.17	..	0.17	..		1.50		

8.	Bridges on Sarail-Madhabpur	Approved by P. P. A. dated	2.25	1.55	0.70	1.00	0.70	0.24	..	0.24
Route No. III—												
9.	Kashinathpur-Shahjadpur road	Approved by Ministry of Railway and Communica- tion.	6.64	11.33	0.50	3.00	0.50	0.17	..	0.17
10.	Ullapara-Sherpur	Approved by Ministry of Railway and Communica- tion.	10.92	15.83	2.50	4.30	2.00	0.33	..	0.06	..	1.00
11.	Rangpur-Rahabal	Approved by Ministry of Railway and Communica- tion.	13.14	13.57	0.50	1.05	0.50
12.	Rangpur-Saidpur-Daragarh road.	Approved by Ministry of Railway and Communica- tion.	13.75	15.63	4.37	1.70	2.00	0.60	..	0.50	..	3.37
Route No. IV—												
13.	Kushtia-Jhenaidah Road ..	Approved by E. C. C. dated 8-10-1963	11.28	11.01	0.80	1.80	0.80	0.27	..	0.27
14.	Godagari-Nawabganj ..	Approved by P. P. A. dated	3.40	2.72	0.93	1.00	0.70	0.20	..	0.17	..	0.43
15.	Khshtia-Iswardi	Approved by P. P. A. dated 9-7-1960	8.06	9.08	0.60	2.175	0.60	0.20	..	0.20
16.	Rajshahi-Godagari	Approved by P. P. A. dated 9-7-1960	5.33	5.81	0.10	0.80	0.10
Route No. V—												
17.	Barisal-Madaripur	Do.	19.46	12.00	0.50	2.00	0.50	0.17	..	0.17
18.	Madaripur-Bhanga Road ..	Do.	13.32	13.32	1.30	3.55	1.30	0.33	..	0.33	..	0.30

Sl. No.	Name of the Scheme	Status of the scheme	Estimated cost	Estimated expenditure during the 2nd Plan period	Third Plan Allocation	Revised Estimates 1964-65	Provision for 1965-66	Foreign Exchange required for 1965-66			Source of Foreign Aid	Expenditure in subsequent years			
								Total	Foreign Aid	Own resources		1966-67	1967-68	1968-69	1969-70
1	2	3	4	5	6	7	8	9	10	11	12	13	14	15	16
19.	Goalundo-Rajbari-Faridpur - Magura.	Approved by E. C. C. dated 8-0-1960	30.63	26.84	4.00	1.06	1.00	0.70	..	0.70	3.00	..
20.	Widening Dacca-Narayanganj Road.	Un-approved.	11.60	..	4.00	..	1.00	3.00	..
21.	Greater Rajshahi Road, P.P.A dated 26-1-61.	Approved.	1.04	3.20	0.10	1.20	0.10
22.	Greater Khulna Road	.. Do.	1.90	1.83	0.10	0.05	0.10
23.	Sylhet-Fenchuganj	.. Approved by E.C.C. dated 9-2-63.	2.32	3.42	1.40	1.00	1.00	0.15	..	0.15	0.40	..
24.	Ruhea-Goalpara	.. Approved by P.P.A. dated 9-2-1950	2.77	2.92	0.10	0.10	0.10
25.	Dacca-Tongi Division Road.	Approved by Ministry of Railway and Communication.	5.97	10.68	8.70	0.30	2.00	0.50	..	0.50	6.70	..
26.	Greater Dacca Road	.. Approved by P.P.A. dated 26-1-1961.	8.50	5.73	12.77	1.00	2.00	0.50	..	0.50	10.77	..
27.	Bridges on Mymensingh-Tangail Road.	Approved by P.P.A. dated 12-10-1959.	2.38	2.29	0.50	1.00	0.50	0.03	..	0.03
28.	Mymensingh-Trisal-Tarail Road.	Approved by P.P.A. dated 12-10-1959.	12.15	7.78	4.20	0.40	0.10	4.10	..
29.	Jamalpur-Sherpur-Naliatabari Road.	Approved by P.P.A. dated 8-10-1963.	5.01	5.50	1.00	0.20	1.00	0.33	0.10	0.33

30.	Dhoom-Ramgarh Road	..	Approved by P.P.A. dated 23-12-1961.	3.71	5.70	0.50	1.60	0.50
31.	Kushtia-Meherpur Road	..	Approved by E.C.C. dated 20-4-1964.	7.78	7.15	0.75	4.00	0.75
32.	Matabi-Raipur Road (2nd Phase).	..	Approved.	2.00	3.21	0.10	0.40	0.10
33.	Highway Workshops	..	Approved by P.P.A. dated 6-1-1962.	2.10	2.70	3.00	1.00	1.00	0.33	..	0.33	..	2.00
34.	Planning and Surveying	..	Approved by P.P.A. dated 28-12-1962.	1.00	1.89	0.10	0.22	0.10
35.	Road Research	..	Do.	3.08	1.10	4.90	0.50	1.32	0.40	..	0.40	..	3.58
36.	Nandail-Atharabari-Sadikona-Kendua Road.	..	Approved by Ministry of Railway & Communications dated 12-10-1950.	3.00	1.05	2.00	0.80	0.50	0.20	..	0.20	..	1.50
37.	Dinajpur-Phulbar Road	..	Approved by E.C.C. dated 8-2-1963.	4.32	7.00	1.00	1.20	1.00	0.25	..	0.25
38.	Jessore-Chuknagar Road	..	Approved by P.P.A. dated 9-7-1960.	7.47	7.26	1.00	0.40	1.00	0.25	..	0.25
39.	Satkira.Chuknagar	..	Approved by P.P.A. dated 19-7-1960.	3.20	4.87	2.41	1.00	0.70	0.15	..	0.15	..	1.71
40.	Mymensingh-Haluaghat Road	..	Approved by Ministry of Communications and Railway.	7.52	7.42	0.30	0.40	0.30
41.	Widening Dacca Chittagong Road.	..	Approved by E.C.C. dated 7-12-1962.	33.40	17.85	3.00	6.40	3.00	0.70	..	0.70
42.	Jamalpur-Madhupur Road	..	Approved by E.C.N.E.C.	4.19	3.00	1.62	1.00	1.60	0.40	..	0.40	..	0.02
43.	Chittagong-Hathazari Nazirhat-Rangamati Road.	..	Approved by P.P.A. dated 12-12-1963.	3.82	2.75	13.52	0.80	1.00	12.52
44.	Kurigram-Bhurangamari Road.	..	Approved by E.C.N.E.C. dated 16-2-1962.	4.60	3.70	1.50	1.20	1.50	0.50	..	0.50

(Million Rupees)

Sl. No.	Name of the Scheme	Status of the Scheme	Estimated cost	Estimated expenditure during the 2nd Plan period	Third Plan Allocation	Revised Estimates for 1964-65	Provision for 1965-66	Foreign Exchange required for 1965-66			Source of Foreign Aid	Expenditure in subsequent years			
								Total	Foreign Aid	Own resources		1966-67	1967-68	1968-69	1969-70
1	2	3	4	5	6	7	8	9	10	11	12	13	14	15	16
45.	Dhamrai-Kaliakoir Road ..	Approved by E.C.N.E.C date 16-2-62	3.60	1.00	2.60	0.80	0.50	0.30	..	0.30	..			2.10	
46.	Narail-Bhatiapara Road ..	Do.	3.94	1.28	2.78	1.10	0.60	0.30	..	0.30	..			2.18	
47.	Surfacing-Teliapara-Sylhet Road.	Do.	18.00	11.30	6.70	8.60	4.00	1.30	..	1.30	..			2.70	
48.	Sheoiok-Bandarban-Chimbuk Road (Keranirhat to Bandarban).	Do.	4.51	4.00	1.50	0.80	1.00	0.20	..	0.20	..			0.50	
49.	Santahar-Nawagaon-Mohacevpur-Patnitola-Damoirhat Rd.	Do.	7.30	5.50	2.50	1.00	1.50	0.50		0.50	..			1.00	
50.	Sararchar-Bajitpur Road ..	Approved by E.C.N.E.C. dated 31-10-1963.	2.13	0.75	1.38	0.80	1.00			0.38	
51.	Gafurgaon-Bhaluka Road ..	Do. Do.	2.50	1.02	1.50	0.10	0.50			1.00	
52.	Bogra-Natore Road ..	Do.	21.00	1.00	20.00	1.20	2.00	1.00	..	1.00	..			18.00	
53.	Satkhira-Kaliganj-Betkhali Road	Do.	22.84	1.05	21.60	0.80	2.50	05.0	..	0.50	..			19.10	
54.	Khulna-Begerhat Road ..	Do.	9.00	1.05	8.85	0.30	1.00				7.05	
55.	Panchodona—Charsindur-Mokhola with link to Sibpur P. S.	Do.	15.63	1.00	14.63	0.40	1.00	0.50	..	0.50	..			13.63	
56.	Begumganj-Sonaimuri-Ramganj Road.	Do.	10.55	0.05	9.50	0.60	0.50	0.30	..	0.30	..			9.00	
57.	Chouddagram—Laksam-Mosafarganj Road.	Do.	4.50	0.55	3.95	0.30	0.50	0.25	..	0.25	..			3.45	

58.	Impt. to the Mymensingh—Kishoreganj Road.	Approved by P. P. A.	15·00	4·00	11·00	1·50	3·00	0·75	..	0·75	..	8·00
59.	Arrear land acqn. (for clearance of out standing liabilities).	1·41	4·00	3·783	3·00	1·00
60.	Engineering studies and design of bridges.	Not-Approved	1·25	0·50	1·25	0·10	0·30	0·95
61.	Higher studies abroad of Engineers under (R. & H.).	Do.	0·20	0·10	0·90	0·10	0·20	0·10	..	0·10	..	0·70
62.	Constn. of Shahajad pur Feeder Road.	Approved	1·06	0·50	0·60	0·40	0·20	0·40
63.	Gaibhanda—Palashbari	.. Do.	2·35	2·85	0·48	0·95	0·48
64.	General Consultant	.. Approved	8·00	2·00	6·00	2·00	2·40	2·00	2·00	3·60
65.	Dacca—Sylhet-Cum-Comilla, Dacca (Demra) Sarail Sec.	Approved P.P.A.	103·20	3·25	1·00	1·00
66.	Dacca—Ctg.-Cum-N. Ganj. (including Gumti and Meghna River bridges).	Approved	216·00	46·10	425·45	..	15·00	7·50	7·50	401·40
67.	Dacca—Joydevpur-Aricha Road	Do.	152·32	5·80	2·00	2·00
Total (On-going)			90·00	28·91	12·50	16·41

New

1.	Bijoynagar—Brisiri—Jhariaporba Dhala.	Un-Approved	5·00	..	5·00	..	0·30	0·10	..	0·10	..	4·70
2.	Chudanga—Darsana	.. Do.	3·00	..	3·00	..	0·30	0·08	..	0·08	..	2·70
3.	Rohanpur—Shibgonj—Nowabgonj	Do.	14·00	..	4·00	..	0·30	3·70

2nd phase work :

4.	Sylhet—Sunamganj	.. Do.	12·00	..	5·00	..	0·50	0·15	..	0·15	..	4·50
5.	Pachagarh—Tetulia	.. Approved P. P. A.	5·00	..	5·00	..	0·50	0·15	..	0·15	..	4·50

(Million Rupees)

Sl. No.	Name of the Scheme	Status of the Scheme	Estimated cost	Estimated expenditure during the 2nd Plan period	Third Plan Allocation	Revised Estimates for 1964-65	Provision for 1965-66	Foreign Exchange required for 1965-66			Source of Foreign Aid	Expenditure in subsequent years			
								Total	Foreign Aid	Own resources		1966-67	1967-68	1968-69	1969-70
1	2	3	4	5	6	7	8	9	10	11	12	13	14	15	16
6.	Construction of Mymensingh Border Road.	Un-approved	44.06	..	10.00	..	2.00	0.25	..	0.25	..			8.00	
7.	Chattak—Gobindaganj	.. Do.	2.21	..	2.21	..	0.30	0.08	..	0.08	..			1.91	
8.	Kaliganj—Jibannagar	.. Do.	12.00	..	5.00	..	0.50	0.15	..	0.15	..			4.50	
9.	Bridges on un-bridged gaps	.. Do.	90.00	..	49.50	..	1.00	0.40	..	0.40	..			46.50	
10.	Improvement to City Road and providing drainage facilities wherever needed and possible.	.. Do.	10.00	..	10.00	..	0.50	0.10	..	0.10	..			9.50	
<i>VI. Roads in Cyclone Affected Areas :</i>															
11.	Anwara-Bashkhali	.. Un-approved	7.20	..	5.00	..	0.30			4.70	
12.	Potia-Anwara Do.	3.60	..	2.00	..	0.20			1.80	
13.	Feni-Sonaghazi Do.	4.80	..	3.00	..	0.20			2.80	
14.	Ilasha—Bhola—Charmedrs	.. Do.	23.40	..	10.00	..	0.50			9.50	
<i>VII. New Roads:</i>															
15.	Bogra-Santaher Do.	24.50	..	9.00	..	0.50			8.50	
16.	Bandarban-Chimbuk Road	.. Do.	8.00	..	2.00	..	0.20	

17. Miscellaneous schemes required in connection with :—

(a) Surveying planning with provision to the following :—

(i) Equipment and stationeries.	} Un-approved										
(ii) Field survey ..		} 17.50	..	17.50	..	2.50	1.00	..	1.00	..	15.00
(iii) Transport ..											
(iv) Air Photography and other maps.											
(v) Consultants fees for preparation detailed road and bridge project whenever necessity and for Engineers feasibility report in cluding that of bridge on Bramaputra.											
18. Construction of Central Regional Officers-stores, Godowns and residential accommodation.	Do.	20.00	..	20.00	..	0.05	0.50	..	0.50	..	18.50
19. Training programme of officers and staff in Pakistan and L. S.	Do.	3.00	..	3.00	..	1.00	2.00
20. District mobile unit for maintenance of equipments.	Do.	8.00	..	8.00	..	1.00	0.50	..	0.50	..	7.00
21. Aggregate Manufacturing places L. S.	Do.	10.00	..	10.00	..	1.00	0.75	..	0.75	..	9.00
Total (New Schemes)	14.10	4.21	..	4.21
Total (Road)	104.10	33.12	12.50	20.62

ROAD TRANSPORT

New.

1. Modernisation and expansion of Road Transport Services by E.P.R.T.C. in the Cities of Dacca and Chittagong and Suburbs.	Un-approved	40.70	..	40.70	..	8.50	4.20	4.20	31.70
Total (New) ..		40.70	..	40.70	..	8.50	4.20	4.20

Sl. No.	Name of the Scheme	Status of the Scheme	Estimated cost	Estimated expenditure during the 2nd Plan period	Third Plan Allocation	Revised Estimates 1964-65	Provision for 1965-66	Foreign Exchange required for 1965-66			Source of Foreign Aid	Expenditure in subsequent years			
								Total	Foreign Aid	Own resources		1966-67	1967-68	1968-69	1969-70
1	2	3	4	5	6	7	8	9	10	11	12	13	14	15	16
I. W. T. A. :															
<i>On-going Schemes :</i>															
1.	Improvement of Waterways and navigable Channels in East Pakistan, Phase-1, Provision of basic facilities equipment, hydrographic survey.	Approved (Revised)	8.00 8.20	4.94	3.26	2.20	2.00	1.00	1.00			1.26	
2.	Development of Inland River Ports—Dacca, Narayanganj, Chandpur, Barisal and Khulna, Phase-1.	Approved (Revised)	19.41 22.00	17.34	4.66	4.00	4.66	2.50	2.50	
3.	Provision of Port facilities and landing states in cyclone affected coastal islands Phase—1.	C.D.W.P. (Revised)	15.77 11.88	2.47	9.41	1.00	3.00	2.00	2.00			6.41	
4.	Provision of Dacca—Chain Radio Location system for East Pakistan.	Approved.	7.14	5.49	1.65	2.40	1.65	1.00	1.00	
5.	Consultant Services for survey and Development of Waterways and Port Engineering.	Do.	6.65	4.05	2.60	2.20	2.00	1.30	1.30			0.60	
6.	Provision of Repair Workshop for Ferries at Barisal.	Do.	13.00	1.05	11.95	1.00	7.00	4.90	4.90			4.95	
7.	Construction of Additional 50 launch landing stages.	Do.	4.83	1.80	3.03	1.80	3.03	1.00	1.00	
8.	Feasibility Study for Third Five Year Plan.	Un-approved.	1.00	0.30	1.00	0.30	1.00	0.80	..	0.80	

9.	Pilot project for Mechanisation of Rural water Transport.	Approved.	1.20	..	1.20	..	0.60	0.20	..	0.20
10.	Provision of 4 coastal ships for Inter-island Communication.	Do.	11.21	13.49	171.76	4.00	1.76	1.00	1.00
11.	Provision of 4 LCt's and 10 M.O.T. boats for Inter-Island Communication.		8.90	7.56								
			20.11	21.05	8.00							
Total (On-going) ..							26.70	15.70	14.70	1.00		..
<i>New Schemes.</i>												
1.	Development of Inland River Ports—Dacca, Narayanganj, Chandpur Barisals and Khulna (Phase—II).	Un-approved.	143.10	90.00	90.00	..	0.70	0.50	0.50	89.30
2.	Development of Secondary Inland River Ports.	Do.	51.50	..	25.00	..	0.30	0.20	0.20	24.70
3.	Provision of Launch landing Stations.	Do.	20.00	..	16.30	..	0.10	15.80
4.	Buoyage, lighting, charging, marking and Navigable Channels in East Pakistan (Phase—II).	Do.	15.00	..	15.00	..	1.50	1.25	1.25	13.50
5.	Development of waterways and navigable channels in East Pakistan.	Do.	139.10	..	80.00	..	2.00	0.80	0.80	78.00
6.	Provision of I.W.T.A. Dredger Unit.	Do.	42.40	..	31.20	..	0.50	0.50	0.50	30.70
7.	Research Centre for Development in the field of Craft Design and Motive Power.	Do.	1.50	..	1.50	..	0.60	0.30	0.30	0.90
8.	Training Centre for Masters and Sukanis.	Do.	3.00	..	3.00	..	0.50	0.40	0.40	2.50
9.	Consulting Services	.. Do.	1.50	..	1.00	..	1.00	0.70	0.70
Total (New) ..							7.20	4.65	4.65
Total (IWTA) ..							33.90	20.35	19.35	1.00		..

Sl. No.	Name of the Scheme	Status of the Scheme	Estimated cost	Estimated expenditure during the 2nd Plan period	Third Plan Allocation	Revised Estimates for 1964-65	Provision for 1965-66	Foreign Exchange required for 1965-66			Sources of Foreign Aid	Expenditure in subsequent years			
								Total	Foreign Aid	Own resources		1966-67	1967-68	1968-69	1969-70
1	2	3	4	5	6	7	8	9	10	11	12	13	14	15	16
Pakistan Eastern Railway															
<i>On-going :</i>															
1.	Rolling Stock	Approved E.C.C. 10-10-1961	289·183	267·861	54·826	88·428	51·497	36·865	36·865				3·329
2.	Plan and Machinery	Do.	14·407	12·992	11·850	6·362	7·000	4·930	2·930	2·000	..				4·349
3.	Track Renewals	Do.	52·812 (O) 78·805(R)	77·328	9·809	6·430	5·367	4·522	4·522				4·442
4.	Bridge works	Do.	9·478	4·724	5·627	2·264	3·500	1·125	0·925	0·200	..				1·896
5.	Engineering and other structural works.	Do.	99·600	94·434	43·326	28·203	24·329	10·713	4·500	6·213	..				17·987
6.	New construction : ..	Approved NE/NEC	24·600(O) 29·808(R)	17·250	13·228	8·520	7·500	3·460	3·100	0·360	..				5·728
	(a) Narsinghdi-Madangonj	9-7-1964													
	(b) Bholaganj-Ropeway ..	19-12-1961													
	(c) Kurigram-Chilmari ..	11-5-1963													
7.	Participation in Road and Water Transport.	Approved EC/ECC	8·250	7·681
	(i) Doubling of M. G. track between Pahartali and Akhaura Block Nut and between Tangi and Dacca.	Approved NE/NEC. 15-7-1963	90·000	16·698	73·302	8·500	22·000	15·000	15·000				51·302

(ii) Faridpur—Barisal Rly. extension.	Do.	74.239	1.500	64.170	1.500	4.000	1.500	..	1.500	..	59.170
(iii) Conversion of Rupsa-East - Bagerhat section from M. G. to B. G. 2-12-1964.	Do.	5.400	1.000	4.400	1.000	1.500	0.600	0.600	2.400
(iv) Remodelling of Locomotive at Parbatipur to haul B. G. and M. G. D. E. Locos.	Approved P.I.A. 20-11-1963	2.500	1.000	1.500	1.000	1.300	0.700	0.700	0.200
(v) Purchase of additional Tugs and Barges for double wagon ferry between Trismughat and Bahadurabad.	Approved EC/NEC 2-12-1964	7.790	0.005	7.785	0.005	1.000	1.000	1.000	6.785
9. (i) Special Rolling Stock cater for extra traffic.	Approved CDWP 17-7-1964	12.105	0.005	12.100	0.005	0.500	0.500	0.500	11.600
(ii) Extra Engineering and other structural Works.	Approved P. P. A. 29-2-1964	34.365	0.091	34.265	0.091	3.700	2.500	2.500	30.565
(iii) Ruhea-Pochagrm Railway	Approved EC/NEC 8-5-1964	4.330	1.000	3.330	1.000	1.500	0.100	..	0.100	..	1.830
(iv) Preliminary expenditure for schemes to be undertaken during the 3rd Plan period.		..	1.505	..	1.505
Total:—(on-going)		134.693	83.515	73.142	10.373

New :

1. Rolling Stock	Un-approved	600.000	..	320.000	..	0.016	319.984
2. Plant and Machinery	Do.	17.000	..	10.000	..	0.500	0.200	..	0.200	..	9.500
3. Track Renewals	Approved P. P. A.	150.000	..	75.000	..	5.975	3.900	3.000	69.025
4. Bridge Works	Do.	33.160	..	12.500	..	0.200	0.050	..	0.050	..	12.300

(Million Rupees)

Sl. No.	Name of the Scheme	Status of the Scheme	Estimated cost	Estimated expenditure during the 2nd Plan period	Third Plan Allocation	Revised Estimates for 1964-65	Provision for 1965-66	Foreign Exchange required for 1965-66			Source of Foreign Aid	Expenditure in subsequent years			
								Total	Foreign Aid	Own resources		1966-67	1967-68	1968-69	1969-70
1	2	3	4	5	6	7	8	9	10	11	12	13	14	15	16
5. Engineering and other structural works :															
	(a) Line capacity ..	Approved P.P.A.	80.000	..	35.000	..	0.6000	0.450	..	0.450	..		34.400		
	(b) Improved singalling ..	Do.	33.270	..	15.000	..	0.200	0.180	..	0.180	..		14.800		
	(c) Rehabilitation of work-shops	Un-approved	80.000	..	30.000	..	0.080	0.040	..	0.040	..		29.920		
	(d) Rehabilitation of buildings	Approved	10.800	..	10.000	..	0.080	0.040	..	0.040	..		9.920		
		P. P. A.													
	(c) Other Engineering works	Do.	16.000	..	11.500	..	0.200	0.060	..	0.060	..		11.300		
	(f) Staff quarters ..	Do.	40.000	..	15.000	..	0.140	0.050	..	0.050	..		14.860		
	(g) Passenger amenities ..	Do.	20.000	..	16.000	..	0.550	0.130	..	0.130	..		15.450		
6. New Construction :															
	(i) Khulna-Mogla Railway	Approved	43.570	}	0.996
		P. P. A.													
	(ii) Kalurghet-j-Wdia ..	Un-approved	124.280	}	0.001
	(iii) Fauzderhat-Sholashar Railway.	Do.	5.000	}	..	50.000	..	0.001	0.500	..	0.500	..	49.000		
	(iv) Rohanpur-Santahar Railway.	Do.	39.100	}	0.001		
	(v) Kurigram-Bhaurangamari Railway.	Do.	22.500	}	0.001		
	Total (New)							9.541	5.600	3.900	1.700				
	TOTAL PER ..							144.234	89.115	77.042	12.073				
	1. Floating Bridge over the Karnafuli River ..							11.800	9.00	..	9.00				
	Total Transport and communication ..							302.530	155.78	113.09	42.69				

**PHYSICAL PLANNING AND HOUSING
SUMMARY**

(Million Rupees)

S. No.	Name of the Sub-sector	Provision for 1965-66	Foreign Exchange Required for 1965-66		
			Total	Foreign Aid	Own Resources
1	2	3	4	5	6
1.	Government Offices and Government Servants Housing.	26.00	8.52	..	8.52
2.	Town Planning	1.60	0.47	..	0.47
3.	Urban Development	4.00
4.	General and Displaced Persons Housing ..	27.50	2.68	..	2.68
5.	Basic Development Projects	2.50	0.62	..	0.62
6.	WASSA	38.00	16.52	16.00	0.52
7.	PHE	17.10	4.09	2.39	1.70
8.	DIT	14.50	3.40	..	3.40
9.	CDA	9.00	0.54	..	0.54
10.	KDA	4.50	0.63	..	0.63
11.	Fire Services	5.15	1.75	..	1.75
12.	Co-operative Societies	0.85
13.	Karnafuli Rehabilitation	1.10
	Total ...	151.80	39.22	18.39	20.83

PHYSICAL PLANNING AND HOUSING

(Million Rupees)

Sl. No.	Name of the Scheme	Status of the Scheme	Estimated cost	Estimated expenditure during the 2nd Plan period	Third Plan Allocation	Revised Estimates for 1964-65	Provision for 1965-66	Foreign Exchange required for 1965-66			Source of Foreign Aid	Expenditure in subsequent years			
								Total	Foreign Aid	Own resources		1966-67	1967-68	1968-69	1969-70
1	2	3	4	5	6	7	8	9	10	11	12	13	14	15	16
<i>Government Offices and Government Servants' Housing.</i>															
<i>On-going :</i>															
1.	Staff Qrs. at Dacca ..	Approved	14.20	11.20	0.10	0.10	0.10	0.02	..	0.02		
2.	Extension of Eden Buildings ..	Do.	10.00	9.20	4.35	1.53	2.00	0.75	..	0.75	..		2.35		
			13.55												
3.	Development of Cox's Bazar	Do.	6.76	4.83	1.93	0.50	0.80	0.07	..	0.07	..		1.13		
4.	Construction of New High Court Buildings.	Do.	7.50	5.05	2.50	1.80	1.50	0.37	..	0.37	..		1.00		
5.	Staff Qrs. in 8 District Head Quarters.	Do.	16.65	16.26	0.39	1.70	0.39	0.10	..	0.10		
6.	Staff Qrs. in remaining District and S.D.O. Qrs.	Do.	30.00	16.41	13.59	6.34	1.60	0.75	..	0.75	..		11.90		
7.	New Government House at Dacca.	Do.	5.30	5.47	0.40	0.05	0.29	0.08	..	0.08	..		0.11		
8.	Extension of Hotel Shahbagh	Do.	2.30	2.44	0.19	0.10	0.10	0.04	..	0.04	..		0.99		
9.	Construction of Kushtia Police Line (Revised).	Do.	1.56	2.07	0.49	0.20	0.20	0.05	..	0.05	..		0.29		
10.	Construction of Chittagong Police Line (Revised).	Do.	1.47	1.28	0.19	0.15	0.10	0.05	..	0.05	..		0.09		
11.	Construction of Building for Office accommodation of the S. P. Railway Police and Qrs. of Officers and men at Chittagong.	Do.	0.23	0.24	0.09	0.11	0.04	0.02	..	0.02	..		0.05		
12.	Construction of District H.Q. for Noakhali District at Maijdee.	C.D.W.P.	17.76	4.51	12.75	0.80	1.10	0.32	..	0.32	..		11.65		

13.	Construction of H.Q. of Kurigram Sub-Division at Kamarpara.	Approved	3.86	3.20	0.46	0.30	0.08	0.02	..	0.02	..	0.38
14.	Construction of Sub-Divisional Head Qrs. of Nawabganj (District Rajshahi).	Do.	2.46	2.27	0.19	0.20	0.10	0.04	..	0.04	..	0.09
15.	Construction of Deputy Commissioner's Court Building at Kushtia.	Do.	2.42	2.20	0.22	0.10	0.05	0.02	..	0.02	..	0.17
16.	Construction of Divisional Head Qrs. at Khulna (Revised)	Do.	2.47	2.72	3.27	0.30	0.90	0.23	..	0.23	..	2.37
		Un-Approved	5.47									
17.	Construction of Survey Institute at Comilla.	Approved	0.73	0.36	0.37	0.05	0.05	0.01	..	0.01	..	0.32
18.	Construction of District H. Qrs. at Tangail.	Do.	17.76	2.85	14.41	1.00	1.00	0.37	..	0.37	..	13.41
19.	Construction of District H. Qrs. at Patuakhali.	C.D.W.P.	17.23	2.17	15.06	0.70	1.00	0.37	..	0.37	..	14.06
20.	Construction of Sub-Divisional H. Qrs. at Gopalpur.	C.D.W.P.	6.06	0.43	5.63	0.025	0.10	0.02	...	0.02	...	5.53
21.	Construction of Sub-Divisional H.Q. at Phulpur.	Do.	6.06	0.33	5.73	0.025	0.10	0.02	...	0.02	...	4.63
22.	Construction of Sub-Divisional H.Q. at Jhalakati.	Do.	5.92	1.15	4.74	0.05	0.15	0.04	...	0.04	...	4.59
23.	Construction of Sub-Divisional H.Q. at Barguna.	Do.	5.92	0.66	5.26	0.05	0.15	0.04	...	0.04	...	5.11
24.	Construction of Provincial Assembly Building and M.P.A's. Hostel at Dacca.	MPA's	12.15	4.20	7.95	0.50	0.50	0.25	..	0.25	..	7.45
25.	Staff Quarters at Dacca:											
	(a) 132—A type Qrs. ...	Do.	2.36	2.02	0.38	0.12	0.20	0.05	...	0.05	...	7.45
	(b) 24—Baily type flats ...	Do.	2.31	1.48	0.20	0.10	0.05	0.01	...	0.01	...	0.15
	(c) 64—D type flats for Junior Gazetted Officers.	Do.	2.49	2.35	0.20	1.60	0.20	0.05	...	0.05
	(d) 72—B type flats ...	Do.	1.35	1.00	0.85	0.50	0.30	0.7	...	0.07	...	0.55
26.	Construction of Circuit House at Kushtia.	Do.	0.20	0.10	0.10	0.05	0.10	0.02	...	0.02
27.	Construction of District Judges' residence at Dinajpur.	Do.	0.15	0.07	0.08	0.07	0.08	0.02	...	0.02

(Million Rupees)

Sl. No.	Name of the Scheme	Status of the Scheme	Estimated cost	Estimated expenditure during the 2nd Plan period	Third Plan Allocation	Revised Estimates 1964-65	Provision for 1965-66	Foreign Exchange required for 1965-66			Source of Foreign Aid	Expenditure in subsequent years			
								Total	Foreign Aid	Own resources		1966-67	1967-68	1968-69	1969-70
1	2	3	4	5	6	7	8	9	10	11	12	13	14	15	16
28.	Construction of Residential Qrs. for High Court Judges.	Unapproved	2.70	0.05	2.65	0.05	0.40	0.10	...	0.10	...				2.25
29.	New Circuit House at Dacca (Officers' Hostel).	Approved	2.36	1.10	1.46	1.00	1.00	0.25	...	0.25	...				0.46
30.	Construction of buildings for residents of Plassey and Nilkhet Barracks in connection with transfer of land to Dacca University and Technical University.	Approved Unapproved	29.26 35.00	6.51	27.20	2.70	1.50	1.00	...	1.00	...				25.70
31.	Providing further accommodation for newly created C. & B. offices.	Approved	2.87	2.25	0.62	1.50	0.50	0.13	...	0.13	...				0.12
32.	C. & B. godowns for storage of cement and other building materials.	Do.	3.90	3.26	0.65	2.50	0.60	0.15	...	0.15	...				0.05
33.	Furniture and furnishing of new Government House at Dacca.	Do.	1.50	0.13	1.37	0.30	0.34	0.08	...	0.08	...				1.03
34.	Pilot scheme for introduction of precast and prefabricated structures with ordinary and prestressed reinforcement.	Approved by C.D.W.P.	4.70	1.30	3.40	0.40	0.70	0.30	...	0.30	...				2.70
35.	Removal of H.Ors.of Ramgarh Sub-Division of Chittagong Hill Tracts to Khagrachari (Revised).	Approved	3.63	1.13	2.50	0.20	0.20	0.12	...	0.12	...				2.30
36.	Construction of Civil Court Building at Kushtia (Revised).	Do.	0.63	0.27	0.36	0.10	0.20	0.05	...	0.05	...				0.16
37.	Construction of S.D.O.'s Building at Jhenaidah (Revised).	Do.	0.63	0.27	0.36	0.10	0.15	0.05	...	0.05	...				0.12
38.	V.I.P. Guest House at Dacca	Do.	1.72	0.40	0.96	0.40	0.80	0.20	...	0.20	...				0.16

39.	Construction of Residential Qrs. for officers and staff of Gazetted Officers Training Academy at Comilla (Dacca).	Approved	0.57	0.03	0.64	0.025	0.20	0.04	...	0.04	..	0.44
		Un-approved	22.96									
40.	Extension of Collectorate Building at Rangpur.	Approved	1.16	0.05	0.85	0.05	0.20	0.05	...	0.05	...	0.96
41.	Construction of 2 storied building for accommodating godowns, office and Officer's Qrs. for the Provincial Stationery Office at Tejgaon, Dacca.	Do.	0.89	0.10	0.79	0.10	0.20	0.20	...	0.20	...	0.59
42.	Construction of Circuit House at Sylhet.	Do.	0.31	0.10	0.21	0.10	0.20	0.01	...	0.01	...	0.01
43.	Construction of Record Room attached to Barisal Collectorate.	Do.	0.36	0.10	0.26	0.10	0.15	0.04	...	0.04	...	0.11
44.	Construction of First Floor or Collectorate Building at Khulna.	Do.	0.95	0.10	0.85	0.10	0.40	0.10	...	0.10	...	0.45
45.	Construction of Thana building and staff Qrs. at Kathalia P.S. (Bakergonj).	Do.	0.22	0.04	0.18	0.04	0.05	0.01	...	0.01	...	0.13
46.	Construction of Thana building and staff Qrs. at Muladi P.S. (Bakergonj).	Do.	0.20	0.04	0.16	0.04	0.05	0.01	...	0.01	...	0.11
47.	Construction of Thana Building & Staff Quarters at Netrokona P.S. (Mymensingh).	Do.	0.14	0.04	0.10	0.04	0.05	0.01	..	0.01	...	0.05
48.	Construction of Thana Building & Staff Quarters at Hizla P.S. (Bakergonj).	Do.	0.24	0.04	0.20	0.04	0.05	0.01	..	0.01	...	0.15
49.	Construction of Thana Building & Staff Quarters at Atpara P.S. (Mymensingh).	Do.	0.08	0.04	0.04	0.04	0.04	0.01	..	0.01	..	--
50.	Construction of Thana Building & Staff Quarters at Mathbaria P.S. (Bakergonj).	Do.	0.08	0.04	0.04	0.04	0.04	0.01	..	0.01	...	--
51.	Construction of Thana Building & Staff Quarters at Wazirpur P.S. (Bakergonj).	Do.	0.21	0.04	0.17	0.04	0.05	0.01	..	0.01	..	0.12
52.	Construction of Thana Building & Staff Quarters at Tajumuddin P.S. (Bakergonj).	Do.	0.18	0.04	0.14	0.04	0.05	0.01	..	0.01	...	0.09

(In Million of Rs.)

Sl. No.	Name of the Scheme	Status of the Scheme	Estimated cost	Estimated expenditure during the 2nd Plan period	Third Plan Allocation	Revised Estimates 1964-65	Provision for 1965-66	Foreign Exchange required for 1965-66			Source of Foreign Aid	Expenditure in subsequent years				
								Total	Foreign Aid	Own resources		1966-67	1967-68	1968-69	1969-70	
1	2	3	4	5	6	7	8	9	10	11	12	13	14	15	16	
53.	Construction of Thana Building & Staff Quarters at Bamna P.S. (Bakergonj).	Approved	0.20	0.04	0.16	0.04	0.05	0.01	..	0.01	..			0.11		
54.	Construction of Circuit House & Inspection Bungalow in connection with the establishment of new District Head Quarter at Chittagong Hill Tract.	Do.	0.35	0.25	0.10	0.25	0.10	0.02	..	0.02		
55.	Development of Ramna Park, Dacca.	Do.	0.55	0.25	0.30	0.25	0.25	0.05	..	0.05	..			0.05		
56.	Construction of Establishment of Press godown including Staff Quarters at Tejgaon, Dacca.	Do.	0.78	0.08	0.70	0.08	0.20	0.04	..	0.04	..			0.50		
Total (On-going)							--	22.05	7.34	..	7.34					
<i>New :</i>																
1.	Construction of District Head Quarters of Chittagong Hill Tracts.	Un-approved	4.93	..	4.50	..	1.00	0.40	..	0.40	..			3.93		
2.	Construction of S.D.O's Court Building at Perojpur.	Do.	0.74	..	0.75	..	0.04	0.01	..	0.01	..			0.70		
3.	Construction of Garage for Government Pool Vehicle.	Do.	1.70	..	1.02	..	0.04	0.01	..	0.01	..			1.64		
4.	Construction of New Record Room in the District of Barisal.	Do.	5.00	..	1.25	..	0.10	0.02	..	0.02	..			4.90		
5.	Surveying of Sub-Divisional Head Quarters at Laxmipur.	Approved	0.07	..	0.07	..	0.02			0.05		
6.	Surveying of Sub-Divisional Head Quarters at Hatiya.	Do.	0.13	..	0.13	..	0.02			0.11		

7.	Divisional Head Quarters at Rajshahi (Office accommodation).	Unapproved	3.18	...	3.18	...	0.04	0.01	..	0.01	--	3.14
8.	Residential accommodation for Government servants at Dacca.	Do.	5.00	...	4.00	...	0.07	0.02	--	0.02	--	4.93
9.	Construction of New Government House at Chittagong.	Do.	1.50	..	1.50	...	0.10	0.02	--	0.02	--	1.40
10.	Establishment of Technical Staff Training Institute at Dacca.	Approved	1.24	..	1.24	...	0.03	0.01	--	0.01	--	1.21
11.	Extension of Circuit House at Bogra.	Unapproved	0.06	..	0.06	...	0.06	0.01	--	0.01	--	...
12.	New Circuit House at Comilla.	Do.	0.25	..	0.25	...	0.02	0.01	--	0.01	--	0.23
13.	Establishment of C&B Workshop at Dacca & Special T & F.	Do.	4.40	..	0.62	...	0.17	0.04	--	0.04	--	4.23
14.	Construction of Planning & Design office at Dacca for Building Directorate.	Do.	1.32	..	0.53	...	0.11	0.03	--	0.03	--	1.21
15.	Extension of addition & alteration & new office for Building Directorate.	Do.	2.50	...	1.25	...	0.05	0.01	--	0.01	--	2.45
16.	Construction of godown for storage of Building Materials.	Do.	2.50	..	1.25	...	0.05	0.01	--	0.01	--	2.45
17.	Further extension of E. P. Secretariat including Air conditioning of the existing buildings.	Do.	5.00	..	3.00	...	0.15	0.04	--	0.04	--	4.85
18.	Residential accommodation for Superintending Engineer of the newly created building circle at Mymensingh.	Do.	0.13	..	0.13	...	0.03	0.01	--	0.01	--	0.10
19.	Construction of 2 Munsiffs & Additional Munsiffs court building at Satkania in the District of Chittagong.	Approved	0.21	..	0.21	...	0.10	0.01	--	0.01	--	0.11
20.	Construction of Munsiff's court building. 1 Munsiff's quarter, 5 quarters for clerical staff & 10 quarters for class IV employees one witness sheed at Durgapur.	Do.	0.50	..	0.40	...	0.02	0.01	--	0.01	--	0.48

(Million Rupees)

Sl. No.	Name of the Scheme	Status of the Scheme	Estimated cost	Estimated expenditure during the 2nd Plans period	Third Plan Allocations	Revised Estimates for 1964-65	Provision for 1965-66	Foreign Exchange required for 1965-66			Source of Foreign Aid	Expenditure in subsequent years			
								Total	Foreign Aid	Own resources		1966-67	1967-68	1968-69	1969-70
1	2	3	4	5	6	7	8	9	10	11	12	13	14	15	16
21.	Construction of Munsiff's court at Moulvi Bazar, Sylhet.	Un-Approved	0.25	..	0.25	--	0.02	0.01	--	0.01	..		0.23		
22.	Construction of New Court Building in place of the District Judges old office building at Barisal.	Do.	1.03	..	0.52	--	0.03	0.01	--	0.01	..		1.00		
23.	Construction of 4 additional District Judges quarters at Bakerganj—1, Mymensingh—2 and Comilla—1=4.	Do.	0.56	..	0.28	..	0.03	0.01	--	0.01	..		0.53		
24.	Construction of office rooms for D. I. G. of prisons, Khulna Division and construction of staff quarters in Jessore Jail.	Do.	0.30	..	0.30	..	0.03	0.01	--	0.01	..		0.27		
25.	Construction of Lavatory for prisons at Rajshahi Central Jail.	Do.	0.14	..	0.14	..	0.06	0.02	--	0.02	..		0.08		
26.	Replacement of existing thatched roofing of 3 of Dacca Central Jail by C. I. roofing and reconstruction of sheed.	Do.	0.11	..	0.11	..	0.04	0.01	--	0.01	..		0.07		
27.	Construction of Dinajpur police Hospital at Dinajpur.	Approved.	0.33	..	0.33	..	0.04	0.01	--	0.01	..		0.29		
28.	Construction of Barrack for Head Constables in the Police Lines, Faridpur.	Do.	0.63	..	0.63	..	0.05	0.01	--	0.01	..		0.58		
29.	Construction of Barracks for Constables and quarters for A S.I's. at Sakuni, Faridpur.	Do.	0.17	..	0.17	..	0.01	--	--		0.16		

30.	Construction of twelve thana buildings in the Chittagong District at (i) Sitakunda (ii) Mirarsari (iii) Panchlaish (iv) Bashkhali (v) Rawzan (vi) Kutubdia (vii) Maheshkhali (viii) Teknaf (ix) Satkania (x) Ukhaiya (xi) Cox-Bazar (xii) Chakuria.	Unapproved.	3.59	..	3.59	..	0.50	0.18	..	0.18	..	3.09
31.	Construction of four thana building in the district of Noakhali at Hatia, Ramganj, Chagalnaya, and company-gonj.	Do.	1.19	..	0.56	..	0.09	0.02	..	0.02	..	1.10
32.	Construction of building with 48 flats for constables at Rajarbagh, Dacca.	Do.	0.56	..	0.56	..	0.03	0.01	..	0.01	..	0.53
33.	Construction of three thana building and staff quarters at Belkuchi, Shahjadpur, Kamar-khanda in the district of Pabna.	Do.	0.89	..	0.60	..	0.06	0.83
34.	Construction of building at Rajarbagh police line, Dacca for the accommodation of Motor Vehicle, Equipments and parts.	Approved.	0.34	..	0.34	..	0.03	0.01	..	0.01	..	0.31
35.	Construction of three thana building and staff quarters at Siddirganj, Tongi, Mirpur in the district of Dacca.	Unapproved.	0.89	..	0.60	..	0.03	0.01	..	0.01	..	0.86
36.	Construction of building for the out posts at Mohammadpur Demra West Dhanmandi at Dacca and Kalurghat in Chittagong.	Do.	0.58	..	0.58	..	0.03	0.01	..	0.01	..	0.55
37.	Acquisition of land and building at 10 Bangshal Road for accommodation of Nawabpur outpost, Dacca.	Do.	0.07	..	0.07	..	0.03	0.01	..	0.01	..	0.04
38.	Construction of Magazine building at Rajarbagh, Dacca.	Do.	0.02	..	0.02	..	0.01	0.01
39.	Construction of barracks for accommodation of Emergency force at Madaripur, Faridpur.	Do.	0.07	..	0.07	..	0.03	0.01	..	0.01	..	0.04
40.	Five sector Headquarter 12 wing Head quarter 3 rifle ranges and 7 B. O. Ps. and one floating B.O.P.	Do.	27.76	..	1.69	..	0.08	0.02	..	0.02	..	1.61

Sl. No.	Name of the Scheme	Status of the Scheme	Estimated cost	Estimated expenditure during the 2nd Plan period	Third Plan Allocation	Revised Estimates for 1964-65	Provision for 1965-66	Foreign Exchange required for 1965-66			Source of Foreign Aid	Expenditure in subsequent years			
								Total	Foreign Aid	Own resources		1966-67	1967-68	1968-69	1969-70
1	2	3	4	5	6	7	8	9	10	11	12	13	14	15	16
41.	Extension of E. P. R. Hospital.	Unapproved.	0.49	..	0.49	..	0.07	0.02	..	0.02	..		0.42		
42.	Magazine Building for E. P. R. (two buildings consisting 3 rooms each).	Do.	0.09	..	0.09	..	0.09	0.02	..	0.02		
43.	Married for quarters for 114 other rank and 57 married quarters for J. C. O.s at Peelkhana Dacca.	Do.	2.75	..	0.27	..	0.03	0.01	..	0.01	..		2.72		
44.	Store room, battery charging room and workshop for signal wiring at Peelkhana, Dacca.	Do.	0.16	..	0.16	..	0.05	0.01	..	0.01	..		0.11		
45.	Construction of thana building at Daulatpur Police Station in Khulna District.	Do.	0.29	..	0.29	..	0.02	0.01	..	0.01	..		0.27		
46.	Provision for internal Sewerage pipe line connection in the P.T.C. Sardah.	Do.	0.19	..	0.01	..	0.06	0.01	..	0.01	..		0.13		
47.	Construction of residential and office building for Range Officers of excise and Taxation Directorate.	Do.	1.19	..	1.19	..	0.05	0.02	..	0.02	..		1.14		
48.	Construction of Sub-Jail at Munshiganj.	Approved.	1.63	..	1.6	..	0.04	0.01	..	0.01	..		1.59		
49.	Construction of 2nd floor over the existing quarters of class IV employees of the Dte. of Land Records and Surveys.	Do.	0.15	..	0.15	..	0.04	0.01	..	0.01	..		0.11		
50.	Construction of 3rd floor of Union L. R. & S. Dte. Building at Tejgoan, Dacca.	Do.	0.27	..	0.27	..	0.04	0.01	..	0.01	..		0.23		
Total (New) ..							3.95	1.18	..	1.18					
Total (on-going & New)							26.00	8.52	..	8.52					

Town Planning.

On-going :

1. Railway Diversion at Dacca	Do.	27.00	18.68	8.32	2.42	1.00	0.30	..	0.30	..	7.32
2. Development of Motijheel Commercial Area at Dacca.	Do.	4.56	1.83	0.15	0.30	0.05	0.01	..	0.01	..	0.10
3. Development of 200 acres of land at Rajarbagh.	Do.	7.42	2.46	1.17	0.40	0.08	0.02	..	0.02	..	0.09
4. Development of Dhanmandi residential area at Dacca.	Do.	5.62	1.32	1.30	0.40	0.10	0.04	..	0.04	..	1.20
5. Further development of Dhanmandi residential Area Dacca.	Do.	1.90	0.50	0.40	0.54	0.05	0.01	..	0.02	..	0.35
6. Development of Tejgaon Industrial Area, Dacca.	Do.	4.68	0.51	0.30	0.20	0.15	0.05	..	0.05	..	1.15
7. Development of Residential Area at Chittagong.	Do.	2.51	0.89	0.20	0.20	0.04	0.01	..	0.01	..	0.16
8. Development of Agrabad Area at Chittagong.	Do.	6.68	1.24	1.30	0.20	0.08	0.02	..	0.02	..	1.22
9. Development of Industrial Area at Chittagong.	Do.	4.72	0.87	0.40	0.20	0.05	0.01	..	0.01	..	0.35
Total (On-going) ..						1.60	0.47	..	0.47		

Urban Development New

1. Urban Development Schemes	4.00
------------------------------	----	----	----	----	----	------	----	----	----	----	----

General and Displaced Persons' Housing.

On-going :

1. Development of urban land and construction of Public Housing including refugee Housing at Dacca.	Approved	68.60	75.00	44.00	2.70	5.00	0.50	..	0.50	..	39.00
2. Development of urban land and construction of Public Housing including refugee Housing at Chittagong.	Do.	27.80	29.00	14.00	2.00	2.50	0.34	..	0.34	..	11.50
3. Development of urban land and construction of Public Housing including refugee Housing at Khulna.	Do.	19.10	21.00	8.00	2.00	2.00	0.54	..	0.54	..	6.00

(Million Rupees)

Sl. No.	Name of the Scheme	Status of the Scheme	Estimated cost	Estimated expenditure during the 2nd Plan period	Third Plan Allocation	Revised Estimates 1964-65	Provision for 1965-66	Foreign Exchange required for 1965-66			Source of Foreign Aid	Expenditure in subsequent years			
								Total	Foreign Aid	Own resources		1966-67	1967-68	1968-69	1969-70
1	2	3	4	5	6	7	8	9	10	11	12	13	14	15	16
General and displaced Person's Housing—contd.															
<i>On-going—contd.</i>															
4.	Development of urban land and construction of Public Housing including refugee Housing at Dinajpur.	Approved	9.70	10.00	6.62	0.82	1.50	0.08	..	0.08	..			5.12	
5.	Development of urban land and construction of Public Housing including refugee Housing at Rangpur.	Do.	9.70	9.70	2.30	0.45	1.50	0.04	..	0.04	..			0.80	
6.	Development of urban land and construction of Public Housing including refugee Housing at Rajshahi.	Do.	5.90	6.00	1.50	1.50	1.20	0.06	..	0.06	..			0.30	
7.	Development of urban land and construction of Public Housing including refugee Housing at Kushtia.	Do.	9.70	6.50	3.20	2.20	2.50	0.06	..	0.06	..			0.70	
8.	Development of urban land and construction of Public Housing including refugee Housing at Jessore.	Do.	9.70	10.80	6.20	1.05	1.00	0.16	..	0.16	..			5.20	
9.	Development of urban land and construction of Public Housing including refugee Housing at Mymensingh.	Do.	2.80	2.80	1.66	0.20	0.50	0.02	..	0.02	..			1.16	
10.	Development of urban land and construction of Public Housing including refugee Housing at Comilla.	Do.	2.60	2.60	2.60	0.45	0.80	0.02	..	0.02	..			1.80	
11.	Development of urban land and construction of Public Housing including refugee Housing at Saidpur.	Do.	22.34	10.30	12.05	2.15	2.00	0.14	..	0.14	..			10.05	

12.	Development of urban land and construction of Public Housing including refugee Housing at Parbatipur.	Do.	9.50	1.64	7.10	0.30	1.40	0.12	..	0.12	..	5.70
13.	Development of urban land and construction of Public Housing including refugee Housing at Ishurdi.	Do.	0.734	0.80	0.05	0.19	0.05
14.	Development of urban land and construction of Public Housing including refugee Housing at Santahar.	Do.	0.734	0.80	0.05	0.18	0.05
15.	Development of urban land and construction of Public Housing including refugee Housing at Dacca 2nd Phase.	C.D.W.P.	30.40	13.59	11.09	8.75	5.00	0.50	..	0.50	..	8.09

Total (on-going) **27.00** **2.58** .. 2.58

New

1.	Dev. of urban land & constn. of Public Housing including refugee housing at Bogra.	Unapproved	3.20	..	3.20	..	0.50	0.10	..	0.10	..	2.70
----	--	------------	------	----	------	----	------	------	----	------	----	------

Total (On-going & New) **27.50** **2.68** .. 2.68

Basic Development Project :

On-going

1.	Establishment of Building Research Institute.	Approved	2.30	2.06	8.00	1.25	1.00	0.02	..	0.02	..	7.00
2. (a)	Town & Country Planning	..	8.60	2.97	10.00	0.94	0.90	0.60	..	0.60	..	9.00
(b)	Survey, Investigation & Planning of Rural Housing.	..	0.75	0.65	0.10	0.20	0.10
3.	Establishment of Building Trade School.	..	1.50	0.70	2.00	0.54	0.50	1.50

Total (on-going) **2.50** **0.62** .. 0.62

(Million Rupees)

Sl. No.	Name of the Scheme	Status of the Scheme	Estimated cost	Estimated expenditure during the 2nd Plan period	Third Plan Allocation	Revised Estimates for 1964-65	Provision for 1965-66	Foreign Exchange required for 1965-66			Source of Foreign Aid	Expenditure in subsequent years			
								Total	Foreign Aid	Own resources		1966-67	1967-68	1968-69	1969-70
1	2	3	4	5	6	7	8	9	10	11	12	13	14	15	16
WASSA															
<i>On-going</i>															
1.	Dacca Water Supply & Sewerage Project.	CDWP	..	238.30	29.46	198.04	13.56	21.00	12.00	12.00	—	—			187.84
2.	Chittagong Water Supply & Sewerage Project.	Do.	..	204.70	18.02	162.55	12.12	11.00	4.00	4.00	—	—			163.00
Total (On-going)			..	—	—	—	—	32.00	16.00	16.00	—				
<i>New</i>															
1.	Augmentation and improvement of existing water supply and sewerage systems of Dacca.	PPA	..	10.80	—	10.80	—	3.00	0.02	—	0.02	—			7.80
2.	Do. of Chittagong City	U	..	11.45	—	11.45	—	3.00	0.50	—	0.50	—			8.45
Total (New)			..	—	—	—	—	6.00	0.52	—	0.52				
Total (On-going & New)			..	—	—	—	—	38.00	16.52	16.00	0.52				
PHE.															
<i>On-going :</i>															
1.	Rural Water Supply Scheme	Approved	..	67.50	57.325	10.175	9.425	5.21	0.50	..	0.50	..			4.965
2.	Municipal Water Supply Scheme	Do.	..	7.50	6.00	1.50	1.00	1.50
3.	Comprehensive W/S. Scheme for 9 Important Towns in E. Pak.	Do.	..	12.60	9.41	3.19	0.50	2.00	0.50	..	0.50	..			1.19
			Un-approved	17.20											

4.	Water Supply Scheme for 21 Mupl. Towns.	Do.	34.50	9.30	25.20	0.50	2.50	0.50	..	0.50	..	22.70
5.	Pilot Scheme for Village Sanitation.	Do.	4.75	1.40	3.35	0.50	0.60	2.75
6.	Reclamation of Dev. of Dhohi Khal.	Do.	5.20	4.019	1.181	0.80	0.60	0.581
7.	General Advisory Services in East Pakistan.	Do.	8.44	3.276	5.164	2.80	3.00	2.30	2.30	2.164
8.	Feasibility Studies on Dacca/Chittagong Storm Water and Drainage.	Do.	0.94	0.40	0.54	0.40	0.44	0.20	-	0.20	..	0.10
9.	Feasibility Studies on Khulna W/S. Sewerage & Drainage.	Do.	0.661	0.40	0.250	0.30	0.15	0.09	0.09	0.10
Total (On-going)							16.00	4.09	2.39	1.70
<i>New :</i>												
1.	Sewerage Scheme for 11 Towns	Unapproved	103.50	..	10.00	..	0.60	9.40
2.	Storm W/Drainage for Dacca Part I.	Do.	25.00	..	9.50	..	0.50	9.00
Total (New) ..							1.10
Total (On-going & New)							17.10	4.09	2.39	1.70

DIT

<i>On-going</i>												
1.	Dev. of 1,000 acres for residential purpose.	CDWP	33.00	29.83	19.00	11.42	3.00	1.00	..	1.00	..	16.00
2.	Provision for housing of 5,000 displaced families.	Approved	52.50	8.53	38.25	3.00	1.25	0.50	..	0.50	..	37.00
3.	Buckland and improvement	Unapproved	58.90	0.58	9.25	0.10	0.50	0.20	..	0.20	..	8.75
4.	Construction of an Arterial North-South Road.	Approved	6.85	4.49	5.00	1.50	0.50	0.20	..	0.20	..	4.50
5.	Filling up of Dholai Khal ..	Do.	6.70	2.95	2.50	0.50	0.50	0.20	..	0.20	..	2.00
6.	Widening and improvement of 12 major Roads.	Do.	40.30	3.32	5.50	0.25	1.00	0.40	..	0.40	..	4.50
7.	Dev. of Parks and Playgrounds	Do.	1.50	0.99	0.50	0.30	0.40	0.10
8.	Provision for 4 bus-stands ..	Do.	0.38	0.20	0.50	0.20	0.25	0.25
9.	Dev. of 200 acres for residential purpose.	Do.	7.50	0.10	1.00	0.10	0.10	0.10	..	0.10	..	0.90
Total (On-going) ..							7.50	2.60	..	2.50

(Million Rupees)

Sl. No.	Name of the Scheme	Status of the Scheme	Estimated cost	Estimated expenditure during the 2nd Plan period	Third Plan Allocation	Revised Estimates 1964-65	Provision for 1965-66	Foreign Exchange required for 1965-66			Source of Foreign Aid	Expenditure in subsequent years			
								Total	Foreign Aid	Own resources		1966-67	1967-68	1968-69	1969-70
1	2	3	4	5	6	7	8	9	10	11	12	13	14	15	1
<i>New :</i>															
1.	North Satellite Town within greater Dacca.	PPA	200.00	..	30.00	..	6.00	194.00		
2.	Cost of Markets in newly developed areas.	Un-Approved	10.00	..	10.00	..	0.95	0.40	..	0.40	9.05		
3.	Construction of houses and flats for lower income group.	Do.	15.00	..	15.00	..	0.05	0.40	..	0.40	14.05		
Total (New)							7.00	0.80	..	0.80	218.10		
Total (On-going & New)							14.50	3.40	..	3.40	292.10		
<i>CDA</i>															
<i>On-going:</i>															
1.	Construction of New Market and development of area around (Revised).	CDWP	11.23	6.37	2.47	1.50	0.60	0.05	..	0.05	4.25		
2.	Widening and Improvement of Station Road (Revised).	Approved	2.36	1.95	4.55	0.88	0.85	4.72		
3.	Development of Residential area at Agrabad.	Do.	6.90	3.79	2.00	1.30	0.25	1.75		
4.	Dev. of Residential area at Fouzdarhat (Salimpur).	Do.	6.87	1.13	3.80	0.10	0.71	3.09		
5.	Constn. of Strand Relief Road and Dev. of area for Commercial purpose.	Do.	9.89	0.63	9.25	0.10	0.11	9.14		
6.	Improvement and widening of City Road (Minor Court Road) within the City from New Market to Laldighi Junction.	Do.	3.00	1.81	1.18	0.30	0.40	0.78		
7.	Construction of New Road (Major portion of Road from Port to Kalurghat) 2.25 miles approximately.	Do.	3.02	2.32	0.69	0.80	0.40	0.29		

8.	Providing a bridge over Chaktai Khal and approach Road.	Do.	1.50	1.48	0.20	0.50	0.20
9.	Residential and land Development at Muradpur, Chittagong.	Do.	8.39	2.77	5.61	1.00	0.30	0.05	..	0.05	..	5.31
10.	Development of Residential area at Kalurghat, Chittagong.	Do.	5.80	2.61	3.18	0.45	9.30	2.88
11.	Improvement and Widening of Momin Road and Jamal Khan Road and Development of adjoining land for commercial purpose.	Do.	2.15	0.91	1.23	0.50	0.40	0.05	..	0.05	..	0.93
12.	Construction of Wholesale market, a retail market and Development of area for Commercial purpose at Pahartali, Chittagong.	Do.	5.85	1.99	3.86	1.00	0.50	0.05	..	0.05	..	3.26
13.	Construction of a Wholesale Market, a retail market and Development of an area for Commercial purpose at Sholahahar, Chittagong.	Do.	10.35	2.12	8.22	1.00	0.60	0.08	..	0.08	..	7.62
14.	Development of Commercial land on both sides of Agrabad (Quaid-e-Azam Road) Road and adjoining areas.	Do.	14.95	0.75	14.19	0.10	0.40	13.79
15.	Construction of C.D.A. Office Building (revised).	Do.	3.10	2.08	1.01	0.80	0.16	0.05	..	0.05	..	0.61
16.	Construction of Rehabilitation market on Momin Road.	Do.	3.14	0.03	3.10	0.03	0.26	2.84
17.	Development of land and Construction of a Market at Kazirdewri, Chittagong.	Approved by P.P.A. & C.D.W.P. Awaits N.E.C. approval.	5.30	0.06	5.23	0.03	0.60	0.05	..	0.05	..	4.53
18.	Improvement and Widening of Tiger-Pass Road from Railway Overbridge upto the junction of Moulana Mohd. Ali Road and Zakir Hussain Road.	Approved	3.10	1.09	2.00	0.80	0.30	0.03	..	0.03	..	1.70
19.	Construction of new road from Saltgola to Patengabazar.	Do.	4.10	0.20	3.90	0.20	0.20	3.70

(Million Rupees)

Sl. No.	Name of the Scheme	Status of the Scheme	Estimated cost	Estimated expenditure during the 2nd Plan period	Third Plan Allocation	Revised Estimates for 1964-65	Provision for 1965-66	Foreign Exchange required for 1965-66			Source of Foreign Aid	Expenditure in subsequent years			
								Total	Foreign Aid	Own resources		1966-67	1967-68	1968-69	1969-70
1	2	3	4	5	6	7	8	9	10	11	12	13	14	15	16
<i>On-going—contd.</i>															
20.	Construction of C.D.A. staff quarter (phase III).	Approved	0.78	0.20	0.58	0.20	0.20				0.38
21.	Construction of Pathantooli market (revised).	Do.	2.01	3.78	0.40	1.36	0.40	0.03	..	0.05
22.	Development of Residential area at Katalgong, Chittagong.	Approved	0.90	1.09	0.45	0.15	0.20				0.25
		Revised	1.49												
23.	Construction of garage and workshop for C.D.A.	Approved	0.48	0.28	0.20	0.28	0.21				0.29
24.	Detailed feasibility study for a permanent bridge over Karnafuli.	Do.	0.26	0.16	0.03	0.16	0.03
Total (On-going)		8.58	0.44	..	0.44	..				
<i>New :</i>															
1.	Surveying (1965—70)	.. Un-Approved	0.37	..	0.37	..	0.07	0.005	..	0.005	..				0.30
2.	Construction of road from the river bank to Badalpara on the left bank of Karnafuli.	Approved	4.48	..	1.00	..	0.15				4.33
3.	Construction of the link road from the river bank to the existing D.C. road on the left bank of Karnafuli.	Do.	2.95	..	1.96	..	0.20				0.95
Total (New)		0.005	..	0.005	..				
Total (On-going and New)		9.00	0.45	..	0.45	..				

Khulna Development Authority.
On-going :

1.	Construction of Approved New Market.	Approved	2.16	1.96	0.10	0.40	0.10	
2.	Staff Quarter for K.D.A.	Do.	0.77	0.72	0.05	0.30	0.05	
3.	Development of area surrounding New Market.	Do.	0.55	0.55	0.08	0.15	0.018	
4.	Road from K.D.A. Office to Khan Jahanali Road.	Do.	3.00	0.75	2.25	0.50	0.40	0.07	..	0.07	..	1.84
5.	Commercial area around Jessore Road.	Do.	2.30	0.55	1.75	0.50	0.10	0.05	..	0.05	..	1.65
6.	Outer By Pass Road	Do.	4.75	0.60	4.15	0.50	0.45	0.07	..	0.07	..	3.70
7.	K.D.A. Office to Outer By Pass Road.	Do.	1.95	0.56	1.39	0.50	0.30	0.05	..	0.05	..	1.09
8.	Residential Zone at Mujgunni	Do.	4.25	1.25	2.99	1.20	0.50	0.07	..	0.07	..	2.49
9.	Daulatpur Outer By Pass Road.	Do.	4.46	0.76	3.70	0.60	0.30	0.02	..	0.02	..	3.40
10.	Mujgunni Main Road	Do.	4.15	0.38	3.74	0.31	0.30	0.04	..	0.04	..	3.47
11.	Boyra Main Road	Do.	1.25	0.36	0.89	0.30	0.30	0.03	..	0.03	..	0.50
12.	Market at Daulatpur	Do.	1.45	0.51	0.89	0.54	0.52	0.10	..	0.10	..	0.81
13.	Development of Residential area at Daulatpur.	Do.	4.20	0.47	3.73	0.42	0.50	0.07	..	0.07	..	3.23
14.	Survey and Investigation	Do.	1.00	..	0.90	0.10	0.20	0.02	..	0.02	..	0.70
15.	Development of Commercial Zone at Daulatpur.	Do.	4.10	..	3.50	0.60	0.40	0.04	..	0.04	..	3.10
Total KDA							4.50	0.63	..	0.63	..	
Fire Services												
<i>On-going :</i>												
1.	East Pakistan Fire Service Procurement of Appliances and Equipments scheme.	Approved	O. 9.00 R. 13.30	9.00	6.00	1.50	0.90	0.90	..	0.90	..	7.40
2.	Re-organisation of Civil Administration. Provision of Administrative and other accommodation for the Directorate of Fire Services.	Do.	O. 8.00 R. 23.04	8.00	5.20	2.63	1.50	0.30	..	0.30	..	14.25
3.	Establishment of new Fire Stations in East Pakistan.	Do.	O. 4.57	4.57	2.62	1.09	1.50	0.40	..	0.40	..	1.12
Total (on-going)							3.90	1.60	..	1.60	..	

*The fund will come from Road Sector.

** H & S = 20.20 — 11.20 = 9.00 m.

EDUCATION AND TRAINING

(Million Rupees)

Sl. No.	Name of the Scheme	Status of the Scheme	Estimated cost	Estimated expenditure during the 2nd Plan period	Third Plan Allocation	Revised Estimates 1964-65	Provision for 1965-66	Foreign Exchange required for 1965-66			Source of Foreign Aid	Expenditure in subsequent years			
								Total	Foreign Aid	Own resources		1966-67	1967-68	1968-69	1969-70
1	2	3	4	5	6	7	8	9	10	11	12	13	14	15	16
General Education excluding universities															
A. On-going :															
1. Primary Education:															
1.	Introduction of Free Primary Education in Chittagong Hill Tracts.	Approved	8.350	1.800	6.550	0.800	1.500			5.050	
2.	Supplementary scheme for Development of 3,000 Primary Schools.	Do.	54.000	3.546	50.454	0.346	14.42			36.034	
2. Secondary Education:															
3.	Development of 780 Secondary Schools.	Do.	41.800	40.686	1.114	2.286	1.114	0.200	..	0.200			
4.	(a) Dev. of 53 Higher Secondary Schools.	Do.	15.298	13.700	1.598	1.500	1.598	0.200	..	0.200			
	(b) Supplementary scheme for Dev./Estabtt. of 22 Intermediate Colleges.														
5.	Dev. of 21 Pilot Secondary Schools.	Do.	4.028	3.820	0.208	0.300	0.208			
6.	Construction of collegiate school (Laboratory H/S.), Dacca.	Do.	1.390	1.200	0.190	..	0.100			0.090	
7.	Construction of a hostel for Q. N. Girls' H/S., Dacca.	Do.	0.500	0.400	0.100	0.100	0.100	
8.	Estabtt. of 10 new Govt. High Schools in congested town areas.	Do.	22.200	2.850	19.350	2.150	6.000	0.200	..	0.200	..			13.350	
9.	Estabtt. of 5 new Govt. Girls' High Schools in congested town areas.	Do.	11.500	2.100	9.400	1.600	4.200	0.100	..	0.100	..			5.200	

10.	Estabtt. of Three Cadet Colleges.	Approved	24.540	16.300	8.240	7.500	7.000	1.000	..	1.000	..	0.740
11.	Imp. of East Pakistan Cadet College at Fouzderhat, Chittagong.	Do.	1.513	0.100	1.413	0.100	1.000	0.413
12.	Introduction of Agricultural Education in Primary and Secondary Schools.	Do.	0.549	0.249	0.300	0.100	0.100	0.200
13.	Introduction of Religious Education for Muslim pupils in Missionary Schools.	Do.	1.865	0.415	1.450	..	0.500	0.950
14.	Introduction of Craft Courses in Secondary Schools.	Do.	18.574	1.300	17.274	0.500	0.100	16.974
15.	Supplementary scheme for Dev. 400 non-Govt. Secondary Schools.	Do.	46.316	1.500	44.816	1.000	13.00	30.816
16.	Provincialisation of 66 non-Govt. High Schools for boys and Girls' in each sub-divisional Head Quarter having no Government High Schools.	Do.	29.012	0.050	28.962	0.050	0.800	28.162
17.	Dev. of facilities in science teaching in Secondary Schools.	Do.	84.030	0.500	83.530	0.500	7.500	1.000	..	1.000	..	76.03
18.	Estabtt. of Six Residential Model Schools.	Do.	48.000	0.170	47.830	0.120	6.000	41.830
3.—Teacher Education :												
19.	Imp. of existing T. T. Colleges	Do.	3.814	3.614	0.200	0.320	0.200	0.814
20.	Estabtt. of a new T. T. Colleges at Comilla.	Do.	1.900	1.800	0.100	0.030	0.100	0.970
21.	Imp. of existing Junior Training Colleges and Estabtt. of two more.	Do.	3.420	2.170	1.250	0.040	1.000	0.250
22.	Imp. of existing P. T. Institutes.	Do.	4.865	4.665	0.200	0.215	0.200	0.465
23.	Estabtt. of 20 new P. T. Institutes.	Do.	9.970	9.470	0.500	0.572	0.500	0.472
24.	Estabtt. of Education Extension Centre.	Do.	1.910	1.860	0.050	0.040	0.050	0.860
25.	Supplementary scheme for Estabtt. of a Junior Training College at Mymensingh.	Do.	1.000	0.050	0.950	0.050	0.500	0.450

Sl. No.	Name of the Scheme	Status of the Scheme	Estimated cost	Estimated expenditure during the 2nd Plan period	Third Plan Allocation	Revised Estimates 1964-65	Provision for 1965-66	Foreign Exchange required for 1965-66				Expenditure in subsequent years			
								Total	Foreign Aid	Own resources	Source of Foreign Aid	1966-67	1967-68	1968-69	1969-70
1	2	3	4	5	6	7	8	9	10	11	12	13	14	15	16
26.	Establishment of a New T. T. College.	Approved	2.500	0.100	2.400	0.100	0.900	..	--	--	..				1.500
27.	Training of Educational Officers including Head Masters & Head Mistresses.	Do.	0.592	0.029	0.564	0.028	0.100	--	--	--	..				0.464
28.	Emergency Training of Science Teachers.	Do.	0.134	0.054	0.080	0.030	0.050	--	--	--	..				0.030
29.	Construction of Hostel for 50 Women students attached to Rajshahi T.T. Colleges.	Do.	0.500	0.200	0.100	0.300	0.100	..	--	--	..				0.200
30.	Strengthening the Teaching of English in East Pakistan.	Do.	0.835	0.030	0.805	0.030	0.050	--	--	--	..				0.755
4—College Education															
31.	Improvement of 5 Government Degree Colleges.	Do.	4.290	4.040	0.250	0.650	0.250	--	..	---
32.	Development of Chittagong College into a semi-residential College.	Do.	4.450	3.850	0.600	0.500	0.500	--	..	--	---				0.100
33.	Improvement of 20 non-Government Degree, Colleges.	Do.	16.520	16.500	0.717	0.858	0.717	--	--	--	---				..
34.	Supplement Scheme for Improvement of 31 non-Government Degree Colleges.	Do.	4.475	1.500	2.975	0.800	1.500	0.300	..	0.300	..				1.475
35.	Establishment of a College of Home Economics.	Do.	2.250	2.200	0.050	0.060	0.050	--	--	--	---				..
36.	International House ..	Do.	0.362	0.200	0.162	0.100	0.100	--	--	--	---				0.062
37.	Establishment of 15 hostels to be attached to District Colleges outside Dacca for unmarried teaching staff from abroad.	Do.	0.840	0.784	0.056	0.175	0.056	--	..	---	---				..

5.—Library Services

38.	Establishment of two more Public Libraries at Chittagong and Khulna	Do.	1.832	1.490	0.342	0.270	0.342
39.	East Pakistan Central Public Library.	Do.	0.900	..	0.900	..	0.100	0.800
40.	Improvement of Bengali Academy.	Do.	1.700	1.350	0.350	0.200	0.150	0.200
41.	Improvement of Government Institute of Arts.	Do.	1.060	0.960	0.100	0.100	0.100
42.	Construction of 5 Sports Stadium.	Do.	2.080	1.580	0.500	0.030	0.100	0.400
43.	Establishment of a Museum ..	Do.	5.000	0.609	4.391	0.500	0.100	4.291

6—Scholarships

44.	Internal Scholarships ..	Do.	22.500	15.500	7.000	6.000	6.800	0.400
45.	Foreign Training of Teachers	Do.	3.000	1.800	1.200	0.800	0.800	0.900	..	0.900	..	0.400
46.	Supplementary Scholarships ..	Do.	3.068	2.068	1.000	1.000	1.000

7—Special Projects

47.	Direction and Inspection ..	Do.	1.200	0.900	0.300	0.080	0.200	0.100
48.	Lunch Programme (Revised)	Do.	53.200	2.761	50.439	1.500	2.000	48.439
49.	Estabtt. of consulting services for Eudcational Building programme.	Do.	0.860	0.710	0.150	0.055	0.150
50.	Establishment of Audio Visual Education Centre.	Do.	0.390	0.300	0.090	0.100	0.085	0.005
51.	Supplementary scheme for expansion of Audio Visual Education Centre.	Do.	1.229	..	1.229	..	0.322	0.200	..	0.200	..	0.907
52.	Establishment of an Institute of Counselling and guidance.	Do.	0.285	0.010	0.275	0.010	0.100	0.175
53.	Pilot project for Adult Education in East Pakistan.	Do.	0.845	0.250	0.595	0.050	0.200	0.395

8—Technical Education under D.P.I.

54.	Establishment of Three Technical High Schools.	Do.	3.594	3.294	0.300	0.550	0.300
-----	--	-----	-------	-------	-------	-------	-------	----	----	----	----	----

(Million Rupees)

Sl. No.	Name of the Scheme	Status of the Scheme	Estimated cost	Estimated expenditure during the 2nd Plan period	Third Plan Allocation	Revised Estimates for 1964-65	Provision for 1965-66	Foreign Exchange required for 1965-66			Source of Foreign Aid	Expenditure in subsequent years				
								Total	Foreign Aid	Own resources		1966-67	1967-68	1968-69	1969-70	
1	2	3	4	5	6	7	8	9	10	11	12	13	14	15	16	
55.	Adding technical section to two Government High Schools at Chittagong & Khulna.	Approved	1.800	1.650	0.150	0.080	0.150		
56.	Establishment of Training Centres for teachers of vocational subjects.	Do.	1.334	0.834	0.500	0.175	0.300			0.200		
57.	Studies and Surveys of the Third Five Year Plan.	Do.	0.386	0.150	0.236	0.150	0.150			0.086		
Total (On-going schemes) ..							85.612	4.100	4.100							
B—New Schemes																
1.	Development of 400 Non-Government Secondary Schools.	Un-Approved	40.000	..	40.000	..	0.100			39.900		
2.	Establishment of 4 Intermediate Science Colleges.	Do.	10.000	..	10.000	..	0.100			9.900		
3.	Development of selected colleges and introduction of honours course.	Do.	39.000	..	39.000	..	1.500			37.500		
4.	Improvement of Boys' Scout and Girls' Guide.	Do.	1.000	..	1.000	..	0.100			0.900		
5.	Supplementary scheme for Development of College of Physical Education.	Do.	0.800	..	0.800	..	0.100			0.700		
6.	Scheme for Development of Games facilities.	Do.	5.000	..	5.000	..	0.400			4.600		
Total (New) ..							2.300					
Total (on-going & New) ..							87.912	4.100	..	0.100						

Education (Technical)

On-Going.

1.	Chittagong Polytechnic Institute.	Approved.	16.312	11.008	4.804	2.000	0.50	4.304
2.	Five Technical Institutes at Barisal Pabna, Rangpur and Sylhet.	Do.	9.243	5.278	—	0.700
3.	8-Technical Institute at Comilla, Dinajpur, Faridpur, Feni, Jessore, Kushtia, Mymensingh and Rajshahi.	Scheme under revision.	19.252	16.455	3.10	5.500	3.10	1.80	1.80
4.	Khulna Polytechnic Institute...	Approved.	9.358	8.423	0.935	2.700	0.30	0.635
5.	Engineering College at Rajshahi.	Do.	23.071	9.844	13.225	6.500	4.50	1.00	..	1.00	..	8.725
6.	Technical Education College at Dacca.	Do.	4.980	3.280	2.900	3.280	1.20	1.700
7.	Introduction of Chem. Tech. at Dacca Polytechnic Institute.	Do.	0.825	0.823	..	0.050
8.	Directorate of Technical Education.	Do.	0.650	0.406	2.244	0.150	0.10	0.144
9.	35-Vocational Schools at Sub-Divisional Head Quarters.	Approved scheme under revision.	12.196	5.920	6.276	5.400	5.00	1.00	..	1.00	..	1.270
10.	Expansion of Dacca Polytechnic Institute and Hostel.	Approved.	9.609	0.900	8.709	0.900	1.50	0.10	..	1.00	...	7.209
11.	Expansion of Bogra Technical Institute into a Polytechnic Institute.	Do.	8.052	0.677	7.375	0.500	1.50	0.30	0.10	0.20	..	5.875
12.	Expansion of Comilla Technical Institute into a Polytechnic Institute.	Approved	7.754	0.677	7.077	0.500	1.50	0.30	..	0.30	..	5.577
13.	Expansion of Mymensing Technical Institute into a Polytechnic Institute.		6.080	0.677	5.403	0.500	1.50	0.30	..	0.30	..	3.903
14.	13-Commercial Institutes ...	Do.	3.040	1.036	2.004	0.950	0.50	0.30	0.10	0.20	..	1.504
15.	Trade Course in 5-Technical Institutes at Barisal, Bogra, Pabna, Rangpur and Sylhet.	Do.	2.960	1.286	1.674	1.000	0.50	1.174
16.	Engineering College at Chittagong.	Do.	30.444	1.496	25.144	1.000	1.67	27.278

(Million Rupees)

Sl. No.	Name of the Scheme	Status of the Scheme	Estimated cost	Estimated expenditure during the 2nd Plan period	Third Plan Allocation	Revised Estimates for 1964-65	Provision for 1965-66	Foreign Exchange required for 1965-66			Source of Foreign Aid	Expenditure in subsequent years			
								Total	Foreign Aid	Own resources		1966-67	1967-68	1968-69	1969-70
1	2	3	4	5	6	7	8	9	10	11	12	13	14	15	16
17.	Engineering College at Khulna	Approved.	23.782	0.564	23.218	0.500	1.000				22.218
18.	Commercial Institute at Dacca	Do.	4.185	0.800	3.585	0.800	1.300	0.300	..	0.30	..				2.285
19.	Polytechnic Institute at Narayanjanj.	Do.	12.670	0.300	12.370	0.300	1.00				11.370
20.	Graphic Art Institute at Dacca	Do.	9.202	2.563	6.639	1.600	3.00	0.80	..	0.80	..				3.639
Total (On-going) ...							29.67	6.20	2.00	4.20
<i>New</i>															
1.	Expansion of Technical Institute at Barisal into Polytechnic Institute.	Do.	8.200	..	8.200	..	0.60	0.10	0.10				7.600
2.	Expansion of Pabna Technical Institute into Polytechnic Institute.	Do.	8.200	..	8.200	..	0.60	0.10	0.10				7.600
3.	Expansion of Rangpur Technical Institute into Polytechnic Institute.	Do.	8.200	..	8.200	..	0.50	0.10	0.10				7.700
4.	Expansion of Sylhet Technical Institute into Polytechnic Institute.	Do.	8.761	..	8.761	..	0.50	0.10	0.10				8.261
5.	Establishment of Vocational Schools at Chittagong Hill Tracts.	Scheme under preparation.	1.866	..	1.866	..	0.20				1.666
6.	Expansion of Khulna Polytechnic Institute.	Do.	9.820	..	9.820	..	0.10				9.720
7.	Establishment of East Pakistan Educational Equipment Dev. Bureau at Dacca.	Approved.	1.921	0.030	1.921	0.030	0.40	0.30	0.30				1.521
Total (New) ..							2.90	0.90	0.70	0.20					
Total (On-going and New)							32.57	7.10	2.70	4.40					

COMMERCE AND INDUSTRY

On-going

1.	Improvement of East Pakistan Textile Institute.	Approved.	2.30	1.919	..	0.500	0.40	0.130	..	0.130
2.	Establishment of East Pakistan Institute of Leather Technic, Dacca.	Do.	2.73	1.377	..	0.077	0.20
3.	Revised Development of East Pakistan Institute of Glass and Ceramic.	Do.	1.20	0.886	..	0.134	0.05
4.	Revised Reorganisation of 6 D. W. Schools in East Pakistan.	Do.	2.92	2.876	..	3.389	0.15
Total ..						0.80	0.130	..	0.130			

UNIVERSITY EDUCATION

On-going

1.	Jahanger Nagar University ..	Approved by C.D.W.P. in principle.	92.890	0.260	35.000	0.200	3.000	0.200	..	0.200	..	89.630
2.	Chittagong University ..	Do.	62.770	0.200	45.000	0.260	1.000	0.200	..	0.200	..	61.310
Total ..						4.000	0.400	..	0.400			

New

1.	East Pakistan University of Engineering and Technology.	Approved by PPA	60.080	..	50.000	..	10.000	1.200	..	1.200	..	50.080
2.	Dacca University ..	Under processing.	85.700	..	45.000	..	6.000	2.000	..	2.000	..	79.700
3.	Rajshahi University ..	Do.	150.800	..	55.000	..	6.134	3.000	..	3.000	..	144.666
Total ..						22.134	6.200	..	6.200			

Total (On-going & New) ..

26.134 6.600 .. 6.600

Grand Total (Education & Training)

147.416 17.950 2.700 15.250

HEALTH

(Million Rupees)

Sl. No.	Name of the Scheme	Status of the Scheme	Estimated cost	Estimated expenditure during the 2nd Plan period	Third Plan Allocation	Revised Estimates for 1964-65	Provision for 1965-66	Foreign Exchange required for 1965-66			Source of Foreign Aid	Expenditure in subsequent years			
								Total	Foreign Aid	Own resources		1966-67	1967-68	1968-69	1969-70
1	2	3	4	5	6	7	8	9	10	11	12	13	14	15	16
Health															
<i>On-going</i>															
1.	T. B. Hospital, Dacca Expansion (Revised).	Approved	2.000	2.000	0.050	0.600	0.050
2.	T. B. Hospital, Chittagong, 100-bedded (Revised).	Do.	2.708	2.500	0.010	0.629	0.010	0.010	...	0.010
3.	T. B. Hospital at Rajshahi (Revised).	Do.	2.000	2.108	0.010	0.050	0.010	0.010	...	0.100
4.	Establishment of 30 T. B. Clinics	Do.	4.800	1.049	3.760	0.617	0.600	0.300	...	0.300	...				3.160
5.	B. C. G. Programme	Do.	4.000	1.060	0.388	0.200	0.300	0.050	...	0.050	...				0.088
6.	Dacca Medical College and Hospital Further Improvement.	Do.	8.000	8.000	0.050	0.300	0.050	0.025	...	0.025
7.	Medical College, Chittagong Expansion.	Do.	24.202	19.233	5.120	2.000	1.200	0.300	...	0.300	...				3.920
8.	Conversion of Rajshahi Medical School into College.	Do.	21.336	20.146	1.315	2.800	1.000	0.350	...	0.350	...				0.315
9.	Dental College and Hospital Dacca.	Do.	1.500	1.001	0.500	0.100	0.500	0.100	...	0.100
10.	Extension of the Pabna Mental Hospital.	Do.	6.800	4.234	2.674	0.800	0.750	0.200	...	0.200
11.	Setting up of three Mental Clinics attached to the teaching Medical College Hospitals.	Do.	0.940	0.340	0.600	0.020	0.300	0.050	...	0.050	...				0.300
12.	Increase of beds in the Sadar and Sub-Divisional Hospitals (Revised on 28-12-1964).	Do.	8.600	8.529	0.200	0.100	0.200	0.010	...	0.010

13.	Setting up of three Physiotherapy and occupational therapy centres in Dacca, Chittagong and Rajshahi (Revised on 27-5-1960).	Approved	0.300	0.150	0.150	0.050	0.150	0.030	...	0.030
14.	Installation of Deep X-Ray Therapy with Isotope Centre in all the College Hospitals.	Do.	4.000	1.500	2.500	0.100	0.750	0.700	...	0.700	...	1.750
15.	Supply of modern equipments to all hospitals of the Province including X-Ray Installation in Sub-Divisional Hospitals.	Do.	3.000	2.915	0.085	0.200	0.085	0.085	...	0.085
16.	Rural Health Centres (150)	Do.	69.800	28.839	40.961	9.950	10.000	30.061
17.	Setting up of Mobile Dispensaries and Reorganisation of existing ones.	Do.	2.400	1.399	1.000	0.300	0.400	0.375	..	0.375	...	0.600
18.	Leprosy Control Project	Do.	1.050	0.772	0.278	0.300	0.278	0.028	...	0.028
19.	Leprosy Rehabilitation Centre in Rangpur District.	Do.	1.500	0.447	1.053	0.025	0.200	0.050	...	0.050	...	0.853
20.	Leprosy Rehabilitation Centre in Sylhet District.	Do.	1.500	0.841	0.659	0.025	0.200	0.050	..	0.050	...	0.159
21.	Establishment of a 100 bedded Infectious Diseases Hospital at Dacca and 7—20 bedded Hospitals at Barisal, Mymensingh Comilla, Ctg., Dinajpur, Rangpur and Bogra.	Do.	4.500	2.120	2.477	0.150	0.800	0.300	...	0.300	...	1.677
22.	Further Improvement of Central Medical Stores, Dacca & Establishment of 2 Medical Sub-Depots at Ctg. & Rajshai. (Revised on 27-5-1960).	Do.	1.450	1.000	0.487	0.200	0.300	0.050	...	0.050	...	0.187
23.	Foreign Training of Doctor/Nurse/para Medical Staff abroad.	Do.	4.433	2.506	1.927	1.000	0.800	0.600	..	0.600	..	.127
24.	Setting up of 40 Maternity and Child Welfare Centre in the Province.	Do.	3.600	2.545	1.141	1.000	1.141
25.	Training of lady Health Visitors and Midwives in two Centres at Barisal & Rajshahi (Revised on 27th May, 1960).	Do.	2.390	2.269	0.181	0.020	0.181	0.030	...	0.030
26.	Establishment of 3 training centres for Medical & Health Technicians.	Do.	1.500	0.944	0.610	0.100	0.300	0.010	..	0.010	..	0.310

Sl. No.	Name of the Scheme	Status of the Scheme	Estimated cost	Estimated expenditure during the 2nd Plan period	Third Plan Allocation	Revised Estimates for 1964-65	Provision for 1965-66	Foreign Exchange required for 1965-66			Source of Foreign Aid	Expenditure in subsequent years			
								Total	Foreign Aid	Own resources		1966-67	1967-68	1968-69	1969-70
1	2	3	4	5	6	7	8	9	10	11	12	13	14	15	16
27.	Nutrition Research Laboratory.	Approved.	0.500	..	0.500	0.100	0.010	0.010	..	0.010	..				0.490
28.	Setting up of 12 School Health Clinics providing accommodation for 9 existing Health units and school Health Clinics.	Do.	0.580	0.286	0.294	0.050	0.294	0.050	..	0.050
29.	Staff Quarters attached to the Infectious Diseases Hospitals at Rajshahi, Khulna & Sylhet.	Do.	0.600	0.759	0.010	0.086	0.010
30.	Institute of Training of Public Health & Para-Medical Personnel.	Do.	2.490	2.281	0.200	1.500	0.200	0.100	..	0.100
31.	Improvement of laboratory for Food, Water & Drug Analysis.	Do.	1.000	0.800	0.200	0.200	0.200	0.150	..	0.150
32.	Skin & V. D. Clinics in all the Medical College Hospitals at Dacca, Ctg. & Rajshahi 30 beds in Dacca, 16 beds each at Rajshahi, Ctg. (Revised on 27-5-1964).	Do.	0.300	0.285	0.010	0.050	0.010	0.010	..	0.010
33.	Establishment of a Medical College at Mymensingh.	Do.	27.887	5.321	22.566	2.872	2.400	0.800	..	0.800	..				20.666
34.	Establishment of Medical College at Sylhet.	Do.	27.887	2.267	29.620	1.200	1.000	0.700	..	0.700	..				22.720
35.	Establishment of a Medical College at Barisal.	Do.	29.788	0.200	29.588	0.200	0.500	0.200	..	0.200	..				29.188
36.	Conversion of Mittord Hospital, Dacca into Medical College for condensed MBBS (Revised).	Do.	4.225	4.225	0.300	0.862	0.300	0.200	..	0.200

37.	Developing the Commercial potentialities of the Biological production laboratories of the Institute of Public Health.	Do.	1.200	0.400	0.800	0.400	0.500	0.300	..	0.300	...	0.300
38.	Modernisation of Sadar Hospitals.	Do.	13.271	0.800	12.471	0.500	1.000	0.400	..	0.400	..	1.471
39.	Modernisation of Sub-Divnl. Hospitals.	Do.	32.634	0.900	31.734	0.800	3.531	0.500	..	0.500	..	28.203
40.	Establishment of Industrial Health Section in the Provn. Health Directorate.	Do	0.500	0.060	0.440	0.010	0.100	0.050	..	0.050	..	0.340
41.	Establishment of 14 Outdoor Dispensaries at Dacca, Ctg., Rajshahi, Khulna Towns.	Do.	2.030	0.880	0.014	0.180	0.500	0.050	..	0.050	..	0.514
42.	Establishment of a Brace Shop.	Do.	0.485	0.435	0.040	0.100	0.040	0.025	..	0.025	..	--
43.	Post-graduate Training Centre in Dacca Medical College and Institute of Public Health.	Do.	0.760	0.160	0.600	0.150	0.600	0.600	..	0.600
44.	Children and Women's Hospital at Dacca.	Do.	5.000	0.146	4.854	..	0.100	4.754
45.	Family Planning Scheme (Revised).	Approved by PPA	157.170	12.560	70.00*	2.500	12.100**	7.060	..	7.060	..	190.440
46.	National Malaria Eradication Programme (Revised).	Do.	344.600	21.008	221.330	21.008	28,400	8.673	8.673	323.500
Total (On-going)							..	72.350	22.90	8.673	15.798	
<i>New</i>												
47.	Establishment of a Medical College at Rangpur.	Approved	33.450	..	7.500	..	0.200	0.100	..	0.100	..	33.250
48.	Rural Health Centres (200)	.. Unapproved	250.000	..	80.000	..	0.500	249.500
49.	6 Nurses Training Centres attached to the Medical College Hospitals at Dacca (Mitford Hospital), Mymensingh, Sylhet, Barisal, Rangpur and Khulna.	Approved by A. P. P.	9.00	..	6.00	..	0.700	0.050	..	0.050	..	8.300
50.	Establishment of two Training Centres for Lady Health Visitors, one at Ctg. and the other at a place to be selected later on.	Approved	2.996	..	2.400	..	0.300	0.050	..	0.050	..	2.696

* Out of the total Third Plan Outlay of Rs. 144.610 million, the Government of East Pakistan will contribute Rs. 70.00 million, the rest being borne by the Centre.

** Provision of Rs. 12.10 million for 1965-66 has been made on the basis of 50% contribution.

(Million Rupees)

Sl. No.	Name of the Scheme	Status of the Scheme	Estimated cost	Estimated expenditure during the 2nd Plan period	Third Plan Allocation	Revised Estimates for 1964-65	Provision for 1965-66	Foreign Exchange required for 1965-66			Source of Foreign Aid	Expenditure in subsequent years			
								Total	Foreign Aid	Own resources		1966-67	1967-68	1968-69	1969-70
1	2	3	4	5	6	7	8	9	10	11	12	13	14	15	16
51.	Establishment of an Institute of Training of Public Health and Para-medical Personnel at Rajshahi.	Approved	3.000	..	2.500	..	0.300	0.100	..	0.100	..				2.800
52.	100-bedded T. B. Hospital, Khulna.	Unapproved	3.50	..	2.500	..	0.100				3.400
53.	Establishment of 50-bedded Hospitals at important places of the Province.	Do.	16.436	..	7.500	..	0.100				10.336
54.	Establishment of 10 T. B. Clinics at Sub-Divisional headquarters (New).	Do.	2.550	..	2.000	..	0.200	0.100	..	0.100	..				2.350
55.	Further Expansion of the Instt. of Diseases of Chest and Hospital, Dacca (formerly T. B. Hospital, Dacca).	Do.	4.772	..	1.100	..	0.100				4.672
56.	Expansion of Maternity and Child Health Training Instt., Azimpur, Dacca.	Do.	1.326	..	1.000	..	0.200	0.025	..	0.025	..				1.126
57.	Further Improvement of Central Medical Stores, Tejgaon, Dacca.	Do.	1.500	..	1.000	..	0.100	0.100	..	0.100	..				1.400
58.	Health and Vital Statistics	Do.	0.300	..	0.100	..	0.050	0.010	..	0.010	..				0.250
Total (New)							..	2.850	0.535	..	0.535				
TOTAL (On-going and New)								75.200	23.436	8.673	14.763				

MANPOWER AND EMPLOYMENT

(Million Rupees)

Sl. No.	Name of the Scheme	Status of the Scheme	Estimated cost	Estimated expenditure during the 2nd Plan period	Third Plan Allocation	Revised Estimates for 1964-65	Provision for 1965-66	Foreign Exchange required for 1965-66			Source of Foreign Aid	Expenditure in subsequent years			
								Total	Foreign Aid	Own resources		1966-67	1967-68	1968-69	1969-70
1	2	3	4	5	6	7	8	9	10	11	12	13	14	15	16
<i>Manpower and Employment,</i>															
<i>On-going</i>															
1.	Head quarter office building of Labour Directorate at Dacca.	Approved	0.650	0.208	0.442	0.158	0.442
2.	Divisional office building of Labour Directorate at Dacca, Chittagong, Khulna and Rajshahi.	Do.	0.986	0.368	0.618	0.300	0.618
3.	Regional office building of Labour Directorate at Narayanganj.	Do.	0.164	0.160	0.004	0.110	0.004
4.	Establishment of 11 Labour Welfare Centre.	Do.	2.208	1.938	0.490	1.032	0.490	0.050	..	0.050
5.	Labour Welfare Division for Tea Industry.	Do.	0.845	0.816	0.029	0.223	0.029
6.	Establishment of 4 Apprenticeship Instruction Centres.	Do.	0.346	0.300	0.046	0.300	0.046
7.	Marine Diesel Training Centre at Narayanganj.	Do.	9.070	6.801	2.269	1.182	1.997	0.600	..	0.600	..				0.272
8.	SEATO-PAK Skilled Labour Project, Dacca.	Do.	5.230	5.056	0.174	0.451	0.174
9.	German-Pak Training Project, Dacca.	Do.	3.150	0.700	2.450	0.700	1.500	1.250	..	1.250	..				0.950
10.	Technical Training Centre, Rajshahi.	Do.	2.600	0.369	2.231	0.369	1.500	0.100	..	1.000	..				0.731

(Million Rupees)

Sl. No.	Name of the Scheme	Status of the Scheme	Estimated cost	Estimated expenditure during the 2nd Plan period	Third Plan Allocation	Revised Estimates for 1964-65	Provision for 1965-66	Foreign Exchange required for 1965-66			Source of Foreign Aid	Expenditure in subsequent years			
								Total	Foreign Aid	Own resources		1966-67	1967-68	1968-69	1969-70
1	2	3	4	5	6	7	8	9	10	11	12	13	14	15	16
1.	Personnel of the implementation of Third Five-Year Plan projects and Development Grant for U.C.D. Projects.	..	1.800	..	1.800	..	0.283				1.517
2.	Research and Publication	..	0.500	..	0.500	..	0.080	0.050	..	0.050	..				0.420
3.	Grants to College of Social Work, Rajshahi University.	..	1.000	..	1.000	..	0.400	0.130	..	0.130	..				0.600
4.	Improvement of Physical facilities in Dacca College of Social Welfare and Research Centre.	..	0.800	..	0.800	..	0.300	0.050	..	0.050	..				0.500
5.	Social Welfare In-service Training Centre.	..	0.800	..	0.800	..	0.320	0.080	..	0.080	..				0.500
6.	Construction of building for the existing Orphanages.	..	3.400	..	3.400	..	0.302	0.120	..	0.120	..				3.098
7.	Socio-Economic Centre for Women.	..	3.400	..	3.400	..	0.350	0.120	..	0.120	..				3.050
8.	Hostels for working girls for lower income group.	..	0.600	..	0.600				0.600
9.	School Social Work units	..	2.00	..	2.000	..	0.060				1.940
10.	Homes for training and Rehabilitation of Beggars.	..	21.200	..	21.200	..	2.000	0.600	..	0.600	..				19.200
11.	Training Institute for Deaf and Dumb.	..	1.500	..	1.500	..	0.255	0.060	..	0.060	..				1.245
12.	Training Institute for the Blind Children.	..	3.000	..	3.000	..	0.150				2.850

13. Training Institute for the Mentally retarded children.	..	2.50	..	2.500	..	0.100	2.400
14. Probation and After-Care Services for the Juvenile Delinquents.	..	1.00	..	1.000	..	0.100	0.900
15. Training Institute for the Juvenile Delinquents.	..	3.50	..	3.500	..	0.100	3.400
16. Remand Home	..	3.00	..	3.000	..	0.100	2.900
Grand Total						4.900	1.210	..	1.210	..	
(On-going and New) ..						8.000	2.385	..	2.385	..	

SURVEY AND STATISTICS

(Million Rupees)

Sl. No.	Name of the Scheme	Status of the Scheme	Estimated cost	Estimated expenditure during the 2nd Plan period	Third Plan Allocation	Revised Estimates for 1964-65	Provision for 1965-66	Foreign Exchange required for 1965-66			Source of Foreign Aid	Expenditure in subsequent years			
								Total	Foreign Aid	Own resources		1966-67	1967-68	1968-69	1969-70
1	2	3	4	5	6	7	8	9	10	11	12	13	14	15	16
<i>East Pakistan Bureau of Statistics.</i>															
<i>On-going</i>															
1.	Master Survey of Agriculture	Approved	0.640	0.425	0.215	0.425	0.279
2.	Survey on price of Building materials.	Do.	0.110	0.037	0.073	0.037	0.084
Total ..			0.750	0.462	0.288	0.462	0.363
<i>New</i>															
1.	Sample Survey Organisation ..	Un-approved	3.963	..	3.963	..	1.120	0.066	..	0.066	2.843	..
	Machine Tabulation and Data Processing.	Do.	4.721	..	4.721	..	0.737	0.264	..	0.264	3.984	..
3.	Field Services and Advisory Services to local Bodies.	Do.	6.653	..	6.653	..	1.155	0.253	..	0.253	5.498	..
4.	Statistical Information Service	Do.	0.835	..	0.835	..	0.225	0.110	..	0.110	0.610	..
5.	In-Service Training for Statistical Personnel.	Do.	0.505	..	0.505	..	0.075	0.015	..	0.015	0.430	..
6.	Regional Accounting for National Income Calculation.	Do.	0.720	..	0.720	..	0.050	0.005	..	0.005	0.670	..
Total ..							3.362	0.713	..	0.713
Total (on-going & New)							3.725	0.713	..	0.713


WORKS PROGRAMME (B. D. & L. G. DEPTT.).

(Rs. in million)

Sectors	Plan outlay	Expenditure during 1964-65	Provision for 1965-66*
1. Roads & Bridges	1050.00	175.00	140.00
2. Drainage and Canal, etc.	285.00	47.50	38.00
3. T.D.C. & W.C. Centres	135.00	22.50	18.00
4. Irrigation & Water Supplies	30.00	5.00	4.00
Total	1500.00	250.00	200.00

*Provision for 1965-66 is net.

NOTE.—The sectoral allocation is tentative and over years the preferences of the basic democracies may change from one sector to another. Allocation should be viewed with flexibility. Further the allocation shown is for the province as a whole and will be different area-wise.



DEVELOPMENT PROGRAMME 1965-66

SUMMARY — WEST PAKISTAN

(Million Rupees)

Name of the Sector	Provision for 1965-66		Foreign Exchange Required for 1965-66		
	Gross	Net	Total	Foreign Aid	Own Resources
1. Agriculture	366.936	310.616	193.059	61.284	131.775
2. Water and Power	716.419	629.619	290.590	231.681	58.909
3. Industry	114.433	102.113	52.388	49.007	3.381
4. Fuels and Minerals ..	0.737	0.537	0.270	..	0.270
5. Transport and Communica- tions.	393.941	354.571	175.740	154.000	21.740
6. Physical Planning and Housing.	162.445	127.591	38.071	5.450	32.621
7. Education and Training ..	169.053	135.903	13.642	9.197	4.445
8. Health	99.068	83.442	19.678	15.750	3.928
9. Social Welfare	2.970	2.710
10. Manpower and Employment..	3.535	2.435
11. Works Programme	150.000	150.000	0.700	..	0.700
12. Lump-sum Provision for Schemes of Bahawalpur Di- vision.	6.000	6.000
Total	2,185.537	1,905.537	784.138	526.369	257.769
Less—Likely Short fall	100.537
Total (Net)	1,805.000	784.138	526.369	257.769

DEVELOPMENT PROGRAMME 1965-66

SUMMARY—WEST PAKISTAN

(On-going and New Schemes)

(Million Rupees)

Name of the Sector	On-going Schemes	New Schemes	Total (On-going and New Schemes)
1	2	3	4
1. Agriculture	196.59	170.35	366.94
2. Water and Power	558.48	157.94	716.42
3. Industry	102.69	11.74	114.43
4. Fuels and Minerals	0.74	0.74
5. Transport and Communications	302.22	91.72	393.94
6. Physical Planning and Housing	112.57	49.87	162.44
7. Education and Training	58.75	110.30	169.05
8. Health	57.47	41.60	99.07
9. Social Welfare	2.20	0.77	2.97
10. Manpower and Employment	2.20	1.34	3.54
11. Works Programme	150.00	..	150.00
12. Lump-sum Provision for Schemes of Bahawalpur Division	6.00	6.00
Total	1,543.17	642.37	2,185.54
Less.—Likely Shortfall	380.54
Net Total	1,805.00

**AGRICULTURE
SUMMARY**

(Million Rupees)

Name of the Sub-Sector	Provision for 1965-66	Foreign Exchange Required for 1965-66		
		Total	Foreign Aid	Own Resources
A.—Agriculture and Agricultural Credits :				
1. Agricultural Development Corporation and Allied Programmes	110.721	91.250	9.750	81.500
2. Plant Protection	36.877	30.200	..	30.200
3. Seed Multiplication and Distribution... .. .	3.232	0.550	..	0.550
4. Mechanisation	68.200	50.000	28.000	7.000
5. Soils	11.910	8.366	..	8.366
6. Agricultural Statistics	0.451
7. Agricultural Marketing	0.175	0.025	..	0.025
8. Agricultural Extension	8.680
9. Agricultural Research	8.219	0.173	..	0.173
10. Agricultural Education	3.877	0.150	..	0.150
11. Co-operatives and Rural Credit	20.000
12. Frontier Regions	1.747	0.400	..	0.400
13. Merged Areas	0.053
14. Tools and Plants	0.173
Total 'A' (Agriculture and Agricultural Credits)	274.315	181.114	52.750	128.364
B. Other Programmes :				
1. Animal Husbandry	19.273	3.682	2.374	1.308
2. Colonization and Land Reforms	34.727	6.450	6.000	0.450
3. Co-operatives and Rural Credit	7.867	0.041	..	0.041
4. Fisheries	2.775	1.050	..	1.050
5. Foodgrain Storage	5.050
6. Forests	22.929	0.722	0.160	0.562
Total 'B' (Other Programmes)	92.621	11.945	8.534	3.411
Grand Total (Agriculture)	366.936	193.059	61.284	131.775

(Million Rupees)

Sl. No.	Name of the Scheme	Status of the Scheme	Estimated cost	Estimated expenditure during the 2nd Plan period	Third Plan Allocation	Revised Estimates for 1964-65	Provision for 1965-66	Foreign Exchange required for 1965-66			Source of Foreign Aid	Expenditure in subsequent years			
								Total	Foreign Aid	Own resources		1966-67	1967-68	1968-69	1969-70
1	2	3	4	5	6	7	8	9	10	11	12	13	14	15	16
13.	Supply of Improved Agricultural Implements to farmers.	Un-approved	1.500	0.400	..	0.400	0.360
14.	Extension of Potato Cultivation in West Pakistan.	Approved	..	0.355	..	0.100
15.	Jute Cultivation Farm in G. M. Barrage.	Do.	0.597	0.375	0.315	0.375	0.114	0.201
16.	Training of Farmers in Project Areas.	Do.	0.014	0.014	..	0.014
17.	Scheme for two Agricultural Farms in Guddu Barrage.	Do.	0.292	0.120	0.218	0.120	0.184	0.025	..	0.025	..	0.034
18.	Soan Valley Improvement Project.	Do.	71.237	10.000	42.781	10.000	14.000	9.500	9.300	0.200	..	7.152	7.181	7.210	7.238
19.	Construction of buildings for Agriculture Department in Guddu.	Do.	1.765	0.500	0.563	0.500	0.458	0.105
20.	Construction of A.D.C. House	..	3.004	1.000	..	1.000	1.000
Total A—Agricultural Development Corporation and Allied Programme.							18.052	9.600	9.300	0.300					
B,—Programme of Ministries and Departments															
Seed Multiplication and Distribution :															
1.	Construction of Agricultural Stores in West Pakistan.	Approved	0.572	1.099	..	0.062	0.097
2.	Combined F.A.O. Maize Hybrid Scheme.	Do.	2.613	1.005	1.474	0.232	0.242	0.266	0.292	0.321	0.353

3.	Establishment of Vegetable Unit at Rawalpindi Agriculture Station.	..	0.556	0.063	..	0.027	0.026
4.	Renovation and Improvement of Bagh-i-Jinnah.	Approved	0.995	0.485	..	0.429	0.286
5.	Establishment of Progeny Orchard-cum-Nursery in Quetta Division.	Do.	0.918	0.186	..	0.100	0.064
6.	Construction of Stores at Sub-Tehsil Level, Bahawalpur Division.	Approved	0.948	0.300	0.300	0.300	0.300
7.	Revised Scheme for the Establishment of Agricultural Farm at Sahuwal, District Sialkot.	Un-approved	0.311	0.150	..	0.150	0.020
8.	Provision of a tube-well at Agriculture Farm, Campbellpur.	Do.	0.056	0.025	..	0.025	0.031
9.	Establishment of Progeny Orchard-cum-Nursery in Sibi District.	Do.	0.318	0.138	..	0.138	0.070
10.	Establishment of Progeny Orchard-cum-Nursery in Zhob District.	Do.	0.319	0.138	..	0.138	0.070
11.	Establishment of Progeny Orchard-cum-Nursery in Loralai District.	Do.	0.319	0.138	..	0.138	0.070

Total (Seed Multiplication and Distribution).

..

Mechanization :

1.	Purchase of heavy earth moving machinery for settled areas in West Pakistan.	Approved	10.920	9.427	..	1.315
2.	Minor Irrigation—Construction of Open Surface Wells in Quetta and Kalat Division.	Do.	3.545	1.691	..	0.885
3.	Purchase of heavy earth moving machinery for Sailaba Cultivation in Quetta and Kalat Divisions.	Do.	9.943	6.478	..	2.200

Sl. No.	Name of the Scheme	Status of the Scheme	Estimated cost	Estimated expenditure during the 2nd Plan period	Third Plan Allocation	Revised Estimates for 1964-65	Provision for 1965-66	Foreign Exchange required for 1965-66			Source of Foreign Aid	Expenditure in subsequent years			
								Total	Foreign Aid	Own resources		1966-67	1967-68	1968-69	1969-70
1	2	3	4	5	6	7	8	9	10	11	12	13	14	15	16
4.	Scheme for setting up of 6 Sub-Shops for servicing of Tractors and Well Drilling equipment.	Approved	2.844	2.335	..	0.189
5.	Development of Agricultural mechanization in West Pakistan.	Un-approved	270.000	27.300	47.500	27.300	62.500	50.000	43.000	7.000
6.	Purchase of 150 bulldozers, 150 Tractors and servicing facilities.	Do.	22.690	7.596	..	4.900
7.	Setting up of Tractor Operators Schools at Rakh Manghan (Dera-Ismail Khan).	..	0.216	0.059	..	0.032
8.	Staff for Superintending Engineer, Peshawar.	..	0.090	0.067	..	0.042
9.	Re-organisation of Boring Operation in West Pakistan.	..	11.334	10.276	..	6.185
10.	Test Boring Operations in Quetta and Kalat Division.	..	0.594	0.200	..	0.100
11.	Purchase of Tractors for Development of land in Warsak Project.	Approved	8.394	3.807	..	3.807
12.	Construction of workshop for repairs of Plant Protection Equipment at Bahawalpur.	..	0.060	0.060	..	0.060
13.	Construction of residential buildings for the staff of Agriculture Workshop at D. I. Khan.	0.208	0.400	0.208	0.400
14.	Installation of open surface wells in West Pakistan—Subsidy for persian wheels and buckets at Rs. 1,000 per wheel.	..	4.500	2.500	2.000	2.500	2.000

15.	Improvement of Irrigation facilities for installation of Tube-wells in un-irrigated and Riverain Lands in West Pakistan.	..	1.500	1.500	..	1.500
16.	Construction of Agricultural Workshop at Risalewala.	..	3.500	0.800	..	0.800	0.800
17.	Installation of Tube-well in Hithar Area in Bahawalpur Division.	..	0.500	0.500	..	0.500
Total (Mechanisation) ..							65.700	50.000	43.000	7.000	..				
Soils:															
1.	Soil Conservation Project (Additional cost).	Approved	8.184	3.141	..	2.000									
2.	Rapid Soil Fertility Survey	Do.	14.885	3.997	12.546	1.798	1.910	0.165	..	0.165	..	2.584	2.634	2.684	2.734
3.	Purchase of land for the construction of building for the Soil Conservation Office at Kohat.	Un-approved	0.019	0.019	..	0.019
4.	Survey of waste land in selected districts with a view to finding out potentialities for Agricultural purposes.	Do.	0.050	0.050	..	0.050
5.	Purchase of 500 Soil Test kits for Agricultural Assistants.	Do.	0.050	0.050	..	0.050
6.	Soil Conservation Operational Project.	Do.	85.725	10.000	78.712	10.000	10.000	8.201	..	8.201	..	17.065	17.110	17.156	17.381
Total (Soils) ..							11.910	8.366	..	8.366	..				
Statistics:															
1.	Strengthening of Statistical Organization in West Pakistan.		1.186	0.764	..	0.266
2.	Additional requirements of Statistical Staff at Turnab Farm, Peshawar and Agriculture College, Tandojam.	Approved	0.076	0.045	..	0.017
3.	Revised Scheme for strengthening Statistical Organisation, excluding Ghulam Muhammad Barrage.	Do.	1.450	..	3.631	0.400	0.451	0.695	0.755	0.825	0.905
Total (Statistics) ..							0.451

Sl. No.	Name of the Scheme	Status of the Scheme	Estimated cost	Estimated expenditure during the 2nd Plan period	Third Plan Allocation	Revised Estimates for 1964-65	Provision for 1965-66	Foreign Exchange required for 1965-66			Source of Foreign Aid	Expenditure in subsequent years			
								Total	Foreign Aid	Own Resources		1966-67	1967-68	1968-69	1969-70
1	2	3	4	5	6	7	8	9	10	11	12	13	14	15	16
Agricultural Marketing:															
1.	Re-organization of Agricultural Economics and Marketing.	Approved	0.454	0.147	0.075	0.075	0.075
2.	Setting up of Agricultural Marketing Committee.	Do.	0.100	0.012
Total (Agricultural Marketing)							0.075					
Agricultural Extension:															
1.	Construction of residential building for Agricultural Staff at Mastung, Kalat, Pasni, Khuzdar, Turbat and Dhadar.	Do.	0.503	0.301	0.200	0.300	0.200
2.	Creation of additional posts for Administration of Cotton Control Act at Headquarter, Lahore.	Do.	0.036	0.017	..	0.014
3.	Construction of office of the Deputy Director, Agriculture, Quetta.	Do.	0.250	0.244	..	0.035
4.	Merger of Extension Services and Plant Protection Services in West Pakistan.	Do.	29.500	21.117	..	9.347
5.	Holding of Agricultural Shows at different levels and participation of the Department in Melas and Fairs.	Do.	1.132	1.049	1.415	0.283	0.283	0.283	0.283	0.283	0.283
6.	Scheme for the Establishment of Agriculture Information Service in West Pakistan.	Do.	1.114	1.316	0.389	0.383	0.389
7.	Creation of one additional post of Chief Cotton Inspector in W.P.A.S., Class I, Sargodha.	Do.	0.089	0.053	..	0.019

8.	Five-Year Development Scheme of the Zoological Gardens, Lahore.	Do.	1·500	1·500	..	0·500
9.	Minor Works	Do.	..	1·306	0·300	0·300	0·300
10.	Conversion of Village-AID Training Institutes, transferred to Agriculture Department and the existing Field Assistant Training Centres into Agricultural Training Institute.	Do.	4·642	1·599	0·535	0·526	0·535
11.	Construction of residential and office accommodation of Deputy Director of Agriculture, D. I. Khan.	Do.	1·000	0·100	0·300	0·100	0·300
12.	Creation of posts of Chief Cotton Inspector for Hyderabad and Khairpur.	Do.	0·727	0·180	0·180	0·180	0·180
13.	Pilot Scheme for Establishment of Agricultural Services Centres at selected Union Councils.	Do.	4·750	0·500	0·750	0·500	0·750
14.	Pilot Scheme for Development of Thar Area.	Do.	0·500	0·100	0·050	0·100	0·050

Total (Agricultural Extension)

2·987

Agricultural Research:

1.	Improvement of Agricultural Research facilities in Quetta and Kalat Divisions.	Approved by P.D.W.P.	1·228	1·274	0·865	0·182	0·477	0·084	0·092	0·101	0·111
2.	Minor Research Schemes in West Pakistan.	Do.	0·500	0·595	0·868	0·209	0·143	0·157	0·172	0·189	0·207
3.	Construction of Research Laboratories and additional requirements of staff for Research Tarnab Farm, Peshawar.	Do.	1·128	1·091	0·696	0·108	0·115	0·126	0·138	0·151	0·166
4.	Establishment of Arid Zone Research Sub-Station at Rawalpindi.	Do.	0·087	0·059	0·138	0·022	0·023	0·025	0·027	0·030	0·033
5.	Scheme for the Development of Fruit Plants in Dera Ismail Khan.	Do.	0·139	0·132	0·032	0·031	0·032
6.	Research on production of Malze in Hyderabad.	Do.	0·107	0·078	0·138	0·022	0·023	0·025	0·027	0·030	0·033
7.	Additional Staff for the Economic Botany and Entomology Sections (Tarnab).	Do.	0·088	0·089	0·165	0·027	0·027	0·030	0·033	0·036	0·039

9-937

(Million Rupees)

Sl. No.	Name of the Scheme	Status of the Scheme	Estimated cost	Estimated expenditure during the 2nd Plan period	Third Plan Allocation	Revised Estimates for 1964-65	Provision for 1965-66	Foreign Exchange required for 1965-66			Source of Foreign Aid	Expenditure in subsequent years			
								Total	Foreign Aid	Own resources		1966-67	1967-68	1968-69	1969-70
1	2	3	4	5	6	7	8	9	10	11	12	13	14	15	16
8.	Strengthening of Chemical Section II by providing a post of Assistant Agricultural Chemist in Class II.	Approved by P.D.W.P.	0.018	0.012	..	0.004	Merged with item 14
9.	Shifting of Agricultural Research Institute from Lyallpur to Risalewala (Second phase).	Do.	2.626	3.158	..	0.800	Merged with item 14
10.	Additional facilities for Agricultural Research at Agricultural Research Station, Tandojam.	Do.	2.358	2.101	2.010	0.360	1.166	0.182	0.200	0.220	0.242
11.	Establishment of Research Sub-Station at Ratta Kulachi in Dera Ismail Khan.	Do.	1.200	0.232	0.419	0.106	0.069	0.076	0.083	0.091	0.100
12.	Strengthening of research work on Cotton at Multan and Tandojam Regions.	Do.	0.351	0.257	0.641	0.089	0.100	0.117	0.128	0.141	0.155
13.	Additional staff for Directors of Agricultural Research Institute, Tandojam, Risalewala and Tarnab.	Do.	0.900	0.540	0.998	0.271	0.180	0.099	0.217	0.239	0.263
14.	Shifting of Agricultural Research Institute to Risalewala. (Third phase).	Do.	6.680	4.597	2.191	3.161	1.224	0.094	0.264	0.290	0.319
15.	Establishment of Progeny Orchard-cum-Nursery, Experimental Gardens of leading commercial varieties of Horticultural Crops at Mirpurkhas.	Un-approved	0.572	0.085	0.237	0.061	0.237
16.	Establishment of Radio Isotope Laboratory at Risalewala.	Do.	1.919	0.600	0.500	0.600	0.500
17.	Sugarcane Research Scheme, West Pakistan, Rawalpindi.	Do.	0.535	0.120	0.766	0.120	0.126	0.138	0.152	0.167	0.183

18.	Establishment of 50 acres Horticultural Research Sub-station for Sub-Tropical fruits like mangoes, dates, and pomegranates at Muzaffargarh.	Approved by P.D.W.P.	0.651	0.184	0.530	0.184	0.198	0.081	0.082	0.084	0.085
19.	Establishment of Research Sub-station at Kurram Garhi.	Do.	0.759	0.004	0.746	0.004	0.313	0.053	..	0.053	..	0.033	0.033	0.033	0.334
20.	Food Technological Section at Mirpur Khas.	Do.	0.312	0.060	0.252	0.060	0.088	0.047	0.037	0.039	0.041
21.	Services of Plant Breeder and Plant Pathology Adviser under Colombo Plan in Wheat and Barley Improvement Project in West Pakistan.	Do.	0.141	0.117	0.261	0.117	0.043	0.047	0.052	0.057	0.062

Total (Agricultural Research)

.. 4.084 0.053 .. 0.053

Agricultural Educations:

1.	Award of additional Scholarship at Lyallpur, Peshawar and Tandojam.	Approved by P.D.W.P.	0.800	0.731	2.375	0.475	0.475	0.475	0.475	0.475	0.475
2.	Extension of Agricultural College, Tandojam.	Approved by E.C.C.	4.206	4.602	2.324	0.247	1.059	0.272	0.300	0.330	0.363
3.	Facilities required for post graduate studies at Agriculture College, Tandojam.	Approved by P.D.W.P.	1.840	1.829	2.673	0.729	0.583	0.450	0.495	0.550	0.595
4.	Providing drinking water from the canal for residential Colony Hostels and the buildings at Agricultural College, Tandojam.	Do.	0.500	0.400	0.100	0.400	0.100
5.	Construction of first floor of the post-graduate students hostel, Agricultural College, Tandojam.		0.455	0.210	0.245	0.210	0.245
6.	Construction of physics Practicals Laboratory to accommodate 100 students at a time at Agricultural College, Tandojam.		0.150	0.150	0.015	0.150	0.015

Total (Agricultural Education,)

2.477

Sl. No.	Name of the Scheme	Status of the Scheme	Estimated cost	Estimated expenditure during the 2nd Plan period	Third Plan Allocation	Revised Estimates for 1964-65	Provision for 1965-66	Foreign Exchange required for 1965-66			Source of Foreign Aid	Expenditure in subsequent years			
								Total	Foreign Aid	Own resources		1966-67	1967-68	1968-69	1969-70
1	2	3	4	5	6	7	8	9	10	11	12	13	14	15	16
Co-operatives and Reward Credits.															
1.	Advances to Cultivators under Land Improvement Loans Act, 1883.	Approved	100.000	31.831	..	15.645	8.000
2.	Advances to Cultivators under Agriculturist Loans Act, 1958.		..	35.774	..	13.318	12.000
3.	Advances to Cultivators as a result of Land Reforms.	
Total (Agricultural Credits.)							20.000					
AREA PROGRAMME UNDER DEVELOPED AREAS															
Frontier Region.															
1.	Establishment of Fruit Nursery Farm at Rang Mahala, Malakand Agency.	..	0.051	0.057	0.050	0.010	0.010	0.010	0.010	0.010	0.010
2.	Establishment of Fruit Nursery Farm and Community Processing Centre at Chitral.	..	0.097	0.059	0.090	0.019	0.020	0.016	0.018	0.018	0.018
3.	Establishment of Fruit Nursery Farm at Miran Shah (North-Waziristan Agency).	..	0.051	0.041	0.050	0.008	0.010	0.010	0.010	0.010	0.010
4.	Scheme for the Control of Insect Pests and Fungal Diseases (Pesticides or equipment to be supplied in addition).	..	2.370	1.075	1.704	0.290	0.325	0.332	0.341	0.349	0.357
5.	Award of Scholarships to Agriculture Students.	..	0.285	0.228	0.058	0.058	0.039	0.019
6.	Scheme for the establishment of Fruit Plants and Vegetable Farms in Dir State.	..	0.154	0.067	0.145	0.025	0.026	0.028	0.029	0.030	0.032
Total (Frontier Region)							0.430					

Merged areas.

1. Establishment of Agricultural Farm and Office of E.A.D.A. at Batagram for the development of Merged Areas of Hazara District.	0.380	0.045	0.210	0.045	0.040	0.041	0.042	0.043	0.044
2. Establishment of F.N. Farm in Gadoon Area of Mardan District.	0.065	0.042	0.065	0.012	0.013	0.013	0.013	0.013	0.013
Total (Merged Areas) ..					0.053					
(a) Total (On-Going Schemes)					127.495	68.019	52.300	15.719					

(b)—NEW SCHEMES.

A—Agricultural Development Corporation and Allied Programmes.

1. Administration of Agricultural Development Corporation.	Un-approved	2.430	..	2.430	0.050	..	0.050		
2. Agricultural Extension in G.M. Barrage.	Do.	7.551	..	1.170	1.616	1.619	1.623	1.523	
3. Manure and Fertiliser (Subsidy).	Do.	..	839.970	..	795.368	..	84.600	80.000	..	80.000	..	148.592	167.992	187.392	206.792
4. Subsidy on Seed Distribution.	Approved	..	57.740	..	2.880	..	2.880	0.800	..	0.800	
5. Establishment of Seed Testing Laboratories.	Un-approved	..	1.361	..	0.944	..	0.200	0.030	..	0.030	..	0.237	0.248	0.259	..
6. Training of Farmers in Project Areas.	Approved	..	0.014	..	0.012	..	0.012	
7. Establishment of Experimental Jute Farms in Thal (Thal Development Authority).	Un-approved	0.045	..	0.045	
8. Farmers Training Centres in Project Areas.	1.000	..	0.072	..	0.072	
9. Two Seed Farms in Guddu Barrage at Ghotki and Shikarpur.	Approved	..	1.650	..	0.720	..	0.720	0.300	..	0.300	
10. Package Programme for Farms Development in West Pakistan.	Do.	..	2.697	..	3.331	..	0.450	0.450	0.450	0.899	0.657	0.662	0.663
11. Soil and water Testing Laboratory, Guddu Barrage.	0.500	..	0.090	..	0.090	0.020	..	0.020
Total A—(Agricultural Development Corporation and Allied Programmes.)							92.669	81.650	0.450	81.200					

Sl. No.	Name of the Scheme	Status of the Scheme	Estimated cost	Estimated expenditure during the 2nd Plan period	Third Plan Allocation	Revised Estimates for 1964-65	Provision for 1965-66	Foreign Exchange required for 1965-66			Source of Foreign Aid	Expenditure in subsequent years				
								Total	Foreign Aid	Own resources		1966-67	1967-68	1968-69	1969-70	
1	2	3	4	5	6	7	8	9	10	11	12	13	14	15	16	
6.	Intensification of Research, Northern Zone (Peshawar) (D. I. Khan) (Phase III).	Unapproved	2.630	0.746	0.384	0.413	0.424	
7.	Creation and expansion of Research Sub-stations in Peshawar Region (Phase IV).	Do.	0.500	0.190	0.052	0.025	0.025	
8.	Creation of new Research Sections, Research Sub-stations and additional facilities for expansion of Agricultural Research in Quetta and Kalat Divisions.	Do.	9.018	..	4.343	..	0.200	2.118	1.120	0.445	0.460	
9.	Expansion and intensification of research and introduction of new sections at the Agricultural Research Institute, Tandojam.	Do.	22.546	..	16.887	..	1.000	4.498	3.894	3.919	3.576	
Total (Agricultural Research).							4.135	0.120	..	0.120						
Agricultural Education																
	Extension of Agricultural Education facilities, Agricultural College, Tandojam.		9.221	..	8.568	..	1.400	0.150	..	0.150	..	1.708	1.769	1.818	1.873	
Total (Agricultural Education)							1.400	0.150	..	0.150						
Area Programme Under-Developed Area—Frontier Region :																
1.	Reclamation and Development of Land in Frontier Regions.	Unapproved	6.600	..	3.647	3.647	0.951	0.400	..	0.400	..	0.669	0.672	0.676	0.679	
2.	Establishment of 5 Fruit Nursery Farms in Frontier Regions.	Do.	0.300	..	0.176	0.176	0.033	0.035	0.036	0.036	0.036	

3.	Award of Scholarships to Tribal students of Peshawar Tribal Area.	Do.	0.151	..	0.149	..	0.011	0.024	0.030	0.038	0.046
4.	Additional staff for merger of Plant Protection and Extension services in Peshawar Tribal Areas.	Do.	1.540	..	1.337	..	0.090	0.300	0.308	0.315	0.324
5.	Construction of Residential and Office Accommodation for Agriculture Staff in Frontier Regions, Peshawar.	Do.	0.289	0.109
6.	Establishment of 5 acres Fruit Nursery Farm at Pai Khel, Tehsil Datta Khel, North Waziristan Agency.	Do.	0.065	..	0.063	..	0.015	0.012	0.012	0.012	0.012
7.	Establishment of Agricultural Demonstration Farm at Kaza Poza, Southern Waziristan Agency.	Do.	0.180	..	0.169	..	0.019	0.085	0.021	0.022	0.022
8.	Establishment of Fruit Nursery Farm at Wana.	Do.	0.040	--	0.040	--	0.008	--	--	--	--	0.008	0.008	0.008	0.008
9.	Establishment of Fruit Nursery Farm at Darzanda for Sherani Town Area attached to D. I. Khan District.	Do.	0.050	--	0.050	--	0.012	--	--	--	--	0.009	0.009	0.010	0.010
10.	Establishment of Fruit Nursery Farm at Jandola (Southern Waziristan Agency).	Do.	0.050	--	0.050	--	0.012	--	--	--	--	0.009	0.009	0.010	0.010
11.	Additional staff for merger of Plant Protection and Extension Services in D. I. Khan Tribal Area.	Do.	0.760	..	0.542	..	0.050	0.118	0.121	0.125	0.128
12.	Award of scholarships to Tribal Agriculture students of D. I. Khan Tribal Area.	Do.	0.094	..	0.094	..	0.007	0.015	0.019	0.024	0.029
Total (Frontier Regions) ..							1.317	0.400	..	0.400					
Total (New Schemes) ..							146.647	113.095	0.450	112.645					
(C) Tools and Plant ..			0.356	..	0.356	..	0.173					
Grand Total (Agriculture and Agricultural Credit).							274.315	181.114	52.750	128.364					

Sl. No.	Name of the Scheme	Status of the Scheme	Estimated cost	Estimated expenditure during the 2nd Plan period	Third Plan Allocation	Revised Estimates for 1964-65	Provision for 1965-66	Foreign Exchange required for 1965-66			Source of Foreign Aid	Expenditure in subsequent years			
								Total	Foreign Aid	Own resources		1966-67	1967-68	1968-69	1969-70
1	2	3	4	5	6	7	8	9	10	11	12	13	14	15	16

ANIMAL HUSBANDRY :

*On-going Schemes :***Animal Husbandry Department :**

1.	Scheme for the development of Biological Product Section Lahore.	Approved	1.119	1.078	0.111	0.103	0.111
2.	Construction of Building for Cattle Breeding Farm at Bahadurnagar.	Do.	0.610	0.570	0.037	0.215	0.037
3.	Construction of Building in Cattle Breeding Farm, Qadirabad.	Do.	0.365	0.413	0.010	0.010	0.010
4.	Integrated Schemes for National Diseases Control Organization of Livestock Diseases.	Do.
(a)	Animal Protection Service through mobile Dispensaries in West Pakistan.	Do.	0.273	0.200
(b)	Opening of three Veterinary Hospitals in Quetta Division.		0.978	0.130	0.033	0.028	0.033
(c)	Integrated Schemes for opening of Veterinary Hospitals and Dispensaries in Kalat and Peshawar Divisions.	Completed	0.139	0.145	..	0.027

Note—Previously separate schemes were in operation under the following title :—

(i) Veterinary Dispensaries at Village-AID Training Institute, Peshawar.

Do.

..

..

..

..

..

..

..

..

..

..

..

..

..

(ii) Veterinary Dispensary at Kabghani.	Do.
(iii) Veterinary Dispensary at Turbela.	Do.
(iv) Veterinary Hospital at Lasbela.	Do.
(v) Veterinary Dispensary at Doaba.	Do.
(vi) Veterinary Dispensary at Chorlaki and Osterzai	Do.
(d) Strengthening of the Animal Husbandry and Veterinary Aid Organization in West Pakistan.	Do.	4.716	1.621	3.848	1.748
5. Pilot Milk Supply Project for Lahore.	Approved.	7.497	0.449	5.798	0.996	4.374	2.374	2.374	0.356	0.356	0.356	0.356
6. Increase in the Production of Nucleus Stud stock at Government Farms.	Do.	4.758	2.292	0.166	0.907	0.166
Nabisar } Qadirabad. }														
7. Distribution and maintenance of breeding bulls.	Do.	0.720	0.459	0.239	0.163	0.239
8. Grant-in-aid to the National Horse and Cattle Show (Provincial contribution).	Do.	1.448	1.319	0.253	1.019	0.253
9. Setting up a Veterinary Research Institute in West Pakistan Hariki Lahore.	Do.	4.122	0.766	1.864	0.303	0.800	0.050	..	0.050	..	0.557	0.176	0.162	0.169
(i) Building														
(ii) Other														
10. Scheme for establishment of Angora Goats Breeding Farms in West Pakistan, Muzaffargarh.	Do.	0.792	0.549	0.109	0.398	0.109
(i) Building														
(ii) Other														

Sl. No.	Name of the Scheme	Status of the Scheme	Estimated cost	Estimated expenditure during the 2nd Plan period	Third Plan Allocation	Revised Estimates for 1964-65	Provision for 1965-66	Foreign Exchange required for 1965-66			Source of Foreign Aid	Expenditure in subsequent years			
								Total	Foreign Aid	Own resources		1966-67	1967-68	1968-69	1969-70
1	2	3	4	5	6	7	8	9	10	11	12	13	14	15	16
11.	Foot Mouth Disease Research Centre, Lahore.	Approved	3.119	0.645	0.366	0.430	0.366
12.	Karachi Milk Supply Scheme	Do.	6.651	5.662	0.912	1.053	0.912
13.	Livestock Production Institute Bahadur Nagar.	Do.	3.665	0.721	1.025	0.633	1.000
14.	Extension of Artificial Insemination Centres in Lahore Region.	Completed	0.896	0.738	0.200	0.714	0.200
15.	Construction of Approach Roads for Livestock Experiment Stations in West Pakistan (Qadirabad and Bahadur Nagar).	Approved	0.500	0.458	0.069	0.258	0.069
16.	Scheme for tick and tick borne diseases in Livestock (F.A.C.P. Schemes).	Do.	0.115	0.037	0.023	0.015	*0.023
17.	Scheme for the Construction of New Veterinary Hospitals in Quetta Division.	Do.	1.400	1.379	0.296	0.999	0.296
18.	Eight Veterinary Hospitals in Kalat Division.	Do.	1.313	1.108	0.190	0.946	0.190
19.	Six Veterinary Dispensaries in Peshawar Region.	Do.	0.064	0.040	0.029	0.023	0.029
20.	Development of Improved Technique for production and Standardization of Veterinary Biologies, Peshawar.	Do.	0.100	0.019	0.031	0.013	0.031
21.	Study of Pasteurellosis in Pakistan to evolve an efficient vaccine and other agents H.S., Peshawar.	Do.	0.278	0.024	0.038	0.014	0.038

*100% aided

22.	Scheme to study the incidence of Tuberculosis in Pakistan.	Do.	0.355	0.049	0.052	0.025	0.052	
23.	Control and Eradication of Brucelosis at Pahari, Peshawar.	Do.	..	0.020	0.028	0.012	0.028	
24.	Study of Chemotherapy and control of Mastitis in Milch Cattle.	Do.	..	0.027	0.038	0.016	0.038	
25.	Cento Institute of Animal Production at Malir.	Do.	..	0.328	0.100	0.147	0.100	
26.	Opening and construction of Veterinary Hospital at Uthal.	Completed	0.168	0.103	0.076	0.103	0.076	
27.	Opening and construction of Veterinary Hospital at Gud-dap.	Do.	0.174	0.087	0.030	0.087	0.030	
28.	Establishment of one Kaakul Farm.	Approved	1.733	0.335	1.280	0.335	0.335	0.308	0.290	0.180	0.167

Total (On-going Schemes—
Animal Husbandry Department.)

9.945 2.424 2.374 0.050

**Grant-in-Aid to the Board of
Governors of the College of
Animal Husbandry, Lahore :**

1.	Grant of Scholarships to the Nominees of less developed areas at College of Animal Husbandry, Lahore.	Approved	0.298	} 2.228 }	..	1.712	0.335
2.	Post-Graduates Education (M. Sc.) Training at College of Animal Husbandry, Lahore.	Do.	1.268		0.104	..	0.027	0.019	0.019	0.019

Total On-going Schemes—
Grant-in-aid to the Board of
Governors of the College of
Animal Husbandry, Lahore,

0.362

(Million Rupees)

Sl. No.	Name of the Scheme	Status of the Scheme	Estimated cost	Estimated expenditure during the 2nd Plan period	Third Plan Allocation	Revised Estimates for 1964-65	Provision for 1965-66	Foreign Exchange required for 1965-66			Source of Foreign Aid	Expenditure in subsequent years			
								Total	Foreign Aid	Own resources		1966-67	1967-68	1968-69	1969-70
1	2	3	4	5	6	7	8	9	10	11	12	13	14	15	16
<i>A.D.C. On-going Schemes :</i>															
1.	Red Sindhi Cattle Farm Tando Muhammad Khan, Ghulam Muhammad Barrage.	Approved	2.789	0.965	1.364	0.210	0.461	0.325	0.215	0.200	0.163
2.	Opening of 10 Veterinary Hospitals in Ghulam Muhammad Barrage.	Do.	1.962	0.881	1.260	0.330	0.370	0.425	0.150	0.155	0.160
3.	Animal Protection Service in Ghulam Muhammad Barrage.	Do.	0.521	0.076	0.097	0.035	0.022	0.021	0.018	0.018	0.018
4.	Providing Veterinary Aid and Animal Husbandry Service in Guddu Barrage.	Do.	0.928	0.606	0.311	0.308	0.060	0.067	0.067	0.060	0.057
5.	Animal Protection through Mobile Dispensaries, Guddu.	Do.	0.471	0.203	0.238	0.113	0.049	0.054	0.054	0.041	0.040
6.	Livestock Development and Research Farm for Kundi Buffalo Guddu Barrage.	Do.	3.454	0.903	2.423	0.616	0.508	0.595	0.520	0.400	0.400
7.	Bhagnari Cattle-cum Baluchi Sheep Farm Usta Muhammad Khan.	Do.	3.773	1.409	2.305	0.463	0.540	0.015	..	0.015	..	0.550	0.448	0.385	0.382
8.	Livestock Development and Research Farm for Dhanni Cattle and Hissar Dale Sheep, Kheri-Murat.	Do.	2.096	1.177	0.775	0.343	0.297	0.078	0.175	0.125	0.100
9.	Poultry Farm, Tando Muhammad Khan, Ghulam Muhammad Barrage.	Do.	0.101	0.019	0.076	0.019	0.025	0.018	0.014	0.010	0.009
10.	Poultry Farm, Kheri Murat ..	Do.	0.092	0.022	0.075	0.022	0.025	0.018	0.014	0.010	0.008
Total A.D.C. On-going Schemes.							2.357	0.015	..	0.015	..				

Frontier Regions

1. Schemes for the construction of buildings for Veterinary Hospitals/Dispensaries in Frontier Region.	Approved	23.60	1.900	...	0.712	0.291
2. Sheep Breeding in Frontier Regions.	Do.	1.060	0.358	0.924	0.128	0.145	0.190	0.193	0.196	0.200
3. Extension of Cattle Breeding Operations in Frontier Regions.	Do.	0.561	0.329	0.465	0.086	0.084	0.096	0.097	0.098	0.090
4. Mule/Pony Breeding in the Frontier Regions.	Do.	0.080	0.078	0.120	0.018	0.018	0.034	0.024	0.024	0.020
5. Veterinary Aid in Dir State	Do.	0.192	0.115	0.192	0.032	0.037	0.038	0.038	0.039	0.040
6. Training of Veterinary Compounders and Stock Assistants.	Do.	0.026	0.004	0.004	0.001	0.001	0.001	0.001
7. Extension of Poultry in Frontier Regions.	Do.	0.030	0.016	..	0.006	0.007	0.007	0.007	0.000
8. Scholarships for Animal Husbandry Courses.	Do.	0.130	0.110	0.058	0.029	0.024	0.017	0.012	0.005	..
9. Extension of Veterinary Aid in Frontier Regions.	Do.	0.923	0.411	1.211	0.168	0.208	0.242	0.248	0.253	0.260
10. Veterinary Aid to the Local Livestock Populations.	Do.

Total (Frontier Regions)

0.807

Merged Areas:

1. Construction of buildings for C. V. H., Batagram, Kabgani Merged Areas, Hazara and Mardan.	Approved
2. Opening of C. V. H. at Biarj and Nikapani Merged Areas, Hazara and Mardan District.	Do.	0.039	0.015	0.114	0.011	0.022	0.022	0.023	0.023	0.024

Total (On-going Schemes—Merged Areas.)

0.022

Total (On-going Schemes—Animal Husbandry.)

13.493 2.439 2.374 0.065 ..

Sl. No.	Name of the Scheme	Status of the Scheme	Estimated cost	Estimated expenditure during the 2nd Plan period	Third Plan Allocation	Revised Estimates for 1964-65	Provision for 1965-66	Foreign Exchange required for 1965-66			Source of Foreign Aid	Expenditure in subsequent years			
								Total	Foreign Aid	Own resources		1966-67	1967-68	1968-69	1969-70
1	2	3	4	5	6	7	8	9	10	11	12	13	14	15	16
<i>New Schemes :</i>															
<i>Animal Husbandry Deptt.</i>															
1.	Employment of 1,500 Stock Assistants in Union Councils in West Pakistan for prevention, control and eradication of infectious disease.	Un-approved	13.600	..	0.652	..	0.652	0.200	..	0.200
2.	Provision of medicines in other 1,500 Union Councils where Stock Assistants have been provided.	Do.	11.250	..	0.825	..	0.825	0.200	..	0.200
3.	Additional staff and facilities for existing hospitals and dispensaries.	Do.	20.000	..	1.500	..	1.500	0.600	..	0.600
4.	Establishment of 20 new Artificial Insemination Centres with sub-centres and refrigerators.	Do.	3.000	..	0.377	..	0.377	0.020	..	0.020
5.	Improvements of breeding activities on key villages basis (30 key villages).	Do.	3.000	..	0.078	..	0.078
6.	Extension of Poultry in rural areas (2 lacs at subsidised rate).	Do.	1.300	..	0.180	..	0.180
7.	Distribution and maintenance of rams on subsidy basis.	Do.	0.500	..	0.100	..	0.100
8.	Training of Stock Assistants (1,200) for employment in Union Councils.	Do.	0.260	..	0.065	..	0.065
9.	Provision of Bottling in Karachi Milk Supply Scheme.	Do.	0.200	..	0.200	..	0.200	0.100	..	0.100
10.	Development Expenditure required for Livestock Experiment Station, Qadirabad.	Do.	0.144	..	0.140	..	0.028	0.028	0.028	0.028	0.028

11.	Electrification of building at Qadirabad.	Un-approved	0.080	..	0.080	..	0.080
12.	Development of Lahore Zoo Grant-in-aid to the Zoo Committee.	Do.	0.250	..	0.250	0.050	..	0.050
13.	Modernization of existing Poultry Farm at Peshawar, Lahore, Multan and Hyderabad.	Do.	1.000	..	0.250	..	0.250	0.050	..	0.050
14.	Destruction of wild bears ..	Do.	1.000	..	0.100	..	0.100	0.010	..	0.016
15.	Minor Works	Do.	0.046	..	0.046	..	0.046
Total New Schemes (Animal Husbandry Department).							4.731	1.230	..	1.230				

Agricultural Development Corporation

1.	Subsidy for 240 bulls, G. M. Barrage Project.	Under preparation.	0.400	..	0.400	..	0.035	0.055	0.085	0.100	0.125
2.	Training and employment of Stock Assistant at Union Councils level in G. M. Barrage.	Approved on West-Pakistan basis.	0.321	..	0.321	..	0.031	0.065	0.070	0.075	0.080
3.	Strengthening of Animal Husbandry and Veterinary Aid Organization in G. M. Barrage (Restoration of existing Veterinary Hospital in G. M. Barrage).	Under preparation.	0.650	..	0.650	..	0.050	0.137	0.162	0.187	0.114
4.	Subsidy for 240 bulls in Guddu Barrage Project.	Do.	0.400	..	0.400	..	0.035	0.055	0.085	0.100	0.125
5.	Employment of Stock Assistant in Guddu Barrage.	Approved ..	0.581	..	0.581	..	0.050	0.100	0.120	0.150	0.161
6.	Poultry Farm in Guddu ..	Do.	0.081	..	0.081	..	0.027	0.021	0.011	0.011	0.011
7.	Strengthening of Animal Husbandry and Veterinary Aid Organization in Guddu Barrage.	Under preparation.	1.050	..	1.050	..	0.200	0.275	0.225	0.175	0.175
8.	Development of Livestock Farm in Kherimurat.	Do.	0.600	..	0.600	..	0.075	0.013	..	0.013	..	0.090	0.187	0.137	0.111
Total (New Schemes A.D.C.)							0.503	0.013	..	0.013					

(Million Rupees)

Sl. No.	Name of the Scheme	Status of the Scheme	Estimated cost	Estimated expenditure during the 2nd Plan period	Third Plan Allocation	Revised Estimates for 1964-65	Provision for 1965-66	Foreign Exchange required for 1965-66			Source of Foreign Aid	Expenditure in subsequent years			
								Total	Foreign Aid	Own resources		1966-67	1967-68	1968-69	1969-70
1	2	3	4	5	6	7	8	9	10	11	12	13	14	15	16
NEW SCHEMES :															
Frontier Regions :															
		P.C.I. Form is under preparation.	0.102	..	0.102	..	0.006	0.013	0.020	0.028	0.035
1.	Grant of Scholarships for B.Sc. Animal Husbandry Course.	Do.	0.205	..	0.205	..	0.027	0.034	0.041	0.048	0.055
3.	Mass Multiplication of Waziri Sheep in Peshawar Division.	Cost Estimates and P.C.I. Form are under-preparation.	0.208	..	0.201	..	0.020	0.034	0.042	0.049	0.056
4.	Training of Veterinary Compounders in Frontier Regions.	Do.	0.007	..	0.007	..	0.003	0.001	0.001	0.001	0.001
5.	Extension of Poultry Breeding in Frontier Regions (3rd plan.)	Do.	0.199	..	0.198	..	0.091	0.026	0.027	0.027	0.027
6.	Construction of Buildings for Veterinary Dispensaries in Frontier Regions.	Do.	0.498	..	0.540	..	0.140	0.100	0.100	0.100	0.100
7.	Mass Multiplication of Waziri Sheep in D. I. Khan Division.	Un-approved	0.205	..	0.198	..	0.020	0.034	0.041	0.048	0.055
8.	Extension of Cattle Breeding Scheme in Frontier Regions.	Do.	0.298	..	0.297	..	0.040	0.051	0.061	0.072	0.073
9.	Extension of Veterinary Aid in Frontier Regions.	Do.	0.417	..	0.416	..	0.052	0.070	0.082	0.098	0.114
10.	Award of Scholarships to B.Sc. (A. H.) students.	Do.	0.051	..	0.051	..	0.003	0.007	0.010	0.014	0.017
11.	Construction of Veterinary Hospitals and Dispensaries including residential accommodation.	Do.	1.000	..	0.900	..	0.100	0.200	0.200	0.200	0.200
Total Frontier Regions (New Schemes)							0.502					
Total (New Schemes)							5.736	1.243	..	1.243					
Tools and Plants							0.044					
Grand Total (Animal Husbandry).							19.273	3.682	2.374	1.308					

Colonization and Land Reforms :

(a) On-going Schemes :

Land Reforms :

Board of Revenue Scheme :

1. Scheme for the consolidation of holdings in 22 districts of West Pakistan.	Approved	80.000	31.247	30.225	6.629	5.625	6.100	6.100	6.200	6.200
Less—Receipts	..	—61.000	—14.375 —4.000	—20.400	—4.000	—4.400	—4.000	—4.000	—4.000	—4.000
Net Total (Land Reforms)	..					1.225					

Colonization :

A. D. C. Schemes

1. Thal Development Project	.. Do.	373.990	3.000	4.500	3.000	*4.500
Colonization staff in Ghulam Muhammad Barrage Area—														
(a) Directorate													
(b) Continuance of Revenue Office and field staff for the Colonization Director, Ghulam Muhammad Barrage.	Do.	7.246	6.631	4.942	1.700	†0.972	1.010	1.000	0.980	0.980
2. (c) Continuance of staff entertained for Financial Advisor, Ghulam Muhammad Barrage.														
(d) Continuance of staff for the Accounts Wing, Ghulam Muhammad Barrage, Hyderabad.														
3. Rectangulation work in Ghulam Muhammad Barrage Area.	Do.	1.508	1.545	0.360	0.204	0.160	0.200
4. Rectangulation in Guddu Barrage Area.	Do.	3.972	2.461	1.693	1.540	1.118	0.575
5. Heavy earth-moving machinery for land development in Ghulam Muhammad Barrage Area.	Do.	39.883	29.975	6.235	2.700	2.835	0.400	..	0.400	..	3.400

*Financed from T. D. A. resources.

†subject to Revised approval.

Sl. No.	Name of the Scheme	Status of the Scheme	Estimated cost	Estimated expenditure during the 2nd Plan period	Third Plan Allocation	Revised Estimates for 1964-65	Provision for 1965-66	Foreign Exchange required for 1965-66			Source of Foreign Aid	Expenditure in subsequent years			
								Total	Foreign Aid	Own resources		1966-67	1967-68	1968-69	1969-70
1	2	3	4	5	6	7	8	9	10	11	12	13	14	15	16
<i>A. D. C. Schemes—contd.</i>															
6.	(a) Marketing Centres (Mandi Towns) in Ghulam Muhammad Barrage.	Un-approved	6.568	2.388	7.386	0.382	1.000	2.000	1.800	1.600	0.986
7.	(b) Preparation of Plan of Mandi Towns in Ghulam Muhammad Barrage.	Approved	2.080	2.749	..	1.030
8.	Building for Colonization Staff in Ghulam Muhammad Barrage.	Do.	0.497	0.732	..	0.160
9.	Co-operative Colonization in Ghulam Muhammad Barrage Area.	Do.	4.439	2.780	4.645	0.831	0.950	1.050	0.883	0.881	0.881
10.	Staff for the Project Director, Financial Advisor and Accounts Wing, Guddu.	Do.	3.673	1.930	0.776	0.400	0.579	0.197
11.	Staff for Colonization Officer, Guddu.														
11.	(a) Office and residential accommodation of Directorate, Guddu.	Do.	0.125	0.020	..	0.017
11.	(b) Office and residential accommodation of Colonization Staff.														
*12.	Creation of posts of Superintending Engineer, A. M. O.	Un-approved	36.744	1.700	31.424	1.700	2.983	0.025	..	0.025	..	9.000	9.000	8.859	1.582
13.	Scheme for Development of Kabulil land in Ghulam Muhammad Barrage.	Approved	0.406	0.150	..	0.150
14.	Survey and demarcation of village paths in Ghulam Muhammad Barrage Area.	Un-approved	4.690
†15.	Scheme for sub-rectangulation of land in Guddu Barrage Area.	Do.

* Merged in the scheme at serial No. 13

† Merged in the scheme at serial No. 4

Scheme for development of Kabuli land and Nakabuli land by tractors in Guddu Barrage Area.	Approved	61.623	1.800	38.685	1.800	4.950 0.378	0.025	..	0.025	..	13.193	9.057	9.057	2.050
‡17. Scheme for carrying out 300 test bores annually in Guddu Barrage.	Do.	1.870
Total (Colonization)	..					20.425	0.450	..	0.450					
TOTAL (a) LAND REFORMS AND COLONIZATION.						26.050	0.450	..	0.450					
<i>(b) NEW SCHEMES</i>														
LAND REFORMS														
<i>Board of Revenue Scheme :</i>														
1. Extension of Scheme of consolidation of holdings to the Bahawalpur Division.	Un-approved	2.193	..	2.146	..	0.417	0.421	0.428	0.436	0.444
Less—Receipts	..	—1.500	..	—1.500	..	—0.300	—0.300	—0.300	—0.300	—0.300
<i>(A. D. C. Scheme)</i>														
2. Consolidation of holdings in Guddu Barrage.	Do.	4.800	0.360
Less—Receipts	..	—3.600	—0.300
Net Total (Land Reforms)	..					0.177					
COLONIZATION														
<i>(A. D. C. Schemes)</i>														
1. Mandi Towns and Chak abadis in Guddu Barrage Project.	Un-approved	4.000	0.450
2. Colonization and Development of greater Thal.	Do.	16.350	..	3.500	..	3.500	3.000	3.000
3. Development of Kalri Lake Area in Ghulam Muhammad Barrage.		6.700	0.450
4. Development of Taunsa Barrage	Do.	7.900	..	3.500	..	3.500	3.000	3.000
Total (Colonization)	..					7.900	6.000	3.000						
Total (b) Colonization and Land Reforms.						8.677	6.000	6.000	3.000					
Total (a) and (b) Colonization and Land Reforms.						34.727	6.450	6.000	0.450					

*Merged in the scheme at Serial No. 13

†Merged in the Scheme at Serial No. 4.

‡Substituted by the Scheme for "Drilling 200 Tube-wells Bore annually in Guddu" provided under ater sector.

(Million Rupees)

Sl. No.	Name of the Scheme	Status of the Scheme	Estimated cost	Estimated expenditure during the 2nd Plan period	Third Plan Allocation	Revised Estimates for 1964-65	Provision for 1965-66	Foreign Exchange required for 1965-66			Source of Foreign Aid	Expenditure in subsequent years			
								Total	Foreign Aid	Own resources		1966-67	1967-68	1968-69	1969-70
1	2	3	4	5	6	7	8	9	10	11	12	13	14	15	16
CO-OPERATIVE AND RURAL CREDITS :															
<i>(a) Ongoing Schemes :</i>															
Co-operative Development Board															
1.	Loan for the construction of depots and godowns by large sized Credit Societies (Godowns only).	Approved	3.500	2.150	0.215	..	0.215
2.	Loan for the construction of godowns for Marketing Societies.	Do.	2.050	1.425	0.200	..	0.200
3.	Re-organization of Societies (Subsidy towards pay and training cost of Secretaries).	Do.	1.976	1.976	..	0.420
4.	Share participation at apex level.	Do.	9.050	6.000	3.050	3.000	2.337 0.713
5.	Scheme for Sheep Shearing in Bahawalpur Region (Cholistan area) on co-operative basis.	Do.	0.497*	0.497	..	7.118
6.	Grant for the introduction of mechanization in Co-operative Farming Chaks in Multan Zone.	Do.	4.080*	2.432	0.600	..	0.600
7.	Scheme for the expansion of Pak-German Co-operative Agricultural Demonstration Farm Chak 5, Faiz, Multan.	Do.	1.613	1.431	0.370	0.732	0.370
8.	Co-operative Education Scheme (Building for Co-operative Institute at Peshawar—Building at Bahawalpur already completed).	Do.	1.554	6.86	0.200	0.133	0.200

9.	Subsidy for the construction of Sale Depots by Service Co-operatives.	Approved	12.000*	1.500	1.500	1.500	1.500
10.	Co-operative Sheep Shearing and Wool Marketing scheme in Thal and adjacent areas.	Do.	0.542	0.075	0.100	0.075	0.100	0.013	..	0.013
11.	Co-operative Sheep Shearing, Grading and Marketing Wool Scheme, Quetta and Kalat Regions.	Do.	0.542	0.075	0.100	0.075	0.100	0.013	..	0.013
Total (Co-operative Development Board Schemes.)							6.335	0.026	..	0.026				
<i>A. D. C. Schemes :</i>														
12.	Grant-in-aid to A. D. C. for Co-operative staff in Guddu Barrage.	Approved	0.698	0.698	0.315	0.346	0.315
13.	Grant-in-aid to A. D. C. for Mechanized Farming in Ghulam Muhammad Barrage.	Do.	0.600	0.440	..	0.200
14.	Construction of office and residential accommodation for Co-operative staff in Guddu Barrage.	Un-approved	1.485	..	0.270	0.107	0.270
15.	Organization of Co-operative Marketing Societies in Guddu Barrage.	Approved	0.420	..	0.099	0.050	0.099
16.	Organization of Union Councils Service and Supply Co-operative Societies in Guddu Barrage.	Do.	0.881	..	0.180	0.100	0.180
Total A.D.C. Schemes							0.864				
Total—(a)—On-going Schemes							7.199	0.026	..	0.026				

* Government contribution.

Sl. No.	Name of the Scheme	Status of the Scheme	Estimated cost	Estimated expenditure during the 2nd Plan period	Third Plan Allocation	Revised Estimates for 1964-65	Provision for 1965-66	Foreign Exchange required for 1965-66			Expenditure in subsequent years				
								Total	Foreign Aid	Own resources	Source of Foreign Aid	1966-67	1967-68	1968-69	1969-70
1	2	3	4	5	6	7	8	9	10	11	12	13	14	15	16
<i>(b) New Schemes :</i>															
Co-operative Development Board Schemes :															
17.	Extension of Co-operative Training College at Lyallpur.	Un-approved	0.731	..	0.200	..	0.200
18.	Co-operative Sheep Shearing/Grading and Marketing of Wool in Desert Area, Tharparkar.	Do.	1.074	..	0.200	..	0.200	0.015	..	0.015
19.	Border Co-operative Mechanized Farming at Sulemanki and Jassar.	Do.	2.380	..	0.063	..	0.063
Total Co-operative Development Board Schemes.							0.463	0.015	..	0.015					
<i>A. D. C. Schemes :</i>															
20.	Better Farming and Land Management Societies in G.M. Barrage Project.	Do.	1.700	..	0.198	..	0.198
Total A. D. C. Schemes ..							0.198					
Total (b)—New Schemes ..							0.661	0.015	..	0.015					
<i>(c) Tools and Plants ..</i>			..	0.023	..	0.023	0.007					
Total (Co-operative and Rural Credits.)							7.867	0.041	..	0.041					

(a) On-going Schemes :

Fisheries :

1.	Development of Fisheries in Warsak Dam.	Approved by P.D.W.P.	0.762	0.225	0.083	0.036	0.044	0.009	0.010	0.010	0.010
2.	Additional Research facilities at Chhenawan.	Do.	0.202	0.098	0.073	0.045	0.048	0.006	0.006	0.006	0.007
3.	Exploitations of fish in canal especially during closures.	Do.	0.857	0.074	0.389	0.034	0.059	0.075	0.080	0.085	0.090
4.	Cold Storage and Transport facilities.	Do.	1.280	0.632	0.589	0.088	0.089	0.110	0.120	0.130	0.140
5.	Grant of scholarships for Technical Education.	Do.	0.020	0.016	0.100	0.016	0.020	0.020	0.020	0.020	0.020
6.	Conservation and Development of Fisheries Resources of Manchar Lake.	Do.	0.192	0.130	0.060	0.096	0.060
7.	Mekran Coast Fisheries Development Scheme.	Approved	1.345	1.264	1.150	0.256	0.100	0.225	0.250	0.275	0.300
8.	Modernization of Fish Curing Yards at Pasni.	Approved by P.D.W.P.	0.604	0.733	0.272	0.066	0.030	0.050	0.060	0.064	0.068
9.	Modernization of Fish Curing Yard at Gwadar.	Do.	0.590	0.418	0.320	0.162	0.056	0.060	0.064	0.068	0.072
10.	Development of Fisheries in Ghulam Mohammad Barrage.	Approved	0.624	0.231	0.638	0.050	0.157	0.256	0.075	0.075	0.075
	Less—Receipt	-0.097
11.	Development of Fisheries in Guddu Barrage.	Approved	0.437	0.206	..	0.042	0.069	0.070	0.074	0.069	0.063
	Less—Receipt	-0.019
12.	Development and exploitation of fisheries in Kalri Lake, G. M. Barrage.	Approved	1.242	0.120	..	0.120	0.326	0.082	0.085	0.087	..
	Less—Recoveries	-0.200
Frontier Regions :															
13.	Development of Trout Culture in Swat State.	..	0.139	0.135	0.176	0.033	0.042	0.032	0.033	0.034	0.035
14.	Development of Trout Culture in Chitral State.	..	0.139	0.139	0.175	0.028	0.058	0.028	0.029	0.030	0.030
15.	Development of Trout Culture in Kurram Agency.	..	0.028	0.031	0.058	0.009	0.011	0.011	0.012	0.012	0.012
	Total (On-going)	..					0.878				

(Million Rupees)

Sl. No.	Name of the Scheme	Status of the Scheme	Estimated cost	Estimated expenditure during the 2nd Plan period	Third Plan Allocation	Revised Estimates for 1964-65	Provision for 1965-66	Foreign Exchange required for 1965-66			Source of Foreign Aid	Expenditure in subsequent years			
								Total	Foreign Aid	Own resources		1966-67	1967-68	1968-69	1969-70
1	2	3	4	5	6	7	8	9	10	11	12	13	14	15	16
<i>(b) New Schemes.</i>															
1.	Establishment of Fish Seed Farm and Nurseries.	Un-approved	0.999	..	0.460	..	0.100	0.087	0.089	0.091	0.093
2.	Development of Lakes for fish production.	Do. ..	1.957	..	1.086	..	0.070	0.201	0.205	0.303	0.307
3.	Development of Fisheries in Dams and Reservoirs.	Do. ..	0.999	..	0.637	..	0.080	0.199	0.106	0.125	0.127
4.	Import of Requirements of Fishermen.	Do. ..	0.850	..	0.716	..	0.150	0.150	..	0.150	..	0.283	0.283
5.	Research Institute for Fisheries at Chhenawan.	Do. ..	0.500	..	0.500	..	0.236	0.060	0.063	0.067	0.074
6.	Development and mechanisation of Fishing Boats in Mekran and Sind Coast.	Do. ..	27.000	..	21.135	..	1.250	0.900	..	0.900	..	4.932	4.945	4.997	5.011
7.	Planning and Evaluation Cell for the Directorate of Fisheries, West Pakistan.	Do. ..	0.604	..	0.459	..	0.008	0.105	0.110	0.115	0.121
	Total (New)	1.894	1.050	..	1.050					
	Tools & Plants	0.003
	Total (Fisheries)	..					2.775	1.050	..	1.050					

Agriculture (Food Storage).

On-going Schemes.

1.	Construction of 135,000 Tons Food Storage Accommodation in West Pakistan.	E.C.C.	..	20,028	11.157	2.348	3,253	2.348
----	---	--------	----	--------	--------	-------	-------	-------	----	----	----	----	----	----	----

2. Construction of 148,000 Tons Additional Food Storage Accommodation in West Pakistan.	E.C.C.	..	20.078	5.430	8.120	2.992	2.652	5.468
Tools and Plant	0.162	0.050
Total (Food Storage) ..							5.050
Construction of 135,000 tons Food Storage Accommodation in West Pakistan :—	Approved (E.C.C.)		20.029
1. Construction of Additional Food Storage Accommodation at Lahore (14,000 tons).			2.184	3.260	..	0.800
2. Gujranwala—3,000 tons ..			0.870	0.467	..	0.467	0.403
3. Pattoki—3,500 tons ..			0.520	0.300	..	0.300	0.220
4. Raiwind—3,000 tons ..			0.467	0.100	..	0.100	0.367
5. Sheikhupura—3,000 tons ..			0.467	0.367	..	0.367	0.120
6. Muridke—2,000 tons ..			0.311	0.100	..	0.100	0.211
7. Chuharkana—2,000 tons ..			0.295	0.200	..	0.200	0.095
8. Payment of Land Compensation of evacuee Land at Badamibagh, Lahore to the Settlement and Rehabilitation Department.			0.531	0.531
9. Payment of Land compensation of evacuee land at Shahdadpur during 1965.			0.010	0.010
10. Hasilpur 2,500 tons ..			0.220	0.238
11. Sadiqabad 1,500 tons ..			0.205	0.205	..	0.020
12. Renala Khurd 3,500 tons ..			0.542	0.200	..	0.200	0.342
13. Chitral 500 tons			0.136	0.135	..	0.025	0.007
14. Haripur 500 tons			0.164	0.172	..	0.007
15. Turbat 500 tons			0.149	0.017	..	0.017
16. Jiwani 500 tons			0.160	0.161	..	0.055
17. Pasni 500 tons			0.147	0.164	..	0.048
18. Ormara 500 tons			0.179	0.020	..	0.020
19. Payment of Land compensation to M. C. Dera Ismail Khan.			0.012	0.012

Sl. No.	Name of the Scheme	Status of the Scheme	Estimated cost	Estimated expenditure during the 2nd Plan period	Third Plan Allocation	Revised Estimates for 1964-65	Provision for 1965-66	Foreign Exchange required for 1965-66			Source of Foreign Aid	Expenditure in subsequent years			
								Total	Foreign Aid	Own resources		1966-67	1967-68	1968-69	1969-70
1	2	3	4	5	6	7	8	9	10	11	12	13	14	15	16
20.	Hyderabad 13,000 tons	..	1.707	1.882	..	0.050
21.	Nawabshah 9,000 tons	..	1.208	1.299	..	0.250
22.	Tando Adam 2,000 tons	..	0.288	0.322	..	0.048
23.	Mirpurkhas 3,000 tons	..	0.449	0.478	..	0.012
24.	Jhudo 1,500 tons	..	0.228	0.335	..	0.013
25.	Digri 2,000 tons	..	0.300	0.283	..	0.005
26.	Padidan 500 tons	..	0.090	0.020	..	0.020
27.	Mehrabpur 500 tons	..	0.090	0.020	..	0.020
28.	Sinjhero 500 tons	..	0.090	0.109	..	0.030
29.	Jhol 500 tons	..	0.090	0.179	..	0.010
30.	Nauabad 500 tons	..	0.090	0.106	..	0.020
31.	Sanghar 500 tons	..	0.090	0.089	..	0.020
32.	Water-supply and installation of Electricity in P. R. Godown.	..	0.030	0.030	..	0.030	0.030
Total (1st Plan Schemes) ..							2.348
Construction of additional Food Storage accommodation of 148,000 tons capacity in West Pakistan :-		Approved by the E.C.C.	20.000
1.	Pattoki 500 tons	..	0.098	0.072	..	0.050	0.026
2.	Kasur 4,500 tons	..	0.729	0.248	..	0.248	0.076
3.	Sheikhupura 3,000 tons	..	0.486	0.335	..	0.143	0.101

4.	Narang 1,000 tons	0.179	0.139	..	0.108	0.040	
5.	Sangla Hill 500 tons	0.098	0.070	..	0.051	0.028	
6.	Bhkhar 500 tons	0.081	0.070	..	0.053	0.011	
7.	Hafizabad, 3,000 tons	0.593	0.048	
8.	Kamoke 3,000 tons	0.593	0.390	..	0.200	0.103	
9.	Sialkot 5,000 tons	0.977	0.150	
10.	Rawalpindi 10,000 tons (Islamabad).	1.937	0.269	..	0.100	
11.	Gujranwala 5,000 tons	0.401	0.700	
12.	Sihala 1,500 tons	0.288	0.009	
13.	Kahuta 2,000 tons	0.401	0.009	
14.	Jhelum 4,500 tons	0.884	0.120	
15.	Chakwal 1,500 tons	0.308	0.054	
16.	Sohawa 2,000 tons	0.401	0.113	
17.	Khewra 1,500 tons	0.305	0.011	
18.	Gujrat 2,000 tons	0.401	0.022	
19.	Lalamusa 1,000 tons	0.192	0.013	
20.	Hassanabdal 2,000 tons	0.384	0.051	0.133	
21.	Muzaffargarh 1,500 tons	0.280	0.040	..	0.100	0.050	
22.	Leiah 500 tons	0.087	0.071	..	$\left. \begin{array}{l} 0.034 \\ 0.003 \\ 0.050 \\ 0.020 \end{array} \right\}$	0.016	
23.	Dera Ghazi Khan, 1,500 tons	0.276	0.070	..		0.056
24.	Rajanpur 500 tons	0.090	0.034	..		0.034	0.056
25.	Peshawar 3,500 tons	0.794	0.292	..	0.100	0.050	
26.	Charsadda 3,000 tons	0.500	0.208	..	0.100	0.050	
27.	Nowshera 5,000 tons	0.652	0.235	..	0.100	0.080	
28.	Mardan 4,000 tons	0.540	0.058	0.050	
29.	Kohat 3,000 tons	0.489	0.080	0.080	
30.	Hangu 1,000 tons	0.194	0.034	0.100	
31.	Dera Ismail Khan 1,000	0.166	0.136	..	0.082	0.030	

Sl. No.	Name of the Scheme	Status of the Scheme	Estimated cost	Estimated expenditure during the 2nd Plan period	Third Plan Allocation	Revised Estimates for 1964-65	Provision for 1965-66	Foreign Exchange required for 1965-66			Source of Foreign Aid	Expenditure in subsequent years			
								Total	Foreign Aid	Own resources		1966-67	1967-68	1968-69	1969-70
1	2	3	4	5	6	7	8	9	10	11	12	13	14	15	16
32.	Jamrud 500 tons	..	0.085	0.051	..	0.034	0.034
33.	Dargai 500 tons	..	0.100	0.068	..	0.034	0.032
34.	Parachinar 500 tons	..	0.085	0.067	..	0.050	0.018
35.	Ekka Chund 500 tons	..	0.085	0.071	..	0.034	0.034
36.	Mirafi 500 tons	..	0.100	0.051	..	0.034	0.049
37.	Miran Shah 500 tons	..	0.100	0.051	..	0.034	0.049
38.	Shikarpur 4,500 tons	..	0.800	0.207	..	0.100	0.057
39.	Mirpur Mathelo	..	0.317	0.095	..	0.050	0.067
40.	Thatta 2,000 tons	..	0.377	0.088	..	0.053	0.058
41.	Sujawal 1,500 tons	..	0.299	0.101	..	0.050	0.050
42.	Khairpur Nathan Shah 500 tons	..	0.136	0.072	..	0.051	0.064
43.	Faiz Gunj 500 tons	..	0.136	0.054	..	0.051	0.082
44.	Kot-Diji 500 tons	..	0.136	0.068	..	0.051	0.068
45.	Naukot 2,000 tons	..	0.399	0.097	..	0.050	0.100
46.	Kunri 1,500 tons	..	0.202	0.055	..	0.050	0.079
47.	Chamman 1,000 tons	..	0.317	0.008	..	0.068	0.090
48.	Fortsandeman 1,000 tons	..	0.264	0.668	..	0.668	0.096
49.	Nushki 500 tons	..	0.165	0.068	..	0.068	0.097
50.	Kalat 500 tons	..	0.171	0.074	..	0.068	0.097
51.	Panjgur 500 tons	..	0.165	0.085	..	0.068	0.080
52.	Mastung 5,000 tons	..	0.165	0.050	..	0.050	0.115
53.	Acquisition of land at various Centres in West Pakistan.	0.300	..	0.300	0.100
Total (2nd Plan Scheme)		2.652

FORESTS

ON-GOING SCHEMES :—

RANGE MANAGEMENT

1.	Registan Soil Conservation and Vegetation Division, Tharparkar.	Approved ..	1.323	1.000	0.267	0.191	0.267	
2.	Range and Pasture Improvement Scheme Maslakh, Quetta	Do.	0.586	0.097	0.461	0.097	0.091	0.091	0.092	0.093	0.094
3.	West Pakistan Range Improvement Scheme.	Do.	5.280	0.861	1.607	0.600	0.800	0.150	..	0.150	..	0.807
4.	Range Management, Cholistan	Do.	2.483	1.521	0.962	1.061	0.962
5.	Range Improvement Scheme, Quetta Civil Division.	Do.	0.507	0.101	0.105	0.101	0.105
6.	Kohistan Range Management Scheme.	Un-approved	8.742	0.100	0.900	0.100	0.100	0.020	..	0.020	..	0.400	0.400

FORESTRY

7.	Irrigated Plantation over 50,000 acres in Lloyds Barrage Zone.	Approved ..	9.254	4.374	4.100	1.000	0.900	1.600	1.600
8.	Establishment of nurseries in West Pakistan.	Do.	2.906	1.842	..	0.300	0.108
9.	Preparation of Working Plans	Do.	2.140	1.233	0.949	0.300	0.400	0.549
10.	Watershed Management of Jhelum and Indus Rivers.	Do.	1.028	0.886	0.138	0.210	0.088	0.050
11.	Rehabilitation of Riverain forest.	Do.	4.841	0.585	3.664	0.400	0.300	0.829	0.840	0.845	0.850
12.	Irrigated Plantation for Industrial wood by tubewells.	Do.	0.289	0.221	0.060	0.070	0.022	0.019	0.019
13.	Demonstration Project for Rehabilitation of Bhurban.	Do.	3.088	1.337	1.725	1.000	0.717 0.579	0.215	0.214
14.	Improvement of communications for fire protection and extraction of Forest Produce in Muree Hill.	Do.	4.756	0.707	3.500	0.290	0.500	0.600	0.700	0.800	0.900
15.	Aerial Forest Inventory and Land use survey of Northern West Pakistan.	Un-approved	10.448	0.100	0.500	0.100	0.500	0.100	0.100
16.	Roadside Plantation in Bahawalpur.	Do.	0.287	0.373	0.100	0.100	0.050	0.025	0.025
17.	Afforestation of 1,000 miles length of P. W. D. roadside in Lahore Region.	Do.	3.800	0.567	3.203	0.567	0.800	0.100	..	0.100	..	1.003	1.400
18.	Irrigated plantation in Taunsa Barrage over 21,900 acres.	Do.	5.000	0.311	2.891	0.311	0.356	0.570	0.600	0.660	0.705

Sl. No.	Name of the Scheme	Status of the Scheme	Estimated cost	Estimated expenditure during the 2nd Plan period	Third Plan Allocation	Revised Estimates 1964-65	Provisions for 1965-66	Foreign Exchange required for 1965-66			Source of Foreign Aid	Expenditure in subsequent years			
								Total	Foreign Aid	Own resources		1966-67	1967-68	1968-69	1969-70
1	2	3	4	5	6	7	8	9	10	11	12	13	14	15	16
19.	Sisal Plantation on Pabbi Hills of Guirat East Forest Division.	Approved	0.205	0.050	0.155	0.050	0.097	0.015	..	0.015	..	0.016	0.016	0.016	0.010
20.	Mangla Watershed Management Scheme.	Do.	14.806	1.500	1.000	1.500	1.000	0.010	..	0.010
21.	Payment of cost of resumed land to Land Commission.	Do.	9.933	1.200	1.200	1.200	1.000
22.	Control of Shisham defoliator and other Forest pests.	Do.	3.150	1.200	0.200	0.200	0.200	0.030	..	0.030
23.	Resin extraction in Abbottabad Section.	Do.	0.531	0.538	0.262	0.269	0.262
24.	Railway side plantation of 200 miles in Hyderabad Region.	Do.	1.356	0.208	1.048	0.208	0.127	0.262	0.305	0.354	..
25.	Construction of 50 miles of Truck Road in Peshawar Region.	Do.	2.222	1.105	1.117	1.105	1.117
26.	Fire protection in Hazara District.	Do.	0.648	0.348	0.170	0.348	0.100	0.031	..	0.031	0.031	..	0.070
27.	Roadside Plantation over 500 miles in Hyderabad Region.	Approved	2.511	0.527	0.427	0.527	0.427
28.	Establishment of Nurseries over 500 acres in Hyderabad Region.	Do.	0.352	0.081	0.082	0.081	0.082
Total (A) On-Going Schemes — Forests.							12.057	0.456	0.100	0.356					
<i>(A) On-going Schemes A. D. C. :</i>															
29.	Irrigated Plantation over 30,000 acres (Part I) G. M. Barrage.	Approved ..	11.677	3.813	4.703	0.500	0.874	0.995	1.019	1.090	0.725
30.	Raising of Nurseries over 200 acres in G. M. Barrage Zone.	Do.	0.207	0.261	0.378	0.040	0.036	0.083	0.084	0.086	0.089

31.	Irrigated Plantation over 30,000 acres (Part II), G. M. Barrage.	Recommended to N.E.C.	9.446	0.858	4.456	0.600	0.738	1.011	0.875	0.902	0.930
32.	Forests Staff for G. M./Guddu Barrage.	Approved ..	0.329	0.399	0.468	0.140	0.086	0.092	0.094	0.097	0.099
33.	Scheme for Guddu Barrage Zone afforestation. (60,000 acres).	Do.	28.816	0.660	0.449	0.660	0.449
34.	Scheme for planting of canal-side land strips over a length of 1,110 acres in Guddu Barrage	Do.	5.002	0.100	0.450	0.100	0.450

Total (A) On-going Schemes—
A.D.C.

2.633

(A) On-going Schemes—Frontier Region.

35.	Afforestation and conservation in Frontier Region.	..	4.056	3.010	1.050	0.768	0.227	0.205	0.203	0.207	0.208
36.	Preparation of Inventories of Chitral, Swat and Indus Khoistan Forests.	..	0.461	..	0.340	0.085	0.085	0.085	0.085
37.	Setting up of Forest Nurseries in Frontier Region.	..	0.375	0.384	0.207	0.137	0.085	0.029	0.030	0.031	0.032
38.	Appointment of a Divisional Forest Officer for North and South Waziristan Agencies with staff.	..	0.083	0.091	0.028	0.021	0.028
39.	Training of 10 Forest Rangers students in Pakistan Forest College, Peshawar.	..	0.104	..	0.968	0.236	0.240	0.244	0.248
40.	Continuance of Dir Forest Division.	..	1.390	1.112	0.232	0.305	0.232
41.	Purchase of one Jeep for D.F.O., Waziristan.	..	0.017	0.719	0.751	0.220	0.220
42.	Construction of 100 miles road in Dir and Chitral.	..	3.876	1.952	0.716	0.848	0.716
43.	Construction of buildings for office and residence for D.F.O., Malakand and his staff.	..	0.107

Total (A) On-going Schemes
(Frontier Region).

1.288

(Million Rupees)

Sl. No.	Name of the Scheme	Status of the Scheme	Estimated cost	Estimated expenditure during the 2nd Plan period	Third Plan Allocation	Revised Estimates for 1964-65	Provision for 1965-66	Foreign Exchange required for 1965-66			Source of Foreign Aid	Expenditure in subsequent years			
								Total	Foreign Aid	Own resources		1966-67	1967-68	1968-69	1969-70
1	2	3	4	5	6	7	8	9	10	11	12	13	14	15	16
(A) On-going Schemes—Merged Area.															
44.	Raising of nursery over 7½ acres in Merged Area, Abbotabad.	..	0.075	0.060	0.075	0.015	0.015	0.015	0.015	0.015	0.015
45.	Development of Forestry in Upper Tanawal, Merged Area in Siran Forest Division.	..	0.404	0.656	0.173	0.181	0.173
46.	Development of Forestry in Merged Area of Mardan District.	..	0.161	0.085	0.077	0.048	0.066	0.011
47.	Construction of Inspection huts at Sazin Jal Kot, Plas and Bridle Path from Naran Obum passing through Spotgali.	..	0.134	0.040	0.090	0.040	0.042	0.048
48.	Construction of Inspection Huts and Residential Building for staff in Merged Area of Hazara District.	..	0.189	0.025	..	0.025	0.044 0.045
49.	Construction of Bridle Path in Merged Area of Hazara District covering a stretch of 70 miles in Hillan, Jabbar Kari and Nandhar.	..	0.189	0.040	0.149	0.040	0.064	0.085
50.	Construction of Building for D.F.O., Hazara Tribal and his staff.	..	0.122	0.122	0.599	0.122	0.599
Total (A) On-going Schemes (Merged Area).							0.449					
Grand Total (A) On-going Schemes (Forestry).							16.427	0.456	0.100	0.356					

(B) New Schemes

(i) Range Management

1. Joint Pak-Australian Survey of Range Management of Quetta-Kalat Region.	Approved	0.160	0.160	0.060	0.060
2. Improvement of Range Potentials in Pabbi R.F. of Gujrat East Forest Division.	Do.	1.845	..	1.563	..	0.050	0.409	0.476	0.464	0.164
3. Range management of Hab River catchment.	Do.	2.000	..	0.050	..	0.050
4. Range management in resumed lands Peshawar.	Do.	0.500	..	0.045	..	0.045

(ii) Water-shed Management

5. Watershed Management in Tehsil Attock of Campbellpur District.	Un-approved	1.200	..	2.338	..	0.300	0.020	..	0.020	..	0.396	0.507	0.560	0.575
6. Rehabilitation of land around Ghoragali on Bhurban Pattern.	Do.	4.000	..	1.590	..	0.500	0.020	..	0.020	..	0.090	0.400	0.300	0.300
7. Watershed Management in Kaghan Valley, Hazara District covering an area of 30 sq. miles on Bhurban Pattern.	Do.	4.138	..	4.109	..	0.500	0.020	..	0.020	..	0.977	0.912	0.900	0.820
8. Walnut Plantations over 5,000 acres in Hazara District.	Do.	0.500	..	0.498	..	0.082	0.095	0.100	0.107	0.114
9. Afforestation of 20,000 acres of Resumed land in Peshawar Region.	Do.	1.800	..	1.546	..	0.100	0.359	0.360	0.363	0.364
10. Raising of Industrial Wood in Irrigated Plantations in Lahore Forest Region.	Do.	1.369	..	1.298	..	0.150	0.248	0.278	0.300	0.322
11. Irrigated Plantations over 2,000 acres of land commanded by Warsak Canal.	Do.	0.400	..	0.379	..	0.050	0.075	0.080	0.085	0.089
12. Development of Canal side Plantations in Multan Region.	Do.	11.600	..	10.224	..	0.500	0.020	..	0.020	..	2.050	2.323	2.625	2.726
13. Canal side Plantations over 5,000 miles in Hyderabad Region.	Do.	15.200	..	12.833	1.000	0.500	0.020	..	0.020	..	2.777	3.002	3.151	3.403
14. Development of Canal side Plantation in Lahore Region.	Do.	9.000	..	8.196	..	0.500	0.020	..	0.020	..	1.611	1.887	2.059	2.139
15. Development of Canal side Plantations in Peshawar Region over 400 miles.	Do.	0.800	..	0.800	..	0.118	0.138	0.162	0.188	0.194

Sl. No.	Name of the Scheme	Status of the Scheme	Estimated Cost	Estimated expenditure during the 2nd Plan period	Third Plan Allocation	Revised Estimates for 1964-65	Provision for 1965-66	Foreign Exchange required for 1965-66			Source of Foreign Aid	Expenditure in subsequent years				
								Total	Foreign Aid	Own resources		1966-67	1967-68	1968-69	1969-70	
1	2	3	4	5	6	7	8	9	10	11	12	13	14	15	16	
16.	Planting of 180 miles length of P. W. D. road side land strips in Rawalpindi Circle.	Un-approved	1.339	..	1.238	..	0.200	0.050	..	0.050	..	0.312	0.241	0.242	0.243	
17.	Planting of 600 miles roadside strips in Multan Region.	Do.	2.710	..	2.486	..	0.200	0.520	0.558	0.583	0.625	
18.	Planting of 300 miles roadside strips in Bahawalpur Civil Division.	Do.	1.640	..	1.540	..	0.200	0.300	0.324	0.344	0.372	
19.	Raising of Roadside Plantations over 100 miles in Peshawar Region.	Do.	0.400	..	0.391	..	0.056	0.073	0.082	0.090	0.090	
20.	Planting of 230 miles of railway side land strips in Peshawar Region.	Do.	0.500	..	0.451	..	0.093	0.100	0.111	0.021	0.126	
21.	Training of Personnel	Do.	1.400	..	1.400	..	0.200	0.300	0.300	0.300	0.300	
22.	Construction of 75 miles Feeder Truck road in Kaghan Forest Division, Hazara District.	Do.	3.500	..	0.200	..	0.200	
23.	Purchase of Land in Lahore Forest Region.	Do.	4.000	..	1.000	..	0.500	0.500	
24.	Range Management operational Project in Thal.		0.200									
Total(B) New Schemes Forestry							5.454	0.230	0.060	0.170						
A. D. C. Schemes :																
25.	Planting of roadside land strips over a length of 300 miles in Ghulam Muhammad Barrage Area.	Approved	5.092	..	0.128	..	0.128	
26.	Planting of canalside strips over a length of 400 miles in Ghulam Muhammad Barrage Area.	Pending for Approval by Provincial D.W. Party.	6.885	..	1.679	..	0.270	0.018	..	0.018	..	0.439	0.328	0.319	0.323	

27.	Planting of road side land strips over a length of 300 miles in Guddu Barrage.	Approved	1.400	0.225	0.225	0.018	0.018
Total (A. D. C. Schemes)						0.623	0.036	..	0.036	..			
Frontier Regions :													
28.	Creation of Chitral Sub-Division.	..	0.200	0.219	0.052	0.035	0.036	0.037	0.059
29.	Training of Forest Rangers	..	0.022	0.022	0.013	0.009
30.	Preparation of inventories for Swat, Kalam and Upper Indus Kohistan Forests.	..	0.350	0.349	0.080	0.064	0.067	0.068	0.070
31.	Afforestation, Range Managements and road side Plantations.	..	1.350	1.261	0.143	0.268	0.268	0.288	0.294
32.	Housing for Personnel in Special Areas of Peshawar Region.	..	0.500	0.500	0.100	0.200	0.200
33.	Range Management	..	0.435	0.300	0.050	0.100	0.100	0.050	..
34.	Building for the Forest Department.	..	0.300
35.	Training of Forest Rangers	..	0.015	0.009	0.007
Total Frontier Regions						0.425				
Total (New Scheme)—Forests						6.502	0.266	0.060	0.206				
Grand Total (Forestry)						22.929	0.722	0.160	0.562				
Grand Total (Agriculture)						366.936	193.059	61.284	131.775				

WATER AND POWER

(Million Rupees)

Sl. No.	Name of the Scheme	Status of the Scheme	Estimated cost	Estimated expenditure during the 2nd Plan period	Third Plan Allocation	Revised Estimates for 1964-65	Provision for 1965-66	Foreign Exchange required for 1965-66			Source of Foreign Aid	Expenditure in subsequent years			
								Total	Foreign Aid	Own resources		1966-67	1967-68	1968-69	1969-70
1	2	3	4	5	6	7	8	9	10	11	12	13	14	15	16
WATER															
<i>(a) On-going Schemes :</i>															
MULTI-PURPOSE DEVELOPMENT IRRIGATION :															
Irrigation Department :															
1.	Warsak High Level Canal	.. Approved	80.379	24.610	22.476	6.138	5.200	0.100	..	0.100	..	17.276
2.	Kurram Garhi Multi-purposes Scheme (Revised).	Do.	93.989	30.018	1.396	3.956	1.396
3.	Bolan Dam Project	.. Do.	6.402	2.348	0.954	0.200	0.500	0.300	0.154
4.	Shahpur Branch Project	.. Under consideration EC/NEC.	6.205	1.124	0.450	0.74	0.450
5.	Nara Pumping Scheme	.. Approved	0.780	0.600	0.250	0.400	0.250
6.	Pehur Flow Irrigation Scheme	Do.	7.000	1.141	1.386	0.200	1.386
7.	Construction of Small Reservoirs in Nagarparkar Area (N.C.-C.).	Under preparation	1.000	0.200	0.300	0.200	0.300
8.	Ballocki Sulemanki Link	.. Approved	78.519	0.557	..	0.557
9.	Bambanwala-Ravi-Bedian Link	Do.	99.008	2.500	..	2.500
10.	Marala-Ravi-Link	.. Do.	102.100	-0.651	..	-0.651
WAPDA															
11.	Rawal Dam Do.	21.200	13.605	0.300	0.500	0.300
12.	Gomal Zam Dam Do.	237.910	20.777	203.891	9.000	12.500	6.000	6.000	43.533	42.065	53.372	52.421
13.	Tanda Dam Do.	45.000	46.096	11.800	20.000	11.500

14.	Karachi Irrigation Project	..	Approved	86.600	4.082	69.966	3.000	4.500	35.000	27.000	3.466	..
15.	Khanpur Dam	..	Approved (C.D.W.P.)	62.000	4.700	52.294	2.500	3.000	0.400	..	0.400	..	20.000	17.000	12.294	..
Agricultural Development Corporation :																
16.	Taunsa Project with Extension (Revised).		Approved	245.135	22.475	..	9.210	9.000
17.	Ghulam Muhammad Barrage		Do.	410.640	119.392	54.000	19.000	14.000	0.500	..	0.500	..	25.000	15.000
18.	Thal Project	..	Do.	-0.491
19.	Increasing Capacity of Thal Canal to 7,500 cusecs for Ex- tension of Irrigation to Bakhat Distributary and other Areas.	..	Do.	3.850	0.705	..	0.705	1.000
20.	Guddu Barrage Project	—	Under con- sideration of N.E.C.	474.800	344.384	..	44.400	23.800
21.	Small Dams Organization	—	Approved	1.998	0.738	—	—	0.971
22.	Construction of Chichali Dam		Do.	2.483	0.132	—	—	1.215
23.	Construction of Bango Dam		Do.	0.141	—
24.	Construction of Miana Ziarat Dam.		Do.	0.196	..	—	—	0.045
25.	Construction of Garab Dam		Do.	0.426	..	—	2.500	—
26.	Construction of Dungi Dam	..	Un-approved	0.675	..	—	—	0.338
27.	Construction of Durnal Dam		Do.	0.675	..	—	—	0.338
28.	Construction of Bajwala Dam		Approved	0.236	0.016
29.	Construction of Mansehra Dam —Investigation and Surveys Irrigation Department.		Un-approved	0.278	0.206
30.	Re-Organization of Irrigation Research Institute Phase I.		Approved	4.000	1.974	..	1.974
31.	Hydrological Survey of rivers in West Pakistan.		Do.	5.834	0.815	4.934	0.020	0.400	0.000	..	0.030	..	0.400	2.000	1.500	0.634
32.	River Surveys and Discharge Observations during 1965-66.		Do.	1.130	0.872	..	0.872	1.039

Sl. No.	Name of the Scheme	Status of the Scheme	Estimated cost	Estimated expenditure during the 2nd Plan period	Third Plan Allocation	Revised Estimates for 1964-65	Provision for 1965-66	Foreign Exchange required for 1965-66			Source of Foreign Aid	Expenditure in subsequent years			
								Total	Foreign Aid	Own resources		1966-67	1967-68	1968-69	1969-70
1	2	3	4	5	6	7	8	9	10	11	12	13	14	15	16
INVESTIGATIONS AND SURVEYS															
Irrigation Department															
33.	Surveys and Investigations in Sukkur Region (Khairpur Division).	Approved	0.500	0.280	..	0.280	0.700
34.	Surveys and Investigations in Sukkur Region (Hyderabad Division).	Do.	1.500	0.280	..	0.280	
35.	General Investigations in Quetta Circle.	Do.	..	0.250	..	0.250	0.200
36.	General Investigations in Kalat Circle.	Un-approved	..	0.250	..	0.250	0.100	0.030	0.030
37.	Extension, Improvement and Renovation of Karezes in Quetta Irrigation Circle.	Do.	0.800	0.300	..	0.300
38.	Extension, Improvement and Renovation of Karezes in Kalat Circle.	Approved	0.600	0.400	..	0.400	0.200
39.	Other Works in progress	Do.	..	0.310	..	0.147 0.163	0.300	0.020	..	0.020
WAPDA															
40.	General Investigations	Do.	444.500	81.564	165.000	50.064	60.000	18.721	13.221	5.500	..	42.200	32.300	20.000	10.500
Agricultural Development Corporation															
41.	Investigations in Gaja Area (G. M. Barrage).	Do.	0.100
42.	General Investigation for selection of Small Dams sites during the year, 1964-65.	Do.	0.500
Frontier Regions															
43.	Survey of new Irrigation Schemes in Frontier Regions.	Do.	2.060	0.590	1.460	0.590	0.500	0.960

Miscellaneous

WAPDA

44.	Machinery Pool Organization Gross.	Do.	669.692	190.529	328.600	76.300	88.600	38.600	28.600	10.000	..	60.000	60.000	60.000	60.000
	Recoveries	Do.	-578.211	-212.253	..	-50.000	-66.900	-55.000	-55.000	-55.000	-55.000
	Net	..					21.700	38.600	28.600	10.000	..				
45.	WAPDA House	Do.	23.860	17.724	8.353	9.403	8.353	0.704	..	0.704
	Tube-wells and small Irrigation Schemes														
	Irrigation Department														
46.	Improvement to Panj Katha System of Irrigation in Hazara District.	Do.	0.200	0.050	..	0.050
47.	Construction of Weir on Bolan River near Dhadar.	Do.	1.450	0.001	..	0.001
48.	Construction and remodelling of existing channels at Gandawa.	Do.	0.577	0.460	0.100	0.025	0.100
49.	Construction of Small Irrigation Schemes in Quetta Circle.	Do.	2.350	0.776	..	0.600	0.600
50.	Lining Karezes and Channels in Quetta Circle.	Do.	1.389	1.444	0.050	1.000	0.050
51.	Tube-wells in Yaru Area, Quetta Circle.	Do.	0.653	0.080
52.	Remodelling Nari Canal System to 250 C.S.	Un-approved	0.784	0.700	..	0.030
53.	Remodelling of Khusdil Khan Bund System.	Approved	0.950	0.200	..	0.200	0.500
54.	Construction of Diversion Weir on Mushkey.	Do.	2.233	0.050	..	0.050
55.	Flood Diversion Weir on Bore Nullah in Nushki Area.	Do.	0.452	0.662
56.	Construction of Small Irrigation Schemes in Kalat Circle.	Un-approved	0.600	0.400	0.200	0.400	0.200

Sl. No.	Name of the Scheme	Status of the Scheme	Estimated cost	Estimated expenditure during the 2nd Plan period	Third Plan Allocation	Revised Estimates for 1964-65	Provision for 1965-66	Foreign Exchange required for 1965-66			Source of Foreign Aid	Expenditure in subsequent years			
								Total	Foreign Aid	Own resources		1966-67	1967-68	1968-69	1969-70
1	2	3	4	5	6	7	8	9	10	11	12	13	14	15	16
57.	Lining Karezes and Channels in Kalat Circle.	Approved	1.157	0.741	--	0.500	0.100	--	--	--	--	--	--	--	--
58.	Tube-wells in Uthal Area	Do.	0.489	0.327	--	--	0.062	--	--	--	--	--	--	--	--
59.	Construction of Boom Bund on Bude River.	Un-approved	0.482	0.050	--	0.050	--	--	--	--	--	--	--	--	--
60.	Diversion Weir on Rakhshan River for Irrigation of area near Punjgur.	Approved	3.460	2.890	--	0.100	0.100	--	--	--	--	--	--	--	--
61.	Trial Bores for 24 Nos. Tube-wells in Lakki and Domal areas of Bannu District.	Do.	0.383	0.389	--	--	--	--	--	--	--	--	--	--	--
62.	Providing 30 Tube-wells on the left side of the road from Hassan Abdal to Haripur.	Un-approved	2.181	1.272	0.997	0.500	0.997	--	--	--	--	--	--	--	--
63.	Remodelling of Joe-Sheikh Canal.	Do.	1.150	0.200	0.890	0.200	0.240	--	--	--	--	0.650	--	--	--
64.	Sinking of six Tube-wells in Haripur Tehsil.	Approved	0.427	0.177	--	0.137	0.201	--	--	--	--	--	--	--	--
65.	Tube-wells for land on the right bank of Kabul River between Nowshera and Attock.	Un-approved	0.583	0.375	0.210	0.198	0.210	--	--	--	--	--	--	--	--
66.	Tube-wells for land on the left side of Kabul River between Nowshera and Attock.	Approved	0.323	0.223	--	0.030	--	--	--	--	--	--	--	--	--
67.	Mianwali Riverian Area Tube-well Irrigation Scheme.	Do.	4.844	2.098	--	1.500	1.200	0.200	--	0.200	--	--	--	--	--
68.	Other Works (in Progress)	Do.	--	0.250	--	0.250	1.000	--	--	--	--	--	--	--	--

Drainage, Reclamation and
Tube-wells :

Irrigation Department :

69.	Central Tube-wells Project	..	Under consi- deration of P.D.W.P.	19.914	5.740	..	0.148	0.300
70.	Rasul Tube-well Irrigation Scheme.	Approved		43.968	-3.831	..	-2.571	-2.510
71.	Dera Ismail Khan Tube-well Scheme (60 Tube-wells).	Do.		3.283	0.560
72.	Installation of 30 Tube-wells at Dera Ismail Khan.	Do.		2.400	0.911	0.489
73.	Re-modelling of Hudiara Drain R.D. 08509-34500 (Phase II).	Do.		10.500	7.543	16.083	2.500	2.000	9.043	5.040
74.	Flood Control Drainage Scheme for Nullah and Storm Water in Rechna Doab. :		
(a)	Re-modelling Branch Drain in Rechna: Outfall Drainage System.	Approved		16.389	4.463	7.426	2.000	0.500	6.926
(b)	Re-modelling of Jaranwala Main Drain.	Approved for 12.023		12.023	6.699	3.592	2.000	1.000	2.592
(c)	Diversion of Deg into Basanter-Nullah.	Approved		7.338	0.723
(d)	Construction of Flood Protection Bund along right side of Aik Nullah opposite Sialkot City.	Do.		6.622	1.013	..	0.700	0.517
75.	Construction of Charrar Drainage System.	Do.		0.800	0.279	..	0.200	0.100
76.	Remodelling and extending Satokotla Drain.	Do.		0.539	0.437	0.102	0.200	0.102
77.	Pondoki Drainage Scheme	Do.		5.902	3.228	..	1.500	1.000	0.400	..	0.400
78.	Construction of Manawala and its Jatri Branch Drain.	Approved for 4.369		5.262 (Revised under Sanction)	4.615	0.600	1.000	0.600
79.	Construction of Barianwala Drain and its tributaries.	Approved		0.519	0.256	0.233	0.050	0.100	0.133

Sl. No.	Name of the Scheme	Status of the Scheme	Estimated cost	Estimated expenditure during the 2nd Plan period	Third Plan Allocation	Revised Estimates for 1964-65	Provisions for 1965-66	Foreign Exchange required for 1965-66			Source of Foreign Aid	Expenditure in subsequent years			
								Total	Foreign Aid	Own resources		1966-67	1967-68	1968-69	1969-70
1	2	3	4	5	6	7	8	9	10	11	12	13	14	15	16
80.	Remodelling and extending Sukhrava Drainage System with its tributaries.	Under revision.	6.942	0.500	..	0.500
81.	Remodelling of Dhaya Drain	Do.	0.989	0.035	..	0.035
82.	Construction of Raiwind Drainage System.	Approved for 4.956	14,844 (Revised)	1.644	6.040	1.500	1.240	3,400	1,400
83.	Remodelling of Shahbore Drainage System.	Un-approved	0.454	0.349	..	0.104
84.	Construction of Chathianwala Drain.	Do.	0.445	0.100	..	0.100	0.095
85.	Remodelling of Shergarh Drain.	Do.	0.914	0.104	0.310	0.100	0.200	0.110
86.	Construction of Satiana Samundri Drainage System.	Approved	20.600	0.051	19.350	0.050	1.000	9,000	7,800	1,550	..
87.	Construction of Ibrahimabad Drain.	Un-approved	0.411	0.050	..	0.050	0.211
88.	Construction of Pauliani Drain R. D. O. 41,600.	Approved for 3.54.	0.640 (Revised under sanction)	0.507	..	0.244
89.	Construction of 7 L.F.S. Drain	Approved	1.273	0.390	..	0.390
90.	Construction of tributaries of Mona Drain.	Approved for 10.67	1,200 (Revised under sanction)	0.116	..	0.025
91.	Construction of new drains and remodelling of existing drains in Mardan District.	Approved	0.565	0.567	..	0.192
92.	Construction of new drains and remodelling of existing drains in Peshawar District.	Do.	0.901	0.042

93.	Construction of Kali-Budhi Drainage System.	Approved	1.770	1.622	0.156	0.600	0.156
94.	Construction of McLeod-Gung Drainage System.	Do.	1.752	1.021	0.500	0.400	0.500
95.	Construction of Soheli Drainage System.	Un-approved	1.237	0.800	0.430	0.400	0.437
96.	Construction of Chak Abdullah Drainage Scheme.	Do.	2.880	..	1.400	..	0.500	0.800	0.100
97.	Construction of Makhi Dhand Drainage Scheme.	Do.	2.489	2.443	0.200	0.510	0.200
98.	Construction of Rawat Drains	Do.	0.536	0.189	..	0.100	0.036
99.	Increasing capacity of Main Nara Valley Drain in Southern Dadu Division.	Under preparation.	1.155	0.120	0.500	0.060	0.200	0.200	0.100
100.	Other Works (In Progress)		..	0.923	0.971	0.923	0.971
WAPDA														
101.	West Pakistan Salinity Control and Reclamation Project (Rechna Doab).	Approved	95.335	51.139	..	0.194
102.	Salinity Control and Reclamation Project (Chaj Doab).	Do.	333.000	81.047	226.962	36.680	60.000	24.396	23.696	0.700	..	70.000	70.000	26.962
103.	Salinity Control and Reclamation Project (Khairpur Area).	Approved (C.D.W.P).	152.866	35.783	100.427	29.241	60.000	19.263	19.263	40.427
104.	Salinity Control and Reclamation Project (Larkana-Shikarpur).	Do.	22.785	1.794	14.001	1.000	8.000	1.071	..	1.071	..	6.001
105.	Salinity Control and Reclamation Project (Lower Thal below Taunsa).	Do.	224.448	2.867	197.200	2.034	30.000	15.500	9.700	5.800	..	87.200	77.000	..
106.	Salinity Control and Reclamation Project (Upper Rechna).	Un-approved	326.589	8.000	268.089	8.000	12.500	7.500	2.500	5.000	..	100.000	100.000	55.589
A. D. C.														
107.	Thal Drainage Scheme (Dhak, Bhola Khushab Drains).	Approved	4.052 (Revised under sanction).	2.864	..	0.136
108.	Ghulam Muhammad Barrage Drainage Works.	Approved	152.400	20.097	119.009	10.600	16.400	3.500	3.500	27.000	25.000	25.000
Land and Water Development Department														
109.	Distribution works		..	1.500	1.600	1.500	1.600

*To be utilized only against barter.

Sl. No.	Name of the Scheme	Status of the Scheme	Estimated cost	Estimated expenditure during the 2nd Plan period	Third Plan Allocation	Revised Estimates for 1964-65	Provision for 1965-66	Foreign Exchange required for 1965-66			Source of Foreign Aid	Expenditure in subsequent years			
								Total	Foreign Aid	Own resources		1966-67	1967-68	1968-69	1969-70
1	2	3	4	5	6	7	8	9	10	11	12	13	14	15	16
Flood Regulations															
Irrigation Department															
110.	Flood Protection Bund for Chiniot Town downstream for protection of Chiniot Town.	Approved	1.400 (Revised)	0.500	0.654	0.500	0.654
111.	Construction of permanent Protection Works down stream Trimmu Headworks.	Do.	3.400	2.000	..	2.000
112.	Pitching inside slope of Dhaya Bund R. D. 99,000.	Unapproved	0.750	0.350	..	0.350
113.	Construction of 14 Miles long Marginal Bund with spurs for protection of Kot Hafiz and Takwarh Distributary of Paharpur Canal (Phase I).	Approved.	7.693	4.162	0.100
114.	Construction of Spur No. 16, 17, 18 and remaining portion of marginal Bund from R. D. 47,000 to 85,000 (Phase II) (Dera Ismail Khan).	Do.	3.855	3.698	..	1.600
115.	Protection from floods in Chilla Nullah.	Do.	3.224	2.960	0.211	0.679	0.211
116.	Protection of Pabbi area from floods in Peshawar District.	Do.	1.858	1.580	..	0.091	0.050
117.	Protection of Akbarpura and other villages from floods in Bara Nullah.	Do.	2.224	1.878	0.350	..	0.350
118.	Protection of culturable land and village abadies on right and left banks of Kurram River in Bannu District.	Do.	0.700	0.300	0.300	0.300	0.300

119.	Remodelling of Bara Nullah from R. D. 22,000 to R.D. 32,000 and construction of a Bridge at R. D. 19,600.	Do.	..	0.743	0.874	..	0.287	0.110
120.	Extension of Guide Bund downstream D. I. Khan City.	Do.	..	0.987	0.993	0.020
121.	Providing flood embankment along River Indus from Rangpur to Thattal village, Dera Ismail Khan.	Do.	..	0.523	0.250	0.250	0.250	0.250
122.	Raising and strengthening Sagi Matri Bund (Miles 118 to 172).	Do.	..	5.441	1.667	1.250
123.	Construction of Nasrat Loop mile 0/0 to 2/5) in front of S. L. Bund (mile 30/3 to 37/4) in Rukh Sub-Division).	Unapproved	..	0.748	0.261	..	0.037
124.	Construction of Spur No. I-A at R. D. 97,000 K. F. West.	Approved	..	0.608	0.458
125.	Construction of new Tori Bund from 8/0 to 10/1 of Ghauspur Loop (N.S.C.).	0.794
126.	Construction of Sind Feeder Loop from mile 19/4 to 30/0 Sukkur Begarj Bund (N.S.C.).	4.192
127.	Construction of Rukh Loop from mile 5/4 Chura to Loop 12/00 of S. L. Bund in Rukh Sub-Division (W.S.C.).	Approved	..	0.879	0.888	..	0.190
128.	Raising and strengthening of Haibat Loop Bund.	Approved
129.	Construction of new Fatehpur Loop Bund (Mile 2/4 to 44/R. C.C.).	1.123
130.	Ultra Jagir Loop Bund (Mile 10/4 to 11/4).	Approved	..	1.171	1.072	0.138	..	0.138
131.	Construction of Ultra Jagir Bund as 1st line of defence.	Approved for Rs. 12.24 Revised Scheme approved.	..	1.599	..	0.248	..	0.048	0.200
132.	Construction of Loop Bund behind Garhi Bund.	Approved	..	0.687	0.038
133.	Construction of bunder wall on Sukkur side.	Underpreparation.	..	0.820	-0.010	0.004

(Million Rupees)

Sl. No.	Name of the Scheme	Status of the Scheme	Estimated cost	Estimated expenditure during the 2nd Plan period	Third Plan Allocation	Revised Estimate for 1964-65	Provision for 1965-66	Foreign Exchange required for 1965-66			Source of Foreign Aid	Expenditure in subsequent years			
								Total	Foreign Aid	Own resources		1966-67	1967-68	1968-69	1969-70
1	2	3	4	5	6	7	8	9	10	11	12	13	14	15	16
134.	Construction of Matiari Loop Bund.	Un-approved	0.596	0.256	0.340	..	0.340
135.	Construction of bunder wall on Rohri side.	Do.	0.489	0.017
136.	Construction of mud Loop Bund (Sakband Sub-Division and Qazi Ahmad Sub-Division).	Do.	0.746	0.416	0.075
137.	Nigong Flood Irrigation Scheme.	Approved.	0.065	0.241	..	0.500	0.050
138.	Siritoi Flood Irrigation Scheme	Do.	1.080	..	0.580	..	0.200	0.380
139.	Construction of Flood Diversion weir on Togi near Balozai.	Do.	0.487	0.104	0.174	0.200	0.100	0.074
140.	Flood Regulation works in Quetta Circle.	Un-approved	0.857	0.200	..	0.200	0.200
141.	Flood Regulation Works in Kalat Circle.	Do.	0.820	0.212	..	0.189	0.100
142.	Other Works (in progress)	Do.	..	1.179	..	0.496 } 0.683 }	0.233
A. D. C.															
143.	Flood Protection Works in Ghulam Muhammad Barrage.	Approved.	1.564	2.000	..	2.000	0.720
144.	Stone Pitching and Stone Apron along Mullah Katiar Bund (Ghulam Muhammad Barrage area).	Do.	2.000	1.526	..	1.000	0.234
OPEN CANALS															
Irrigation Department															
145.	Conversion of Burala Branch extension into perennial Channel.	..	0.948

146.	Remodelling of Burala Branch from head to tail and further extension.	..	1.704
147.	Construction of Syphon at R.D. 89,400 Upper Chenab Canal.	0.500
148.	Remodelling of Bara Nullah	0.743
149.	Providing residential accommodation for Officers of Irrigation Department at Peshawar.	Approved.	1.050	0.100	0.500
150.	Construction of residential quarters at Peshawar for Non-Gazetted staff of Irrigation Department.	Approved	0.500	0.500	..	0.500
151.	Lining of Kabul River Canal between R.D. 73,000 to 10,600 in reaches.	Unapproved	1.008	0.100	..	0.100	0.500
152.	Reconditioning of existing metalled roads, Lower Swat.	..	0.300	0.322	..	0.300
153.	Soling, metalling and tarring roads along Distributary No. 5 from head to tail.	Approved	0.385	0.154	..	0.150
154.	Soling, metalling and tarring roads along Khan Mahi Branch.	Unapproved	0.502	0.377	..	0.300	0.053
155.	Construction of Aurangabad Syphon at R.D. 145,350.	Do.	4.629	4.290	0.300	0.550	0.300
156.	Construction of Sidhnai Spill Channel at Sidhnai.	Approved	19.500	4.483	..	0.500	0.600
157.	Construction of a New Fall at R.D. 15,000 of Rohri Canal.	Do.	4.110	3.708	..	0.600	0.200	0.500	..
158.	Raising full Supply level in Nasir Branch.	Under Submission.	1.078	0.001
159.	Raising and strengthening of Nasir Branch and conversion of non-inspection path into motorable condition (Nasir Branch R.C.C.).	Do.	0.565	0.524

(Million Rupees)

Sl. No.	Name of the Scheme	Status of the Scheme	Estimated cost	Estimated expenditure during the 2nd Plan period	Third Plan Allocation	Revised Estimates for 1964-65	Provision for 1965-66	Foreign Exchange required for 1965-66			Source of Foreign Aid	Expenditure in subsequent years			
								Total	Foreign Aid	Own resources		1966-67	1967-68	1968-69	1969-70
1	2	3	4	5	6	7	8	9	10	11	12	13	14	15	16
160.	Construction of seven concrete bridges on Rohri Canal on the National High Way.	Approved	4.510	2.993	..	1.800	1.260
161.	Construction of Chachar Pumping Scheme.	Do.	0.686	0.594	..	0.228
162.	Grown More Food Pumping Scheme along 44 miles of Eastern Nara Canal.	Do.	1.321	0.026	0.081
163.	Construction of Sadarat Minor No. 2 ex-Jamrao Canal.	Under Submission.	0.595	0.057	0.296
164.	Construction of Tando Masti Khan Fall.	Approved	1.809	0.050	..	0.023	0.250
165.	Construction of Subsidiary weir below Main Jamrao Weir at R. D. 12 of NCH cut of Nara (N.C.C.).	Do.	3.633	..	2.233	0.400	1.000	1.233
166.	Guniting of the arches of Sukkur Barrage Gates.	Do.	1.226	0.030	0.726	0.025	0.500	0.226
167.	Extension of Setharki Minor musrat Branch.	Do.	1.431	1.050	0.381
168.	Chur Nullah Irrigation Scheme	..	0.484
169.	Badinzai Irrigation Scheme.	..	1.127	0.010	..	0.010
170.	Kibzai Irrigation Scheme.	.. Unapproved	0.947	0.762	..	0.010
171.	Survey of Kach Plain.	..	1.600	0.554	..	0.200	0.200
172.	Construction of residential buildings in Quetta Circle.	.. Unapproved	5.094	4.775	0.821	0.266	0.100	0.721
173.	Construction of Diversion Weir in Kil Kaur.	Approved	1.267	0.888	..	0.100	0.100
174.	Bibi Nani Irrigation Scheme.	Do.	0.775	0.250	..	0.250

175.	Sangsilla Irrigation Scheme, Quetta.	Approved	0.609	0.262	..	0.003	0.050
176.	Untam Irrigation Scheme	Do.	0.500	0.037	..	0.025	0.200	0.010
177.	Remodelling of Lehri River Distribution System.	Do.	2.381	1.403	..	0.400	0.500	0.078
178.	Beji Rud Perennial and Flood Irrigation Scheme.	Do.	1.707	1.313	..	0.500	0.128
179.	Mir Ali Khel Irrigation Scheme	Do.	0.674	0.664	..	0.300	0.075
180.	Toiwar Flood Irrigation Scheme	Do.	0.481	0.397	..	0.091	0.084
181.	Lining of Channels in Lora Lai Irrigation Division.	Do.	0.550	0.449	..	0.150	0.100
182.	Sukhleji Irrigation Scheme	Do.	0.638	0.052	..	0.050	0.100
183.	Remodelling of Bolan Weir Distribution System.	Do.	0.561	0.125	..	0.100	0.200
184.	Construction of Irrigation Colony at Quetta.	Do.	4.000	0.642	..	0.500	0.500	1.000	1.000	1.194	..
185.	Diversion weir in Kaha Nullah near Muranj in Bugti area.	Do.	0.920	0.290	..	0.200	0.230
186.	Construction of Dubba Irrigation Scheme.	Do.	0.517	0.507	..	0.300	0.010
187.	Construction of Chacha Irrigation Scheme.	Do.	0.574	0.393	..	0.200	0.017	0.462
188.	Chattar Irrigation Scheme	Do.	0.400	0.050	..	0.050
189.	Sazoo Irrigation Scheme	Do.	0.466	0.423	..	0.200	0.043
190.	Loi Irrigation Scheme	Do.	0.456	0.439	..	0.300	0.017	0.017	..	0.017
191.	Wam Tangi Irrigation Scheme	Do.	1.682	0.899	..	0.600	0.755	0.036	..	0.036	..	0.028
192.	Construction of Brewery Tangi Irrigation Scheme.	Unapproved	0.500	0.100	..	0.100	0.200
193.	Kassi Shieldara Irrigation Scheme.	Do.	1.300	0.300	0.300
194.	Murghi Kotal Irrigation Scheme.	Do.	1.000	1.000	0.550
195.	Construction of Umal Scheme.	Do.	1.300	0.100	..	0.100	0.300	0.500	0.400
196.	Construction of Gharki Irrigation Scheme.	Do.	1.050	0.010	..	0.010	0.100	0.550
197.	Lal Ghat Irrigation Scheme.	Do.	0.450	0.050	..	0.050	0.200

Sl. No.	Name of the Scheme	Status of the Scheme	Estimated cost	Estimated expenditure during the 2nd Plan period	Third Plan Allocation	Revised Estimates for 1964-65	Provision for 1965-66	Foreign Exchange required for 1965-66			Source of Foreign Aid	Expenditure in subsequent years			
								Total	Foreign Aid	Own resources		1966-67	1967-68	1968-69	1969-70
1	2	3	4	5	6	7	8	9	10	11	12	13	14	15	16
198.	Construction of Sarbrah Tangi Irrigation Scheme.	Unapproved	0.600	0.050	..	0.050	0.200	0.150
199.	Construction of Urgus Irrigation Weir and Channel.	Approved	0.600	0.100	..	0.100	0.100	0.100
200.	Poewar Irrigation Scheme	.. Unapproved	0.750	0.100	..	0.100	0.100	0.350
201.	Katori Irrigation Scheme	.. Do.	0.660	0.050	..	0.050	0.100	0.360
202.	Pehlwa Pain Irrigation Scheme in Dera Bhugti area.	Do.	1.600	0.100	0.500	0.500
203.	Ahmedi Dargah Irrigation Scheme.	Approved	0.450	0.005	..	0.005	0.100	0.100
204.	Nattar Tangi Irrigation Scheme	Do.	0.490	0.100	..	0.100	0.100	0.090
205.	Shapuli Irrigation Scheme	.. Do.	0.330	0.050	..	0.050	0.100	0.030
206.	Duki Hydrel Irrigation Scheme	Do.	1.000	0.050	..	0.050	0.400	0.300	..	0.300	..	0.300
207.	Musa Khel Flood Irrigation Scheme.	Unapproved	0.800	0.010	..	0.010	0.160	0.400
208.	Sharigh Irrigation Scheme	Do.	0.800	0.010	..	0.010	0.100	0.400
209.	Chutiar Valley Irrigation Scheme.	Do.	1.000	0.050	..	0.050	0.100	0.600
210.	Chakrali Irrigation Scheme	Do.	0.415	0.030	..	0.030	0.100	0.065
211.	Construction of weir on Windor Dhora.	Approved	1.500	0.828	..	0.050	0.422
212.	Construction of residential buildings in Kalat Circle.	Unapproved	1.067	0.100	..	0.100	0.080
213.	Construction of non-residential buildings in Kalat Circle.	Do.	1.000	1.068	..	0.200	0.080
214.	Titian Nari Irrigation Scheme	Do.	1.532	0.902	..	0.300	0.375

215.	Uthal Kantara Irrigation Scheme.	Un-Approved	1.081	1.178	..	0.400	0.257
216.	Flow Irrigation scheme from Siran River for Higher Lands and Pakhli Plan.	Do.	0.880	0.635	..	0.073	0.238
217.	Mianwali Lift Irrigation Scheme	Do.	4.925	0.333	..	0.333
218.	Other Works (in progress)	2.815 } 0.150 }	..	2.815 } 0.150 }	2.000
219.	Tools and Plant and Suspense	-4.489	..	-4.489	2.273	2.000	..	2.000
Frontier Regions:																
220.	Irrigation Scheme pertaining to merged areas of Mardan and Hazara Districts.	Approved
221.	Tarai Lift Irrigation Scheme in Malakand Agency.	Do.	0.241	0.102	..	0.026	0.102
222.	Mori Lasht Irrigation Scheme in Chitral State.	Do.	0.29	0.042	..	0.025	0.020
223.	Bakarabad Irrigation Scheme in Chitral State.	Do.	0.202	0.069	..	0.025	0.156
224.	Irrigation Scheme for Bichi Kaskai in North Waziristan Agency.	Do.	..	0.017	..	0.017
225.	Bara River Canal Scheme	Un-approved	28.200	0.148 +0.858	..	0.858	1.200	0.200	..	0.200	..	5.000	5.000	5.000	7.552	..
226.	Tubewells Irrigation Scheme (Idak and Khajori Plain).	Do.	0.577	0.252	..	0.250	0.295	0.084	..	0.084	..	0.022
227.	Spin Plain Irrigation Scheme	Do.	1.577
228.	Wana Plain Irrigation Scheme	Do.	0.240
229.	Shin Tangi Irrigation Scheme in Kurram Agency Region.	Do.	0.600	0.005
230.	Mallana Irrigation Scheme in Kurram Agency.	Un-approved	1.211	0.065	..	0.050	0.400	0.811
231.	Zaran Irrigation Scheme in Kurram Agency.	Do.	2.000	0.017
232.	Gandigar Irrigation Scheme	Do.	2.125	0.130	..	0.130	0.400	0.800	0.525	0.400
233.	Kot Lift Irrigation Scheme	Approved	0.099	0.070
234.	Construction of Small Irrigation Schemes in Frontier Region.	Do.	0.744
Total Water (a) (On-going Schemes).							415.466	139.572	106.510	33.062						

Sl. No.	Name of the Scheme	Status of the Scheme	Estimated cost	Estimated expenditure during the 2nd Plan period	Third Plan Allocation	Revised Estimates for 1964-65	Provision for 1965-66	Foreign Exchange required for 1965-66			Source of Foreign Aid	Expenditure in subsequent years			
								Total	Foreign Aid	Own resources		1966-67	1967-68	1968-69	1969-70
1	2	3	4	5	6	7	8	9	10	11	12	13	14	15	16
<i>(b) Water:</i>															
<i>New Schemes:</i>															
Multi-purposes Development Schemes:															
Irrigation Department:															
1.	Balloki-Sulemanki Link	.. Approved	3.900	1.000
2.	Bombanwala-Ravi Bedian Link	Do.	2.500	0.900
3.	Marala-Ravi Link Do.	0.700	0.400
4.	Feasibility studies for Hingol Dam Project.	Un-approved	30.000	..	29.600	..	0.500	0.200	..	0.200	..	0.600	7.000	10.000	11.500
5.	Feasibility studies for Dams on Dasht River.	Do.	20.000	..	19.800	..	0.500	0.200	..	0.200	..	0.300	6.000	6.000	7.000
6.	Construction of Kot Najib Ullah non-perennial channel from Daur River at Sarai Saleh.	Do.	1.600	..	1.600	..	0.600	0.100	..	0.100	..	0.600	0.400
WAPDA															
7.	Dir Hydel Scheme Do.	2.000	..	2.000	..	1.000	0.600	..	0.600	..	1.000
8.	Tali Tangi Do.	9.700	..	9.700	..	0.500	5.000	4.200
A. D. C.]															
9.	Thal Tube-well Project (Thal Development Authority).	Approved	2.930	1.200
10.	Construction of new small dams under Small Dams Organization, (Rawalpindi and Peshawar).	Do.	1.400

Investigations and Survey:

Irrigation Department:

11.	Re-organization of Irrigation Research Institute, Lahore, Phase II.	Under preparation.	5.000	..	4.500	..	0.500	0.200	..	0.200	..	1.000	1.000	1.000	1.000	
12.	Channel Regime Observation Programme.	Do.	2.994	..	2.947	..	0.500	0.039	..	0.039	..	1.136	0.437	0.437	0.437	
13.	Construction of Radio Isotope Research Centre at Irrigation Research Institute, Lahore.	Do.	0.905	..	0.810	..	0.300	0.220	0.180	0.030	0.030	
14.	Survey and investigations for Irrigation Facilities in riverain area.	Approved	9.709	2.000	0.750	..	0.750	..	3.209	
15.	Survey and Investigation in Quetta Circle.	Do.	1.400	0.200	0.060	..	0.060	..	0.300	
16.	General Investigation, Irrigation Planning in Investigation Directorate.	Do.	0.600	
17.	General Survey and Investigation in Planning and Development Directorate—	} Un-approved	4.795	..	2.880	..	0.300	0.050	..	0.050	..	0.500	0.500	0.780	0.800	
	(a) Lora Muskhel and other Desert Streams.															
	(b) Porali Basin															
	(c) Kachi Plain															
	(d) Zhob Basin and other streams.															
18.	Survey and Investigation in Ka lat Circle.	Un-approved	1.000	..	1.000	..	0.100	0.030	..	0.030	..	0.200	0.300	0.200	0.200	
A. D. C.																
19.	General Investigation for selection of Small Dams sites during the year 1965-66.	Do.	0.360	0.018	..	0.018	
Frontier Regions:																
20.	Survey and Investigation of schemes in Frontier Region (Dera Ismail Khan Division).	Do.	0.301	..	0.301	..	0.301	

Sl. No.	Name of the Scheme	Status of the Scheme	Estimated cost	Estimated expenditure during the 2nd Plan period	Third Plan Allocation	Revised Estimates for 1964-65	Provisions for 1965-66	Foreign Exchange required for 1965-66			Source of Foreign Aid	Expenditure in subsequent years			
								Total	Foreign Aid	Own resources		1966-67	1967-68	1968-69	1969-70
1	2	3	4	5	6	7	8	9	10	11	12	13	14	15	16
Tube-well and Small Irrigation Schemes:															
Irrigation Department:															
21.	Campbellpur Tube-well Irrigation Scheme for 40 Nos. Tube-wells and 60 Nos. Trial Bores.	Approved	2.145	0.800
22.	Construction of Kapip Hydel Scheme.	Un-approved	1.000	0.100	0.400	0.300
23.	Dhadar Hydel Scheme ..	Do.	0.700	0.100	0.500
24.	Diversion of Toga Nullah ..	Do.	0.900	..	0.800	..	0.100	0.500	0.200
25.	Construction of Sawar Kaur Irrigation Scheme.	Un-approved	0.800	0.126	0.400
26.	Construction of Balagattar Irrigation Scheme.	Do.	1.500	..	1.427	..	0.127	0.400	0.400	0.500	..
27.	Construction of Gurak Sub-surface Weir.	Do.	0.400	..	0.400	..	0.100	0.300
28.	Other Works (Schemes below 4 lac).	0.700
Frontier Regions:															
29.	Improvement of existing scheme and construction of new small schemes in Frontier Region.	Un-approved under preparation.	3.498	..	3.498	..	0.900	0.800	0.800	0.998	..
30.	Construction of sub-surface weir at the head of Sakharzai vial and improvement and protection of the existing vial near its head reaches against the action of Tochi River in Miran Shah Tehsil.	Do.	0.600	..	0.600	..	0.274	0.163	0.163
31.	Construction of sub-surface weir in Khairsora river at the head of Bichi Kashkai Channel in Mir Ali Tehsil.	Do.	0.400	..	0.400	..	0.100	0.100	0.100	0.100	..

32.	Shaki Khairsora Plain Irrigation Scheme.	Un-Approved (Under preparation)	1.000	..	1.000	..	0.200	0.200	0.200	0.200	0.200
Drainage, Reclamation and Tube-wells															
Irrigation Department															
33.	Remodelling of Ganjibar Drain	Do.	1.179	..	1.175	..	0.300	0.500	0.375
34.	Remodelling of Hujra Drain	Do.	0.500	..	0.500	..	0.250	0.250
35.	Construction of Chakbandi Drainage System.	Do.	8.716	0.500	4.400	3,940
36.	Providing drainage facilities to Pindi Bhattian-Rasulpur.	Do.	2.500	..	2.500	..	0.100	0.500	1.000	0.500	0.400
37.	Master Plan for reclamation of water-logged area in Peshawar District.	Do.	1.996	..	1.996	..	0.200	0.200	0.200	0.096	1.300
38.	Flood drainage scheme in Lower Sind area of Sukkur Zone.	Under preparation.	129.524	..	17.000	..	1.000	4.000	4.000	4.000	4.000
A.D.C.															
39.	Surface Drainage in Gaja Area (G. M. Barrage).	Approved	25.000	..	19.000	..	2.000	1.500	1.500	4.500	4.500	4.000	4.000
Land and Water Development Department															
40.	Purchase of one rig	0.100	0.100	..	0.100
41.	Construction of residential quarters for tube-well operators.	0.700
Flood Regulations															
Irrigation Department															
42.	Conversion of left bank of Shahdara Distributary into flood embankment R.D. 0/44.	Unapproved	0.847	..	0.847	..	0.477	0.370
43.	Conversion of left bank of Dipalpur Canal into flood embankment R. D. 18,800/13,600.	Do.	0.430	..	0.430	..	0.200	0.230
44.	Training of Kabul River near Khaskhi Lift Irrigation Scheme.	Do.	0.921	..	0.921	..	0.800	0.121
45.	Construction of flood embankment from tail Raja to R.D. 17,000 Lakh minor and strengthening right bank of Lakh Minor from R.D. 17,000 to tail.	Do.	0.700	..	0.500	..	0.200	0.300

(Million Rupees)

Sl. No.	Name of the Scheme	Status of the Scheme	Estimated cost	Estimated expenditure during the 2nd Plan period	Third Plan Allocation	Revised Estimates for 1964-65	Provision for 1965-66	Foreign Exchange required for 1965-66			Source of Foreign Aid	Expenditure in subsequent years			
								Total	Foreign Aid	Own resources		1966-67	1967-68	1968-69	1969-70
1	2	3	4	5	6	7	8	9	10	11	12	13	14	15	16
Power :															
<i>On-going Schemes :</i>															
1.	Secondary Transmission and Distribution System.	Approved	292.275	267.935	..	41.477	3.330	0.300	..	0.300
2.	Upper Sind (Sukkur) Thermal Scheme.	Do.	60.800	47.543	..	22.800	12.000	12.000	12.000
3.	Village Electrification ..	Do.	325.000	2.000	..	2.000	10.000	3.500	0.500	*3.000	..	70.000	70.000	42.500	42.500
4.	2nd Circuit on Multan-Lyallpur Transmission Line.	Do.	24.400	7.000	..	7.000	12.800	5.800	5.800	3.500
5.	Lower Sind (Hyderabad) Extension.	Do.	34.000	16.766	..	10.716	12.669	5.267	5.067	0.200	..	2.000
6.	Additional Thermal Generation in West Pakistan (Natural Gas Power Station, Lyallpur).	Do.	137.500	17.824	..	15.060	65.000	40.000	40.000	50.000	4.736
7.	Quetta Thermal Station ..	Do.	50.000	48.985	..	13.098	0.469	0.304	0.304
8.	Extension of Upper Sind (Sukkur) Thermal Scheme.	Do.	86.400	14.902	..	14.700	25.000	15.000	15.000	21.000	4.000
9.	Research and Test Laboratory.	Do.	4.700	2.010	..	2.010	1.250	0.500	..	0.500	..	2.450
10.	Lower Sind (Hyderabad) Thermal Scheme.	Do.	50.000	35.686	..	1.500	0.500
Total Power (On-going Schemes).							143.018	82.671	78.671	4.000	..				
<i>New Schemes :</i>															
1.	Thermal Station Southern Zone 200 MW.	Un-approved	195.000	3.000	1.500	1.500	55.000	50.000	30.000	10.000
2.	Northern Zone Transmission Line.	Do.	160.000	8.000	5.000	5.000	50.000	45.000	20.000	20.000
3.	Southern Zone Transmission Line.	Do.	113.000	5.000	3.500	3.500	40.000	30.000	20.000	8.000
4.	System Addition Renewals and Replacement (D.O.P.).	Do.	475.000	90.000	40.000	34.000	6.000	..	100.000	100.000	85.000	65.000

*To be utilized only against barter.

5. Mobile Generating Equipment	Do.	20.000	18.000	13.500	..	13.500
6. Warsak Re-regulating Facilities.	Do.	82.700	..	82.700	..	1.000	1.000	1.000	60.000	21.700	..
Total Power (New Schemes)						125.000	64.500	45.000	19.500				
Total Power (On-going and New).						268.018	147.171	123.671	23.500				
Grand Total (Water and Power)						716.419	290.590	231.681	58.909				

INDUSTRY

Sl. No.	Name of the Scheme	Status of the Scheme	Estimated cost	Estimated expenditure during the 2nd Plan period	Third Plan Allocation	Revised Estimates for 1964-65	Provision for 1965-66	Foreign Exchange required for 1965-66			Source of Foreign Aid	Expenditure in years			
								Total	Foreign Aid	Own resources		1966-67	1967-68	1968-69	
1	2	3	4	5	6	7	8	9	10	11	12	13	14	15	16
<i>On-going Schemes :</i>															
Directorate of Industries :															
1.	Government Leather Centre at Hyderabad.	..	0.698	0.605	..	0.141	0.018
2.	Industrial Estate for large scale and medium industries, West Pakistan at Sukkur.	Approved	7.340	1.000	0.163	..	0.163	..	0.440
3.	Industrial Estate for large scale and medium industries in West Pakistan at Multan.	Do.	8.400	1.000	0.162	..	0.162	..	0.470
4.	Industrial Estate for large scale and medium industries in West Pakistan at Jhelum.	Do.	9.100	1.650	0.100	..	0.100	..	2.000
5.	Industrial Estate for large and medium industries at Sargodha.	Do.	6.220	1.350	0.050	..	0.050	..	1.870
6.	Industrial Estate for large and medium industries, Rahim Yar Khan.	Do.	6.220	1.300	0.050	..	0.050	..	0.120
7.	Industrial Estate for large and medium Industries, Peshawar.	Do.	6.220	1.200	0.100	..	0.100	..	0.300
8.	Re-organisation of Government Metal, Surgical and Allied Industries Development Centre, Sialkot.	Do.	0.703	0.580	..	0.580	0.064
West Pakistan Industrial Development Corporation :															
Small Industries Division :															
9.	Development of Sericulture Industry.	Approved by P.D.W.P.	2.674	3.170	..	0.922	0.350	0.600	0.650	0.700	0.750

10.	Wool Spinning and Weaving Centre, Mastung (Kalat Division).	Approved by P.D.W.P.	1.350	-0.088	..	0.088	0.235	0.120	0.125	0.125	0.130
11.	Ceramic Institute for Potters at Gujrat.	Do.	1.543	1.048	..	0.470	0.584	0.300	0.313	0.320	0.340
12.	Development - cum - Training Centres for Carpet Industry at Peshawar, Hyderabad, Nushki, Bannu, Gujjar Khan, Bahawalpur, Leiah and Mithi.	Do.	5.332	1.852	..	0.569	0.400	0.200	0.225	0.240	0.250
13.	Metal and Wood Workshop Urmer (Pabbi, Peshawar).	Do.	0.331	0.149	..	0.105	0.105	0.085	0.095	0.100	0.105
14.	Textile Training Centre, Urmer	Do.	0.296	0.044	0.100	0.080	0.090	0.095	0.200
15.	Ceramic Training Centre, Pabbi.	Do.	0.173	0.045	0.075	0.060	0.065	0.070	0.075
16.	Cottage Industries Development Centres at Dera Ismail Khan, Rawalpindi, Lahore, Multan, Khairpur, Hyderabad, Quetta, Bahawalpur, Peshawar, Murree, Kalat and Loralai.	Do.	5.240	2.567	..	0.425	0.273	0.450	0.470	0.490	0.515
17.	Rural Industrial Extension Service Programme.	Do.	0.365	0.256	..	0.074	0.100	0.080	0.085	0.090	0.095
18.	Metal Industries Common Facility Centre at Shikarpur.	Do.	0.342	0.133	..	0.013	0.190	0.138	0.140	0.145	0.150
19.	Sports Goods Service Centre, Sialkot.	Do.	1.080	0.539	..	0.134	0.325	0.200	0.200	0.128	0.132	0.136	0.140
20.	Eight Small Industrial Estates at Gujrat, Peshawar, Sialkot, Gujranwala, Bahawalpur, Quetta, Larkana and Sukkur.	Do.	24.859	17.913	..	-1.531	1.663
21.	W.P.I.D.C. Handicrafts Design and Publicity Centre at Lahore and Karachi.	Do.	1.998	1.630	0.240	0.240	0.240	0.240	0.240
22.	Small Textile Industries Service Centre at Multan.	Do.	1.035	1.067	..	0.285	0.180	0.142	0.146	0.150	0.150
23.	Light Engineering Service Institute at Gujranwala.	Do.	6.029	1.527	..	0.611	0.767	0.413	0.413	0.354	0.360	0.365	0.370
24.	Cutlery and Small Tools Service Centre at Nizamabad.	Approved by P.D.W.P.	0.973	1.268	..	0.200	0.200	0.200	0.210	0.215	0.220
25.	Grant-in-aid to Small Industries Corporation (Headquarters and Zonal Offices).	Approved ..	20.000	7.117	..	2.695	1.600	3.500	3.700	3.900	4.000

(Million Rupees)

Sl. No.	Name of the Scheme	Status of the Scheme	Estimated cost	Estimated expenditure during the 2nd Plan period	Third Plan Allocation	Revised Estimates for 1964-65	Provision for 1965-66	Foreign Exchange required for 1965-66			Source of Foreign Aid	Expenditure in subsequent years			
								Total	Foreign Aid	Own resources		1966-67	1967-68	1968-69	1969-70
1	2	3	4	5	6	7	8	9	10	11	12	13	14	15	16
26.	Small Industries Institute, Lahore.	Approved	4.521	3.040	3.552	1.890	1.821	1.200	1.200	0.420	0.425	0.435	0.450
27.	Pottery Development Centre at Bhag.	Do.	0.140	0.113	0.226	0.051	0.066	0.040	0.040	0.040	0.040
28.	Service and Common Facility Centre (Light Engineering), Karachi.	Do.	1.657	1.753	1.611	0.114	0.525	0.261	0.270	0.275	0.280
29.	Wool Spinning and Weaving Development-cum-Training Centre, Jaseed.	..	1.350	0.165	0.525	0.140	0.025	0.120	0.125	0.125	0.130
Large Scale Industries															
30.	Development of Coal Deposits, Central Block, Sore Range.	Approved by N.E.C.	26.000	16.465	5.500	0.500	2.600	1.600	1.600	0.300	2.600
31.	White Cement Plant, Daudkhel	Do. ..	7.100	3.800	..	0.350	4.000	3.071	3.071
32.	Development of Coal Deposits, Sharigh.	Approved by C.D.W.P.	33.835	14.811	14.500	0.500	3.500	2.500	2.500	3.000	4.000	4.000	..
33.	Development of Deghari Mines	Approved by N.E.C.	38.143	9.670	23.400	2.045	3.900	2.500	2.500	5.000	5.000	5.000	4.500
✓ 34.	Extension of Pak. American Fertilizer Factory Daudkhel.	Do.	35.000	1.400	10.000	5.000	5.000
35.	Karachi Shipyard and Engineer Works, Phase II, Part I.	Unapproved	32.000	3.741	22.470	2.668	1.500	0.500	0.500	10.000	10.907
36.	Expansion of Zeal Pak Cement Factory Hyderabad (5th and 6th Kiln).	Do.	73.500	5.175	..	2.125	43.213	17.173	17.173
37.	Purchase of Hyderabad Trust Refractory Factory and Maching of Hyderabad Trust Clay Works, Landhi.	Approved by N.E.C.	5.217	0.500	..	0.500	1.000

38.	Coaltar Distillation Plant, Daudkhel.	Approved	1.525	0.150	..	0.150	0.500	0.450	..	0.450	
39.	Management Development Programme.	Unapproved	5.298	1.900	..	1.087	0.451	
40.	Timber Preservation and Treatment Project Havelian.	..	1.350	1.200	..	1.100	0.150	
41.	Timber Seasoning Plant, Piranwala.	..	0.450	0.250	..	0.200	0.200	
42.	Expansion of Penicillin Factory, Daudkhel.	Approved by N.E.C.	5.160	0.100	0.100	0.100	
43.	Heavy Engineering Complex ..	Unapproved	150.000	1.000	..	1.000	1.000	0.800	0.800	40.000	30.000	35.000	25.000	
44.	Pakistan Machine Tool Factory, Karachi.	Approved	116.200	8.000	..	8.000	20.000	10.000	10.000	25.000	20.000	27.300	..	
45.	Heavy Electrical Complex ..	Unapproved	100.000	0.300	..	0.300	1.000	0.800	0.800	20.000	20.000	25.000	20.000	
46.	Pencil Slate Manufacturing Plant, Ziarat.	Approved	0.850	0.106	..	0.106	0.425	0.106	..	0.106	
47.	Industrial Test on full scale of Chichali Iron Ore at Salzgitter Blast Franace in West Germany.	Do.	2.250	1.880	..	1.880	0.370	0.200	..	0.200	
Salt Mines Division																
48.	Installation of Table Slat Manufacturing Plant Warcha Salt Mines, Warcha, Sargodha.	Do.	0.800	0.105	..	0.055	0.520	0.200	0.200	
Printing and Stationery Department																
49.	Shifting of Jail Press to new site Kot Lakhpat.	Do.		0.355	0.355	..	0.750	
50.	Paper godown between the Press mosque and menials quarters in the Secretariat Press.	Do.	0.325	0.005	0.005	3.12	0.009	
51.	Training Centre in Patti Making at Dir.	Do.	0.195	0.020	..	0.306	0.035	0.035	0.040	0.045	0.050	
52.	Training Centre in Druggest Making at Dir.	Do.	0.218	0.020	..		0.032	0.040	0.040	0.045	0.050
53.	Training Centre in Patti Making, Sawat.	Do.	0.196	0.020	..		0.035	0.035	0.040	0.045	0.050

Total (On-going) ..

102.696 47.438 46.057 1.381

(Million Rupees)

Sl. No.	Name of the Scheme	Status of the Scheme	Estimated cost	Estimated expenditure during the 2nd Plan period	Third Plan Allocation	Revised Estimates for 1964-65	Provision for 1965-66	Foreign Exchange required for 1965-66			Source of Foreign Aid	Expenditure in subsequent years			
								Total	Foreign Aid	Own resources		1966-67	1967-68	1968-69	1969-70
1	2	3	4	5	6	7	8	9	10	11	12	13	14	15	16
<i>New Schemes :</i>															
1.	Reorganization of Government Industrial Research Laboratory, Lahore and the Workshop attached to it.	Approved	3.500	0.300	0.200	..	0.200	..	1.101	0.500	0.500	0.500
2.	Reorganization of Government Weaving and Finishing Centre, Shahdara (Expansion of Existing capacity).	Do.	3.500	0.750	0.500	..	0.500	..	1.200
3.	Scheme for grant of Scholarships for Industrial Education.	Do.	..	0.281	..	0.023	0.032
4.	Minor Works (Industries) ..	Do.	0.025	0.025
5.	West Pakistan Quality Control Bureau.	Do.	5.000	0.450	0.200	..	0.200	..	1.220	0.540	0.540	0.540
6.	Conversion of Model Tanning and Footwear Centre into Govt. Trades Centre, Gujranwala.	Do.	0.200	0.100	..	0.100
7.	A.C. Government West Pakistan Factories (Rohri and Wah), Modernization and Expansions.	Unapproved	1.000	0.500	0.500	0.000	25.000	18.300	5.000
Large Scale Industries															
8.	Petro-Chemical Plant ..	Unapproved	630.000	0.500	0.150	..	0.150	..	100.000	120.000	120.000	110.000
9.	Fertilizer Plant	0.500	0.200	..	0.200
10.	Iron and Steel Plant ..	Unapproved	15.000	0.500	0.250	..	0.250	..	30.000	40.000	40.000	3.500
11.	Development of others minerals (Copper, Hauxite and China Clay).	Do.	22.400	0.500	0.250	..	0.250	..	5.900	5.500	5.000	5.000
12.	Extension of Power Station at Zeal Pak Cement Factory, Hyderabad.	Do.	20.000	3.750	1.250	1.250	7.500	7.500

13.	Construction of P.I.D.C. House at Lahore.	Do.	14.840	0.500	7.500	5.800
14.	Revolving Credit for survey and investigation (Recoupment of expenditure incurred).	Do.	0.598	0.598
✓ 15.	Lyallpur Chemical Fertilizer Factory.	Do.	1.500	1.200	1.200
	<i>Salt Project</i>														
16.	Solution Mining of Rock Salt	Do.	4.000	0.100	1.000	1.000	0.550	..
	Small Industries:														
17.	Survey of Small Household Manufacturing Units in Karachi.	Approved by P.D.W.P.	0.115	0.040
18.	Handicrafts Development Centre for Druggest and Carpet making at Nagarparkar.	Unapproved.	0.230	0.050	0.041	0.045	0.050	0.055
	Stationery and Printing Department.														
19.	Increase in the Printing Capacity of the existing Presses.	Unapproved.	2.500	0.250	0.150	..	0.150
20.	Minor Works	Approved	0.034	0.025
	Frontier Regions														
21.	Construction of Sericulture Centre, Chitral.	Do.	0.050	0.050
22.	Construction of Metal Centre, Miranshah.	Do.	0.100	0.100
	Total New ..						11.720	4.950	2.950	2.000					
	Tools and Plants ..						0.017					
	(Grand Total Industry)					114.433	52.388	49.007	3.381					

FUELS AND MINERALS

(Million Rupees)

Sl. No.	Name of the Scheme	Status of the Scheme	Estimated cost	Estimated expenditure during the 2nd Plan period	Third Plan Allocation	Revised Estimate for 1964-65	Provision for 1965-66	Foreign Exchange required for 1965-66			Source of Foreign Aid	Expenditure in subsequent years			
								Total	Foreign Aid	Own resources		1966-67	1967-68	1968-69	1969-70
1	2	3	4	5	6	7	8	9	10	11	12	13	14	15	16
<i>New Schemes :</i>															
1.	Preparation of Development Schemes for Private Coal Mines.	Unapproved.	2.500	..	1.737	..	0.237	0.060	..	0.060	..	0.300	0.400	0.400	0.400
2.	Specific Investigation for development of Marble Industry.	Do.	1.000	..	1.000	..	0.200	0.060	..	0.060	..	0.200	0.200	0.200	0.200
3.	Specific Investigation and Preparation of Development Schemes for Selected Metalliferous and Non-Metalliferous Minerals.	Do.	6.500	..	6.000	..	0.300	0.150	..	0.150	..	1.300	1.300	1.600	1.300
Total (Fuels and Minerals) ..							0.737	0.270	..	0.270					

TRANSPORT AND COMMUNICATION

(Million Rupees)

Sl. No.	Name of the Scheme	Status of the Scheme	Estimated cost	Estimated expenditure during the 2nd Plan period	Third Plan Allocation	Revised Estimate for 1964-65	Provision for 1965-66	Foreign Exchange required for 1965-66			Source of foreign Aid	Expenditure in subsequent years			
								Total	Foreign Aid	Own resources		1966-67	1967-68	1968-69	1969-70
1	2	3	4	5	6	7	8	9	10	11	12	13	14	15	16
<i>On-Going Schemes :</i>															
100% Aided Roads (C.R.F.)															
1.	Improving and metalling Kotri Kashmore—Dera Ghazi Khan Road portion between Miran to Dera Ismail Khan (38 miles)	Approved.	7.568	3.075	..	0.800	0.298
2.	Constructing high level bridge on Kabul River at Jehangirabad	Do.	2.745	2.504	..	0.662	0.441
3.	Construction of Road from Inchnrian to Chatter Plain with a bridge over Batkas Nullah (21 miles).	Do.	2.450	1.839	..	0.092	0.532
4.	Construction of Jhelum Pind Dadan Khanroad. (43—75 miles).	Do.	10.800	1.500	..	0.300	0.500	2.227	0.500
5.	Construction of Rajanpur-Kashmore Road (65 miles).	Do.	8.470	3.404	..	0.800	0.900	1.500	1.000	0.235	..
6.	Construction of Jhat Pat Usta Muhammad Road (24.5 Miles).	Do.	1.230	0.828	..	0.050	0.197
7.	Construction of Kotri to Petaro Road (15.5 miles).	Do.	2.337	2.003	..	0.715	0.500
8.	Construction of a Coastal Road from Karachi to Bela-Awaran-Turbat and Pishin. (450 miles).	Do.	34.228	2.106	..	1.000	0.800	8.500	7.500	7.600	7.500
Total (100% Aided Roads)							..	4.168				

(Million Rupees)

Sl. No.	Name of the Scheme	Status of the Scheme	Estimated cost	Estimated expenditure during the 2nd Plan period	Third Plan Allocation	Revised Estimates for 1964-65	Provision for 1965-66	Foreign Exchange required for 1965-66			Source of Foreign Aid	Expenditure in subsequent years			
								Total	Foreign Aid	Own resources		1966-67	1967-68	1968-69	1969-70
1	2	3	4	5	6	7	8	9	10	11	12	13	14	15	16
50% Aided Roads (C.R.F.)															
1.	Pind Dadan Khan, Gojra Road :-														
	(i) Section Pind Dadan Khan Chak Nizam (6.82 miles).	Approved	2.116
	(ii) Section Chak Nizam to Gojra (15.35 Miles).	Do.	..	1.111	..	0.600	0.200
2.	Choa Saidan Shah-Kallar Road (17.62 miles).	Do.	1.028	0.088	..	0.040	0.039
3.	Kanial Mandra Road (11.08 miles).	Do.	0.540	0.196	..	0.120	0.200
Total (50% Aided Roads)							0.439					
Aided Roads of National Importance															
1.	Karachi-Hyderabad-Bahawalpur-Multan Road—														
	(a) Ex-Sind are a from mile 20—273 and 323—405 including diversion in mile 50—98.	Approved.	23.037	0.500	10.882	0.500	0.050
	(b) Ex-Khairpur State from mile 203—323.	Do.	3.000	0.007	3.293	0.007
	(c) Reconditioning of Karachi Highway Road mile 38—98	Do.	4.200	0.200	3.943	0.200	0.050
	(d) Reti to Uch 113.5 miles.	Do.	6.920	0.200	7.207	0.200
2.	Construction of Bahawalpur—Basti—Maluk, Multan—Montgomery Khanewal—Lahore.	Do.	2.867	..	3.009	0.200
	(a) Section Adamwahan to Basti Maluk 27.6 miles.														
Total (Aided Roads of National Importance).							0.100								

Other Provincial Roads

1. Improving Haripur—Sir Kot Road (18.26 miles).	Do.	1.392	0.610	1.041	0.179	0.173
2. Construction of motorable road from Kawai to Batta-Kundi (Kahgan Valley), Hazara District miles 41-1/2 Kacha).	Do.	1.167 3.817	1.905	2.426	0.500	0.600
3. Improving and widening the road from Dhansar to D.I.Khan portion between D. I. Khan and Darban (37 miles).	Do.	4.083	1.219	1.776	0.600	0.500	0.785
4. Widening black top road portion on Hazara Trunk Road from Hasanabdal to Abbottabad (45.37) miles).	Do.	1.430	..	1.430	..	{ 0.250 0.300	(Pr) (Lr.)
5. Construction of bridge over Miran—D.I.Khan Road (miles 15/6).	Do.	0.878	0.888	..	0.285	0.018
6. Soiling metalling and resurfacing Mardan—Nowshera—Nishatta Road (portion in Mardan District) (0.30 Miles).	Do.	1.510	1.476	..	0.440 0.163	0.100
7. Reconditioning of bridges on Hazara Trunk Road.	Do.	3.188	0.973	..	0.500	0.500 (Pr.) 0.250(Lr.)	0.715	0.500
8. Construction to Rehana Khanpur Haripur Pirkot via Road) (10 miles).	Do.	1.343	{ 0.330 0.179	..	{ 0.330 0.179
9. Construction of a bridge over Bhagairi Nullah in mile 3 between Kot Village and Shinki Bund.	Do.	0.248	0.214
10. Construction of Haripur Tarbella Road.	Do.	0.972	0.064
11. Construction of high level bridge over Teri Toi on Jatta-Shakardara Road in Kohat Division.	Do.	0.400	0.221	..	0.200	0.380
12. Training of river near Adozai Bridge.	Do.	0.355	0.155	..	0.155	0.200
13. Soiling, metalling and tarring Adina-Lahore Road.	Do.	1.400	0.300	..	0.300	0.385
14. Construction of Road from Shankargarh to Gulabad.	Do.	0.885	0.200	..	0.200	0.400

(Million Rupees)

Sl. No.	Name of the Scheme	Status of the Scheme	Estimated cost	Estimated expenditure during the 2nd Plan period	Third Plan Allocation	Revised Estimates for 1964-65	Provision for 1965-66	Foreign Exchange required for 1965-66			Source of Foreign Aid	Expenditure in subsequent years			
								Total	Foreign Aid	Own resources		1966-67	1967-68	1968-69	1969-70
1	2	3	4	5	6	7	8	9	10	11	12	13	14	15	16
<i>On-Going Schemes—contd.</i>															
15.	Soiling, metalling and surfacing Nowshera Ziarat-Kaka Sahib Road (P.R.F.).	Approved.	0.553	0.200	..	1.200	0.256
16.	Construction of Surdag Karak Kabir Killi Nari Idal Khel Road in Kohat District (P. R. F.).	Do.	1.000	0.200	..	0.200	0.300
17.	Soiling and metalling Khaki Oghi Road (P.R.F.).	Do.	0.700	0.200	..	0.200	0.500
18.	Constructing Daska-Pasur Road (18 miles).	Do.	1.669	1.370	..	0.450	0.180
19.	Constructing Sialkot-Zaffarwal Road 42 (miles).	Do.	2.013	1.311	..	0.600	0.200
20.	(i) Construction of Narowal-Jassar Road (5 miles).	Do.	{ 1.119	1.678	..	0.550	0.250
	(ii) Jassar-Shakargarh Road (18 miles).	Do.													
21.	Construction of metalled road from Campbellpur to Chauntra via Fatehjang Gali Jagir (24—70 miles up to Fatehjang).	Do.	2.037	0.853	..	0.350	0.120
22.	Construction of Shingle Road from Kalabagh to Shakardara connecting Bannu-Kohat Road in Mianwali District (24.82 miles).	Do.	4.850	2.969	..	{ 0.337 0.222	0.450
23.	Construction of Jang-Chiniot Road (50.6 miles).	Do.	3.248	1.538	..	{ 0.075 0.471	0.040
24.	Construction of Jhang-Shorkot Road (miles 30.36).	Do.	1.965	0.904	..	0.050	0.238

25.	Construction of Chund-Lalian Road (mile 104-21 (11.2 miles).	Do.	1.722	0.243	..	0.140	0.387
26.	Construction of Gujar Khan Pir Pallai Road (19.65 miles).	Do.	1.180	0.360	..	0.030	0.450
27.	Construction of Lower topa Galehera Gali Ban Road (16 miles).	Do.	2.266	0.878	..	0.200	0.400
28.	Construction of Chirah-Karror Road (10.17 miles).	Do.	1.902	1.025	..	0.326	0.424
29.	Road from Jassar to Ravi Bridge (3.25 miles). construction of Kakei Bund and Improvement to approach road to Jassar enclave.	Do.	0.534	0.200	..	0.200	0.134
30.	Construction of Bridge over Jhelum river at Jhelum.	Under consideration with CDWP.	15.500	2.608	..	2.000	6.000	2.200	0.400	1.800	..	2.300	1.000	..
31.	Construction of Bridge over Ravi River at Lahore (including design and investigation).	..	2.500	0.103	..	0.100	3.600	1.800	1.000	0.800	..	6.700	3.600	..
			14.425											
32.	Construction of Rewat-Kallar Road (16 miles).	Approved	1.137	0.986	..	0.400	0.151
33.	Construction of a bridge in mile 16 on Nikki Deg on Lahore-Sheikhupura Road.	Do.	0.692	0.439	..	0.373	0.234
34.	Reconditioning of Sheikhupura-Shahkot Road in Sheikhupura District (35.5 miles).	Do.	3.579	1.003	..	{ 0.400 0.400	0.576
35.	Construction of link road from Garh Maharja via Sultan Bahu to Khushab-Muzaffargarh Road mile 117/5 and from Ahmadpur Sial 1.55 miles to M. R. N. Road 127/7 (6.51 miles).	Do.	0.641	0.155	..	0.155	0.534
36.	Construction of Taxila by pass Road (2.5 miles).	Do.	0.291	0.150
37.	Construction of link road from mile 17/3 Kalabagh Shakardara Road to Tibassar Rest House (0.52 miles).	Do.	0.229	0.154	..	0.129	0.040
38.	Reconstruction of Kohala Bridge.	Do.	1.127	0.100	..	0.100	0.300	0.600

(Million Rupees)

Sl. No.	Name of the Scheme	Status of the Scheme	Estimated cost	Estimated expenditure during the 2nd Plan period	Third Plan Allocation	Revised Estimates for 1964-65	Provision for 1965-66	Foreign Exchange required for 1965-66			Source of Foreign Aid	Expenditure in subsequent years			
								Total	Foreign Aid	Own resources		1966-67	1967-68	1968-69	1969-70
1	2	3	4	5	6	7	8	9	10	11	12	13	14	15	16
64.	Constructing road from Ahmedpur East to Kotla Musa Khan—Bahawalpur District (110 miles).	Approved	0.750	0.753	..	0.450	0.070
65.	Construction of road from Mubarakpur to Kotla Khairpur via Dha Panjnad in Bahawalpur District (30 miles)	Do. ..	2.976	0.702	..	0.500	0.700	1.271	0.500
66.	Constructing road from Yazman Mandi to Kud Wala in Bahawalpur District (10 miles).	Do. ..	1.111	1.000	..	0.700	0.111
67.	Constructing metalled road from Chanigoth to mile 12 of K. L. P. Road in Bahawalpur District (7.5 miles).	Do. ..	0.674	0.672	..	0.475	0.060
68.	Constructing a link road from Nurpur Nauranga to Mubarakpur in Bahawalpur District (5 miles).	Do. ..	0.486	0.482	..	0.180	0.050
69.	Construction of metalled road from Khanpur to Nawan Kot in Rahimyar Khan District (1 miles).	Do. ..	0.808	0.723	..	0.520	0.100
70.	Constructing a metalled road from Liaquatpur to Khanpur (88 miles).	Do. ..	2.665	1.502	..	1.000	1.000	0.500
71.	Constructing a metalled road from Rahimabad-Dauwala to Guddu (14 miles).	Do. ..	1.527	1.088	..	0.874	0.500
72.	Constructing a metalled road from Rahimyar Khan to Gulmerg (4.25 miles).	Do. ..	0.346	0.400	..	0.200	0.020

73.	Constructing a metalled road from Bahawalnagar to Mandi Sadiq Gunj (30 miles).	Do.	..	4.006	1.397	..	1.000	0.300	1.300	0.500
74.	Constructing a metalled road from Mandi Sadiq Gunj to Suleimanki (21 miles).	Do.	..	2.397	0.897	..	0.500	0.300	0.500	0.400
75.	Constructing a metalled road from Fort Abbas to Yazman Section, Fort Abbas to Mansoor (40 miles).	Do.	..	3.811	0.996	..	0.700	1.000	1.000	0.500
76.	Constructing a metalled road from Chistian to Haroonabad via Qaziwala in Bahawalnagar District (130 miles).	Do.	..	2.498	0.946	..	0.800	0.600	0.500	0.500
77.	Constructing a metalled road from Chistian to Mehta Jehda in Bahawalnagar District (10 miles).	Do.	..	0.822	0.800	..	0.600	0.020
78.	Constructing a metalled road from Sidhnai Headworks to Jhang District Boundary in Multan District (10 miles).	Do.	..	0.992	0.400	..	0.400	0.500
79.	Constructing a metalled road from Dunyapur to Karor Pacca (15 miles).	Do.	..	3.322	0.400	..	0.400	0.500	1.057	1.064
80.	Improvement of Montgomery-Arifwala-Kebula-Bhukhan-Arifwala-Kabula-Bhukhan-Bahawalnagar Road.	Do.	..	3.549	0.750	..	0.750	0.900	1.000
81.	Constructing a metalled road from Hasilpur to Fort Abbas Section, Hasilpur to Chunawala (17 miles).	Do.	..	1.811	0.300	..	0.300	0.700	0.811
82.	Constructing a metalled road from Sidhilian Wali to P & D. Sidhnai Headworks (4 miles).	Do.	..	1.100	0.315	..	0.200	0.500
83.	Constructing Shahi Road (mile 49/2-57).	Do.	..	0.841	0.300	..	0.300	0.500
84.	Construction of Sanjarpur Walhar Road.	Do.	..	0.395	0.150	..	0.150	0.250	0.222
85.	Improvement of Ring Road round Mirpur Khas (8 miles).	Do.	..	0.602	0.100	..	0.100	0.030
86.	Improvement of Sanghar-Sindhri Road (26 miles).	Do.	..	1.560	1.680	..	{ 0.600 0.200	0.300

(Million Rupees)

Sl. No.	Name of the Scheme	Status of the Scheme	Estimated cost	Estimated expenditure during the 2nd Plan period	Third Plan Allocation	Revised Estimates for 1964-65	Provision for 1965-66	Foreign Exchange required for 1965-66			Source of Foreign Aid	Expenditure in subsequent years															
								Total	Foreign Aid	Own resources		1966-67	1967-68	1968-69	1969-70												
1	2	3	4	5	6	7	8	9	10	11	12	13	14	15	16												
87. Indus Highway Roads—																											
(i)	Improvement of Kotri-Sehwan Road (Laki Manjhand Section).	Approved ..	3.589	}	}	}	}	}	}	}	}	}	}	}	}												
(ii)	Improvement of Petaro-Manjhand Road (2.55 miles).	Do. ..	5.891																								
(iii)	Improvement of Manjhand Amri Road.	Do. ..	4.019																								
(iv)	Improvement of Amri-Laki Road (8 miles).	Do. ..	1.479																								
(v)	Improvement of Dadu-Sehwan Road (29 miles).	Do. ..	3.737													3.654	..	1.500	0.900	1.500	1.653
(vi)	Improvement of Lakki-Sehwan Road (13 miles).	Do. ..	1.882																								
(vii)	Improvement of Dadu K. N. Shah Road (Larkana Roads) Division (27.5 miles).	Do. ..	2,023																								
(viii)	Improvement of Dadu K. N. Shah Road (Dadu Roads) Division (27.5 miles).	Do. ..	0.900																								
88.	Improvement of Kambar-Drig Road (10 miles).	Do.	1.213	0.424	..	0.160	0.270												
89.	Improvement and metalling of Mirpur Khas-Omer Kot Road (58.39 miles).	Do.	4.680	0.926	..	0.500	0.400	0.700	1.000	0.500	0.500												
90.	Improvement of Kambar-Shahdadkot Road (17.15 miles).	Do.	0.943	0.728	..	0.500	0.300												
			1.590																								

91. Improvement of Tando Allahyar-Tando Ghulam Ali via Ghulab Leghari Road (29 miles).	Do.	1.440 3.500	1.121	..	0.317	0.300	0.500	0.500	0.500	..
92. Improvement of Tando Allahyar-Tando Ghulam Ali via Helani-Mehrabpur (6.4 miles).	Do.	0.395 0.523	0.218	..	0.165	0.175
93. Improvement of Ratedaro-Garyasin Road.	Do.	0.613	0.150	..	0.150	0.020
94. Improvement of Larkana Mirokhan Road (17 miles).	Do.	1.131 2.102	0.823	..	0.200 0.200	0.100
95. Improvement of Link road from National Highway to Habib Kot Junction (1.75 miles).	Do.	0.116	0.072	..	0.022	0.030
95A. Improvement to Sanghar-Khipro Road (22.75 miles).	Do.	2.430	1.336	..	0.600	0.400
96. Development of roads in Desert Area of Nawab Shah and Sanghar Districts (23 miles cutcha).	Do.	3.900	0.826	..	0.325	0.300	0.500	0.500	0.900	0.800
97. Improvement of Thatta-Sujawal Bridge.	Do.	46.360	9.478	..	8.500	7.000	2.500	..	2.500	..	10.000	4.500	2.300	..
98. Improvement of Larkana-Naudero Road.	Do.	1.677	1.339	..	0.600	0.317
99. Improvement of Chur-Kunri Road (9 miles).	Do.	0.900	0.390	..	0.200	0.100
100. Improvement of Ring Road Round—Hyderabad :—														
(i) Kotri Bridge to T. M. Khan.														
(ii) T. M. Khan to M. P. S. Road.														
(iii) M. P. S. Road to Halam Road.														
(iv) Link Road to Kotri Bridge.	Do.	1.830	0.590	..	0.300	0.100
(v) Link Road Railway under bridge.														
(vi) Link from present by pass to Halo.														
(vii) Link to L. S. Barrage.														

Sl. No.	Name of the Scheme	Status of the Scheme	Estimated cost	Estimated expenditure during the 2nd Plan period	Third Plan Allocation	Revised Estimates for 1964-65	Provision for 1965-66	Foreign Exchange required for 1965-66			Source of Foreign Aid	Expenditure in subsequent years			
								Total	Foreign Aid	Own resources		1966-67	1967-68	1968-69	1969-70
1	2	3	4	5	6	7	8	9	10	11	12	13	14	15	16
101.	Construction of Larkana-Dokri Arija-Mohan-jadaro Road.	Approved	2.123	0.687	..	0.333	0.100
102.	Construction of Boat Bridge with launches on the Indus River between Dadu and Nawabshah.	Do.	2.500	2.229	..	1.000 1.201	0.100
103.	Construction of Ratodero—Sher Mohammad Tahim Road (20 miles).	Do.	2.824	0.200	..	0.200	0.400	1.000	0.600	0.500	..
104.	Reconditioning of Ghari Yasin to Shikarpur Road and bypass at Shikarpur (6 miles).	Do.	0.903	0.300	..	0.300	0.300	0.200
105.	Constructing Nasirabad-Wara Road.	Do.	2.129	0.300	..	0.300	0.400	0.600	0.600	0.125	..
106.	Construction of Sindhri-Khipro Road.	Do.	1.723	0.500	..	0.500	0.400	0.450	0.300
107.	Constructing of Karachi-Hyderabad Super Highway.	Do.	102.661	6.000	4.000	2.000	2.000	..	32.442	32.442	17.642	..
108.	Metalling Babarloi Piryalo Road.	Do.	0.359	0.164	..	0.164	0.200
109.	Construction of Hyderabad Sheikh Bhirkio Achari Road via Tando-Hyderabad.	Do.	2.060	0.100	..	0.100	0.300	0.500	0.500	0.600	..
110.	Construction of Khipro-Phuladium, Road.	Do.	0.914	0.200	..	0.200	0.300	0.500	0.400
111.	Construction of Samaro Umerkot Road.	Do.	2.816	0.300	..	0.300	0.300	0.500	0.500	0.500	0.500
112.	Metalling of Road from Sadoja to New Jatoi-Nawab Shah District.	Do.	0.864	0.100	..	0.100	0.300	0.450

113.	Constructing of Road from Tando Allahyar to Nasarpur.	Do.	0.584	0.100	..	0.100	0.500	--	--	--	--
114.	Reconditioning of West Pakistan Highway from Khandiro to Boundary of Nawabshah District (P. R. F.).	Do.	1.122	0.250	..	0.250	0.550	--	--	--	--
115.	Construction of Road from Hingora to Sami to Sagwan (P. R. F.).	Do.	0.436	0.436	..	0.436	0.150	--	--	--	--
116.	Construction of High level bridge over Malir River at Karachi.	Do.	5.000	4.696	..	{ 1.500 0.500	0.300	--	--	--	--
117.	Improvement (construction) of National Highway from Karachi to Airport.	Do.	2.100	1.516	..	0.700	0.600	--	--	--	--
118.	Improvement of Mangopir Road, Karachi.	Do.	1.139	0.920	..	0.900	0.240	--	--	--	--
119.	Construction of Karachi Kalat Road :-													
	(i) Hab Chowki to Khuzdar (235 miles).	Do.	15.200	9.465	..	2.000	5.000	2.000	--	2.000	--	11.568	11.568	..
			40.900											
	(ii) Kalat-Lak Pass (Quetta) (72 miles).	Do.	5.898	--	--	--	--
	(iii) Construction of Kalat Khuzdar Road.	Unapproved	10.000	0.700	0.200	--	0.200	--	4.200	4.300	0.500
120.	Improvement of Quetta-Killa Saifullah, Loralai Dera Ghazi Khan Road (254 miles).	Approved	18.700	3.580	..	2.000	1.500	--	--	--	--	3.178	3.000	2.000
121.	Coastal Roads (Survey only).	Do.	0.297	0.100	..	0.100	--	--	--	--	--
122.	Improvement of roads in Dera Bugti Area—													
	(i) Dera Bugti-Sui-Road (45 miles).	Do.	0.725	1.810	..	0.600	0.600	--	--	--	--
	(ii) Dera Bugti-Lehri via Sangsilla Road (22 miles).	Do.	0.971											
	(iii) Sangsilla to Kohan Road (45 miles).	Do.	0.315											
123.	Improvement of Quetta-Urak Road including link to Hanna Lake (8 miles).	Do.	0.640	0.691	..	{ 0.098 0.113	0.021	--	--	--	--

(Million Rupees)

Sl. No.	Name of the Scheme	Status of the Scheme	Estimated cost	Estimated expenditure during the 2nd Plan period	Third Plan Allocation	Revised Estimates for 1964-65	Provision for 1965-66	Foreign Exchange required for 1965-66			Source of Foreign Aid	Expenditure in subsequent years			
								Total	Foreign Aid	Own resources		1966-67	1967-68	1968-69	1969-70
1	2	3	4	5	6	7	8	9	10	11	12	13	14	15	16
124.	Construction of roads in Sor Range Degari Coal fields.	Approved	6.336	6.948	..	1.409	0.330	--	--
125.	Improving Karachi-Korangi Road (7.5 miles).	Do.	0.425	0.419	..	0.239	0.250	--	--
126.	Widening Karachi-Hub River Road (1 miles).	Do.	0.650	0.650	..	0.450	0.450	--	--
127.	Improving Rohri Quetta-Chaman Road between Jacobabad and Sibi (322 miles) :—	Do.	2.416	0.700	..	0.700	1.000	--	--	3.000	2.000	1.900	..
	(i) Quetta Kalat and		8.700												
	(ii) Jacobabad Sukkur.														
128.	Construction of two damaged bridges on Karachi-Mauripur Road.	Do.	2.417	0.200	..	0.200	1.200	--	--	0.500
129.	Constructing of bridges over Sharkil Naddi on Belpat Bhag Road.	Do.	0.300	0.200	..	0.200	0.150	--	--
130.	Construction of 3 miles road connecting the ends of Hanna-Sinji and Spezand Degari Roads in Sor Range Degari coal fields.	Do.	0.870	0.457	..	0.457	0.500	--	--
131.	Construction of roads in Special Areas of Karachi and Kalat Divisions.	Do.	0.763	0.359	..	0.200	0.450	--	--	0.500
	Foreign Exchange requirements	5.840	--	5.840
	Total Other Provincial Roads							78.974	20.340	4.400	15.940				

Feasibility Studies and Detailed Designs of various Communication Projects:

Detailed Design

1.	Karachi-Hyderabad Section of Pakistan National Highway (102 miles).	..	6.000	1.500	..	1.500	1.200	0.600	0.600	0.940	0.940	0.940	..
2.	Lahore-Lyallpur and Lahore-Sargodha Khushab Highway (205 miles).	..	14.373	1.633	..	1.633	3.500	2.500	2.500	2.000	2.000	2.000	1.839
3.	Lahore-Multan, Section of Pakistan National Highway (213 miles).	..	11.027	3.824	..	3.824	1.800	1.500	1.500	1.078	1.078	1.078	..
4.	Bridge over River Indus between D. I. Khan and Darya Khan.	..	0.400	0.400	0.400	0.400
	General Consultants	..	6.780	1.863	..	1.863	2.000	1.490	1.490	1.784	0.720		
	Total (Feasibility Studies, etc.)						8.900	6.490	6.490				

On-Going Schemes:

Frontier Region:

1.	Construction of 1-1/2 mile Road Mallagori Landi, Kotal to Kambela Khawar for Development of Marble Industry.	Approved	0.237	0.006	..	0.006	0.011
2.	Improvement of communications in Chitral.	Do.	0.578	0.086	..	0.086	0.080
3.	Construction of Black Top Road from Junction of Peshawar—Michni Abazi Road miles 20 to 28 Yousaf Khel Village.	Do.	1.686	1.109	0.378
4.	Construction of shingle road connecting Loi Agra Village with Kulagin (Malakand Agency 2 miles).	Do.	1.093	0.886	..	0.066	0.208
5.	Construction of shingle road from Thana Chirat to Pillai.	Do.	1.087	0.452	..	0.452	0.225
6.	Widening of shingle road from Saramela Kalya to Kalat.	Do.	0.400	0.359	..	0.109	0.031
7.	Construction of Black Top road from Chakdarro to Temargarh.	Do.	1.623	1.200	..	0.600	0.400	0.316
8.	Improvement to Jauadola-Razmak Road in South Waziristan.	Do.	0.848	0.714	..	0.3.14	0.134

Sl. No.	Name of the Scheme	Status of the Scheme	Estimated cost	Estimated expenditure during the 2nd Plan period	Third Plan Allocation	Revised Estimates for 1964-65	Provision for 1965-66	Foreign Exchange required for 1965-66			Source of Foreign Aid	Expenditure in subsequent years			
								Total	Foreign Aid	Own resources		1966-67	1967-68	1968-69	1969-70
1	2	3	4	5	6	7	8	9	10	11	12	13	14	15	16
9.	Construction of road from Gandaf to Kaogani.	Approved ..	0.377	0.277	0.102
10.	Construction of road from Kabgani to Ulla.	Do.	0.612	0.563	..	0.312	0.313
11.	Improvement and metalling Patda band Samana Road in the Kohat Frontier Region.	Do.	0.728	0.250	..	0.250	0.300
12.	Construction of shingled road from Khar to Zorbunder. Nawagai.	Do.	1.515	0.200	..	0.200	0.300	0.515	0.400
13.	Improvement of Chakdara Thana Road (upto Swat Boundary) including Bypass road in Thana Bazar.	Do.	0.550	0.150	..	0.150	0.400
Merged Areas															
14.	Construction of Kuza Banda-Battagram Road (Merged Area of Hazara District).	Do.	0.241	0.150	..	0.150	0.101
15.	Construction of road from Battagram to Thakot in Kohistan Area.	Do.	2.183	0.950	..	0.337	0.500	0.433	0.300
16.	Construction of Dilbori Kuza Banda Road (Merged Area of Hazara District).	Do.	0.506	0.250	..	0.250	0.281
17.	Construction of Black Top road from Chatter Plains to Battagram (14 miles).	Do.	2.946	0.146	..	0.146	0.300	0.600	0.800	0.600	0.646
Total "Frontier Regions Roads and Merged Areas etc."							4,064				

Agriculture Development Corporation and Allied Programme:

Ghulam Muhammad Barrage Roads

1.	Cularchi-Ahmad Rajo Road (18 miles).	Approved	0.486	0.475	0.050
2.	Tando Bago-Pangrio Road (17 miles).	Do.	1.693	0.287	0.500
3.	Badin-Nindo Shahar Road (H. C. 145 miles).	Do.	1.107	0.174	0.385
4.	T. M. Khan Jatti <i>via</i> Jalalani Regulator (60 miles).	Do.	1.620	1.284	0.175
5.	Pirpatho-Kotri-Allah Rakhio Shah Gharo Road (27 miles).	Do.	0.729	0.189	0.100
6.	Mirpur Sakro-Ghulamullah. Pirpatho Road (20 miles).	Do.	1.992	1.400	0.060
7.	Badin-Sujawal Road (48 miles)	Do.	4.781	3.212	0.800
8.	T. M. Khan-Mullah Katiar Road (11 miles).	Do.	1.096	0.228	0.350
9.	Sujawal-Jati Road (22 miles)	Do.	2.181	0.861	0.400
10.	Buharo-Gharo Road (11 miles)	Do.	1.096	0.275
11.	Sujawal-Chuhar Jamali Road (16 miles).	Do.	1.504	0.450
12.	Theua Road (12 miles)	Do.	1.194	0.350
13.	Nindo Shahar Wango Road (EW) (15 miles).	Do.	0.990	0.207	0.275
14.	Nindo Shahar-Wango Road (HC) (15 miles).	Do.	1.325	0.097	0.225
15.	Seerani to Kadhan Road (13 miles).	Do.	0.350	0.028	0.160
16.	Kadhan-Bahdami Road (6miles)	Do.	0.163	0.060
17.	Mirpur Bathoro-Daro Road (8 miles).	Do.	0.997	0.116	0.180
18.	Badin-Kadhan-Rahmiki Bazar (38 miles).	Do.	3.785	0.498	0.175
19.	Kadhan-Nindo Shahar Road (12 miles).	Do.	0.324	0.138	0.040
20.	Badin-Tando Bago Road (13 miles).	Do.	1.295	0.037	0.185

(Million Rupees)

Sl. No.	Name of the Scheme	Status of the Scheme	Estimated cost	Estimated expenditure during the 2nd P an period	Third Plan Allocation	Revised Estimates for 1964-65	Provision for 1965-66	Foreign Exchange required for 1965-66			Source of Foreign Aid	Expenditure in subsequent years			
								Total	Foreign Aid	Own resources		1966-67	1967-68	1968-69	1969-70
1	2	3	4	5	6	7	8	9	10	11	12	13	14	15	16
21.	Tando Bago-Nindo Road (12 miles).	Shahar Approved	1.195	0.150
22.	Tando Bago-Digri Road (30 miles).	Do.	2.968	0.150
23.	Khorwal-Taral Road (18 miles).	Do.	0.486	0.107	0.200
24.	Chuhore-Jamali Laduio Jati Road (24 miles).	Do.	0.648	0.219	0.175
25.	Tools and Plants	0.180
26.	Establishment	0.800
Total (G.M. Barrage Roads)...		6.850	0.700	..	0.700*
GUDDU BARRAGE ROADS (A.D.C.):															
1.	Dodapur-Garhi Khairo Road	Approved ..	1.504	0.260	0.354
2.	Jacobabad-Thul-Saifal Kandh-kot Road.	Do.	6.341	0.763	0.620
3.	Tangwani to Saifal Road	.. Do.	0.478	0.270	0.050
4.	Humayon to Mirpur to Thul Road.	Do.	2.735	1.557	0.310
5.	Ubauro to Reti Road	.. Do.	1.570	0.109	0.270
6.	Sher Muhammad-Tahim Taj Dero Chenge Railway Station Road.	Do.	0.571	0.158	0.200
7.	Tools and Plants	0.300
8.	Establishment	0.200
Total (Guddu Barrage) Roads							2.304	*.700	..	0.700					

New Scheme:

(Other Provincial Roads) :

1.	Reconditioning and Widening of mile 3—6, 12, 17, 18-19, 23 and 24-9 of Nowshera-Chak-dara-Chitral Road.	Unapproved	0.730	0.400
2.	Reconditioning of existing boat bridge in mile 1 Dalazak-Gulabad Road.	Do.	0.135	0.135
3.	Reconditioning of mile 272, 270, 267, 263, 262, 257/5, 255/2-5, 254/1-2, 348, 253, 251, 252/2 to 8 and 250 of G. T. Road in Peshawar and bad miles between Nawshera and Attock on G. T. Road.	Do.	1.300	0.600	0.400
4.	Reconditioning of six miles of Naushera-Charsadda Road.	Do.	0.360	0.260
5.	Reconditioning of miles 5, 8, 9, 10 17—19 of Peshawar Naguman-Charsadda Road.	Do.	0.387	0.287
6.	Reconditioning and Improving Tank Gul-Iman Pezu Road.	Do.	1.772	0.300	0.700	0.772
7.	Construction of shingle road connecting Khanpur Taxila Road with Maqsud-Lora Road along Haroo-Nullah.	Do.	2.167	0.300	0.800	0.967
8.	Improvement and Widening of D. I. Khan-Bannu Road.	Do.	4.500	0.400
9.	Providing 40 numbers new boats along with other requirements for the boat bridge over River Indus at D. I. Khan.	Do.	0.472	0.472
10.	Widening Railway Bridge near Bala Hissar.	Do.	0.700	0.400	0.200
11.	Widening of Lahore-Rawalpindi Road (portion—Lahore Gujranwala).	Do.	4.500	1.000	2.000	1.500
12.	Widening of Rawalpindi Murree Road from Leh Bridge to Committee Coowk.	Do.	0.333	0.200	0.133

*Road Machinery etc.

*Foy Road Machinery etc.

(Million Rupees)

Sl. No.	Name of the Scheme	Status of the Scheme	Estimated cost	Estimated expenditure during the 2nd Plan period	Third Plan Allocation	Revised Estimates for 1964-65	Provisions for 1965-66	Foreign Exchange required for 1965-66			Source of Foreign Aid	Expenditure in subsequent years			
								Total	Foreign Aid	Own resources		1966-67	1967-68	1968-69	1969-70
1	2	3	4	5	6	7	8	9	10	11	12	13	14	15	16
13.	Construction of a metalled and tarred link road connecting Chauntra with Rawalpindi via Laddian.	Unapproved	0.375	0.120	0.255
14.	Reconditioning and Deeking of Ravi Bridge at Lahore.	Do.	0.250	0.250
15.	Construction of Boat Bridge at Ravi, Lahore.	Do.	0.400	0.400
16.	Increasing water way of Bridge on Halsi Drain of Jalalpur Jattan Road.	Do.	1.780	0.200	0.500	0.700	0.380	..
17.	Reconditioning of Gujrat-Sargodha Road.	Do.	15.000	0.800	3.000	3.000	3.000	..
18.	Reconditioning of Mianwali-Mari Indus Road.	Do.	0.500	0.200	0.300
19.	Construction of an overhead Bridge for pedestrian traffic of mile 119/4 of West Pakistan Highway in Jhelum District.	Do.	0.034	0.034
20.	Reconditioning and strengthening of road from Muzaffargarh-Panjnad to Reti.	Do.	4.400	0.900
21.	Reconditioning and strengthening Khushab Muzaffargarh Road.	Do.	4.200	0.100
22.	Construction of Multan Bhosan Road (11 miles).	Do.	1.100	0.300
23.	Construction of High Level Bridge over River Sutlej near Bhukkan. (Design and Investigation only).	Do.	20.000	0.100

24.	Construction Ahmadpur East-Yazman Road (30 miles).	Do.	3·880	0·300	1·000	1·396	0·400	..
25.	Reconditioning and strengthening Mianwali Muzaffargarh Road.	Do.	4·500	0·100
26.	Metalling of Stone-soled roads in Khairpur Division—														
	(a) Hingorja-Thari Road (16 miles).	Do.	1·400	0·200	0·600	0·600
	(b) Ripri-Khora Road ..	Do.	0·800	0·100	0·700
27.	Reconditioning West Pakistan Highway passing through, Nawabshah, Hyderabad, Sukkur and Khairpur Districts (80 miles).	Do.	4·000	0·800
28.	Construction of Qilla Saifulla Fortsandeman Dhansar Road.	Do.	4·000	0·300
29.	Construction of Kingri Taunsa Road.	Do.	1·000	0·300
30.	Construction of Dera Bugti Kohan Road.	Do.	1·350	0·100	0·500	0·750
31.	Construction of Quettat-Ziarat Road.	Do.	5·200	0·500
32.	Material Testing and Field Central Laboratory at Peshawar, Lahore, Bahawalpur, Hyderabad and Quetta.	Do.	1·330	0·600	1·130
33.	Feasibility studies of Lyallpur and D. I. Khan Roads.	Do.	0·500	0·500
34.	Preliminary survey investigation and design of new roads.	Do.	0·125	0·125
35.	Restoration of Flood Damages in West Pakistan.	Do.	20·000	4·000
36.	Minor Works	Do.	0·500
37.	Tools and Plant	Do.	2·500	2·000	..	2·000
38.	Foreign Exchange requirements	Do.	2·100	..	2·100
Total (Other Provincial Roads)							19·083	4·100	..	4·100

Sl. No.	Name of the Scheme	Status of the Scheme	Estimated cost	Estimated expenditure during the 2nd Plan period	Third Plan Allocation	Revised Estimates for 1964-65	Provision for 1965-66	Foreign Exchange required for 1965-66			Source of Foreign Aid	Expenditure in subsequent years			
								Total	Foreign Aid	Own resources		1966-67	1967-68	1968-69	1969-70
1	2	3	4	5	6	7	8	9	10	11	12	13	14	15	16
Pakistan Western Railway :															
<i>(a) On-Going Schemes</i>															
1.	Karachi Circular Railway ..	Approved by N. E. C.	36.852	38.810	..	6.000	1.500
2.	Kot Adu, Dera Ghazi Khan Railway.	Do.	66.700	3.000	..	3.000	5.000	..	2.000
3.	Hyderabad-Mirpur Khas Railway Conversion from Metre to Broad Gauge.	Do.	23.052	3.400	..	3.000	5.000	2.000	..	2.000
4.	Amruka-Wasawewala Rail link	P. C. I. form submitted to Provincial Government.	11.200	1.000	..	1.000	0.500	0.300	..	0.300
5.	Rolling Stock	Approved by N. E. C.	547.529	} 570.262	..	131.387	101.085	68.145	68.145
		Do.	+86.026@												
		Approved by C.D.W.P.	+31.000*												
6.	Replacement and provision of Plant and Machinery.	Approved by N.E.C.	23.697	28.293	..	7.851	13.940	11.400	11.400
7.	Rehabilitation of existing and provision of new bridges.	Do.	66.926	32.291	..	7.522	11.328	7.686	7.686
8.	Rehabilitation and improvement of Track.	Do.	202.378	} 304.476	..	41.400	12.184	4.949	4.949
			+44.470												
9.	Removing traffic bottlenecks by Improved Signalling and Line Capacity Works.	Do.	56.693	}	14.128	5.477	5.477
			+20.610%												
10.	Rehabilitation and expansion of Workshops. Structural Works =60.00 Plant and Machinery =56.00	Do.	11.580	3.840	1.394	1.394
11.	provision of Backshop for Diesel-Electric Locos at Rawalpindi.	Approved by N.E.C.	12.140	&& 156.918	..	&& 48.653	0.935

Phase-I & II Structural—

	Works	=70.00													
	Plant and Machinery	=51.00													
12.	Other Structural Works	..	Do.	93.622	19.901	6.876	6.876
13.	Works connected with creation of Sukkur Division.		Do.	4.314	0.277	0.100	0.100
14.	Introduction of Electric Traction between Lahore—Khanel.		Do.	106.000	0.400	..	0.400	6.000	5.200	5.200
	Electric Locomotives	=605.00													
	Structural works	=455.00													
15.	Carriage Factory at Moghalpura	Approved by		47.600	0.600	..	0.600	0.500	0.400	0.400
	Structural Works	=157.00	C.D.W.P.												
	Plant and Machinery	=319.00													
16.	Metre Gauge Carriage and Wagon Repair Shop, Hyderabad.	Approved by		6.000	0.100	..	0.100	0.300	0.200	0.200
	Structural Works	=32.00													
	Plant and Machinery	=28.00													
	Total (On-going)	..						196.418	114.127	114.127					

Notes—(1) Estimated Cost shown under Column 4 for item 1 and 5 to 12 includes throw forwards from 1st Plan.

(2) Expenditure of Plant and Machinery required for On-going projects 10 and 11 is included under Project 6.

& Figures of Revised Estimates for 1964-65 are not ready at present and as such Budget figures for 1964-65 have been shown in column 7.

∞ & Break of actual figures under Column 5 by each project No. 9 to 13 is not readily available.

@ Represents cost of additional project for the procurement of 142-BG Carriages, 24 Railcars and 60 Trailors subsequently approved by N.E.C.

* Represents cost of 20 B.G.D.E. Locomotives. PC-I Proforma in respect of these Locomotives has been approved by C.D.W.P. and is awaiting approval of N.E.C.

£ Represents cost of additional project for the replacement of 100 miles, worn out track subsequently approved by N.E.C.

% Represents cost of Indus Basin Replacement Works.

Sl. No.	Name of the Scheme	Status of the Scheme	Estimated cost	Estimated expenditure during the 2nd Plan period	Third Plan Allocation	Revised Estimates for 1964-65	Provision for 1965-66	Foreign Exchange required for 1965-66			Source of Foreign Aid	Expenditure in subsequent years			
								Total	Foreign Aid	Own resources		1966-67	1967-68	1968-69	1969-70
1	2	3	4	5	6	7	8	9	10	11	12	13	14	15	16
<i>(b) New Schemes :</i>															
1.	Rolling Stock (Third Plan) ..	Un approved Scheme P.C. I. Proforma under Preparation.	712.800	15.413	12.144	12.144	131.000	116.000	57.000	22.731
2.	Replacement and provision of Plant and Machinery.	Do.	30.000	0.018	5.000	5.000	5.000	4.883
3.	Rehabilitation of existing and provision of New Bridges (Third Plan.)	Do.	24.000	0.977	0.118	0.118	2.700	2.700	2.700	2.623
4.	Rehabilitation and Improvement of Track.	Do.	440.500	29.424	11.104	11.104	70.600	71.100	40.076	35.000
5.	Removing traffic bottlenecks by improved signalling and Line Capacity Works (Third Plan).	Do.	81.500	3.755	1.629	1.624	14.800	21.600	20.600	17.400
6.	Provision of mechanised marshalling yard at Samasatta.	P.C.I. proforma under preparation.	25.000	0.200	0.050	0.050
7.	Rehabilitation and expansion of Workshop III Plan.	P.C.I. proforma being submitted to P. & D. Department.	17.400	0.360	0.135	0.135	3.600	6.400	3.600	0.640
8.	Expansion and balancing of Central Mechanical Workshops at Moghalpura.	Do.	7.000	0.050	0.010	0.010	1.400	2.250	2.250	1.050
9.	Rehabilitation of Steel Shop at Moghalpura.	Do.	6.000	0.050	0.010	0.010	1.000	1.100	1.850	2.000

10.	Provision of back shop for diesel Electric locomotives at Rawalpindi—Phase III.	Do.	10.000	0.100	2.100	2.600	2.600	2.600
11.	Other Structural Works (Third Plan).	P.C.I. <i>proforma</i> submitted to P. & D. Deptt.	293.200	18.242	3.788	3.788	26.064	26.064	26.000	26.000
Total (New)		68.589	28.983	28.983
Total (P.W. Railways)		265.007	143.110	143.110
Grand Total (Transport and Communications)							393.941	175.740	154.000	21.740					

PHYSICAL PLANNING AND HOUSING

(Million Rupees)

Sl. No.	Name of the Scheme	Status of the Scheme	Estimated cost	Estimated expenditure during the 2nd Plan period	Third Plan Allocation	Revised Estimates for 1964-65	Provision for 1965-66	Foreign Exchange required for 1965-66			Source of Foreign Aid	Expenditure in subsequent years			
								Total	Foreign Aid	Own resources		1966-67	1967-68	1968-69	1969-70
1	2	3	4	5	6	7	8	9	10	11	12	13	14	15	16
Basic Development															
<i>On-going Schemes</i>															
1.	Mastes Plan (Physical Planning) Cell.	..	1.384				0.200	0.220	0.296	0.313	0.329
2.	Master Plan, Lahore	.. Approved	0.950				0.080
3.	Master Plan, Lyallpur	.. Do.	0.650				0.100
4.	Master Plan, Peshawar	.. Do.	0.650	1.512	..	0.615	0.091
5.	Master Plan, Hyderabad	.. Do.	0.550			
6.	Master Plan, Multan	.. Do.	0.700				0.100	0.112	0.119	0.126	..
7.	Establishment of Building Research Station Lahore.	..	2.394	0.500	..	0.500	0.700	0.040	..	0.040
8.	West Pakistan Housing and Settlement Agency. (Doriadis Associates and Counter part Staff.	0.070
Total (On-going)							1.341	0.040	..	0.040					
<i>New Schemes</i>															
1.	Master Plan Rawalpindi	.. Approved	0.500	0.260	0.025	..	0.025	..	0.163	0.089	0.088	..
2.	Outline Development Plan of Montgomery, Okara, Burewala, Khanewal, D. G. Khan, Bahawalnagar and Khanpur.	..	0.815	0.127	0.154	0.161	0.169	0.174

3.	Construction of 3 Regional Laboratories at Hyderabad, Multan and Peshawar, (Public Health Engineering Department).	..	0.457	0.100	0.025	..	0.025	..	0.357
4.	Construction of Stores accommodation for Public Health Engineering Department.	..	2.087	0.400	1.587
	Total (New)	..					0.887	0.050	..	0.050					
	Tools and Plant		0.012
	Total (Basic Development)		2.240	0.090	..	0.090

A.—KARACHI DEVELOPMENT AUTHORITY

1.	Greater Karachi Water Supply and Sewerage Scheme.	12.605	..	12.605
2.	Water Supply and Sewerage (Improvement) Scheme.	..	37.700	18.100	..	4.000	3.500	0.500	..	0.500	..	8.600	5.000
3.	Master Plan for Karachi	..	2.500	0.429	..	0.029	0.500	0.240	..	0.240	..	0.550	0.150	0.150	..
4.	Extension of Water Supply to North Karachi.	..	11.294	4.249	..	4.249	2.700	0.500	..	0.500	..	3.000
5.	3rd Steel Rising Main at Dhabaji.	..	4.000	1.800	1.000	..	1.000	..	1.000
(Self Financing Scheme) :															
5.	Scheme No. 2 (North Nazimabad).	..	52.500	35.320	..	3.220	5.000	5.000	7.090
6.	Scheme No. 10-A (South of Railway Line).	..	4.320	N.A.	2.000	1.000	0.800
7.	Scheme No. 4 (Landhi Residential-cum-Industrial Area).	..	2.700	0.300	..	0.300	1.500	7.000	4.540
8.	Scheme No. 5 (Clifton)	..	101.100	10.000	..	10.000	20.000	20.000	20.000	15.000	5.000
9.	Scheme No. 16, (Federal 'B' Area).	..	58.900	3.000	10.000	10.000	12.310
10.	Scheme No. 24 (University Road).	..	43.080	10.000	..	10.000	10.000	10.000	10.000	7.050	..

(Million Rupees)

Sl. No.	Name of the Scheme	Status of the Scheme	Estimated cost	Estimated expenditure during the 2nd Plan period	Third Plan Allocation	Revised Estimates for 1964-65	Provision for 1965-66	Foreign Exchange required for 1965-66			Source of Foreign Aid	Expenditure in subsequent years			
								Total	Foreign Aid	Own resources		1966-67	1967-68	1968-69	1969-70
1	2	3	4	5	6	7	8	9	10	11	12	13	14	15	16
11.	Scheme No. 1 Drigh Road	7.050	0.080	..	0.080	0.640
12.	Scheme No. 3, Landhi Industrial Area.	...	9.200	0.750	0.150	..	0.150
13.	Scheme No. 7, Jail Road	3.190	0.240	..	0.240
14.	Scheme No. 13-A, Hill Park	0.980	0.480	..	0.480	0.500
15.	Scheme No. 18, Bohri Bazar	...	2.960	1.080	..	1.080
16.	Scheme No. 19, Khudadad Colony.	...	1.190	0.260	..	0.260	0.190
17.	Godhra Pilot Project	1.000	0.300	..	0.300	0.700
	Total Karachi Development Authority (Gross).	..					59.780	2.390	..	2.390					
	Deduct—Recoveries					51.280					
	Total Karachi Development Authority (Net).	..					8.500	2.390	..	2.390					
C—Other Local Bodies :															
1. Loan for Low Cost Housing Scheme—															
	(i) Lyallpur	0.500	..	0.500	0.300
	(ii) Mianwali	0.300	..	0.300	0.300
	(iii) Sargodha	0.500	..	0.500	0.400
	Total (Other Local Bodies)					1.000				
	Total On-going Schemes					9.500	2.390	..	2.390					

Aid to Local Bodies :

New Scheme :

1. A Lahore Improvement Trust

Low Income Housing Scheme (Samanabad Extension).	..	134.488	7.000	30.000	40.000	45.864	..
2. Dhobi Mandi Central Commercial Area.	..	56.400	4.200	10.000	13.900	10.000	..
3. University Area (Garden Town)	..	20.415	2.400	5.000	5.000	7.022	..
Total Lahore Improvement Trust.	..					13.600					

B. Karachi Development Authority :

1. Erection of HSR at 210 RL at COD Hills.	Un-approved	7.138				0.900	0.150	..	0.150		2.138
2. Townships at Orangi and Baldia	..	40.000	3.500	1.000	..	1.000	..	15.000	14.500	7.000	..
3. Pilot Project 12 Nos. Multistoried Flats.	..	12.580	2.000	2.510	2.510	2.510	2.540
4. North-East Karachi Township	..	2.500	1.050	1.000	..	1.000	..	1.450
5. Water Supply System in Liaquatabad.	0.500
Total Karachi Development Authority (Gross).	7.950	2.150	..	2.150					
Deduct—Recoveries	6.550					
Total Karachi Development Authority (Net).	1.400	2.150	..	2.150					

C. Other Local Bodies :

1. Loans to Multan Improvement Trust.	..	1.500	1.000
2. Loans to Lyallpur Improvement Trust.	..	2.000	1.500	0.250	..	0.250
Total (Other Local Bodies)	2.500	0.250	..	0.250					
Total (New Schemes)	17.500	2.400	..	2.400					
Total (Aid to Local Bodies)	27.000	4.790	..	4.790					

Sl. No.	Name of the Scheme	Status of the Scheme	Estimated cost	Estimated expenditure during the 2nd Plan period	Third Plan Allocation	Revised Estimates for 1964-65	Provisions for 1965-66	Foreign Exchange required for 1965-66			Expenditure in subsequent years				
								Total	Foreign Aid	Own resources	Source of Foreign Aid	1966-67	1967-68	1968-69	1969-70
1	2	3	4	5	6	7	8	9	10	11	12	13	14	15	16
10.	Water Supply Scheme at Yatemmanwali, District Bahawalnagar.	Approved	0.174	0.097	..	0.075	0.080	0.040	..	0.040	..	0.030
11.	Water Supply Scheme at Sanjarpur, District Rahim Yar Khan.	..	0.120	0.119	..	0.078	0.036	0.018	..	0.018
12.	Water Supply Scheme at Phangwari, District Rawlpindio	..	0.163	0.150	0.050	..	0.014	0.007	..	0.007
13.	Water Supply Scheme at Khipro, District Sanghar.	Approved	0.349	0.381	..	0.228	0.035
14.	Water Supply Scheme at Faiz Gunj, District Khanpur.	Do.	0.180	0.143	0.160	0.100	0.025
15.	Water Supply Scheme at Theri, District Khairpur.	Do.	0.130	0.154	..	0.115	0.020
16.	Water Supply Scheme at Shahdadpur, District Sanghar.	Do.	0.633	0.649	..	0.383	0.040	0.020	..	0.020
17.	Water Supply Scheme at Nagarparkar, District Tharparkar.	Do.	0.110	0.100	..	0.070	0.030	0.015	..	0.015
18.	Water Supply Scheme at Mirpur Bathero, District Thatta.	Do.	0.145	0.146	..	0.094	0.044	0.022	..	0.022
19.	Water Supply Scheme at Chachro, District Tharparkar.	Do.	0.180	0.163	..	0.120	0.040	0.020	..	0.020
20.	Water Supply Scheme at Jatti, District Thatta.	Do.	0.118	0.121	..	0.077	0.040	0.020	..	0.020
21.	Water Supply Scheme at Ver, District Thatta.	Do.	0.100	0.103	..	0.064	0.024	0.012	..	0.012
22.	Water Supply Scheme at Ghari-khairo, District Jacobabad.	Do.	0.260	0.255	..	0.181	0.040	0.020	..	0.020
23.	Water Supply Scheme at Thull, District Jacobabad.	Do.	0.262	0.271	..	0.172	0.060	0.030	..	0.030

24.	Water Supply Scheme at Kashmore, District Jaccobabad.	Do.	0.242	0.182	..	0.159	0.050	0.025	..	0.025	..	0.001
25.	Water Supply Scheme at Ubaro, District Sukkur.	Do.	0.262	0.259	..	0.172	0.030	0.015	..	0.015
26.	Water Supply Scheme at Maro, District Nawabshah.	Do.	0.465	0.491	..	0.289	0.050	0.025	..	0.025
27.	Water Supply Scheme at Matli, District Hyderabad.	Do.	0.255	0.261	..	0.155	0.050	0.025	..	0.025
28.	Water Supply Scheme at Hala, District Hyderabad.	Do.	0.402	0.396	..	0.248	0.030	0.015	..	0.015
29.	Water Supply Scheme at Bulri, District Hyderaabd.	Do.	0.075	0.075	..	0.044	0.017	0.009	..	0.009
30.	Water Supply Scheme at Tando Bhago, District Hyderabad.	Do.	0.165	0.166	..	0.108	0.038	0.019	..	0.019
31.	Water Supply Scheme at Thana Bulla Khan, District Dadu.	Do.	0.135	0.135	..	0.080	0.030	0.015	..	0.015
32.	Water Supply Scheme at Maro Khan, District Larkana.	Do.	0.262	0.268	..	0.162	0.080	0.040	..	0.040
33.	Water Supply Scheme at Lora., District Hazara.	Do.	0.123	0.075	..	0.075	0.005	0.003	..	0.003	..	0.039
34.	Water Supply Scheme at Lachi, District Kohat.	Do.	0.356	0.266	..	0.266	0.098	0.049	..	0.049
35.	Water Supply Scheme at Takhat Bhai, District Mardan.	Do.	0.194	0.150	..	0.150	0.054	0.027	..	0.027
36.	Water Supply Scheme at Ghazi, District Hazara.	Do.	0.074	0.060	..	0.060	0.017	0.008	..	0.008
37.	Water Supply Scheme at Katlang, District Mardan.	Do.	0.296	0.150	..	0.150	0.152	0.076	..	0.076
38.	Water Supply Scheme at Dag Ismailkhel, District Peshawar.	Do.	0.280	0.224	..	0.224	0.057	0.028	..	0.028
39.	Water Supply Scheme at Pabbi, District Peshawar.	Do.	0.299	0.180	..	0.180	0.130	0.065	..	0.065
40.	Water Supply Scheme at Topi, District Mardan.	Do.	0.200	0.130	..	0.130	0.070	0.035	..	0.035
41.	Water Supply Scheme at Kohi Bermol, District Mardan.	Do.	0.272	0.180	..	0.180	0.095	0.048	..	0.048
42.	Water Supply Scheme at Zarin (Sardar Nikka), District Kohat	Do.	0.433	0.280	..	0.280	0.153	0.076	..	0.076
43.	Water Supply Scheme at Bada, District Mardan (Merged Area)	Do.	0.150	0.070	..	0.070	0.035	0.018	..	0.018	..	0.045

Sl. No.	Name of the Scheme	Status of the Scheme	Estimated cost	Estimated expenditure during the 2nd Plan period	Third Plan Allocation	Revised Estimates for 1964-65	Provision for 1965-66	Foreign Exchange required for 1965-66			Source of Foreign Aid	Expenditure in subsequent years			
								Total	Foreign Aid	Own resources		1966-67	1967-68	1968-69	1969-70
1	2	3	4	5	6	7	8	9	10	11	12	13	14	15	16
44.	Water Supply Scheme at Basak, District Mardan.	Approved	0.150	0.070	..	0.070	0.138	0.069	..	0.069
45.	Water Supply Scheme at Kishmozai, District D. I. Khan.	Do.	0.195	0.130	..	0.130	0.070	0.035	..	0.035
46.	Water Supply Scheme at Sarai Naurang, District Bannu.	Do.	0.237	0.150	..	0.150	0.083	0.042	..	0.042	..	0.004
47.	Water Supply Scheme at Amakhel, District D. I. Khan.	Do.	0.199	0.140	..	0.140	0.059	0.029	..	0.029
48.	Water Supply Scheme at Gul Imam, District D. I. Khan.	Do.	0.803	0.300	..	0.300	0.496	0.248	..	0.248	..	0.027
49.	Water Supply Scheme at Pan-yalla, District D. I. Khan.	Do.	0.396	0.300	..	0.300	0.110	0.055	..	0.055	..	0.080
50.	Water Supply Scheme at Tank, District D. I. Khan.	Un approved	0.695	0.300	..	0.300	0.450	0.225	..	0.225	..	0.099
51.	Water Supply Scheme at Kulachi, District D. I. Khan.	Approved	0.340	0.250	..	0.250	0.107	0.053	..	0.053	..	0.001
52.	Water Supply Scheme at Thathi Nasrati, District Bannu.	Un approved	0.550	0.300	..	0.300	0.400	0.300	..	0.300	..	0.419
53.	Water Supply Scheme at Tajoza, District Bannu.	Do.	0.199	0.150	..	0.150	0.050	0.025	..	0.025
54.	Water Supply Scheme at Pezu, District Bannu.	Do.	0.168	0.144	..	0.144	0.027	0.013	..	0.013
55.	Water Supply Scheme at Munday, District Jhum.	Do.	0.211	0.150	..	0.150	0.061	0.030	..	0.030	..	0.013
56.	Water Supply Scheme at Rangoo, District Campbellpur.	Do.	0.042	0.020	0.010	..	0.010	..	0.035
57.	Water Supply Scheme at Chabb, District Campbellpur.	Do.	0.209	0.150	..	0.150	0.059	0.029	..	0.029
58.	Water Supply Scheme at Domel, District Campbellpur.	Do.	0.218	0.150	..	0.150	0.068	0.034	..	0.034	..	0.010

59.	Water Supply Scheme at Sohawa, District Jhelum.	Do.	0.162	0.120	..	0.120	0.042	0.021	..	0.021	..	0.009
60.	Water Supply Scheme at Doultala, District Rawalpindi.	Do.	0.438	0.250	..	0.250	0.188	0.094	..	0.094
61.	Water Supply Scheme at Lilla, District Jhelum.	Approved	0.475	0.300	..	0.300	0.175	0.087	..	0.087	..	0.100
62.	Community Water Supply Scheme at Maira Mattorewala, Brahman Kahuta, District Rawalpindi.	Un-approved	0.550	0.150	..	0.150	0.250	0.125	..	0.125	..	0.150
63.	Water Supply Scheme at Saino, District Rawalpindi.	Un-approved	0.077	0.010	..	0.010	0.068	0.034	..	0.034
64.	Water Supply Scheme at Mandi Bahauddin. District Gujrat.	Approved	0.780	0.180	..	0.180	0.600	0.300	..	0.300
65.	Water Supply Scheme at Tanda. District Gujrat.	Do.	0.176	0.110	..	0.110	0.066	0.033	..	0.033
66.	Water Supply Scheme at Talagang, District Campbellpur.	Do.	0.527	0.350	..	0.350	0.177	0.089	..	0.089
67.	Water Supply Scheme at Jandawala, District Mianwali.	Do.	0.214	0.120	..	0.120	0.100	0.050	..	0.050	..	0.002
68.	Water Supply Scheme at Behal, District Mianwali.	Do.	0.153	0.080	..	0.080	0.075	0.037	..	0.037	..	0.003
69.	Water Supply Scheme at Kot Momon, District Sargodha.	Do.	0.190	0.100	..	0.100	0.100	0.050	..	0.050
70.	Water Supply Scheme at Tebasar, District Mianwali.	Do.	0.170	0.120	..	0.120	0.050	0.025	..	0.025
71.	Water Supply Scheme at Bahawana, District Jhang.	Do.	0.127	0.120	..	0.120	0.007	0.003	..	0.003
72.	Water Supply Scheme at Shorkot Road, District Jhang.	Do.	0.499]	0.300	..	0.300	0.199	0.099	..	0.099
73.	Water Supply Scheme at Chak No. 394-J-B., District Lyallpur.	Do.	0.264	0.180	..	0.180	0.084	0.042	..	0.042
74.	Water Supply Scheme at Momoon Kanjan, District Lyallpur.	Do.	0.140	0.100	..	0.100	0.040	0.020	..	0.020
75.	Water Supply Scheme at Sahiwal, District Sargodha.	Do.	0.160	0.110	..	0.110	0.050	0.025	..	0.025
76.	Water Supply Scheme at Manga, District Lahore.	Do.	0.254	0.160	..	0.160	0.094	0.047	..	0.047
77.	Water Supply Scheme at Bhaipheru, District Lahore.	Do.	0.417	0.300	..	0.300	0.136	0.068	0.068

(Million Rupees)

Sl. No.	Name of the Scheme	Status of the Scheme	Estimated cost	Estimated expenditure during the 2nd Plan period	Third Plan Allocation	Revised Estimates for 1964-65	Provision for 1965-66	Foreign Exchange required for 1965-66			Source of Foreign Aid	Expenditure in subsequent years			
								Total	Foreign Aid	Own resources		1966-67	1967-68	1968-69	1969-70
1	2	3	4	5	6	7	8	9	10	11	12	13	14	15	16
78.	Water Supply Scheme at Sangla Hill, District Sheikhpura.	Approved	0.500	0.300	..	0.300	0.200	0.100	0.100
79.	Water Supply Scheme at Zafarwal District Sialkot.	Do.	0.192	0.130	..	0.130	0.062	0.031	0.031
80.	Water Supply Scheme at Sambrial District Sialkot.	Do.	0.297	0.205	..	0.205	0.095	0.048	0.048
81.	Water Supply Scheme at Eminabad, District Gujranwala.	Do.	0.245	0.200	..	0.200	0.045	0.023	0.023	0.007
82.	Water Supply Scheme at Narang, District Sheikhpura.	Do.	0.200	0.130	..	0.130	0.048	0.024	0.024	0.022
83.	Water Supply Scheme at Mian Chanuu, District Multan.	Do.	0.395	0.200	..	0.200	0.195	0.098	0.098
84.	Water Supply Scheme at Karore Pacca, District Multan.	Do.	0.621	0.400	..	0.400	0.221	0.110	0.110
85.	Water Supply Scheme at Hajipur, District D. G. Khan.	Do.	0.443	0.300	..	0.300	0.142	0.071	0.071	0.001
86.	Water Supply Scheme at Lejah, District Muzaffargarh.	Unapproved	0.500	0.100	..	0.100	0.340	0.170	0.170
87.	Water Supply Scheme at Dipalpur, District Montgomery.	Approved	0.528	0.300	..	0.300	0.228	0.114	0.114
88.	Water Supply Scheme at Karor, District Muzaffargarh.	Do.	0.253	0.180	..	0.180	0.080	0.040	0.040
89.	Water Supply Scheme at Taunsa, D. G. Khan.	Do.	0.454	0.200	..	0.200	0.255	0.128	0.128
90.	Water Supply Scheme at Belanari, District Kalat.	Do.	0.188	0.100	..	0.100	0.088	0.044	..	0.044
91.	Water Supply Scheme at Gandawa, District Kalat.	Do.	0.144	0.100	..	0.100	0.052	0.026	..	0.026

92.	Water Supply Scheme at Tump, District Makran.	Do.	0.096	0.070	..	0.070	0.026	0.013	..	0.013
93.	Water Supply Scheme at Gajor, District Kalat.	Do.	0.127	0.100	..	0.100	0.032	0.016	..	0.016
94.	Water Supply Scheme at Awaran, District Makran.	Do.	0.108	0.088	..	0.088	0.052	0.026	..	0.026	..	0.001
95.	Water Supply Scheme at Chattar, District Kata.	Do.	0.190	0.120	..	0.120	0.070	0.035	..	0.035
96.	Water Supply Scheme at Bhagh, District Kalat.	Do.	1.068	0.550	..	0.550	0.470	0.235	..	0.235	..	0.048
97.	Water Supply Scheme at Gulistan, District Quetta.	Do.	0.278	0.200	..	0.200	0.127	0.064	..	0.064
98.	Water Supply Scheme at Qila Saifulah Khan, District Zhob.	Do.	0.152	0.120	..	0.120	0.100	0.050	..	0.050
99.	Water Supply Scheme at Kowas, District Sibi.	Do.	0.127	0.080	..	0.080	0.052	0.026	..	0.026
100.	Water Supply Scheme at Lorai, District Quetta.	Do.	0.720	0.450	..	0.450	0.270	0.135	..	0.135
101.	Water Supply Scheme at Noushki, District Chagai.	Un-approved	0.600	0.300	..	0.300	0.380	0.190	..	0.190
102.	Water Supply Scheme at Dal Badin District Chagai.	Approved	0.180	0.100	..	0.100	0.080	0.040	..	0.040
103.	Water Supply Scheme at Mianwali Quraishian, District Rahimyar Khan.	Do.	0.142	0.100	..	0.100	0.042	0.021	..	0.021
104.	Water Supply Scheme at Mehar Sharif District Bahawalnagar.	Do.	0.200	0.100	..	0.100	0.105	0.053	..	0.053
105.	Water Supply Scheme at Allahbad, District Rahimyar Khan.	Do.	0.233	0.266	..	0.266	0.025	0.013	..	0.013	..	0.008
106.	Water Supply Scheme at Jandawala, District Bahawalnagar.	Do.	0.200	0.100	..	0.100	0.098	0.049	..	0.049	..	0.002
107.	Water Supply Scheme at Doong Walnagar.	Do.	0.809	0.180	..	0.180	0.300	0.150	..	0.150	..	0.329
108.	Water Supply Scheme at Gambat, District Khairpur.	Do.	0.350	0.200	..	0.200	0.150	0.075	..	0.075
109.	Water Supply Scheme at Pirjo Goth, District Khairpur.	Do.	0.329	0.180	..	0.180	0.149	0.075	..	0.075
110.	Water Supply Scheme at Sakrand, District Nawabshah.	Do.	0.150	0.090	..	0.090	0.060	0.030	..	0.030

(Million Rupees)

Sl. No.	Name of the Scheme	Status of the Scheme	Estimated cost	Estimated expenditure during the 2nd Plan period	Third Plan Allocation	Revised Estimates for 1964-65	Provision for 1965-66	Foreign Exchange required for 1965-66			Source of Foreign Aid	Expenditure in subsequent years			
								Total	Foreign Aid	Own resources		1966-67	1967-68	1968-69	1969-70
1	2	3	4	5	6	7	8	9	10	11	12	13	14	15	16
111.	Water Supply Scheme at Shadi Khan Alamani, District Nawabshah.	Approved	0.048	0.040	..	0.040	0.008	0.004	..	0.004
112.	Water Supply Scheme at Ghokki, District Sukkur.	Do.	0.400	0.300	..	0.300	0.030	0.015	..	0.015	..	0.070
113.	Water Supply Scheme at Kamber, District Larkana.	Un-approved	0.750	0.400	..	0.400	0.400	0.200	..	0.200	..	0.122
114.	Water Supply Scheme at Naudaro, District Larkana.	Approved	0.250	0.140	..	0.140	0.050	0.025	..	0.025
115.	Water Supply Scheme at Kandkot, District Jacobabad.	Un-approved	0.980	0.500	..	0.500	0.090	0.045	..	0.045
116.	Water Supply Scheme at Usto Muhammad, District Jacobabad.	Approved	0.240	0.180	..	0.180	0.060	0.030	..	0.030
117.	Water Supply Scheme at Jhudo, District Tharparkar.	Do.	0.526	0.300	..	0.300	0.226	0.113	..	0.113
118.	Water Supply Scheme at Golarrachi, District Hyderabad.	Do.	0.167	0.120	..	0.120	0.076	0.038	..	0.038
119.	Water Supply Scheme at New Saidabad, District Hyderabad.	Do.	0.269	0.180	..	0.180	0.089	0.045	..	0.045
120.	Water Supply Scheme at Kotri District Dadu.	Do.	1.163	0.580	..	0.580	0.583	0.292	..	0.292
121.	Water Supply Scheme at Shahpur Chakkar, District Sanghar.	Do.	0.137	0.080	..	0.080	0.057	0.028	..	0.028	..	0.137
122.	Water Supply Scheme at Sanghar.	Do.	0.742	0.400	..	0.400	0.342	0.171	..	0.171
123.	Water Supply Scheme at Tandojan Muhammad, District Tharparkar.	Do.	0.258	0.130	..	0.130	0.128	0.064	..	0.064

124.	Water Supply Scheme at Suja-wal, District Thatta.	Do.	0.350	0.200	..	0.200	0.150	0.075	..	0.075
125.	Water Supply Scheme at Mehar, District Dadu.	Do.	0.285	0.180	..	0.180	0.127	0.064	..	0.064
126.	Water Supply Scheme at Din-Muhammad Junejo, District Sanghar.	Do.	0.073	0.050	..	0.050	0.023	0.011	..	0.011
127.	Water Supply Scheme at Samara, District Tharparkar.	Do.	0.500	0.169	..	0.169	0.331	0.165	..	0.165
128.	Water Supply Scheme at Khadro, District Sanghar.	Do.	0.194	0.160	..	0.160	0.034	0.017	..	0.017
129.	Water Supply Scheme at Sinjhor, District Snaghar.	Approved	0.291	0.200	...	0.200	0.091	0.045	...	0.045
130.	Water Supply Scheme at Bela District Lasbela.	Do.	0.169	0.100	...	0.100	0.085	0.043	...	0.043
131.	Water Supply Scheme at Model Colony Malir (District Karachi).	Do.	0.351	0.300	...	0.300	0.062	0.031	...	0.031
132.	Water Supply Scheme at Lakhara, District Lasbela.	Do.	0.351	0.060	...	0.060	0.300	0.150	...	0.150
133.	Pasni Water Supply Scheme,	Do.	1.120	0.600	..	0.600	0.600	0.300	...	0.300
134.	Construction of Drinking Water Tanks in G.M. Barrage Area.	Do.	5.000	1.409	...	0.410	0.400	0.600	0.600	0.500	0.586
Total (On-going) ...						16.462	8.005	...	8.005					

RURAL WATER-SUPPLY SCHEMES

New Schemes :

1.	Pattoki Water-Supply Scheme, District Lahore.	Yet to be approved.	1.362	0.140	0.056	...	0.056	...	1.029
2.	Muridke Water-Supply Scheme, District Sheikhpura.	Do.	0.285	0.110	0.044	...	0.044	...	0.175
3.	Pasrur Water-Supply Scheme, District Sialkot.	Do.	0.303	0.100	0.040	...	0.040	...	0.143
4.	Bhera Water-Supply Scheme, District Sargodha.	Do.	0.719	0.100	0.030	...	0.030	...	0.424
5.	Rabwah Water-Supply Scheme, District Jhang, Phase II.	Do.	0.350	0.080	0.032	...	0.032	...	0.210

(Million Rupees)

Sl. No.	Name of the Scheme	Status of the Scheme	Estimated cost	Estimated expenditure during the 2nd Plan period	Third Plan Allocation	Revised Estimates 1964-65	Provision for 1965-66	Foreign Exchange required for 1965-66			Source of Foreign Aid	Expenditure in subsequent years			
								Total	Foreign Aid	Own resources		1966-67	1967-68	1968-69	1969 70
1	2	3	4	5	6	7	8	9	10	11	12	13	14	15	16
6.	Musa Khel Water-Supply Scheme, District Mianwali.	Yet to be approved.	0.495	0.100	0.040	...	0.040	...	0.297
7.	Pindi Sheikha Water-Supply Scheme, District Lyallpur.	Do.	0.257	0.100	0.030	...	0.030	...	0.202
8.	Jalal Pur Pirwala Water-Supply Scheme, District Multan.	Do.	0.616	0.100	0.040	...	0.040	...	0.453
9.	Haveli Water Supply Scheme, District Montgomery.	Do.	0.389	0.100	0.040	...	0.040	...	0.289
10.	Khanqash Water-Supply Scheme, District Muzaffargarh.	Do.	0.450	0.100	0.040	...	0.040	...	0.350
11.	Choti Water-Supply Scheme, District D. G. Khan.	Do.	0.565	0.140	0.056	...	0.056	...	0.425
12.	Sibi Water-Supply Scheme, District Sibi.	Do.	0.750	0.200	0.080	...	0.080	...	0.550
13.	Harnai Water-Supply Scheme, District Sibi.	Do.	0.586	0.150	0.060	...	0.060	...	0.436
14.	Fort Sandeman Water-Supply Scheme, District Zhob.	Do.	1.414	0.230	0.092	...	0.092	...	1.184
15.	Chaman Water-Supply Scheme, District Quetta.	Do.	0.651	0.170	0.068	...	0.068	...	0.481
16.	Nau Kundi Water-Supply Scheme, District Chagai.	Do.	1.012	0.120	0.048	...	0.048	...	0.892
17.	Ziarat Water-Supply Scheme, District Loralai.	Do.	0.400	0.100	0.040	...	0.040	...	0.300
18.	Kalat Water-Supply Scheme, District Kalat.	Do.	0.308	0.100	0.040	...	0.040	...	0.208
19.	Mastung Water-Supply Scheme, District Kalat.	Do.	0.333	0.100	0.040	...	0.040	...	0.233

20.	Kharan Water-Supply Scheme, District Kharan.	Do.	0.253	0.070	0.028	...	0.028	...	0.183
21.	Turbat Water-Supply Scheme, District Mekran.	Do.	0.272	0.070	0.028	...	0.028	...	0.202
22.	Jiwani Water-Supply Scheme, District Mekran.	Do.	2.000	0.200	0.080	...	0.080	...	1.750
23.	Mirpur Mathalo Water-Supply Scheme, District Sukkur.	Do.	0.175	0.138	0.055	...	0.055	...	0.037
24.	Pirvaloi Water-Supply Scheme, District Khairpur.	Do.	0.163	0.132	0.053	...	0.053	...	0.031
25.	Khadhos Water Supply Scheme, District Nawabshah.	Do.	0.340	0.138	0.040	..	0.040	..	0.245
26.	G h o u s p u r Water-Supply Scheme, District Jacobabad.	Do.	0.125	0.075	0.030	..	0.030	..	0.050
27.	Kumri Water-Supply Scheme, District Tharparkar.	Do.	0.407	0.100	0.040	..	0.040	..	0.257
28.	Jhol Water-Supply Scheme, District Sanghar.	Do.	0.358	0.100	0.040	..	0.040	..	0.218
29.	Nasarpur Water-Supply Scheme, District Hyderabad.	Do.	0.167	0.075	0.030	..	0.030	..	0.067
30.	Jung Shahi Water-Supply Scheme, District Thatta.	Do.	0.240	0.075	0.030	..	0.030	..	0.134
31.	Dadu Water-Supply Scheme, District Dadu.	Do.	0.737	0.150	0.060	..	0.060	..	0.537
32.	Water Supply Scheme at village Saleh Muhammad Rajar, District Tharparkar.	Do.	0.197	0.050	0.020	..	0.020
33.	Memon Goth Water-Supply Scheme, District Karachi.	Do.	0.341	0.100	0.040	..	0.040	..	0.201
34.	Kahrta Water-Supply Scheme, District Rawalpindi.	Do.	0.283	0.075	0.030	..	0.030	..	0.208
35.	Fateh Jang Water Supply Scheme, District Campbellpur.	Do.	0.392	0.075	0.030	..	0.030	..	0.292
36.	Malkwal Water-Supply Scheme, District Gujrat.	Do.	0.488	0.075	0.030	..	0.030	..	0.388
37.	Improvement of Thal Water-Supply Scheme from Sardhi Spring to Pirkhara, Tehsil Pind Dadan Khan, District Jhelum.	Do.	0.848	0.100	0.040	..	0.040	..	0.698
38.	Pind Dadan Khan Water-Supply Scheme, District Jhelum.	Do.	0.583	0.100	0.040	..	0.040	..	0.458

Sl. No.	Name of the Scheme	Status of the Scheme	Estimated cost	Estimated expenditure during the 2nd Plan period	Third Plan Allocation	Revised Estimates 1964-65	Provision for 1965-66	Foreign Exchange required for 1965-66			Source of Foreign Aid	Expenditure in subsequent years			
								Total	Foreign Aid	Own resources		1966-67	1967-68	1968-69	1969-70
1	2	3	4	5	6	7	8	9	10	11	12	13	14	15	16
39.	Extension of Water Supply from Billawal and Saroba village to Athar Langar and Ahmadabad Village, District Jhelum.	Yet to be approved..	0.500	0.100	0.030	..	0.030
40.	Daraban Kalan Water-Supply Scheme, District D. I. Khan.	Do.	0.241	0.075	0.030	..	0.030	..	0.166
41.	Community Water-Supply Scheme, for village Ranwal Man- Jhi Khel, Chagwal, Kathla, Pota, Chakoan, Takwara, Kot Isa Khan. Kiri Malang, District D. I. Khan.	Do	3.124	0.200	0.080	..	0.080	..	2.824
42.	Choriwala Water-Supply Scheme, District Bannu.	Do.	0.216	0.075	0.030	..	0.030	..	0.141
43.	Extension of Shahbaz Khel Water-Supply Scheme, District Bannu.	Do.	0.405	0.100	0.040	..	0.040	..	0.305
44.	Isa Khel Water-Supply Scheme, District Bannu.	Do.	0.110	0.050	0.020	..	0.020	..	0.060
45.	Domel Water-Supply Scheme, District Bannu.	Do.	0.100	0.050	0.020	..	0.020	..	0.050
46.	Khanqah Sharif-cum--Samasatta Water-Supply Scheme, District Bahawalpur.	Do.	0.479	0.200	0.080	..	0.080	..	0.279
47.	Qaimpur Water-Supply Scheme, District Bahawalpur.	Do.	0.195	0.100	0.040	..	0.040	..	0.095
48.	Khattan Water-Supply Scheme, District Bahawal Nagar.	Do.	0.224	0.100	0.040	..	0.040	..	0.124
49.	Nursar Water-Supply Scheme, District Bahawalnagar.	Do.	0.199	0.100	0.040	..	0.040	..	0.099

50.	Khan Bela Water-Supply Scheme, District Rahimyar Khan.	Do.	0.226	0.100	0.040	..	0.040	..	0.126
51.	Tehkal Bala Water-Supply Scheme, District Peshawar.	Do.	0.653	0.100	0.040	..	0.040	..	0.533
52.	Dam Tor Water-Supply Scheme, District Hazara.	Do.	0.224	0.075	0.030	..	0.040	..	0.149
53.	Thall Water-Supply Scheme, District Kohat.	Do.	0.630	0.100	0.040	..	0.010	..	0.480
54.	Swabi Water-Supply Scheme, District Mardan.	Do.	0.755	0.100	0.040	..	0.040	..	0.605
55.	Water Supply Schemes for Abadi on Bank of Mangal River, District Abbottabad.	Do.	0.150	0.050	0.015	..	0.015
56.	Drinking Water-Supply in new Chak Abbadis in Guddu Barrage Area.	Approved	0.180	0.100	0.100	0.100	0.100	0.100

Total (New Schemes)

6.013 2.315 .. 2.315

Tools and Plant ..

0.979

Total (Rural Water-Supply Schemes) ..

23.454 10.320 .. 10.320

URBAN WATER-SUPPLY SCHEMES

On-Going Schemes

1.	Hyderabad Water Supply Scheme Phase-II.	Not approved	3.000	0.337	..	0.200	1.000	0.700	0.700	1.163
*2.	Basic Survey for Urban Water-Supply Schemes.	Approved ..	0.726	0.587	..	0.100	0.150	0.027
3.	Trial Boring in Urban Areas of West Pakistan.	Do.	0.877	0.150	..	0.150	0.200	0.284	0.283
4.	Expanded Consulting Engineering Services for 28 Water Supply and Sewerage Schemes for Major Cities of West Pakistan.	Do.	9.100	2.000	..	2.000	2.500	1.500	1.500	3.000	1.100
**5.	Preparation of feasibility report for Water Supply and Sewerage Schemes for Minor towns in West Pakistan.	Do.	1.500	0.300	..	0.300	0.500	0.250	..	0.250

*Subsequent expenditure will be covered by a Project.

**No scheme other than Quetta Water Supply and Sewerage Scheme was approved by Government.

(Million Rupees)

Sl. No.	Name of the Scheme	Status of the Scheme	Estimated cost	Estimated expenditure during the 2nd Plan period	Third Plan Allocation	Revised Estimates 1964-65	Provision for 1965-66	Foreign Exchange required for 1965-66			Source of Foreign Aid	Expenditure in subsequent years			
								Total	Foreign Aid	Own resources		1966-67	1967-68	1968-69	1969-70
1	2	3	4	5	6	7	8	9	10	11	12	13	14	15	16
6.	Extension of Water Supply Scheme, Haroonabad, District Bahawalnagar.	Approved ..	*0.707	0.757	..	0.332	0.443	0.221	..	0.221
7.	Improvement of Pakistan Water Supply Scheme.	Un-Approved	1.003	0.150	..	0.150	0.300	0.150	..	0.150	..	0.224	0.249
8.	Mansehra Water Supply Scheme	Approved ..	0.516	0.170	..	0.170	0.200	0.100	..	0.100	..	0.142
9.	Tando Allahyar Water Supply Scheme.	Approved ..	0.776	0.240	..	0.240	0.300	0.175	..	0.175	..	0.060
10.	Improvement to Water Supply Scheme, Gojra, District Lyallpur.	Not approved	1.536	0.200	..	0.200	0.400	0.200	..	0.200	..	0.236	0.200
11.	Lyallpur Water Supply Extension Project.	Approved ..	1.957	0.756	..	0.598	0.500	0.250	..	0.250	..	0.399
12.	Mirpurkhas Water-Supply Scheme.	Do.	4.130	1.351	..	0.800	0.400	0.200	..	0.200	..	0.630	1.049
13.	Multan Water Supply Scheme.	Do.	8.569	1.305	..	1.000	1.000	0.700	0.700	1.500	2.101	1.163	..
14.	Sukkur Water Supply Scheme	Do.	2.460	1.345	..	0.800	0.400	0.200	..	0.200	..	0.315
15.	Sukkur Sewerage and Drainage Scheme Phase-I.	Do.	5.000	0.299	..	0.200	0.600	0.300	..	0.300	..	1.726	1.725
16.	Gujranwala Water Supply Scheme.	Do.	14.774	0.418	..	0.200	1.000	0.700	0.700	3.000	3.000	3.000	1.356
17.	Gujranwala Drainage Scheme	Do.	1.315	0.250	..	0.250	0.600	0.300	..	0.300	..	0.265
18.	Sargodha Water Supply Extension Project.	Do.	3.415	2.008	..	0.800	0.500	0.300	..	0.300	..	0.392
19.	Sargodha Sewerage Scheme ..	Do.	7.000	0.956	..	0.200	0.500	0.250	..	0.250	..	1.193	2.020	0.831	..
20.	Jacobabad Water Supply Scheme.	Do.	2.380	0.514	..	0.200	0.300	0.150	..	0.150	..	1.400

21.	Sheikhupura Scheme.	Water-Supply	Approved	..	1.695	0.452	..	0.200	0.500	0.350	0.350	0.393
22.	Nawabshah Scheme.	Water Supply	Do.	..	1.800	0.289	..	0.200	0.400	0.200	..	0.200	..	1.111
23.	Thatta Water Supply Scheme		Do.	..	1.600	0.355	..	0.200	0.350	0.175	..	0.175	..	0.945
24.	Rawalpindi Scheme.	Water Supply	Do.	..	13.880	1.520	..	1.500	4.000	1.000	..	1.000	..	2.380	2.490	2.400	..
25.	Re-modelling of Storm Water Channel, Lahore.	Mian Mir	Do.	..	1.955	0.737	..	0.700	0.800	0.400	..	0.400	..	0.038
26.	Peshawar Sewerage Scheme		Do.	..	10.000	0.402	..	0.200	0.300	0.150	..	0.150	..	3.550	2.774	2.774	..
27.	Bahawalpur Phase-I.,	Drainage Scheme,	Do.	..	2.480	1.300	..	1.000	1.000	0.500	..	0.500
28.	D. I. Khan Scheme.	Water Supply	Do.	..	1.264	0.948	..	0.650	0.400	0.200	..	0.200
29.	D. G. Khan Scheme.	Water Supply	Do.	..	1.500	1.199	..	0.750	0.300	0.150	..	0.150
30.	Chishtian Water Supply Scheme		Do.	..	1.200	0.677	..	0.375	0.525	0.262	..	0.262
31.	Extension and Improvement of Sewerage, Chishtian.		Do.	..	0.478	0.392	..	0.050	0.086	0.043	..	0.043
32.	Khairpur Water Supply Scheme		Do.	..	1.000	0.253	..	0.100	0.350	0.175	..	0.175	..	0.397
33.	Water Supply Scheme, Bahawalnagar.		Do.	..	1.345	0.957	..	0.405	0.500	0.250	..	0.250
34.	Extension and Improvement of Sewerage Scheme, Bahawalnagar.		Do.	..	1.199	1.199	..	0.599	0.100	0.050	..	0.050
35.	Water Supply Scheme, Sadiqabad, Phase I and II.		Do.	..	1.040	1.024	..	0.400	0.040	0.020	..	0.020
36.	Water Supply Scheme, Sialkot		Do.	..	2.500	0.500	0.800	0.500	..	0.500	..	0.125

Total (On-going Scheme)

22.244 11.071 3.950 7.121

(Million Rupees)

Sl. No.	Name of the Scheme	Status of the Scheme	Estimated cost	Estimated expenditure during the 2nd Plan period	Third Plan Allocation	Revised Estimates for 1964-65	Provision for 1965-66	Foreign Expenditure required for 1965-66			Source of Foreign Aid	Expenditure in subsequent years			
								Total	Foreign Aid	Own resources		1966-67	1967-68	1968-69	1969-70
1	2	3	4	5	6	7	8	9	10	11	12	13	14	15	16
URBAN WATER SUPPLY SCHEME															
(New Schemes)															
1.	Rahimyar Khan Water Supply Scheme-II.	Not approved	0.800	0.300	0.150	..	0.150	..	0.500
2.	Chakwal Water Supply Scheme, District Jhelum.	Do.	0.600	0.200	0.100	..	0.100	..	0.400
3.	Kohat Water Supply Scheme, District Kohat.	Do.	1.332	0.300	0.150	..	0.150	..	0.832
4.	Bannu City Water Supply Scheme, Bannu.	Do.	0.600	0.250	0.125	..	0.125	..	0.350
5.	Bahawalpur Water Supply Scheme, Phase-II.	Do.	1.500	0.450	0.225	..	0.225	..	1.050
6.	Ahmadpur East Water Supply Scheme, Phase-II.	Do.	0.300	0.150	0.075	..	0.075	..	0.150
7.	Kasur Water Supply Scheme.	Do.	1.600	0.200	0.100	..	0.100	..	1.350
8.	Tando Adam Water Supply Scheme, District Sanghar.	Do.	1.503	0.200	0.100	..	0.100	..	1.303
9.	Lahore Water Supply Scheme, Phase-I.	Do.	138.800	2.000	1.500	1.500	136.300
Total (New Scheme)		4.050	2.525	1.500	1.025
Tools and plant		7.96	7.96	1.171
Total (Urban Water Supply Scheme).		27.465	13.596	5.450	8.146

GOVERNMENT SERVANTS
HOUSING

(a) ON GOING SCHEME

1.	Construction of additional accommodation for various Government Departments at Divisional Headquarter, Peshawar.	Approved	3.546	2.000	..	1.000	0.800	0.090	..	0.090
2.	Construction of additional accommodation (Annexe) at West Pakistan House, Rawalpindi.	Do.	0.555	0.150	..	1.150	0.350	0.030	..	0.030
3.	Additional Accommodation (VIP) Annexe at West Pakistan House, Murree.	Do.	0.245	0.200	..	0.200	0.049
4.	Development of Sector No. 7 (1st phase) in Jail Area Scheme, Lahore.	Do.	4.282	4.020	..	0.012	0.020
5.	Replacement of cracked and worn out Battens in 'A' 'B' and 'C' Quarters, Chauburji Gardens Estate, Lahore.	Do.	0.870	0.870	..	0.182	0.082
6.	Acquisition of No. 22, Aikman Road, Lahore, for Ministers residence.	Do.	0.450	0.371	..	0.100	0.080
7.	Providing accommodation for 36 M. P. As. Flats at Egerton Road, Lahore and acquisition of land.	Do.	2.103	0.780	..	0.500	0.800	0.100	..	0.100
8.	Development of Jail Area Scheme, Lahore.	Do.	3.760	2.548	..	1.000	0.400	0.080	..	0.080
9.	Construction of additional Officer residences at Jail Area, Lahore.	Do.	1.998	2.021	..	1.100	0.035
10.	Construction of additional Staff Quarters in Wahdat Colony, Lahore.	Do.	1.998	1.661	..	1.300	0.030
11.	Construction of married quarters for 1 Sub-Inspector, and 1 Assistant Sub-Inspector, a Head Constable at Police Station, Tibbi, Lahore.	Do.	0.139	0.078	0.042
12.	Additions and alterations to Mohalla Mosque in Wahdat Colony, Lahore.	Do.	0.020	0.009	0.011

Sl. No.	Name of the Scheme	Status of the Scheme	Estimated cost	Estimated expenditure during the 2nd Plan period	Third Plan Allocation	Revised Estimates for 1964-6	Provision for 1965-66	Foreign Exchange required for 1965-66			Source of Foreign Aid	Expenditure in subsequent years			
								Total	Foreign Aid	Own resources		1966-67	1967-68	1968-69	1969-70
1	2	3	4	5	6	7	8	9	10	11	12	13	14	15	16
13.	Construction of Secretaries residences at Lahore.	Approved	0.921	0.810	..	0.620	0.005
14.	Replacement of water-supply pipe line at G. O. R. Estate No. 1, Lahore.	Do.	0.125	0.100	..	0.100	0.025
15.	Construction of Residential Quarters for Tahsildar and Naib-Tahsildar, Lahore.	Do.	0.091	0.011	0.080
16.	Construction of Staff Quarters attached to Sub-Tahsil Building, Sharakpur.	Do.	0.021	0.002	0.019
17.	Construction of Residential accommodation for Government servants in Sargodha Division.	Do.	28.700	1.000	..	1.000	1.500
18.	Construction of One-Unit accommodation at Multan.	Do.	3.788	1.730	3.405	0.330	0.540
19.	Construction of additional residential accommodation in One Unit Colony at Multan.	Do.	1.516	1.007	0.367	0.750	0.563
20.	Construction of additional accommodation in One-Unit Colony, Bahawalpur.	Do.	1.753	1.477	1.200	0.500	0.301
21.	Construction of One-Unit accommodation at Khairpur.	Do.	2.314	1.576	0.256	1.300	0.745	0.075	..	0.075
22.	Construction of One-Unit accommodation at Quetta, Phase II.	Do.	6.000	6.110	..	0.465	0.100
23.	Construction of residential accommodation for Tehsildars in Quetta Division.	Do.	0.413	0.457	..	0.313	0.038	0.004	..	0.004
24.	Construction of Tehsildars and Naib-Tehsildars quarters in Kalat Division.	Do.	0.343	0.317	..	0.200	0.061	0.007	..	0.007
Total (a) (On-going Schemes)							6.676	0.386	..	0.386					

(b) *New Schemes:*

1.	Construction of quarters for the Revenue staff at Karak.	Do.	0.017	0.017	
2.	Construction of quarters for the staff of Tehsildars and Naib-Tehsildar, Karak.	Do.	0.017	0.017	
3.	Construction of quarters for the staff of Extra Assistant Commissioner, Karak.	Do.	0.017	0.017	
4.	Construction of quarters for tehsil staff at Karak.	Do.	0.017	0.017	
5.	Construction of quarters for Naib-Tehsildar, Kohat.	Do.	0.015	0.015	
6.	Construction of quarters for the staff of Assistant Commissioner, Hangu.	Do.	0.017	0.017	
7.	Construction of quarters for the English staff of Assistant Commissioner, Hangu.	Do.	0.017	0.017	
8.	Construction of Residential Bungalow for Extra Assistant Commissioner, Haripur.	Do.	0.035	0.035	
9.	Construction of residential Bungalow for Extra Assistant Commissioner, Mansehra.	Do.	0.048	0.048	
10.	Construction of Residential Accommodation for Buildings and Roads Divisional Staff at Nowshera.	Subject to approval.	0.500	0.200	0.010	..	0.010	..	0.300	
11.	Construction of Residential Accommodation for Buildings and Roads staff of Two Divisions at Kohat.	Subject to approval.	0.750	0.200	0.010	..	0.010	..	0.550	
12.	Construction of Residential Accommodation for Government Servants of various Departments at Peshawar.	Do.	5.000	0.200	0.020	..	0.020	..	1.500	1.500	1.500	0.300
13.	Construction of West Pakistan House at Abbottabad.	Do.	1.000	0.200	0.020	..	0.020	..	0.500	0.300
14.	Construction of married quarters for 1 Assistant Sub-Inspector and 1 Foot Constable at Police Post Bagnotar, District Hazara.	Approved	0.020	0.020

Sl. No.	Name of the Scheme	Status of the Scheme	Estimated cost	Estimated expenditure during the 2nd Plan period	Third Plan Allocation	Revised Estimates for 1964-65	Provision for 1965-66	Foreign Exchange required for 1965-66			Expenditure in subsequent years				
								Total	Foreign Aid	Own resources	Source of Foreign Aid	1966-67	1967-68	1968-69	1969-70
1	2	3	4	5	6	7	8	9	10	11	12	13	14	15	16
15.	Construction of married quarters, for 1 Sub-Inspector, A. S. I. Head Constable, and 5 Foot Constables, Police Station Batagram, District Hazara.	Approved	0.099	0.099
16.	Construction of married quarters for 1 Assistant Sub-Inspector, 1 Head Constable and Guard Room at Police Station, East Cantonment, Peshawar.	Do.	0.030	0.030
17.	Construction of Residential Accommodation for the Buildings and Roads Staff of two Divisions at Dera Ismail Khan.	Subject to Approval.	1.000	0.300	0.030	..	0.030	..	0.500	0.200
18.	Construction of residential accommodation for Buildings and Roads Divisional Staff at Bannu.	Do.	0.403	0.200	0.203
19.	Construction of quarter for Assistant Superintendent in C. Jail, Dera Ismail Khan.	Approved	0.024	0.010	0.014
20.	Provision of Flush System in residence of Deputy Commissioner, Jhelum.	Do.	0.011	0.011
21.	Construction of two water storage Tank at Nathiagali.	Do.	0.020	0.020	0.002	..	0.002
22.	Minor Works (Government House, Murree).	Do.	0.050	0.050
23.	Construction of Residential Accommodation for Government Servants at Rawalpindi (Gazetted and Non-Gazetted).	Subject to approval.	2.00	0.200	0.020	..	0.020	..	1.000	0.800

24.	Reconstruction of 3 Servant Quarters and 2 Garrages in S.D.Ms. residence, Kasur.	Approved	0-015	0-015
25.	Water-Supply Sanitary installation and sewerage in Deputy Commissioner's residence, Gujranwala.	Do.	0-019	0-019
26.	Construction of residential accommodation for 3 Ministers (G.O. R.I.), Lahore.	Subject to approval.	0-720	0-300	0-040	..	0-040	..	0-320
27.	Construction of 24 Garages 'C' Type Flats in G. O. R, III, and Lahore.	Do.	0-110	0-080	3-030
28.	Construction of accommodation for One Speaker in G. O. R., Lahore.	Approved	0-242	0-200	0-020	..	0-020	..	0-042
29.	Construction of accommodation for One Deputy Speaker and 8 Secretaries residences in G.O.R. I., Lahore.	Do.	1-053	0-600	0-050	..	0-050	..	0-453
30.	Construction of accommodation for senior officers residences in (G.O.R. II) " B " Type 6 No. Lahore.	Do.	0-480	0-480	0-050	..	0-050
31.	Construction of accommodation for Junior Officers residences in G.O.R., II, Lahore.	Do.	0-505	0-505	0-050	..	0-050
32.	Construction of 100 number "D" Type quarters in Wahdat Colony, Lahore.	Do.	3-000	1-200	0-150	..	0-150	..	1-500	0-200	..
33.	Construction of 100 number Peon quarters in Chauburgi Garden Estate, Lahore.	Do.	0-620	0-400	0-040	..	0-040	..	0-220
34.	Construction of Mosque in G. O. R. Estate, Lahore.	Do.	0-068	0-050	0-005	..	0-005	..	0-018
35.	Additions and Alterations to existing Bungalows and quarters at the time of carrying out New Plots in G. O. R. Estate, Lahore.	Do.	0-132	0-132	0-005	..	0-005
36.	Minor works Government House, Lahore.	Do.	0-050	0-050	0-005	..	0-005
37.	Additions and Alterations to Ministers residences, Lahore.	Do.	0-050	0-050
38.	Construction of Additional Officers residences at Jail area, Lahore (Phase III).	Not approved	1-000	0-900	0-100	..	0-100	..	0-100

Sl. No.	Name of the Scheme	Status of the Scheme	Estimated cost	Estimated expenditure during the 2nd Plan period	Third Plan Allocation	Revised Estimates for 1964-65	Provision for 1965-66	Foreign Exchange required for 1965-66			Source of Foreign Aid	Expenditure in subsequent years			
								Total	Foreign Aid	Own resources		1966-67	1967-68	1968-69	1969-70
1	2	3	4	5	6	7	8	9	10	11	12	13	14	15	16
39.	Construction of Sub-Inspectors quarters at Police Station Yakki Gate, Lahore.	Approved	0.023	0.023
40.	Construction of married quarters for 3 Foot Constables at Police Recruit Training Centre, Walton, Lahore.	Do.	1.030	0.030
41.	Providing water-supply sewerage scheme, sanitary installation in Additional Commissioner. Residence at Sargodha.	Do.	0.017	0.017
42.	Water-Supply sanitary installations and sewerage system, in the residence of Deputy Commissioner, Mianwali.	Do.	0.016	0.016
43.	Construction of residence of Superintending Engineer, Provincial Circle, Lyallpur and two Nos. quarters for subordinates.	Do.	0.102	0.056	0.046
44.	Construction of residential accommodation for Sub-Divisional Officer, Provincial, Sub-Divisional, Toba Tek Singh.	Do.	0.050	0.050
45.	Construction of married quarters for 1 Sub-Inspector, and 2 Assistant Sub-Inspectors, and 1 Head Constable at Police Station Mocchh, District Mianwali.	Do.	0.064	0.064
46.	Construction of 'A' class Quarters at Montgomery.	Approved	0.067	0.067

47.	Construction of pooled accommodations for various Departments at Multan.	Do.	2.943	0.200	0.020	..	0.020	..	1.000	1.000	0.745	..
48.	Construction of residential accommodation for Superintending Engineer, Provincial Circle, Multan and Executive Engineer, Multan.	Under approval.	0.140	0.056	0.084
49.	Construction of married quarters for 1 Sub-Inspector, 1 Assistant Sub-Inspector, 1 Head Constable and 5 Foot Constables at Police Station Mitrool, District Multan.	Approved	0.075	0.075
50.	Construction of three quarters for Clerks and Head Warder at District Jail, Rajapur.	Do.	0.035	0.035
51.	Construction of pooled residential accommodation for various Departments, at Rahimyar Khan.	Subject to approval.	0.910	0.200	0.020	..	0.020	..	0.710
52.	Construction of pooled residential accommodation for various Departments at Bahawalpur.	Do.	1.963	1.000	0.050	..	0.020	..	1.000	0.763
53.	Construction of residential accommodation for Sub-Division Officer at Haroonabad.	Under approval.	0.050	0.050
54.	Construction of Foot Constable quarters in District Police Lines, Bahawalnagar.	Approved	0.059	0.059
55.	Construction of residential Bungalow for Assistant Commissioner, Kandhkot, District Jacobabad.	Do.	0.048	0.048
56.	Construction of Residential Bungalow or Deputy Collector Jacobabad at Jacobabad.	Do.	0.048	0.048
57.	Construction of D Category Bungalow for Dafadar, Nawabshah.	Do.	0.046	0.046
58.	Construction of D-Type Bungalow for Mukhtiarkar, Nawab Shah.	Do.	0.046	0.046
59.	Construction of Mukhtiarkar's Quarters at Garhi Khairo, District Jacobabad.	Do.	0.049	0.049

Sl. No.	Name of the Scheme	Status of the Scheme	Estimated cost	Estimated expenditure during the 2nd Plan period	Third Plan Allocation	Revised Estimates for 1964-65	Provision for 1965-66	Foreign Exchange required for 1965-66			Source of Foreign Aid	Expenditure in subsequent years			
								Total	Foreign Aid	Own resources		1966-67	1967-68	1968-69	1969-70
1	2	3	4	5	6	7	8	9	10	11	12	13	14	15	16
60.	Construction of Mukhtjarkar's Quarters at Thul, District Jacobabad.	Approved	1.049	0.049
61.	Addition and alteration to Deputy Commissioner's House, Khairpur.	Do.	0.010	0.010
62.	Construction of Residential Bungalow for Treasury Officer, Nawabshah.	Do.	0.046	0.046
63.	Construction of Residential accommodation for Government Servants at Khairpur.	Subject to approval.	3.500	0.200	0.020	..	0.020	..	1.200	1.200	0.900	..
64.	Construction of Staff Dispensary at District Jail Sukkur.	Do.	0.042	0.020
65.	Construction of residential Bungalow for A. P. A. A.D.M., Nasirabad at Jhatpat.	Approved.	0.048	0.048
66.	Construction of residential accommodation for Government servants at Hyderabad.	Subject to approval.	4.000	0.200	1.500	1.500	0.800	..
67.	Construction of residential accommodation for Executive Engineer and Two Assistant Engineers and their staff at Dadu.	Do.	0.407	0.060	0.006	..	0.006	..	0.200	0.147
68.	Construction of residential accommodation for Executive Engineer and one Assistant Engineer and his staff at Mirpur Khas.	..	0.309	0.060	0.006	..	0.006	..	0.200	0.049
69.	Construction of residential accommodation for Assistant Engineer and his staff at Mehar.	Approved.	0.097	0.060	0.003	..	0.003	..	0.037

70.	Construction of Residential accommodation for Assistant Engineers and his staff at Ratodero.	Do.	0-097	0-040	0-003	..	0-003	..	0-057
71.	Construction of residential accommodation for Assistant Engineer and his staff at Sanghar.	Do.	0-097	0-060	0-007	..	0-007	..	0-037
72.	Providing Electric installation in Government quarters at Loralai.	Do.	0-036	0-036
73.	Construction of Naib Tehsildar's quarters at Drug (Loralai).	Do.	0-017	0-017
74.	Construction of Patwari quarters at Uchwani (Loralai).	Do.	0-010	0-010
75.	Construction of quarter for Vernacular Assistant, Loralai.	Do,	0-010	0-010
76.	Construction of quarter for Tehsildar, Sui.	Do.	0-045	0-045
77.	Construction of Bungalow for Assistant Political Agent at Nushki.	Do.	0-054	0-054
78.	Construction of bungalow for Treasury Officer at Nushki.	Do.	0-036	0-036
79.	Construction of quarters for other staff, Nushki.	Do.	0-082	0-082
80.	Construction of two Naib-Tehsildar quarters in Zhob.	Do.	0-062	0-062
81.	Construction of residential accommodation for Buildings and Roads Staff at Gulistan, Pishin, Chaman, Barshore, Loralai, Sibi, Fortsandeman and Dalbandin.	Subject to approval.	2-635	0-500	0-040	..	0-040	..	1-000	1-000	0-135	..
82.	Construction of residential accommodation for various departments at Quetta.	Do.	5-000	1-000	0-200	..	0-200	..	2-000	2-000
83.	Construction of Bungalow Superintendents District Jail Quetta.	Do.	0-034	0-030	0-004
84.	Construction of 5 quarters for the staff of District Jail Quetta.	Do.	0-036	0-030	0-006

Sl. No.	Name of the Scheme	Status of the Scheme	Estimated cost	Estimated expenditure during the 2nd Plan period	Third Plan Allocation	Revised Estimate for 1964-65	Provision for 1965-66	Foreign Exchange required for 1965-66			Source of Foreign Aid	Expenditure in subsequent years			
								Total	Foreign Aid	Own resources		1966-67	1967-68	1968-69	1969-70
1	2	3	4	5	6	7	8	9	10	11	12	13	14	15	16
16.	Construction of S.D.M. Court, Colony Offices and Residential Buildings of New District Headquarters. Vehari.	Approved.	0.482	0.295	..	0.200	0.204
17.	Construction of Office building of Assistant Commissioner District Jacobabad.	Do.	0.070	0.051	..	0.009	0.020
18.	Remodelling of District Jail, Larkana.	Do.	0.124	0.110	..	0.110	0.020
19.	Construction of Buildings for Public Works Department Officers & Staff in Ghulam Muhammad Barrage, Hyderabad.	Do.	3.899	1.026	..	0.600	0.400	0.700	0.500	0.400	0.483
20.	Construction of officers building for Executive Engineer at Mirpurkhas and for 4 Sub-Divisional Officers, Offices at Mirpurkhas, Sanghar, Digri and Jamesabad.	Do.	0.205	0.210	..	0.135	0.057
21.	Construction of Office and residential accommodation for Staff of Settlement Survey and Record Department, Hyderabad.	Do.	0.343	0.279	..	0.243	0.047
22.	Construction of Divisional Headquarters at Khuzdar.	Do.	9.051	4.922	..	3.000	1.800	0.202	..	0.202
23.	Construction of a New Police Station with Married Quarters at Sui, District Sibi.	Do.	0.231	0.232	..	0.100	0.023	0.002	..	0.002
24.	Construction of office and residential accommodation at various places for the staff working in Buildings and Roads Department, Western Region, Quetta.	Do.	2.516	0.979	..	0.750	1.300	0.141	..	0.141

25.	Construction of Mechanical Workshop at Khuzdar.	Do.	0.281	0.200	0.081	0.008	..	0.008
26.	Construction of a Rest House at Pangur.	Do.	0.022	0.013	0.009
27.	Construction of Tehsil and Sub-Tehsil Headquarter including Staff quarters in Kalat Division.	Do.	0.661	0.661	..	0.500	0.061	0.006	..	0.006
28.	Construction of Platoon Posts, Headquarters Buildings, etc. in Kalat Division.	Not approved.	2.850	0.200	..	0.200	0.900	0.100	..	0.100
29.	Construction of multi-storeyed Government Office Building at Karachi.	Approved.	2.700	0.100	..	0.100	0.500	0.100	..	0.100	..	2.593
30.	Acquisition of Evacuee Property in West Pakistan.	Do.	9.813	8.730	..	6.280	1.000
31.	Buildings for West Pakistan Rangers :—													
	Lahore	Do.	4.630	2.446	..	1.439	1.600	} 0.250	..	} 0.250
	Bahawalpur	Do.	1.534	1.702	..	0.110	..							
	Hyderabad	Do.	3.951	1.234	..	0.951	0.900							
32.	Providing Additional Accommodation in Jails at :—													
	Shahpur	Do.	0.207	0.206	..	0.031	0.002
	Bahawalpur	Do.	0.949	0.937	..	0.442	0.500
	Multan	Do.	0.643	0.243	..	0.200	0.409
	D. G. Khan	Do.	0.513	0.237	..	0.200	0.277
	Khairpur	Do.	0.245	0.110	..	0.110	0.045
Total (On-going Schemes)						17.069	1.852	..	1.852					

(b) NEW SCHEMES :

1.	Construction of Police Post with married quarters (Ayubia) District Hazara.	Approved ..	0.086	0.036
2.	Construction of Court Room for E.A.C. at Haripur.	Do.	0.024	0.024

Sl. No.	Name of the Scheme	Status of the Scheme	Estimated cost	Estimated expenditure during the 2nd Plan period	Third Plan Allocation	Revised Estimates for 1964-65	Provision for 1965-66	Foreign Exchange required for 1965-66			Source of Foreign Aid	Expenditure in subsequent years			
								Total	Foreign Aid	Own resources		1966-67	1967-68	1968-69	1969-70
1	2	3	4	5	6	7	8	9	10	11	12	13	14	15	16
3.	Construction of waiting room in Kutchery Compound, Abbottabad.	Approved.	0.011	0.011
4.	Construction of Additional Lockup in District Courts, Peshawar.	Do.	0.020	0.020
5.	Construction of a Hall near Mulaqat Room of A.C., Hangu.	Do.	0.021	0.021
6.	Extension of Bar-room at Kohat.	Do.	0.013	0.013
7.	Construction of Bar room at Mardan.	Do.	0.013	0.013
8.	Improvement to interview room at the Central Prison, Peshawar.	Do.	0.010	0.010
9.	Construction of Barracks for prisoners and providing iron grating doors to existing barracks in Sub-Jail, Lakki.	Do.	0.021	0.021
10.	Construction of Office Buildings for C. Es' and Subordinate Offices of the Buildings and Roads Department at Peshawar.	Subject to approval.	1.500	0.100	0.700	0.700
11.	Construction of Police Post No. 2 City, D. I. Khan.	Approved.	0.026	0.026
12.	Construction of Police Post with married quarters for 1 A.S.I., 1 H.C. and 4 F. Cs. at Khak, District Bannu.	Do.	0.093	0.093

13.	Construction of Police Station and 2 Police Posts with married quarters at Kharian Cantt., District Gujrat.	Do.	0.284	0.284
[14.	Extension of Bar room at Campbellpur.	Do.	0.010	0.010
15.	Replacement of D.C. fans with A.C. fans in District Courts, Jhelum.	Do.	0.013	0.013
[16.	Providing Electric Installation in the Tehsil Building at Kharian.	Do.	0.012	0.012
17.	Providing flush system in the bath-rooms attached to the Judges Chambers in the High Court Building.	Do.	0.045	0.045
18.	Construction of intermediate floors in the Court Room of West Wing of Lahore High Court Building occupied by the Supreme Court of Pakistan.	Do.	0.028	0.028
19.	Re-construction of Police Station Puhklian, District Sialkot.	Do.	0.062	0.062
20.	Construction of Liaquat Memorial, Rawaplindi.	Un-approved.	1.500	0.550	0.060	..	0.060	..	0.500	0.450
21.	Extension of Clothing Godown and Armoury in the District Police Lines, Sialkot.	Approved.	0.021	0.021
22.	Construction of Barrack No. 2 at P.S. City Qasur, District Lahore.	Do.	0.039	0.039
23.	Extension of Bar Room, District Courts, Lahore.	Do.	0.019	0.019
24.	Replacement of roofs of Registration Office and others Lahore.	Do.	0.015	0.015
25.	Providing Electric Installation in Tehsil Building, Lahore.	Do.	0.010	0.010
26.	Construction of a new Court room for the Resident Magistrate, Chunian.	Do.	0.022	0.022
27.	Extension of the General Record Room, District Court, Sialkot.	Do.	0.027	0.027

Sl. No.	Name of the Scheme	Status of the Scheme	Estimated cost	Estimated expenditure during the 2nd Plan period	Third Plan Allocation	Revised Estimates for 1964-65	Provision for 1965-66	Foreign Exchange required for 1965-66			Source of Foreign Aid	Expenditure in subsequent years			
								Total	Foreign Aid	Own resources		1966-67	1967-68	1968-69	1969-70
1	2	3	4	5	6	7	8	9	10	11	12	13	14	15	16
56.	Construction of office for Assistant Engineer, Kandiaro.	Approved.	0.035	0.030	0.003	..	0.003	..	0.005
57.	Construction of Office Accommodation for New Nawabshah Division and 2 Assistant Engineers at Nawabshah.	Do.	0.148	0.040	0.004	..	0.004	..	0.108
58.	Construction of P. W. D. Buildings in Guddu Barrage Project, Sukkur.	Do.	0.500	0.300	0.200
59.	Supply of drinking water for Policemen in Police Lines, Mirpur Khas.	Do.	0.026	0.026
60.	Construction of Record-Room, strong room. Additions alterations in the Treasury Office, Sanghar.	Do.	0.015	0.015
61.	Installation of Electricity in Taluka Office, Digri and Judicial Lock-up.	Do.	0.014	0.014
62.	Construction of visitor room in the office of the Deputy Commissioner, Sanghar.	Do.	0.011	0.011
63.	Rewiring of electric installation at Central Prison, Hyderabad.	Do.	0.020	0.020
64.	Construction of a New District Jail, Dadu.	Do.	0.052	0.052
65.	Construction of Office for the Assistant Engineer at Manjhand.	Do.	0.035	0.030	0.005
66.	Construction of Sub-Tehsil Building and Naib-Thsildar's House at Lobandi.	Do.	0.070	0.070

67.	Construction of office accommodation for Naib-Tehsildar's at Barshore.	Do.	0.024	0.024
68.	Construction of office accommodation for Naib-Tehsildar at Sharan Jomezai.	Do.	0.026	0.026
69.	Construction of office accommodation for Naib-Tehsildar at Sambaza.	Do.	0.025	0.025
70.	Construction of office accommodation for Naib-Tehsildar at Mani Khawa.	Do.	0.025	0.025
71.	Construction of office accommodation for Naib-Tehsildar at Drug.	Do.	0.031	0.031
72.	Construction of a Rest House at Kahan.	Do.	0.061	0.061
73.	Rewiring of the Electric Installation at District Jail, Quetta.	Do.	0.040	0.020	0.020
74.	Construction of Offices for B & R. Staff at Quetta, City, Pishin, Doera Bugti, Dalbandin Sibi, Fort Sandeman and Loralai.	Subject to approval	0.663	0.050	0.006	..	0.006	..	0.613
75.	Construction of Guard room and Single Lock room for Treasury Mastung.	Do.	0.015	0.015
76.	Construction of Strong room at Dhadar Sub-Treasury.	Do.	0.019	0.019
77.	Construction of Strong room at Bhag Sub-treasury.	Do.	0.023	0.023
78.	Construction of Strong room at Lehri Sub-treasury.	Do.	0.022	0.022
79.	Construction of Police Station Dera Bugti with Married Quarters.	Do.	0.242	0.242
80.	Construction of office accommodation for Building and Roads Staff at Mastung, Kharan and Belpat in Kalat Civil Division.		0.146	0.050	0.006	..	0.006	..	0.096

(Million Rupees)

Sl. No	Name of the Scheme	Status of the Scheme	Estimated cost	Estimated expenditure during the 2nd Plan period	Third Plan Allocation	Revised Estimates for 1964-65	Provisions for 1965-66	Foreign Exchange required for 1965-66			Source of Foreign Aid	Expenditure in subsequent years			
								Total	Foreign Aid	Own resources		1966-67	1967-68	1968-69	1969-70
1	2	3	4	5	6	7	8	9	10	11	12	13	14	15	16
81.	Installation of 9 Air Conditioners in the High Court Building at Karachi.	Approved.	0.177	0.177
82.	Acquisition of Land for Model Colony Police Out Post, Karachi.	Do.	0.038	0.038
83.	Minor Works Non-Residential (Jails).	Do.	0.025	0.025
84.	Minor Works (Non Residential) Buildings and Road Department including Civil Secretariat.	Do.	0.400	0.400
85.	Construction of Sub-Divisional Head Quarter Buildings at Batagram.	Do.	1.096	0.150	9.46
Total (New Schemes)							5.002	0.095	..	0.095					
(c) Tools and Plant					0.526	0.216						
Total (Government Offices and Buildings).							22.287	1.947	..	1.947					
Grand Total (Physical Planning and Housing).							162.445	38.071	5.450	32.621					

EDUCATION AND TRAINING

(Million Rupees)

Sl. No.	Name of the Scheme	Status of the Scheme	Estimated cost	Estimated expenditure during the 2nd Plan period	Third Plan Allocation	Revised Estimates for 1964-65	Provision for 1965-66	Foreign Exchange required for 1965-66			Expenditure in subsequent years					
								Total	Foreign Aid	Own resources	Source of Foreign Aid	1966-67	1967-68	1968-69	1969-70	
1	2	3	4	5	6	7	8	9	10	11	12	13	14	15	16	
(a) ON-GOING SCHEMES.																
I.—PRIMARY EDUCATION																
1.	Construction of Primary Schools buildings in backward area of Bahawalpur.	Approved ..	0.015	0.015	..	0.010	00.03	
2.	Expansion of Primary Education in Karachi, facilities for 31,000 students.	Do.	6.000	
	(i) Construction of buildings for Government Primary Schools.	Do.	4.000	2.900	..	1.470	0.300	
	(ii) Equipment for opening of Government Primary Schools.	Do.	1.420	0.338		0.383										
	(iii) Equipment for additional class rooms in Government Schools.	Do.	0.380	0.939												
	(iv) Grant-in-aid for building and equipment for Non-Government Primary Schools.	Do.	0.200	0.145	0.056	
3.	Improvement of 1,600 existing Primary Schools in backward areas in West Pakistan.	Do.	0.560	0.560	
4.	Establishment of 10 Primary Schools at Islamabad.	Do.	2.240	1.114	..	0.034	0.464	
5.	Upgrading of Government Primary Schools to Middle Schools in the Bahawalpur Division (Programme of Chananpir).	Do.	0.109	0.099	..	0.099	0.014	
Total Primary Education								0.781								

Sl. No.	Name of the Scheme	Status of the Scheme	Estimated cost	Estimated expenditure during the 2nd Plan period	Third Plan Allocation	Revised Estimates for 1964-65	Provisions for 1965-66	Foreign Exchange required for 1965-66			Source of Foreign Aid	Expenditure in subsequent years			
								Total	Foreign Aid	Own resources		1966-67	1967-68	1968-69	1969-70
1	2	3	4	5	6	7	8	9	10	11	12	13	14	15	16
II—Secondary Education—															
1.	Construction of Higher Secondary School at Multan (S.U.S.)	Approved.	0.695	0.104	..	0.052	0.150
2.	Construction of Inter-College at Rahimyar Khan.	Do.	0.318	0.218	..	0.115	0.100
3.	Construction of High School at Kandkot.	Do.	0.349	0.145	..	0.050	0.024
4.	Upgrading of a Middle School to High School, Dadu.	Do.	0.148	0.107	..	0.077	0.060
5.	Construction of Intermediate College and Hostel at Sukkur.	Do.	0.525	0.231	..	0.107	0.163
6.	Construction of High School Hostel for Boys at Sanghar.	Do.	0.700	0.209	..	0.130	0.081
7.	Construction of Higher Secondary School at Rawalpindi.	Do.	0.400	0.095	0.042
8.	Construction of Higher Secondary School at Sheikhpura (S. U. S.).	Do.	0.400	0.116	..	0.007	0.076
9.	Construction of Higher Secondary School at Gujranwala (S. U. S.).	Do.	0.549	0.292	..	0.064	0.016
10.	Construction of a Government High School, Tando Jan Muhammad (S.U.S.).	Do.	0.283	0.216	..	0.043	0.038

11.	Opening of 2 new Government Middle Schools Construction of a School, (Dabeji).	Do.	0.120	0.060	0.050
	(ii) 1963-64 Programme—													
	Opening of 2 new Government Middle Schools.	Do.	0.120	0.120
	(iii) 1964-65 Programme—													
	2 New Government Middle Schools.	Do.	0.130	0.130
	(f) Establishment and Improve.	Do.	0.385
12.	Upgrading of 50 Government and 100 Non-Government Middle Schools to High Standard.	Do.	5.150
	(i) 1960-61 Programme for 30 Schools (20 Government and 10 Non-Government).	Do.	1.205	0.865	..	0.064
	(ii) 1961-62 Programme for 30 Schools (8 Government and 22 Non-Government).	Do.	0.862	0.981	..	0.044
	(iii) 1962-63 Programme for 30 Schools (8 Government and 22 Non-Government).	Do.	0.861	0.353	..	0.043
	(iv) 1963-64 Programme for 30 Schools (7 Government 23 Non-Government).	Do.	0.824	0.852	..	0.228	0.045
	(v) 1964-65 Programme for 30 Schools (7 Government 16 provincialized and 7 Non-Government).	Do.	0.785	0.458	..	4.58	0.333
13.	(iii) 1962-63 Programme for 8 Government and 16 Non-Government.	Do.	0.976	1.030	..	0.050
	(iv) 1963-64 Programme (5 Government and 9 non-Government.) (Workshop at Bhera).	Do.	0.580	0.565	0.026

Sl. No.	Name of the Scheme	Status of the Scheme	Estimated cost	Estimated expenditure during the 2nd Plan period	Third Plan Allocation	Revised Estimates for 1964-65	Provision for 1965-66	Foreign Exchange required for 1965-66			Source of Foreign Aid	Expenditure in subsequent years			
								Total	Foreign Aid	Own Resources		1966-67	1967-68	1968-69	1969-70
1	2	3	4	5	6	7	8	9	10	11	12	13	14	15	16
	* (v) 1964-65 Programme for 13 Workshops (5 Government and 8 Non-Government).	Approved	0.549	0.400	..	0.400	0.149
14.	Opening of 45 Government Double Section High Schools.	Do.	15.150
	(i) 1960-61 Programme for two Schools Shorkot and Mirpur Bothoro.	Do.	0.660	0.647	..	0.055	0.040
	(ii) 1961-62 Programme—Nil
	(iii) 1962-63 Programme for 15 Schools.	Do.	4.950	5.044	..	0.690	0.230
	(iv) 1963-64 Programme for 14 Schools.	Do.	4.800		4.455	..		2.100	0.872
	* (v) 1964-65 Programme for 14 Schools including Quetta and Sibi.	Do.	5.290	2.200	..	2.200	2.940
15.	Construction and improvement of existing Secondary Schools in Karachi.	Do.	1.000	0.909	..	0.250	0.090
16.	Diversification of courses in Secondary Schools, Karachi.	Do.	0.880	0.888	..	0.176	0.005
17.	Addition of Industrial Arts Courses in 300 Government Middle Schools—	Do.	2.880
	(i) 1960-61 Programme for 25 Government Schools.	Do.	0.202	0.239
	(ii) 1961-62 Programme for 68 Government Schools.	Do.	0.544		0.544	..	0.044
	(iii) 1962-63 Programme for 70 Government Schools.	Do.	0.560	0.510	..	0.081
	(iv) 1963-64 Programme for 68 Schools.	Do.	0.544		0.068	..	0.068
	(v) 1964-65 Programme for 69 Schools.	Do.	0.552	0.150	..	0.150	0.402

18.	Improvement of Government High Schools in respect of 500 class rooms, 70 Science rooms and 70 Drawing rooms and other miscellaneous requirements—	Approved	9.100
	(i) 1960-61 Programme Rs. 2.37 budgeted 2.60 lacs outside the budget from I.C.W.) 6 Class rooms 14 Science rooms and 1 drawing room).	Do.	0.490	} 0.502	..	0.030
	(ii) 1961-62 Programme (125 Class rooms 16 Science rooms and 16 Drawing rooms).	Do.	1.603	} 1.870	..	0.052
	(iii) 1962-63 Programme for 125 Class rooms 16 Science rooms, and 16 Drawing rooms.	Do.	1.603	} 1.590	..	0.221
	(iv) 1963-64 Programme for 122 Class rooms, 12 Science rooms, and 12 Drawing rooms.	Do.	1.448	} 1.495	..	0.078
	(v) 1964-65 Programme for 122 class rooms, 12 Science rooms, 12 Drawing rooms.	Do.	1.448	} 0.952	..	0.952	0.440
19.	Establishment of 20 Pilot Secondary Schools.	Do.	3.000
	(i) 1960-61 Programme for 10 Schools.	Do.	1.324	} 1.131
	(ii) 1961-62 Programme for 10 Schools.	Do.	1.254	} 1.287	..	0.078
	(iii) 1962-63 Programme for 20 Schools (Equipment).	Do.	0.200	} 0.200
	(iv) 1963-64 Programme for two Schools left over from the previous years).	Do.	0.222	} 0.334	..	0.112
	(v) Work at G.H.S., Phalia	Do.	0.165	} 0.138	..	0.110	0.027
20.	Improvement of Government and Non-Government Higher Secondary Schools in West Pakistan.	Do.	4.802	}
	(i) 1960-61 Programme for Higher Secondary Schools, Leia hand D. I. Khan.	Do.	1.195	} 0.773	..	0.200	0.126
	(ii) 1961-62 Programme		1.244	} 1.202	..	0.256

Sl. No.	Name of the Scheme	Status of the Scheme	Estimated cost	Estimated expenditure during the 2nd Plan period	Third Plan Allocation	Revised Estimates for 1964-65	Provision for 1965-66	Foreign Exchange required for 1965-66			Source of Foreign Aid	Expenditure in subsequent years			
								Total	Foreign Aid	Own resources		1966-67	1967-68	1968-69	1969-70
1	2	3	4	5	6	7	8	9	10	11	12	13	14	15	16
21.	Construction of new buildings and completion of buildings under construction of Cadet College, Pataro.	Approved	6.600	2.440	..	0.340	0.300
22.	Setting up of a Central Auditorium for Schools in Karachi.	Do.	0.585	0.428	..	0.300	0.157
23.	Establishment of Cadet College at Kohat.	Do.	5.318	3.066	..	2.000	1.500
24.	Opening of 2 New Government Lower Secondary Schools in Karachi (Construction of 2 Schools buildings).	Do.	0.120	} See Scheme	..	No. 11
25.	Improvement of 50 Government and 150 Non-Government Middle Schools.	Do.	1.920		2.068	..	0.385	0.300
26.	Establishment of 5 Secondary Schools at Islamabad.	Do.	4.200	1.940	..	0.340	0.350
27.	Construction of Hostels for 3 Government High Schools at Bahawalpur (Abbasi College).	Do.	0.225	0.247	..	0.022	0.019
28.	Development of 3 Pilot Secondary Schools in Karachi.	Do.	0.543	0.557	..	0.332	0.066
29.	Construction of 2 New Double Section High Schools in Satellite Town, Bahawalpur.	Do.	0.300	0.300	0.020
30.	Construction of 25 Hostels in Government High Schools in West Pakistan (1963-64 Programme).	Do.	2.000	1.995	..	1.100	0.193
31.	Diversification of course in two Government Secondary Schools in Karachi.	Do.	0.080	0.074

32.	Construction of Middle School at Mangri, Kharka, Khadrialia and Kot Radha Kishan.	Do.	0.459	0.215	..	0.080	0.016
33.	Construction of 4 classrooms in Government Middle School Governor's House, Lahore.	Do.	0.048	0.028	..	0.016	0.020
34.	Opening of two High Schools, in Lahore on the pattern of Central Model School, Lahore.	Do.	2.080	0.375	..	0.375	1.020
35.	Establishment of one Central Model High School, Lahore, Type School at Mianwali Construction of Hostel Building.	Do.	1.040	0.150	..	0.150	0.590
36.	Introduction of Science as a compulsory subject in Secondary Schools in West Pakistan.	Do.	11.300	0.995	..	0.995	3.000	0.276	0.276
37.	Construction of 25 New Hostel Buildings for Government High School, preferably having Technical Classes in West Pakistan (1964-65 Programme).	Do.	2.000	1.100	1.100	..	0.844

Total (Secondary Education)

14.920 0.276 0.276 ..

III.—Teachers Education.

1.	Improvement of Normal Schools Approved at Ghakkar and Lala Musa. (S.U.S.).	Approved	0.603	0.340	..	0.002	0.056
2.	Opening of 15 Government Normal Schools.	Do.	5.800
	(i) 1960-61 Programme for 2 Schools.	Do.	0.854	0.940	..	0.138	0.191
	(ii) 1961-62 Programme for 5 Normal Schools.	Do.	2.000	1.718	..	0.165								
	(iii) 1962-63 Programme for construction of building for 6 Normal Schools.	Do.	2.400	2.476	..	0.776	0.427
	(iv) 1963-64 Programme (Equipment for 13 Normal Schools).	Do.	0.296	0.296								
	(v) 1964-65 Programme Equipment for Schools.	Do.	0.160

Sl. No.	Name of the Scheme	Status of the Scheme	Estimated cost	Estimated expenditure during the 2nd Plan period	Revised Estimates for 1964-65	Third Plan Allocation	Provision for 1965-66	Foreign Exchange required for 1965-66			Source of Foreign Aid	Expenditure in subsequent years			
								Total	Foreign Aid	Own resources		1966-67	1967-68	1968-69	1969-70
1	2	3	4	5	6	7	8	9	10	11	12	13	14	15	16
3.	Improvement of existing Normal Schools.	Approved	0.123	0.113
4.	Establishment of two Teachers Training Colleges, in West Pakistan—														
	(i) Opening of Training College Sukkur.	Do.	1.130	1.027	..	0.550	0.113
	(ii) Opening of Training College, Lyallpur.	Do.	1.350	1.338	..	0.558	0.077
5.	Education Extension Service Centre—	Do.
	(i) 1960-61 Programme ..	Do.	1.960	1.795	..	0.233	0.050
6.	Improvement of Government College of Physical Education, Lahore—														
	1960-61 Programme ..	Do.	1.500	1.272	0.300
7.	Construction of Teachers, Training College, Karachi.	Do.	1.488	0.450	..	0.400	0.500
8.	Establishment for 3 Regional Education Extension Service Centres in West Pakistan.	Do.	4.826	0.780	..	0.720	0.750
9.	Construction of buildings for Government Training School for Men at Karachi.	Do.	0.355	0.250	..	0.200	0.070
10.	(i) Establishment of 4 Centres for in-service Training of Teachers of Primary and Middle Schools in West Pakistan.	Do.	2.656	0.756	..	0.500	1.400
	(ii) C. T. Class, Quetta ..	Do.	0.050	0.050

11.	Construction of new buildings existing Normal Schools in Hyderabad Region.	Do.	1.600	0.400	..	0.400	0.500
12.	Hostel for Mastung Normal School.	Do.	0.100	0.050	..	0.050	0.050

Total (Teacher Education)

4.484

IV.—Technical Education :

1.	Construction of Polytechnic Institute, Rawalpindi.	Approved	7,405	6,884	..	0.410	0.566
2.	Development of Polytechnic Institute, Khairpur.	Do.	2,000	2,000	..	0.790	0.200
3.	Construction of building and equipment of Government Technical Institute, Bahawalpur.	Do.	1,875	1,715	..	0.486	0.080
4.	Conversion of Government Technical Institute, Lahore into a Polytechnic.	Do.	4,700	4,076	..	1.665	0.700
5.	Building and equipment for Technical Teachers, Training College, Lyallpur.	Do.	1,900	2,142	..	0.146	0.025
6.	Development of Government Technical Institute, Sialkot.	Do.	1,560	1,514	..	0.611	0.100
7.	Building and equipment for the conversion of Government Technical Institute, Hyderabad into a Polytechnic.	Do.	4,500	4,500	..	2.219	0.318
8.	Karachi Polytechnic	Do.	16,200	1,258	0.550
9.	Establishment of a Textile Technology Department at the Karachi Polytechnic.	Do.	2,398	2,212	..	0.413	0.300
10.	Establishment of a Polytechnic Institute at Multan.	Do.	7,757	4,994	1.700	0.300	0.300
11.	Establishment of six new Polytechnic Institutes in West Pakistan.	Do.	21,600		..	2.150				2.630
12.	Government Engineering School, Rasul.	Do.	1,000	0.948	..	0.500	0.161

(Million Rupees)

Sl. No.	Name of the Scheme	Status of the Scheme	Estimated cost	Estimated expenditure during the 2nd Plan period	Third Plan Allocation	Revised Estimates for 1964-65	Provisions for 1965-66	Foreign Exchange required for 1965-66			Source of Foreign Aid	Expenditure in subsequent years			
								Total	Foreign Aid	Own resources		1966-67	1967-68	1968-69	1969-70
1	2	3	4	5	6	7	8	9	10	11	12	13	14	15	16
13.	Establishment of a Technical Teacher's Training Wing at the Rawalpindi Polytechnic Establishment of a Board of Technical Examination in West Pakistan.	Approved	0.859	0.812	..	0.362	0.113
14.	Construction of Building for Industrial Schools—(a) at Khuzder.	Do.	0.033	0.033
	(b) at Govt. Technical Institute for Women. Lahore.		2.920	2.000	..	2.000
15.	Government School of Engineering, Rasul.	Do.	1.000	0.100	..	0.100	0.400
16.	Opening of Government Industrial School for Boys at Mastung.	Do.	0.033	0.033
17.	Grant to the West Pakistan University of Engineering, Lahore (including expansion of facilities for Education Research, etc.).	Do.	52.260	18.199	..	7.000	9.500	3.000	3.000	6.000	6.000	6.500	8.700
Total (Technical Education)							17.409	3.300	3.300				
College Education :															
1.	Construction of additional room in Government College for Women at Gujranwala.	Approved	0.200	0.076	..	0.011	0.065
2.	Installation of a Gas Plant in Government College for Women, Sialkot.	Do.	0.042	0.038	..	0.001	0.005

3. Opening of 24 Government Higher Secondary Schools/ Inter. Colleges.	Do.	13,530	}
(a) (i) 1960-61 Programme for 5 Higher Secondary Schools.	Do.	1.290	0.290	..											
(ii) Building for Higher Secondary School, Khuzdar.	Do.	1.248	1.238	..											
(b) (i) 1962-63 Programme. Construction of buildings for 8 Higher Secondary Schools.	Do.	4.000	3.855	..	1.250	0.365
(c) 1963-64 Programme for 8 Higher Secondary Schools.	Do.	4.585	4.498	..	2.543	0.668
(d) 1964-65 Programme —															
(i) Programme for construction of Buildings for 7 Higher Secondary Schools.	Do.	3.500	1.190	..	1.190	1.500
(ii) Equipment for 2 Higher Secondary Schools.	Do.	0.130	0.130	..	0.130
4. Improvement of buildings of Government Degree Colleges Study Rooms, Cafeteria, Laboratories, Libraries, etc.	Do.	8.700
(i) 1960-61 and 1961-62 Programme for—															
(a) Improvement of buildings of Government Colleges.	Do.	2.600	2.622	..	0.115
(b) Construction of Science Laboratories in connection with the starting of Science Classes.	Do.	0.270	0.294	0.037
(c) Re-imbusement of the cost of tubewell taken over for the Government College, Kohat from the irrigation Department.	Do.	0.058	0.58
(d) Construction of new hall for Government College, Lahore.	Do.	{ 0.700	0.770	..	0.352	} 0.046
		{ 1.066	1.040	..	0.375										

Sl. No.	Name of the Scheme	Status of the Scheme	Estimated cost	Estimated expenditure during the 2nd Plan period	Third Plan Allocation	Revised Estimates for 1964-65	Provision for 1965-66	Foreign Exchange required for 1965-66			Source of Foreign Aid	Expenditure in subsequent years			
								Total	Foreign Aid	Own resources		1966-67	1967-68	1968-69	1969-70
1	2	3	4	5	6	7	8	9	10	11	12	13	14	15	16
	(ii) Construction of Science Block and other building in Government College for Boys, Rawalpindi	Approved	0.258	0.100	..	0.100	0.158
20.	(i) Scientific apparatus and equipment to Government College, Lahore, and Government College, Montgomery.	Do.	0.300	0.300	..	0.300
	(ii) Construction of a hostel at Lahore for post-graduate Students (Boys).	Do.	0.940	0.200	..	0.200	0.626
1.	Construction of Science Laboratory in Government College for Women, Dera Ismail Khan.	Do.	0.248	0.100	0.100	0.100	0.148
22.	(a) Construction of Degree College for Boys at Islamabad (Phase II).	Do.	1.400	0.175	..	0.105	0.800
	(b) Supply of equipment to the Government College, Islamabad.	Do.	0.160	0.075	..	0.075	0.085
23.	Construction of additional accommodation in Government College, Lahore, High Tension Laboratory Fellow room and workshop.	Do.	0.100	0.100	..	0.100
24.	Improvement of the building of Government College for Women, Sialkot, provision of additional facilities.	Do.	1.363	0.260	..	0.260	0.600
25.	(a) Construction of the building of Government College for Women, Rawalpindi.	Do.	2.060	0.450	..	0.450	0.800
	(b) Improvement of Government Colleges in respect of Laboratories, Libraries, etc. (Excluding Karachi).	Do.	1.000	0.900	..	0.900	0.100

(c) Construction of one Hostel for Boys at Karachi.	Do.	0.940	0.200	--	0.200	0.626
(d) Construction of Hostel for Girls at Lahore.	Do.	0.940	0.200	--	0.200	0.626
Total (College Education) ..							14.288	1.250	1.250	..				

VI.—Universities:

1. Grant for the development of the College of Agriculture, Peshawar.	Approved	12.754	9.850	--	1.100	1.000	--
2. Grant to Sind University for the establishment of Engineering College at Hyderabad.	Do.	12.300	8.200	--	3.300	1.500
3. Punjab University Project II—Procurement of Scientific equipment.	Do.	4.033	1.000	--	1.000	1.000	0.750	..	0.750
4. Punjab University Project III—Improvement of library facilities in the University Teaching Departments.	Do.	1.020	0.500	--	0.500	0.520
Total (University Education) ..							4.020	0.750	..	0.750				

VII.—Social and Cultural Activities:

1. Additional building for the College of Home and Social Sciences, Lahore.	Approved	0.768	0.258	--	0.004	--
2. Construction of Science laboratory museum and preparation of room for teaching Botany in B.Sc. Govt. College, Lyallpur.	Do.	0.153	0.112	--	--	--
3. Construction of Science Laboratory in the College of Home Economics, Gulberg, Lahore.	Do.	0.200	0.044	--	--	--
4. Construction of museum and library at Hyderabad (S.U.S.).	Do.	0.700	0.623	--	0.127	0.075
5. Installation of equipment and construction of Food Laboratories, etc., in the College of Home and Social Sciences, Gulberg, Lahore.	Do.	0.200	0.125	--	0.036	--
Total (Social and Cultural Activities).							0.075				

Sl. No.	Name of the Scheme	Status of the Scheme	Estimated cost	Estimated expenditure during the 2nd Plan period	Third Plan Allocation	Revised Estimates for 1964-65	Provision for 1965-66	Foreign Exchange required for 1965-66			Source of Foreign Aid	Expenditure in subsequent years			
								Total	Foreign Aid	Own resources		1966-67	1967-68	1968-69	1969-70
1	2	3	4	5	6	7	8	9	10	11	12	13	14	15	16
IX—Miscellaneous :															
1.	Clearance of incidental charges in connection with the foreign aid equipment.	Approved	0.400	0.463	..	0.100
2.	Minor Works	Do.	1.525	0.525	..	0.400	1.000
3.	Text Book Board	Do.	1.000	1.000
4.	Establishment of National Laboratories, in West Pakistan.	Do.	1.000
5.	Establishment of 3 museums at Quetta, Multan and Bahawalpur.	Do.	1.260
6.	Sinking of new tube-well in Central Model School, Lahore.	Do.	0.077	0.077
7.	Development of the Punjab Public Library.	Do.	0.600	0.582	..	0.282
8.	Improvement of the Central Museum, Lahore.	Do.	0.700	0.100	..	0.100	0.300
9.	Improvement of Dayal Singh College Library.	Do.	0.100	0.100
10.	Institute of Testing and Guidance.	Do.	0.170	0.100	..	0.100
11.	Expansion of West Pakistan Bureau of Education.	Do.	0.031	0.031	..	0.006
12.	Grants for Children Library.	Do.	0.025	0.025	..	0.025
13.	Construction of building for Directorate, Hyderabad Region.	Do.	0.412	0.100	..	0.100	0.312
14.	Grants-in-aid for the construction of Boy Scouts School at Batrasi.	Do.	0.300	0.300	..	0.300
Total (Miscellaneous)							1.612

(X) Educational Schemes
of Frontier Region :

1.	Construction of a School and Boarding House at Ladha South.	Do.	0.247	0.247	..	0.122	0.025
2.	Construction of Lower Middle School at Dheri Jolagram (Malakand Agency).	Do.
3.	Construction of Nearai Building for Middle School, Tiarza (South Waziristan,) Spinwam (North Waziristan) Tari Mangal (Kurram), Girls Schools, Chitral and Palai and Badrage (Malakand).	Do.	0.155
4.	Construction of building for Girls Lower Middle School, Wana (South Waziristan).	Do.	0.040
5.	Scholarships for Tribal Students,	Do.	5.247	5.012	..	1.258
6.	Construction of High School at Shalozan,	Do.	0.100
7.	Construction of six Middle Schools in Frontier Region.	Do.	0.414
8.	Construction of Lower Middle Schools.	Do.	0.277
9.	Construction of 30 Primary Schools in Peshawar Division, and D. I. Khan.	Do.	0.289	0.120	..	0.120	0.102
10.	Construction of Middle School at Dab Khore.	Do.	0.056
11.	Construction of building for Degree College at Thana.	Do.	2.206	1.000	..	0.800	0.700
12.	Construction of building and purchase of equipment for three High Schools.	Do.	0.316	0.223	..	0.223	0.075
Total Educational Schemes of Frontier Region.						0.902

Sl. No.	Name of the Scheme	Status of the Scheme	Estimated cost	Estimated expenditure during the 2nd Plan period	Third Plan Allocation	Revised Estimates for 1964-65	Provision for 1965-66	Foreign Exchange required for 1965-66			Source of Foreign Aid	Expenditure in subsequent years			
								Total	Foreign Aid	Own resources		1966-67	1967-68	1968-69	1969-70
1	2	3	4	5	6	7	8	9	10	11	12	13	14	15	16
XI.—Merged Areas :															
1.	Award of scholarships to Tribal students of Hazara and Mardan Merged Areas.	Approved	0.050	0.028	..	0.028
2.	Construction of 15 Primary Schools in merged area of Peshawar Division.	Do.	0.530	0.315	..	0.315	0.200
3.	Upgrading of Primary Schools to Middle Standard in merged area of Peshawar Division.	Do.	0.195	0.162	..	0.162
4.	Upgrading of 2 Middle Schools to High Status in merged area of Peshawar Division.	Do.	0.080	0.020	..	0.020	0.060
Total (Merged Area) ..							0.260				
Total (Education and Training) (On-going Schemes).							58.751	5.576	4.826	0.750	..				
(b) New Schemes :															
I.—Primary Education :															
1.	Establishment of 25,000 primary schools (3,000 in backward areas) (1,000 Schools).	..	56.000	3.000	11,200	11,200	11,200	11,200
2.	Improvement of existing primary schools (20,000) (400 Schools).	..	20,000	1.000	4,000	4,000	4,000	4,000
3.	Up-grading of 2,000 primary schools to Middle standard. (300 Schools).	..	70,000	7,500	14,000	14,000	14,000	14,000
4.	Diversification of courses and improvement of 2,000 Middle Schools (400 Schools).	..	24,400	2,200	4,880	4,880	4,880	4,880
Total Primary Education ..							13,700				

II.—Secondary Education :															
1.	Opening of 50 (35 Double and 15 Single Section) High Schools Rs. 3.30 lacs (Building 3.00 lacs and Equipment 0.7 lacs each) (10 Single Schools).	..	*16.500	3.000	3.300	3.300	3.800	3.800
2.	Building grant-in-aid for opening 50 New Non-Government High Schools for (25,000 Boys) at Rs. 1.00 lac each (5 Schools).	..	5.000	0.500	1.000	1.000	1.200	1.300
3.	Up-grading of 75 Government and 25 Non-Government Middle Schools to High Standard (Government 0.6 lac and Non-Government 0.3 lacs) (15 Schools).	..	(i) 4.500	0.500	0.800	0.900	1.000	1.200
			(ii) 0.750	0.150	0.150	0.150	0.150	0.150
4.	Addition of 500 class rooms in existing Government High Schools (Rs. 0.10 lac each) (100 rooms).	..	5.000	1.000	1.000	1.000	1.200	1.300
5.	Addition of 300 class rooms in existing Non-Government High Schools (Rs. 0.05 lac <i>i.e.</i> , 50% grant-in-aid each) (60 rooms).	..	1.500	0.300	0.250	0.200	0.400	0.400
6.	Supply of Science apparatus to 150 Government and 150 Non-Government High Schools. (Government—0.04 lac each) (50% grant-in-aid or Non-Government) (200 Schools).	..	(i) 0.600	0.400	0.200	0.200
			(ii) 0.300	0.200	0.100	0.100
7.	(a) Construction of Arts/Drawing rooms in 100 Government High Schools (Boys 66 and Girls 34) (0.20 lac each) (20 Schools).	..	2.000	0.400	0.040	..	0.040	..	0.400	0.400	0.500	0.500
8.	Construction of building for existing 10 Government High Schools 5.00 lacs per school (3 schools).	..	5.000	1.000	1.000	1.000	1.000	1.500

*Cost on the basis of single section schools and, therefore., subject to review.

(Million Rupees)

Sl. No.	Name of the Scheme	Status of the Scheme	Estimated cost	Estimated expenditure during the 2nd Plan period	Third Plan All location	Revised Estimates 1964-65	Provisions for 1965-66	Foreign Exchange required for 1965-66			Source of Foreign Aid	Expenditure in subsequent years			
								Total	Foreign Aid	Own resources		1966-67	1967-68	1968-69	1969-70
1	2	3	4	5	6	7	8	9	10	11	12	13	14	15	16
9.	Improvement and expansion of provincialized High Schools.	..	2.500	0.800
10.	(a) Acquisition of evacuee building for High Schools and hostels.	..	2.500	0.800	0.500	0.800	1.000	..
	(b) Addition and alteration of evacuee building for High schools and hostels.	..	2.000	0.400	0.800	0.800
11.	Construction of hostels in 50 Government High Schools (at Rs. 2.00 lacs each 10 Hostels).	..	10.000	1.500	0.200	..	0.200	..	2.000	2.000	2.000	2.000
12.	(a) Introduction of Agricultural Technical, Commercial and Home Economic Courses in 125 Government and 75 Non-Government High Schools.	..	3.250	0.650	0.085	..	0.085	..	0.650	0.650	0.650	0.650
	Wood work and Metal work, Electricity Workshop 50 in Government Schools and 25 Non-Government Schools, Government Rs. 45,000 for building and Rs. 20,000 for equipment each and Non-Government Rs. 22,500 for buildings and Rs. 10,000 for equipment (50% grant-in-aid each), (10 Government, 5 Non-Government).	..	0.812	0.163	0.021	..	0.021	0.021	0.163	0.163	0.163	0.163
12.	(b) Home Economics Rooms Government Schools 50 and Non-Government 25 (Government Rs. 40,000 for buildings and Rs. 12,000 for equipment each) (Non-Government Rs. 20,000 for buildings and Rs. 6,000 for equipment, 50% grant-in-aid each) (10 Government and 5 Non-Government).	..	(i) 2.600	0.520	0.520	0.520	0.520	0.520
		..	(ii) 0.650	0.130	0.130	0.130	0.130	0.130

(c) Commercial/Agricultural 25 Government Schools and 25 Non-Government (50% grant-in-aid) (Government Rs. 50,000 for building and equipment Rs. 20,000 each. (Non-Government Rs. 25,000 for buildings and Rs. 10,000 for equipment) (50% grant-in-aid each) (5 Government 5 Non-Government).	..	(i) 1.750	0.350	0.350	0.350	0.350	0.350
	..	(ii) 0.875	0.175	0.175	0.175	0.175	0.175
13. Establishment of 40 comprehensive superior type High Schools with hostels and diversified courses (30 schools for boys and 10 for girls). Building Rs. 25,00,000 and equipment Rs. 3,00,000 each (60,000 Boys), (25 Schools).	..	112.000	5.000	22.400	23.200	25.200	83.200
14. Library Services construction of reading-cum-Library Rooms in 100 Government and 100 Non-Government Schools (Buildings Rs. 16,000 equipment Rs. 4,000 and Library Books Rs. 5,000 each), (Non-Government 50% grant-in-aid), (20 Government/20 Non-Government).	..	(i) 2.500	0.500	0.500	0.500	0.500	0.500
	..	(ii) 1.250	0.250	0.250	0.250	0.250	0.250
15. Improvement of existing Deaf Dumb Schools at Lahore (4.00 lacs for buildings and 0.50 lac for equipment) and grant for other institutions for Handicapped Children (5 lacs).	..	0.950	0.300	0.650
16. Improvement of Lawrence College, Ghoragali.	..	0.200	0.100
17. Improvement of Pre-cadet College, Hassanabdal.	..	0.500	0.200	0.300
18. Improvement of Sadiq Public School, Bahawalpur.	..	0.500	0.300
19. Construction of buildings for 50 residences of Headmistresses and 200 quarters for single Mistresses in West Pakistan :— Programme for the construction of 10 residences for Headmistresses and 60 single flats for mistresses.	..	2.000	0.500	0.400	0.400	0.500	0.600

Sl. No.	Name of the Scheme	Status of the Scheme	Estimated cost	Estimated expenditure during the 2nd Plan period	Third Plan Allocation	Revised Estimates for 1964-65	Provision for 1965-66	Foreign Exchange required for 1965-66			Source of Foreign Aid	Expenditure in subsequent years			
								Total	Foreign Aid	Own resources		1966-67	1967-68	1968-69	1969-70
1	2	3	4	5	6	7	8	9	10	11	12	13	14	15	16
II—Secondary Education—contd.															
20.	Establishment of 4 Secondary Schools in Islamabad (One School).	..	3.200	--	--	--	0.450	0.090	..	0.090	..	0.800	0.800	0.800	..
21.	Special grant for Improvement of Government and Non-Government High Schools.	..	1.000	--	--	--	1.000
22.	Play ground for Gymnastics in Schools.	..	5.000	--	--	--	0.400
Total Secondary Education ..							22.138	0.436	..	0.436					
III—Teachers Education :															
1.	15 New Normal Schools, (Buildings 9 lacs and equipment 1 lac each) (3 Schools).	..	15.000	--	--	--	1.200	2.300	3.300	3.300	4.30 ⁰
2.	Consolidation of existing 40 Institutions (10 Institutions).	..	4.000	--	--	--	0.500	1.000	1.000	1.000	..
3.	Opening of 3 new Training Colleges (Buildings 18 lacs and Equipment 2 lacs) (2 Colleges).	..	6.000	--	--	--	1.000	1.100	1.100	1.600	1.700
4.	Normal Units 100, each with 60 students (Buildings 2 lacs and equipment 0.50 lac each Hostels) (8 Units).	..	25.000	--	--	--	2.000	4.000	5.000	5.500	7.000
5.	Addition of Research Units 31 Training Colleges and 15 Normal Schools, etc :—														
(a)	Training College—8.50 lacs for Building and Equipment (One).	(a)	2.550	--	--	--	0.500	0.550	0.650	0.850	..

(b) Normal Schools 0.55 lacs Buildings 0.75 lacs equip- ment (3 Units).	(b)	0.940	0.188	0.188	0.188	0.188	0.188 ⁸
6. Establishment of College for training the Polytechnic Teachers in West Pakistan including a Research Cell and teaching additional Production Centre (Building 40 lacs and Equipment 30 lacs).	...	7.200	0.200	..	0.200	1.000	1.500	1.500	2.000	1.000
7. Expansion of Training College for Teachers of Women's Vocational Schools.	...	1.000	0.500	0.500
8. Expansion of Teacher's Training College at Lyallpur to train the teachers of Secondary and Vocational Schools in Industrial Arts and Crafts (Rs. 12 lacs for buildings and Rs. 8 lacs for equipment).	...	2.000	0.500	0.130	...	0.130	...	1.000
9. Foreign Training of Educational methods in Colleges and other Institutions.	...	2.000	0.300	0.250	...	0.250	..	0.400	0.400	0.400	0.600
10. Development of facilities for training Agricultural Rural Home Economics and Industrial Arts for Secondary, Technical and Vocational Schools Teachers in West Pakistan (25 lacs for buildings and 10 lacs for equipment :—
(i) Home Economics Laboratories Rs. 3.00 Hostel 3.00 lacs and equipment 0.70 lacs.	}	3.500	1.000	2.000	0.500
(ii) Industrial Arts (Buildings 13.00 lacs and Equipment 9.00 lacs).														
(iii) Agricultural (Hostel 6 lacs and Equipment 0.30 lac).														

Sl. No.	Name of the Scheme	Status of the Scheme	Estimated cost	Estimated expenditure during the 2nd Plan period	Third Plan Allocation	Revised Estimates for 1964-65	Provisions for 1965-66	Foreign Exchange required for 1965-66			Source of Foreign Aid	Expenditure in subsequent years			
								Total	Foreign Aid	Own resources		1966-67	1967-68	1968-69	1969-70
1	2	3	4	5	6	7	8	9	10	11	12	13	14	15	16
III—Teachers Education—contd.															
11.	Expansion of West Pakistan Educational Equipment Assistance Centre at Lahore	...	4.000	0.500	0.300	0.300	0.500	1.000	1.000	1.000
12.	Hostal for Education Extension Centre.	...	0.940	0.500
Total Teachers Education							9.688	0.680	0.300	0.380					
IV—Technical Education :															
1.	Establishment of a New Engineering College/Institute of advanced Technology and Science, Multan.	...	25.000	0.500	4.000	6.000	6.000	7.000
2.	Establishment of an Institute—Industrial Design at Karachi.	...	3.000	0.500	1.000	1.500
3.	Construction of Building and provision of equipment for 5 Commercial Institutes in West Pakistan (Rs. 4.00 lacs per Institute 20 Institutes in rented buildings). (2 Institutes).	...	3.400	0.900	1.000	1.000	0.500	..
4.	Establishment of two Polytechnics with 6 Technologists each (at Rs. 75 lacs each).	...	15.000	0.650	2.000	3.000	4.000	5.000
5.	Expansion of existing 18 Polytechnics in West Pakistan.	..	30.000	4.000	1.000	1.000	6.000	7.400	9.600	..
6.	Watch repairing Training Centre, Gujranwala.	..	0.700	0.400	0.200	0.200

7.	New buildings for the National College of Arts, Lahore.	..	4.500
8.	Establishment of Women's Polytechnic Institute, Karachi.	..	3.000
9.	Grant-in-aid for development of Private Technical Institutes.	..	5.000	0.500	1.000	1.500	1.500	..
10.	Re-organisation of the existing 9 Industrial Schools for Boys and 23 Vocational Schools for Girls in West Pakistan. (4 Institutes).	..	7.500	1.000	0.120	..	0.120	..	1.500	1.950	1.000	1.550
11.	Establishment of 24 Vocational Institutes of Boys.													
	(i) 10 Schools with 1,000 enrolment each at Rs. 24.50 lacs each (Building Rs. 14 lacs each and Equipment Rs. 10.50 lacs).													
	(ii) 5 Schools with 500 enrolment at Rs. 15.00 lacs each (Rs. 10 lacs for buildings and Rs. 5 lacs for equipment).	..	40.000	1.500	7.000	8.000	10.000	13.000
	(iii) 10 Schools with 300 enrolment at Rs. 8 lacs (Building Rs. 5 lacs and equipment Rs. 3 lacs).													
12.	Establishment of 10 Schools for Girls (Rs. 6 lacs for buildings and Rs. 4 lacs for equipment per school).	..	10.000	0.500	1.500	1.500	3.000	3.500
13.	Grant-in-Aid for development of Private vocational and Industrial Schools in West Pakistan.	..	3.000	0.200	0.170	..	0.170	..	1.000	1.300
14.	Establishment of Institutes of Printing Graphic Art, Lahore.	..	2.044	0.500
15.	Government Technical Institute for Women, Lahore.	..	2.920	0.600
	Total Technical Education.	..				11.150	1.490	1.200	0.290					

Sl. No.	Name of the Scheme	Status of the Scheme	Estimated cost	Estimated expenditure during the 2nd Plan period	Third Plan Allocation	Revised Estimates for 1964-65	Provisions for 1965-66	Foreign Exchange required for 1965-66			Source of Foreign Aid	Expenditure in subsequent years			
								Total	Foreign Aid	Own resources		1966-67	1967-68	1968-69	1969-70
1	2	3	4	5	6	7	8	9	10	11	12	13	14	15	16
IV.—Technical Education—contd.															
V.—College Education															
1(a)	Establishment of 35 Inter Colleges to increase output of Science (St. Unit cost on building 6.00 lacs., Hostel 2 lacs, Furniture 0.49 lacs and Library 0.08 lacs. Total 18.57 lacs) (8 Colleges).	..	30.000	1.250	4.700	6.800	7.000	7.100
(b)	Grant-in-aid for Establishment of 35 Non-Government Inter-Colleges (Building 1 lac and equipment 0.20 lac each). (7 Colleges).	..	4.200	0.840	0.840	0.840	0.840	0.840
2.	Addition of Degree Classes in the existing 5 Government Inter Colleges (2,500 Science Students) (Rs. 2 lacs for a additional buildings, and 0.50 for equipment each) (2 Colleges)	..	1.250	0.450	0.250	0.500	0.250	..
3.	Opening of 5 new Degree Colleges comprising 2 years B. Sc. Course and 3 years' Hons. Course (1,000 B.Sc., students; buildings 12 lacs, Hostel 5 lacs; Equipment, Furniture and Library 5.00 for one), Hostel for 150 students 3 lacs for staff quarters (2 Colleges).	..	12.500	2.000	0.150	..	0.150	..	2.500	2.500	2.500	3.000
4.	Construction of buildings for 5 existing Government Colleges (Rs. 6 lacs per college). (2 Colleges).	..	3.000	0.600	1.200	1,200

5. Introduction of Science Courses in the existing Government Degree and Inter Colleges (15 Inter Colleges at Rs. 0.60 lacs for Science Equipment, etc. per College; 10 Degree Colleges at Rs.0.90 per College, (3 Inter., 2 Degree).	(i)	0.900	0.180	0.45	..	0.054	..	0.180	0.180	0.180	0.180
	(ii)	0.900	0.180	0.054	..	0.054	..	0.180	0.180	0.180	0.180
6. Grants-in-aid for introduction of Science Courses in the existing 15 Inter and 10 Degree Non-Government Colleges (Inter. at Rs. 30,000 per College and Degree at Rs. 45,000 per College). (4 Inter) (4 Degree).	..	0.900	0.300	0.090	..	0.090	..	0.300	0.300
7. Scientific equipment and furniture for Non-Government Colleges (20 Inter, and 10 Degree Colleges, at Rs. 25 lacs per institution). (4 Inter Colleges).	..	0.750	0.150	0.045	..	0.045	..	0.150	0.150	0.150	0.150
8. Improvement of Libraries and Reading Rooms in the existing 45 Government Colleges (20 Degree, at Rs. 1 lac each and 15 Inter. at Rs. 75 lac each). (6 Degree and 3 Inter).	..	4.125	0.825	0.825	0.825	0.825	0.825
9. Improvement of Libraries and Reading Rooms in the existing 45 Non-Government Colleges (at Rs. 6 lacs per College approximately). (9 Colleges).	..	2.060	0.413	0.412	0.412	0.412	0.412
10. Construction of hostels in the existing Government Colleges (28 at Rs. 2 lacs and 28 at Rs. 3 lacs). (3 Degree and 8 Inter Colleges).	..	14.000	2.500	0.250	..	0.250	..	2.500	2.500	3.000	3.500
11. Scientific equipment and furniture for Government Colleges (Existing 20 Inter. Degree Colleges at Rs. 25 lacs per Inter. and at Rs.50 per Degree College) (8 Inter., 6 Degree).	..	1.000	0.500	0.300	..	0.300	..	0.500
12. Home and Social Science Education.	..	1.000	0.200	0.360	0.440
13. Provision of playground and gymnasias (Government Colleges).	..	5.000	0.400	1.000	1.000	1.000	1.500
14. Special Grant for improvement of Government and non-Government Colleges.	..	1.500	1.500

(Million Rupees)

Sl. No.	Name of the Scheme	Status of the Scheme	Estimated cost	Estimated expenditure during the 2nd Plan period	Third Plan Allocation	Revised Estimates for 1964-65	Provision for 1965-66	Foreign Exchange required for 1965-66			Expenditure in subsequent years				
								Total	Foreign Aid	Own resources	Source of Foreign Aid	1966-67	1967-68	1968-69	1969-70
1	2	3	4	5	6	7	8	9	10	11	12	13	14	15	16
V.—College Education—concl.															
15.	Science Laboratory at Government College, Peshawar.		0.271	0.271	0.040	...	0.040
16.	Improvement of Buildings of Government College at Hyderabad and Shikarpur.	...	0.282	0.282	0.943
Total College Education							...	12.841	0.943	...	0.943				
VI.—Miscellaneous :															
1.	Improvement of existing libraries (one library).	...	2.000	0.400	0.500	0.500	0.600	...
2.	Establishment of one new library.	...	3.000
3.	Audio-Visual Aids and publicity	...	0.500	0.100	0.100	0.100	0.100	0.100
4.	Development of Urdu as Medium of Instruction at different educational levels.	...	1.500	0.300	0.300	0.300	0.300	0.300
5.	Survey and studies connected with the formulation of 3rd Plan Projects.	...	0.500	0.050
Total (Miscellaneous)							...	0.850				

VII.—Universities

1. University of Peshawar	8·000	...	7·900	...	1·200	0·150	...	0·150	...	1·400	1·600	1·800	1·900
2. University of the Punjab	30·000	...	31·000	...	6·000	0·271	0·071	0·200	...	5·400	6·000	6·500	7·100
3. University of Sind	17·500	...	17·400	...	2·800	0·300	...	0·300	...	3·200	3·500	3·700	4·200
4. University of Karachi	17·900	...	17·800	...	2·800	0·300	...	0·300	...	3·300	3·600	3·800	4·300
5. Agricultural University, Lyallpur	25·000	...	25·400	...	4·500	2·800	2·800	4·600	5·000	5·300	6·000
6. Two Engineering Colleges at	}	...	1·600	...	1·500	...	0·500	0·400	...	0·400	...	1·000
(a) Peshawar		...													
(b) Sind University		...													
7. Blanket provision for Ph. D. Courses.	15·000	...	12·700	...	0·200	0·200	...	0·200	...	2·700	3·000	3·200	3·600
Total (Universities)					18·000	4·421	2·871	1·550					

VIII.—Scholarships

1. Scholarships—															
(i) 1960-61 Programme	Approved
(ii) 1961-62 Programme	Do.
(iii) Programme for 1962-63	Do.	...	66·754
(iv) Programme for 1963-64	Do.	13·105	...	13·105
(v) Programme for 1864-65	Do.
2. External Scholarships including Karachi Area.	Do.	...	4·800	...	0·060	...	0·060
3. Karachi Area Scholarship Schemes—															
(a) Internal scholarships for Middle and High Schools Students at Karachi.	Do.	...	0·660	...	0·132	...	0·132
(b) Award of Post-Matric Scholarships.	Do.	...	1·560	...	0·312	...	0·312
(c)(i) Award of scholarship to trainees of Government Teachers Training Schools for Men and Women, Karachi.	Do.	...	1·940	...	0·388	...	0·388

Sl. No.	Name of the Scheme	Status of the Scheme	Estimated cost	Estimated expenditure during the 2nd Plan period	Third Plan Allocation	Revised Estimates for 1964-65	Provision for 1965-66	Foreign Exchange required for 1965-66			Source of Foreign Aid	Expenditure in subsequent years			
								Total	Foreign Aid	Own resources		1966-67	1967-68	1968-69	1969-70
1	2	3	4	5	6	7	8	9	10	11	12	13	14	15	16
VIII.—Scholarships—contd.															
	(if) Stipends for pupil teachers of Government Training College, Karachi.	Approved	0.125	...	0.025	...	0.025
	(d) Scholarships for Karachi Area, Lasbela, etc.	Do.	0.220	...	0.044	...	0.044
4.	Scholarships to Scheduled Caste Christian Students.	Do.	0.280	...	0.056	...	0.056
5.	Scholarships ...	Do.	40.000	...	39.000	...	3.973	7.408	8.615	9.288	9.716
	Total Scholarships ...						18.095					
(b) New Schemes															
IX.—Frontier Regions:															
1.	Upgrading of One Middle School to High status and construction of additional rooms (out of 6 of the Plan period).	..	0.056	..	0.056	..	0.056
2.	Construction of building for Government Intermediate College at Miranshah and purchase of equipment.	..	1.000	..	0.350	..	0.350
3.	Upgrading of 4 Primary/Lower Middle Schools to Middle status and construction of building (additional rooms) out of 18 of the Plan period.	..	0.180	..	0.180	..	0.180
4.	Opening of 10 Primary Schools out of 50 of the Plan period. ^a	..	0.155	..	0.075	..	0.075
5.	Upgrading of two Middle Schools to High status and construction of additional rooms (out of 12 of the Plan period).	Scheme under preparation.	0.112	..	0.660	..	0.100	0.1.12	0.112	0.168	0.168

6.	Upgrading of 7 Primary Schools/Lower Middle Schools to Middle status and construction of additional rooms (out of 33 of the Plan period).	..	0.315	..	1.405	..	0.235	0.270	0.270	0.270	0.360	
	Scholarships for Tribal Students (b) <i>New Schemes</i> —concl'd.	..	5.247	..	7.500	..	1.500	0.096	..	0.096	..	1.500	1.500	1.500	1.500
7.	Opening of 16 Primary Schools (out of 80 of the Plan period).	Scheme under preparation.	0.248	..	1.080	..	0.120	0.240	0.240	0.240	0.240	
8.	Construction of High School building at Bathela (Malakand Agency).	Do.	0.135	0.135	
Total Frontier Regions								<u>2.751</u>	<u>0.096</u>	<u>..</u>	<u>0.096</u>				
X.—Merged Area.															
1.	Upgrading of one Middle School to High status (out of 3 for the Plan period).	Do.	0.056	..	0.168	..	0.056	0.056	0.056	
2.	Upgrading of one Primary School of Middle Status (out of 7 for the Plan period).	Do.	0.045	..	0.315	..	0.045	0.090	0.090	0.090	..	
3.	Construction of 2 Primary Schools (out of 20 for the Plan period.)	Do.	0.060	..	0.210	..	0.030	0.060	0.060	0.060	..	
Total Merged Areas								<u>0.131</u>	<u>..</u>	<u>..</u>	<u>..</u>				
Total Education and Training (New)								<u>109.344</u>	<u>8.066</u>	<u>4.371</u>	<u>3.695</u>				
(c) Tools and Plants.								<u>0.958</u>	<u>..</u>	<u>..</u>	<u>..</u>				
GRAND TOTAL (EDUCATION AND TRAINING)								<u>169.053</u>	<u>13.642</u>	<u>9.197</u>	<u>4.445</u>				

HEALTH

(Million Rupees)

Sl. No.	Name of the Scheme	Status of the Scheme	Estimated cost	Estimated expenditure during the 2nd Plan period	Third Plan Allocation	Revised Estimates for 1964-65	Provision for 1965-66	Foreign Exchange required for 1965-66			Source of Foreign Aid	Expenditure in subsequent years			
								Total	Foreign Aid	Own resources		1966-67	1967-68	1968-69	1969-70
1	2	3	4	5	6	7	8	9	10	11	12	13	14	15	16
(a) On-going Schemes :															
1.	Improvement of Water Supply for Miss Fatimah Jinnah T.B. Sanatorium. Quetta.	Approved	0.136	0.036 } 0.020 }	0.023	0.036 } 0.020 }	0.023
2.	Expansion of Central T. B. Sanatorium at Ojha, Karachi.	Do.	4.700	2.603 } 0.900 }	1.050	0.400 } 0.900 }	1.050
3.	Construction of Subsidiary T.B. Centre in Malir Muhajir Colony, Karachi.	Do.	0.474	0.387	0.100	0.173	0.100
4.	Construction of T.B. Sanatorium, Kotri.	Do.	1.280	0.500	0.164	0.500	0.164
7.	Construction of Subsidiary T.B. Centre at Nazimabad, Karachi (Additional Funds).	Do.	0.426	0.131 } 0.241 }	..	0.131 } 0.241 }
8.	Nishtar Medical College, Multan and its expansion— Construction of Nishtar Medical College at Multan including the Mosque.	Do.	18.806	0.100	..	0.100
9.	Liaquat Medical College, Hyderabad and its expansion— Construction of building of Liaquat Medical College at Jam Shoro.	Do.	10.615	1.300	..	1.300
10.	Establishment of a Dental Section in Liaquat Medical College Hyderabad.	Do.	..	0.173	..	0.173
11.	Improvement in the King Edward Medical College, Lahore.														

Construction of 15 quarters for servants and boundary wall for Girls Hostel, King Edward Medical College, Lahore.	Approved	0.069	0.052	..	0.052
12. Improvement of K. E. M. College, Lahore—Air-conditioning of Animal House.	Do.	0.215	0.115	0.233	0.115
13. Improvements in the Public Health Nursing School, Lahore	..	0.768	0.371	0.300	0.371	0.300
14. Opening of Lady Health Visitors School at Quetta and improvement in Hyderabad and Peshawar Schools—														
(i) L.H.V. Schemes, Quetta and Peshawar.	..	1.950	} 0.053	..	0.053
(ii) Opening of a Lady Health Visitors School at Quetta—Purchase of equipment.	..	0.200	
15. Improvement of Sandeman Civil Hospital, Quetta for training of Nurses and Midwives—purchase of equipment.	..	0.200	0.068	..	0.068
16. Opening of 2 Health Technicians Training Schools at Bahawalpur and Quetta—														
Medical Health Technicians School, Quetta.	..	1.000	0.400	0.180	0.400	*0.180
17. Construction of Health Technicians Training Institute at Bahawalpur.	Approved	1.125	0.500	..	0.500
18. Improvement Urban and Headquarters Hospitals—														
(i) Construction of Tehsil Headquarters Hospital at Kharian.	Do.	1.197	0.392	0.350	0.095	0.350	0.025	..	0.025
(ii) Air Conditioning of 38-bedded wards to be constructed for the extension of Albert Victor Hospital, Lahore.	Do.	0.133	0.100	..	0.100
(iii) Construction of Shah Bunder Sub-Division Hospital at Sujawal.	Do.	0.800	1.164	0.100	..	*0.100	0.050	..	0.050

Sl. No.	Name of the Scheme	Status of the Scheme	Estimated cost	Estimated expenditure during the 2nd Plan period	Third Plan for Allocation	Revised Estimates for 1964-65	Provision for 1965-66	Foreign Exchange required for 1965-66			Source of Foreign Aid	Expenditure in subsequent years			
								Total	Foreign Aid	Own resources		1966-67	1967-68	1968-69	1969-70
1	2	3	4	5	6	7	8	9	10	11	12	13	14	15	16
<i>(a) On-going Schemes-contd.</i>															
	(iv) Construction of Rural Dispensaries in Quetta Zone.	Approved	1.100	0.100	..	0.100
	(v) Construction of T. B. Ward re-named Ear, Nose, Throat, Calamity Ward and Laboratory Ward at Bahawalpur.	Do.	1.659	0.020	..	0.020
	(vi) Construction of 125-bedded Hospital at Khairpur.	Do.	0.996	0.822	0.150	0.150	0.150
19.	Improvement of Urban and Headquarters Hospital—														
	(i) Three additional Wards in Fatima Jinnah T. B. Sanatorium at Quetta.		0.372	0.091	0.030	0.091	0.030
	(ii) Eye Hospital, Hyderabad	Do.	0.578	0.482	0.096	0.482	0.096
	(iii) Construction of 6-Bedded Hospital at Dalband in.		0.104	0.005	0.004	0.005
	(iv) Construction of Nurses Home at District Headquarters Hospital, Bahawalpur.		0.183	0.015	..	0.015
	(v) Improvement of Sandeman Hospital, Quetta.		0.520	0.005	..	0.005
	(vi) Installation of Chlorination Plant at the Government T. B. Sanatorium, Samli.		..	0.020	..	0.020
	(vii) Rebuilding of existing Civil Dispensary at Chak No. 109-L, District Montgomery.		0.059	0.007	..	0.007

*Subject to revised approval.

(viii) Construction of building for Civil Dispensary and staff quarters at Much (Bolan Sub-Division).		0.144	0.011	..	0.011
(ix) Providing underground Sewerage Scheme in the Bahawal Victoria Hospital, at Bahawalpur.		0.116	0.008	..	0.030 +0.008
19. (a) Expansion and improvement of Nishtar Hospital, Multan and training of Nurses and Midwives under 2nd Five year Plan—Purchase of equipment.		0.300	0.068	..	0.068
20. Providing Laundry Plant in the B. V. Hospital, Bahawalpur.	Approved	0.223	0.043	..	0.043
21. Construction of Nurses Home at the Government Lady Reading Hospital, Peshawar.	Do.	1.000	0.500 0.010	..	0.500 +0.010
22. Providing water-supply sanitation installation and sewerage in Lady Aitchison Hospital, Lahore.	Do.	0.171	0.064 0.010	..	0.064 +0.010
23. Sinking of a new tube-well in Lady Willingdon Hospital Lahore.	Do.	0.077	0.047 0.014	..	0.047 +0.014
24. Opening of 5 new Tehsil Headquarters Hospitals and improvement to 10 existing Tehsil Headquarters Hospitals—														
(i) Construction of New Hospital building at Shakargarh in Sialkot District.	Do.	0.612	0.560	0.065	0.050 0.027	0.065
(ii) Opening of 4 New Tehsil Headquarters Hospitals—Purchase of equipment for 4 New Tehsil Hospitals at Digri, Bagh (Kalat) Kahuta and Isakhel.	..	4.868	3.615	0.550	0.050 1.485	0.550	0.025	..	0.025
25. Upgrading of existing Tehsil Headquarters Hospital, Swabi (District Mardan).	Approved	0.100	0.200	..	1.000
26. Upgrading of existing Tehsil Headquarters Hospital, Wazirabad, District Gujranwala.	Do.	0.150	0.150	..	0.039 0.011

Sl. No.	Name of the Scheme	Status of the Scheme	Estimated cost	Estimated expenditure during the 2nd Plan period	Third Plan Allocation	Revised Estimates for 1964-65	Provision for 1965-66	Foreign Exchange required for 1965-66			Source of Foreign Aid	Expenditure in subsequent years			
								Total	Foreign Aid	Own resources		1966-67	1967-68	1968-69	1969-70
1	2	3	4	5	6	7	8	9	10	11	12	13	14	15	16
<i>(a) On-going Schemes—contd.</i>															
27.	Opening of 5 New District Headquarters Hospitals and Upgrading of 14 District Headquarters Hospitals—														
	(i) Construction of building and purchase of equipment for the District Headquarters Hospitals at—														
	(a) Sialkot	Approved	3.916	2.570	0.600	0.754	0.600
	(b) Gujrat	Do.	3.047	3.450	0.650	1.000	0.650	0.075	..	0.075
	(c) Jhelum	Do.	3.217	1.468	0.700	1.000	0.700
	(d) Sanghar	Do.	3.217	1.311	0.525	0.700	0.525
	(ii) Upgrading of District Headquarters Hospitals at—														
	(a) Dadu	Do.	0.500	0.879	..	10.500	*0.080	0.030	..	0.030
	(b) Turbat	Do.	0.500	0.532	..	0.014
	(c) D. I. Khan	Completed	0.500
28.	Construction of New District Headquarters Hospitals, Jhang.	Approved	2.256	..	1.025	0.200	0.800	0.025	..	0.025
29.	Construction of Standard District Headquarters Hospital at Loralai.	Do.	1.111	..	0.500	0.300	0.500
30.	Upgrading of Civil Hospital, Gujranwala into District Headquarters Hospital.	Do.	1.115	0.772	0.320	0.300	0.320

31.	Construction of double storeyed] Ward and Servants Quarters at the District Headquarters Hospital, Rawalpindi.	Do.	0.398	0.250	0.030	0.198	0.030
32.	Construction of 12-bedded Hospital at Uthal.	Do.	0.399	0.100	0.040	0.100	0.040	0.020	..	0.020
33.	Construction of 25-bedded Hospital at Kharan.	..	0.125	0.017	..	0.017
34.	Construction of quarters for Class IV servants, Civil Hospital at Karachi.	Approved	0.350	0.011	..	0.011
35.	Air-conditioning of Serious Patients Ward in Civil Hospital, Karachi.	Do.	0.172	0.077	0.066	0.077	0.066	0.030	..	0.030
36.	Construction of building for General Store, Stationery and Form Stores, Repair Workshop and Tailors Shop at Civil Hospital, Karachi.	Do.	0.402	0.200	..	0.200	0.200
37.	Expansion of Civil Hospital, Haripur, District Hazara.	Do.	0.347	0.032	..	0.032
38.	Purchase of furniture for the newly constructed Wards at the Civil Hospital, Karachi.	..	0.050	0.005	..	150.0
39.	Upgrading of Civil Hospital at Nawabshah.	Approved	1.412	0.305	0.619	0.305	0.500
40.	Upgrading of Civil Hospitals at—													
	(a) Hasilpur (Bahawalpur)	Do.	0.200	0.122	0.019	0.015	0.019
	(b) Minchinabad (Bahawalpur)	Do.	0.200	0.042	0.123	0.015	0.123
	(c) Fort Abbas (Bahawalpur)	Approved	0.200	0.092	0.080	0.015	0.080
	(d) Ahmadpur East (Bahawalpur).	Do.	0.200	0.182	0.010	0.010	0.010
41.	Upgrading of Civil Hospital, Rahimyar Khan.	Do.	0.875	0.200	0.512	0.200	0.512	0.075	..	0.075
41-A.	Upgrading of existing Hospital at Bannu.	Non approved	0.200	..	0.200	0.400
42.	Purchase of equipment for Blood Bank in the Sandeman Civil Hospital, Quetta.	Approved	0.023	0.023	..	0.023
43.	Mental Hospital, Manshra—													
	Construction of Mental Hospital at Mansehra.	Do.	2.300	0.013	..	0.013

*Subject to revised approval.

Sl. No.	Name of the Scheme	Status of the Scheme	Estimated cost	Estimated expenditure during the 2nd Plan period	Third Plan Allocation	Revised Estimates for 1964-65	Provision for 1965-66	Foreign Exchange required for 1965-66			Source of Foreign Aid	Expenditure in subsequent years			
								Total	Foreign Aid	Own resources		1966-67	1967-68	1968-69	1969-70
1	2	3	4	5	6	7	8	9	10	11	12	13	14	15	16
<i>(a) On-going Schemes-contd.</i>															
44.	Equipment for Mental Hospital, Dhodial, District Hazara.	Approved	0.300	0.200	0.050	0.200	0.050	0.025	..	0.025
45.	Improvement and additions to Sir C. J. Mental Hospital, Hyderabad.	Do.	0.400	0.200	0.025	0.200	0.025
46.	Sinking of new tube-well at Government Mental Hospital, Lahore.	Do.	0.077	0.077	..	0.077
47.	Establishing of six Dental Clinics in various hospitals in West Pakistan—Purchase of equipment.	..	0.164	0.060	..	0.060
48.	Construction of a Hostel for de Montmorency College of Dentistry, Lahore.	..	0.347	0.230	..	0.222 *0.098
49.	Establishment of Central Food Analysis Laboratory, Lahore.	Approved	0.962	0.905	53.00	0.175 3.199	0.037	0.030	..	0.030	..	0.016
50.	Establishment of Regional Food Analysis Laboratory, Quetta.	Do.	0.400	0.300	..	0.007
51.	Establishment of West Pakistan Drugs Laboratory at Lahore.	Do.	0.800	0.232	0.400	0.232	0.400
52.	Construction of Food Analysis Laboratory building at Sukkur.	Do.	0.296	0.100	0.006	0.100	0.006
53.	Rural Health Centres—														
	(i) Field Training Rural Health Centre at Daultala (Rawalpindi).	Do.	0.489	0.480	0.040	0.058	0.040

(ii) Field Rural Health Centre at Lilla (Jhelum).	Do.	0.505	0.012	..	0.012
(iii) Field Training Rural Health Centre at Warburton (Sheikhupura).	Do.	0.468	0.008	0.020	0.008	0.020
(iv) Field Training Rural Health Centre at Lulliani (Lahore).	Do.	0.470	..	0.130	..	0.130
(v) Field Training Rural Health Centre at Uch (Bahawalpur).	Do.	0.399	0.050	..	0.050
(vi) Construction and improvement of 150 Health Centres including one each at Zhob (Sibi District) Khairpur Tamienwali Ahmadpur Laman and Saqi Gunj—		14.663												
(a) 1960-61	} Do.													
1961-62		22.000	9.798	3.500	4.865	3.500	0.100	0.100
(b) 1962-63														
Minor Works	Do.	1.500	1.500	..	1.500
54. Provision of 20 Mobile Dispensaries in West Pakistan—														
55. Opening of 20 Mobile Dispensaries in West Pakistan under 2nd Five Year Plan—														
Establishment of 4 Mobile Dispensaries during the year 1963-64.	Do.	0.350	0.060	..	0.60
56. Construction of new dispensary at Kallu Khan, Mardan.	Do.	0.261	0.009 0.041	..	0.09 0.41
57. Family Planning Scheme—														
(i) Family Planning equipment for Hospitals and Dispensaries.	Do.	12.235	4.267	..	1.400
(ii) Family Planning Institute at Lahore.	Do.	0.290	0.020	..	02.00
58. Malaria Eradication ..	Do.	51.596	51.599	187.112	30.033	40.000	15.000	15.000	47.322	40.399	32.769	26.622
59. Opening of 20 School Health Service Units in West Pakistan under 2nd Five Year Plan— Purchase of equipment for 5 units opened during 1962-63.	Do.	0.060

Sl. No.	Name of the Scheme	Status of the Scheme	Estimated cost	Estimated expenditure during the 2nd Plan period	Third Plan Allocation	Revised Estimates for 1964-65	Provision for 1965-66	Foreign Exchange required for 1965-66			Source of Foreign Aid	Expenditure in subsequent years			
								Total	Foreign Aid	Own resources		1966-67	1967-68	1968-69	1969-70
1	2	3	4	5	6	7	8	9	10	11	12	13	14	15	16
60.	Acquisition of land for the construction of Civil Hospital, Lora, District Hazara.	Approved.	0.005	0.005	...	0.005
61.	Construction of doctors quarters at Civil Hospital, Nizampur.	Do.	0.024	0.024	...	0.024
62.	Conversion of existing T. B. Ward at Civil Hospital, Larkana into Class II Officers' residential bungalows.	Do.	0.025	0.025	...	0.025
63.	Construction of boundary wall of Civil Zanana Hospital, Mardan.	Do.	0.058	0.058	...	0.058
64.	Purchase of equipment for District Headquarters, Hospital, Campbellpur.	Do.	0.081	0.081	...	0.081
65.	Construction of new District Headquarters Hospital at Bannu — Purchase of land only.	Do.	3.104	0.348	...	0.348
66.	Upgrading of existing Civil Hospital, Bahawalnagar into District Headquarters Hospital.	Do.	14.80	0.200	0.525	0.200	0.525	0.075	..	0.075
67.	Construction of Post-mortem Room and residential quarters for Medical Officer, Chorlaki, District Kohat.	Do.	0.027	0.027	...	0.027
68.	Provision of Deep X-Ray Therapy Plant at Lady Reading Hospital, Peshawar.	Do.	0.087	0.087	...	0.087
69.	Construction of Block for Deep X-Ray Therapy for the Lady Reading Hospital, Peshawar.	Do.	0.023	0.023	...	0.023

70.	Leprosy Clinic at Lady Reading Hospital, Peshawar.	Do.	0.017	0.017	--	0.017	--	--
71.	Improvement and expansion of Services Hospital, Lahore.	Do.	1.694	0.600	0.475	0.660	0.475	0.030	..	0.030
72.	Installation of Cornish Boiler in the Laundry of Mayo Hospital, Lahore.	Do.	0.029	0.029	..	0.029	--	--
73.	Construction of additional Ward at Ganga Ram Hospital, Lahore.	Do.	0.208	0.160	0.048	0.160	0.048
74.	Supply of X-Ray Plant to C. D. F. Hospital, Hyderabad.	Do.	0.046	0.046	..	0.046
75.	Purchase of Ambulance for West Pakistan Government Hospital, Karachi.	Do.	0.016	0.016	..	0.016
75-A.	Purchase of miao-bus for Services Hospital, Lahore.	Do.	0.017	0.017	..	0.017
76.	Purchase of X-Ray equipment for Civil Hospital, Karachi.	..	0.403	0.403	..	0.403
77.	Air-conditioning of Gynae Operation Theatre at Civil Hospital, Karachi.	..	0.058	0.058	0.018	0.058	0.018
78.	Establishment of laundry at the Civil Hospital, Karachi.	..	0.769	0.209	0.560	0.209	0.560	0.325	..	0.325
79.	Providing electric installation in the Tehsil Headquarters Hospital, Narowal.	..	0.021	0.021	..	0.021
80.	Micro-Bus for the Public Health Nursing School, Lahore.	..	0.020	0.020	..	0.020
81.	Cost of equipment and furniture for the West Pakistan Drug Testing Laboratory at Lahore.	..	0.300	0.200	..	0.200
82.	Construction of boundry wall and approach road to the Nurses Home, Quetta.	..	0.057	0.057	..	0.057
83.	Construction of Girls Hostel for Fatima Jinnah Medical College, Lahore.	Approved	2.300	0.600	0.600	0.600	0.600
84.	Construction of Girls Hostel for Nishtar Medical College, Multan.	Do.	1.113	0.100	0.100	0.100	0.100
85.	Installation of stand by Generating Set at Nishtar Medical College, Multan.	..	0.052	0.052	..	0.052

Sl. No.	Name of the Scheme	Status of the Scheme	Estimated cost	Estimated expenditure during the 2nd Plan period	Third Plan Allocation	Revised Estimates for 1964-65	Provision for 1965-66	Foreign Exchange required for 1965-66			Source of Foreign Aid	Expenditure in subsequent years			
								Total	Foreign Aid	Own resources		1966-67	1967-68	1968-69	1969-70
1	2	3	4	5	6	7	8	9	10	11	12	13	14	15	16
86.	Providing lift in the Maternity and Gynae Wards in Liaquat Medical College Hospital, Hyderabad.	..	0.030	0.020	..	0.030
87.	Purchase of two Ambulances for Liaquat Medical College Hospital, Hyderabad.	..	00.60	0.060	..	0.060
88.	Purchase of equipment for Operation Theatre of Liaquat Medical College Hospital, Hyderabad.	..	0.200	0.200	0.200	0.200	0.200
89.	Air-conditioning of Animal House at Liaquat Medical College Hospital, Hyderabad.	..	0.016	0.016	..	0.016
90.	Construction of two Radio-Isotope Centres at Nishtar Medical College Multan, and Liaquat Medical College, Hyderabad.	..	0.500	0.500	..	0.500	0.200
91.	Air-conditioning of Operation Theatre, Liaquat Medical College Hospital, Hyderabad.	..	0.800	0.100	0.300	0.100	0.300	0.225	..	0.225
92.	Furniture for Museum, Liaquat Medical College Hospital, Hyderabad.	Not yet approved	0.100	0.050	..	0.050
93.	Installation of Stand by Generating Set in Liaquat Medical College, Hyderabad.	..	0.052	0.052	..	0.052
94.	Construction of additional storey on the existing New Boy's Hostel, Dow Medical College, Karachi.	..	0.252	0.152	0.100	0.152	0.100
95.	Installation of Stand by Generating Set at Dow Medical College, Karachi.	..	0.052	0.052	..	0.052

96.	Purchase of X-Ray Plant for T. B. Sanatorium, Kotri.	Approved	0.098	0.098	...	0.098
97.	Electric in stallation in Civil Hospital, Bahawalpur.	Do.	0.020	0.020	...	0.020
98.	Air-conditioning of Operation Room of Female Section in Jubilee Hospital at Bahawalpur.	Do.	0.004	0.004	...	0.004

Merged Areas

99.	Opening of 8 bedded hospital and residential accommodation at Kap Gani in the merged area of District Mardan.	Do.	0.180	0.008 1.020	0.64	0.008 1.020	}
100.	Opening of 2 Dispensaries at Uthala nd Chini in merged area of Mardan.	Do.	0.187
101.	Construction of 9 Dispensaries at Badkul, Shergarh, Nara, Lessen, Nikkapani, Nilli Shan Shamlai, Kuza Banda, Gali Badrul in merged are of Hazara District.	Do.	0.725	0.075	...	0.075

Frontier Regions:

102.	Anti-Malaria Organisation :—														
	(i) Provision of Malaria Organization.	Do.	0.880	} 0.709	0.933	0.183	0.184	0.186	0.186	0.188	0.185
	(ii) Anti-Malaria Organization in Dir State.	Do.	0.160												
103.	Opening of 13 hospitals:—														
	(i) Opening of Civil Hospital at Mir Ai Wana and Loi Agra.	Do.	0.591	0.198	0.032	0.032	0.032	
	(ii) Opening of a Hospital and staff quarters at Dogra Picquet, Khyber Agency.	Do.	1.115	1.100	0.133	0.550	0.133	0.030	...	0.030	
	(iii) Construction of three hospitals at Muzaffarkot, Ashkarkot and Boya.	Do.	0.334	0.178	0.032	0.048	0.032	
	(iv) Construction of three hospitals at Lowra Miana, Spin and Navokilli.	Do.	1.045	0.462	0.100	0.095	0.100	

Sl. No.	Name of the Scheme	Status of the Scheme	Estimated cost	Estimated expenditure during the 2nd Plan period	Third Plan Allocation	Revised Estimates for 1964-65	Provision for 1965-66	Foreign Exchange required for 1965-66			Source of Foreign Aid	Expenditure in subsequent years			
								Total	Foreign Aid	Own resources		1966-67	1967-68	1968-69	1969-70
1	2	3	4	5	6	7	8	9	10	11	12	13	14	15	16
104.	Training of 55 Tribal Boys as Compounders. Upgrading of existing Dispensaries into Hospitals	Approved	0.132	0.107	0.165	0.033	0.033	0.033	0.033	0.033	0.033
105.	Opening of two Primary Health Centres with six Sub-Centres in Dir State.	Do.	0.723	0.249	...	0.150
106.	Construction of a Hospital at Shewa (N. W. Agency).	Do.	0.160	...	0.074	...	0.074
107.	Construction of 8-bedded Hospital at Khar, Bajaur Area.	Do.	0.190	...	0.058	0.100	0.058
108.	Construction of T.B. Ward and Clinic to in the existing Hospital at Drosh.	Do.	0.222	0.080	0.130	0.080	0.130
109.	Construction of one Class I Bungalow, three Class II Bungalows, 12 Class III type quarters and 12 Class IV type quarters at Wana.	Do.	0.157	..	0.052	..	0.052
110.	Providing residential accommodation to the staff of Civil Dispensaries at Ping, Pir Tangi and Sarghar Khel.	Do.	0.081	..	0.041	..	0.041
111.	Construction of one Dispensary of type V and 2 type VI quarters at Morga.	Do.	0.098	..	0.050	..	0.050
112.	Construction of one Dispensary of type V and three type VI quarters at Parwana.	Do.	0.098	..	0.050	..	0.050
113.	Construction of one Dispensary and one type V and three type VI quarters at Karam Hazai.	Do.	0.098	..	0.050	..	0.050
Total (a)							57.466	16.195	15.000	1.195					

(b) New Schemes :

1. B.C.G. Vaccination Campaign	Subject to approval.	7.500	...	7.650	...	1.200	1.550	1.550	1.550	1.550
2. Family Planning Scheme	Approved	6.000	...	24.000	2.000	...	2.000
3. Extension and modernization of Mayo and Lady Aitchison Hospitals, Lahore.	1.500	...	1.500	0.750	0.750
4. Khyber Medical College, Hospital.	1.200	...	1.260
5. Scholarships—														
(a) Mayo Hospital, Lahore	Approved	0.008
(b) Lady Reading Hospital, Peshawar.	0.083
(c) B.V. Hospital, Bahawalpur	0.490	...	0.098	0.098	0.098	0.098	0.098
(d) Lahore General Hospital, Lahore.
(e) Lady Willingdon Hospital, Lahore.	Approved	0.011
(f) District Health Offices	0.034
(g) F.J.M. College for Women and Allied Hospitals.	0.111
(h) Lady Aitchison Hospital, Lahore.	0.105	...	0.021	0.021	0.021	0.021	0.021
(i) T.B. Sanatorium, Samli
(j) Other Hospitals and Dispensaries.
(k) Medical College, Lahore	0.083
(l) De-Montmency College of Dentistry, Lahore.	0.013
(m) Nishtar Hospital, Multan	0.505	...	0.101	0.101	0.101	0.101	0.101
(n) Health School, Peshawar	Approved	0.180	0.144	0.180	...	0.036	0.036	0.036	0.036	0.036
(o) Nishtar Medical College, Multan.	0.048	...	0.048
(p) Liaquat Medical College, Hyderabad.	0.057	...	0.057
(q) Zanana Hospital—Peshawar.	0.075	...	0.015	0.015	0.015	0.015	0.015

(Million Rupees)

Sl. No.	Name of the Scheme	Status of the Scheme	Estimated cost	Estimated expenditure during the 2nd Plan period	Third Plan Allocation	Revised Estimates for 1964-65	Provisions for 1965-66	Foreign Exchange required for 1965-66			Source of Foreign Aid	Expenditure in subsequent years			
								Total	Foreign Aid	Own resources		1966-67	1967-68	1968-69	1969-70
1	2	3	4	5	6	7	8	9	10	11	12	13	14	15	16
	(r) Medical Schools	0.001	..	0.001
	(s) Dow Medical College, Karachi.	0.056	..	0.056
	(t) Health Nursing School	0.256	..	0.256	..	0.256
	(u) Health Centres
6.	Stipends to Probationer Nurses for 3rd Operation Theatre in Mayo Hospital, Lahore.	0.015	..	0.003	0.003	0.003	0.003	0.003
7.	Grant of scholarships to the Lady Health Visitors students in the proposed Public Health School at Quetta.	Approved	0.102	..	0.100	..	0.020	0.020	0.020	0.020	0.020
8.	Additional Scholarships	Do.	0.180	..	0.180	..	0.036	0.036	0.036	0.036	0.036
9.	Stipends for the students of Lady Health Visitors and Health Technician Schools—														
	(i) Stipends in connection with increase in admission in the Public Health Nursing School, Lahore.	Approved	0.180	..	0.180	..	0.036	0.036	0.036	0.036	0.036
	(ii) Stipends for Students of Lady Health Visitors and Health Technicians Schools.	Do.	1.822	..	0.173	..	0.173
10.	Stipends for training of Dispensers at District Headquarters Hospitals, Kalat, Turbat and Bela.	Do.	0.019	..	0.020	..	0.004	0.004	0.004	0.004	0.004

*Subject to approval. Sector not decided.

11.	Stipends to trained Nurses to undergo Midwifery Training at Lady Aitchison Hospital, Lahore.	Approved	0.180	..	0.180	..	0.036	0.036	0.036	0.036	0.036	
12.	Stipends to 76 Probationer Nurses in the Lahore General Hospital, Lahore.	Do.	0.345	..	0.069	0.069	0.069	0.069	0.069	
13.	Stipends to 26 Probationer Nurses for the Lahore General Hospital, Lahore.	Do.	0.180	..	0.036	0.036	0.036	0.036	0.036	
14.	Stipends to Probationer Nurse Dais and Midwives in connection with scheme of Training of Nurses and Midwives at the Sandeman Civil Hospital, Quetta.	Do.	0.300	0.060	0.060	0.060	0.060	0.060	
15.	Stipends to Nursing Staff at the Nishtar Hospital Multan in implementation of comprehensive Nurses Training Syllabus.	..	0.030	0.345	0.069	0.069	0.069	0.069	0.069	
16.	Stipends and other allowances to Nursing staff for Mayo Hospital, Lahore.	0.800	0.160	0.160	0.160	0.160	0.160	
17.	Scheme relating to training of Dais, Nurse Dais and Midwives in West Pakistan.	Approved	2.054	2.055	0.411	0.411	0.411	0.411	0.411	
18.	Training of X-Ray and Laboratory Technicians at the T.B. Control and Training Centre, Karachi.	Do.	0.006	0.006	0.006	
19.	Improvement of Civil Hospital, Kalabagh.	Do.	0.641	0.250	0.250	0.025	..	0.025	
20.	Purchase of one Truck for Government Import and Inspection Medical Stores Depot, Karachi Cantt.	Un-approved	0.050	0.050	0.050	
21.	Improvement and expansion of Sandeman Civil Hospital, Quetta.	Do.	4.671	0.300	0.300	
22.	Tuberculosis Control—														
	(a) Opening of 20 T. B. Clinics	Do.	3.000	2.800	0.400	0.200	..	0.200	..	0.600	0.600	0.600	0.600
	(b) Provision of 50 additional T.B. Beds.	Do.	5.000	4.775	0.750	2.375	1.650

Sl. No.	Name of the Scheme	Status of the Scheme	Estimated cost	Estimated expenditure during the 2nd Plan period	Third Plan Allocation	Revised Estimates for 1964-65	Provision for 1965-66	Foreign Exchange required for 1965-66			Source of Foreign Aid	Expenditure in subsequent years			
								Total	Foreign Aid	Own resources		1966-67	1967-68	1968-69	1969-70
1	2	3	4	5	6	7	8	9	10	11	12	13	14	15	16
	(i) Extension of F. J. T. B. Sanatorium, Quetta.														
	(ii) Addition of beds in T. B. Hospital, Sargodha.														
	(iii) Addition of beds in T. B. Sanatorium, Kotri.														
23.	Upgrading of existing Hospitals at:—														
	1. Sheikhpura ..	Do.	0.400	0.400	0.200	0.200
	2. Larkana ..	Do.	0.300	0.200	0.100	0.100
24.	Construction of new Tehsil Headquarters Hospital at:—														
	1. Karak (District Kohat)	Do.	0.750	0.550	0.200	0.350
	2. Pasrur (District Siakot)	Do.	0.750	0.550	0.200	0.350
	3. Ghotki (District Sukkur)	Do.	0.750	0.550	0.200	0.350
25.	Provision of residential facilities in Turbat.		0.100	0.100
26.	Upgrading of existing Tehsil Headquarters Hospitals at:—														
	1. Murree (District Rawalpindi).	Do.	1.000	0.800	0.300	0.500
	2. Tank (District D. I. Khan).	Do.	0.400	0.400	0.200	0.200
	3. Shikarpur (District Shikarpur.).	Do.	0.400	0.300	0.100	0.200
27.	Ayubia Hospital	0.100	0.025	..	0.025

28.	Establishment of Additional Rural Health Centres in West Pakistan.	Un-approved	7.500	3.250
29.	Minor Works	Approved	1.500	1.000
30.	Expansion of Liaquat Medical College Hospital, Hyderabad.	0.500
31.	Expansion of Nishtar Medical College Hospital, Multan.	0.500
32.	Expansion of Lady Reading Hospital, Peshawar.	Un-approved	1.250	0.500	0.500
33.	Blood Transfusion Service	0.350	0.350	0.200	..	0.200
34.	Establishment of Dental Clinics	0.060	0.060	0.020	..	0.020
35.	Provision of X-Ray plant for Civil Hospital, Shakargarh.	0.025	0.025	0.025	..	0.025
36.	Purchase of equipment for Civil Hospital, Thall.	Do.	0.050	0.050	0.050	0.050	..	0.050

Frontier Regions:

37.	Extension of building in the existing hospitals—														
(a)	Construction of Dental Clinic at Civil Hospital, Wana.	Approved by P.D.W.P.	0.020	0.020	0.020
(b)	Conversion of Jandola Hospital into fully equipped Hospital.	Approved by P.D.W.P.	0.480	0.050	0.280
(c)	Conversion of Dispensary at Ashkar-kot into 10 bedded Hospital.	Do.	0.100	0.330	0.030
(d)	Construction of Building at Ladha (South Waziristan).	Do.	0.030	0.030	0.030
38.	Construction of Hospitals in Agencies—														
	Construction of 30 bedded Female Hospital at Miraashah, North Waziristan.	Do.	0.500	0.100	0.100

Sl. No.	Name of the Scheme	Status of the Scheme	Estimated cost	Estimated expenditure during the 2nd Plan period	Third Plan Allocation	Revised Estimates for 1964-65	Provision for 1965-66	Foreign Exchange required for 1965-66			Source of Foreign Aid	Expenditure in subsequent years			
								Total	Foreign Aid	Own resources		1966-67	1967-68	1968-69	1969-70
1	2	3	4	5	6	7	8	9	10	11	12	13	14	15	16
39.	Construction of 16 Dispensaries in Agencies/Frontier Region of D. I. Khan Division—														
	Construction of Dispensary Buildings at:—														
	(a) Spalga														
	(b) Sheratala (North Waziristan).														
	(c) Natasi (North Waziristan).														
	(d) Paikashti (Bannu F. R.)	Do.	0.090	0.030	0.030
	(e) Sain (Bannu F.R.)														
	(f) Mamonoor (Bannu F.R.)														
40.	Provision of Ambulance Car for Agency Headquarters Hospital—														
	(i) Purchase of Ambulance Car for Agency Headquarters Hospital, Miran shah.	Approved by P.D.W.P.	0.018	0.018	0.018	0.018	..	0.018
41.	Provision of equipment for existing and new Hospitals and Dispensaries in Agencies/Frontier Regions of D. I. Khan Division—														
	(i) Equipment for Dental Clinic of Civil Hospital, Wana.	Do.	0.010	0.010	0.010

42. Building for Residential accommodation of Officials and Staff and Garages of Vehicles of Health Department in Agencies (Frontier Regions in D. I. Khan Division)—

Construction of Quarters for the staff of Dispensaries at—

(1) Spalga (North Waziristan).	}	Do.	0.060	..	0.060	..	0.010	
(2) Sheratala (North Waziristan).															
(3) Natasi (North Waziristan).															
(4) Paikashti (Bannu F.R.)															
(5) Sain (Bannu F.R.)															
(6) Mamonoor (Bannu F.R.)															
43. Provision of equipment for existing and new Hospitals and Dispensaries.	P. C. I. form is under preparation.		0.851	..	0.757	..	0.200	0.152	..	0.152	..	0.134	0.203	0.190	0.030
44. Expansion of building for existing Hospitals.	Do.		0.909	..	0.909	..	0.299	0.610
45. Construction of 45 Dispensaries in Frontier Region.	Do.		0.675	..	0.595	..	0.100	0.180	0.075	0.240	..
46. Construction of 5 hospitals	Do.		0.980	..	0.960	..	0.100	0.120	0.500	0.120	0.120
47. Construction of Rural Health Centres in Frontier Region.	Do.		0.250	..	0.200	..	0.200
48. Provision of Ambulance Cars for Agency Headquarters Hospitals.	Do.		0.108	..	0.108	..	0.036	0.018	..	0.018	..	0.018	0.018	0.018	0.018
49. Construction of Office/Residential accommodation and Garages, Health Department.	Scheme is under Preparation.		2.500	..	2.025	..	0.240	0.437	0.620	0.517	0.211
50. Purchase of equipment for T.B. Sanatorium at Razmak.	..		0.800	0.100

Total (New)

41.309 3.483 0.750 2.733

(c) Tools and Plants

0.293

Grand Total (Health)

99.068 19.678 15.750 3.928

SOCIAL WELFARE

(Million Rupees)

Sl. No.	Name of the Scheme	Status of the Scheme	Estimated cost	Estimated expenditure during the 2nd Plan period	Third Plan for Allocation	Revised Estimates for 1964-65	Provision for 1965-66	Foreign Exchange required for 1965-66			Source of Foreign Aid	Expenditure in subsequent years			
								Total	Foreign Aid	Own resources		1966-67	1967-68	1968-69	1969-70
1	2	3	4	5	6	7	8	9	10	11	12	13	14	15	16
<i>On-Going Scheme</i>															
*1.	Social Research and Publications.	Approved by P.D.W.P.	0.034	0.016
2.	Continuance of twenty-seven Urban Community Development Projects in West Pakistan.	Do.	3.470	1.593	3.415	0.455	0.529	0.639	0.694	0.749	0.804
3.	Grant-in-aid to Social Welfare Council.	Do.	3.500	2.500	3.500	0.700	0.700	0.700	0.700	0.700	0.700
† 4.	Institute for Blinds at Peshawar	Do.	1.194	0.399
5.	Continuance of four Social Services Projects (Medical) at Multan, Peshawar, Quetta and Hyderabad.	Do.	0.286	0.195	0.474	0.051	0.060	0.096	0.101	0.106	0.111
6.	Addition to the existing building of Blind Institute, inside Sheranwala Gate, Lahore.	Do.	0.514	0.272	0.237	0.224	0.237
†7.	Three Multi-purposes Centres at Lahore, Peshawar and Hyderabad.	Do.	0.175	0.061
8.	Continuance of Remand Home at Lahore.	Do.	0.464	0.067	..	0.005
9.	Continuance of a Social Service Project (Medical) at Lahore.	Do.	..	0.033	0.100	0.014	0.018	0.019	0.020	0.021	0.202

10.	Continuance of a Remand Home at Hyderabad.	Do.	..	0.041	..	0.010	
11.	Continuance of Medical Social Welfare Projects at Karachi and Rawalpindi.	Do.	..	0.435	0.814	0.128	0.137	0.159	0.166	0.174	0.178
12.	Continuance of Socio Economic Centre for Women at Karachi.	Do.	0.225	0.136	0.225	0.033	0.041	0.045	0.045	0.046	0.048
13.	Continuance of Homes for destitutes and under-privileged women at Karachi and Rawalpindi.	Do.	0.815	0.561	0.803	0.121	0.125	0.169	0.173	0.161	0.175
*14.	Institute for the blinds at Karachi.	Do.	1.210	0.072
15.	Continuance of Urban Community Development Projects at Karachi and Rawalpindi.	Do.	1.960	0.942	0.930	0.264	0.300	0.361	0.392	0.423	0.454
16.	Continuance of Child Welfare Scheme.	Do.	0.545	0.35	0.545	0.051	0.055	0.082	0.109	0.136	0.163
†17.	Continuance of a Remand Home at Peshawar.	Do.	0.050	0.008
Total (On-going Schemes) ..							2.202					

NEW SCHEMES

1.	Establishment Statistics and Resercah Unit.	Approved by P.D.W.P.	0.270	..	0.050	0.057	0.064	0.071	0.078
2.	Creation of twelve Urban Community Development Projects.	Do.	..	2.000	..	1.950	..	0.360	0.375	0.390	0.405	0.420

*Discontinued in 1963-64.

†Transferred to 37—Education.

‡Discontinued in 1962-63.

|| To be treated as Non-development.

*Transferred to "37—Education".

†To be treated as Non-developmental.

Sl. No.	Name of the Scheme	Status of the Scheme	Estimated cost	Estimated expenditure during the 2nd Plan period	Third Plan Allocation	Revised Estimates for 1964-65	Provision for 1965-66	Foreign Exchange required for 1965-66			Source of Foreign Aid	Expenditure in subsequent years			
								Total	Foreign Aid	Own resources		1966-67	1967-68	1968-69	1969-70
1	2	3	4	5	6	7	8	9	10	11	12	13	14	15	16
3.	Creation of Beggars Home, Approved by.. Lahore. P.D.W.P.	0.850	..	0.150	0.150	0.170	0.180	0.190
4.	Additional provision for Child Welfare Training Institute, Lahore.	Do.	0.350	..	0.056	0.063	0.070	0.076	0.084
5.	Creation of two Socio-Economic Centres for Women, Hyderabad and Peshawar.	Do.	0.850	..	0.150	0.160	0.170	0.180	0.190
Total (New Schemes)							0.766					
(c) Tools and Plants ..							0.002					
Total (Social Welfare) ..							2.970					

MANPOWER AND EMPLOYMENT

(Million Rupees)

Sl. No.	Name of the Scheme	Status of the Scheme	Estimated cost	Estimated expenditure during the 2nd Plan periods	Third Plans Allocation	Revised Estimates for 1964-65	Provision for 1965-66	Foreign Exchange required for 1965-66			Source of Foreign Aid	Expenditure in subsequent years			
								Total	Foreign Aid	Own resources		1966-67	1967-68	1968-69	1969-70
1	2	3	4	5	6	7	8	9	10	11	12	13	14	15	16
<i>On-Going Schemes</i>															
1.	Technical Training Centre, Hyderabad.	Approved ..	3.700	0.600	2.700	0.600	0.600	2.100
2.	Pak-German Training Centre, Moghalpura.	Do. ..	3.700	..	3.300	..	0.600	0.800	1.900
3.	Loan for Social Survey Scheme	Do. ..	0.100
4.	Construction of Office Building for the Labour Directorate at Lahore.	Do. ..	0.200	0.075	..	0.075
5.	Establishment of Industrial Relations Institute, Lahore.	Do. ..	0.021
6.	Technical Training Centre, Peshawar.	Do. ..	2.700	..	2.600	..	0.500	0.600	1.500
7.	Re-organization of Technical Training Centre, Gulberg.	Do. ..	2.000	..	1.800	..	0.500	0.500	0.800
Total (On going Schemes) ..							2.200

(Million Rupees)

Sl. No.	Name of the Scheme	Status of the Scheme	Estimated cost	Estimated expenditure during the 2nd Plan period	Third Plan Allocation	Revised Estimates for 1964-65	Provision for 1965-66	Foreign Exchange required for 1965-66			Expenditure in subsequent years				
								Total	Foreign Aid	Own resources	Source of Foreign Aid	1966-67	1967-68	1968-69	1969-70
1	2	3	4	5	6	7	8	9	10	11	12	13	14	15	16
NEW SCHEMES															
1.	Technical Training Centre, Dera Ismail Khan.	..	2.500	0.150	0.500	0.800	0.950	..
2.	Technical Training Centre, Multan.	..	3.700	..	3.450	..	0.750	0.800	1.900
3.	Rescue Centres and Mines Safety Institute at Quetta.	0.150	..	0.150
4.	Establishment of Labour Welfare Centres.	0.200	..	0.200
5.	Establishment of Weights and Measures Laboratory.	0.050	..	0.050
Total (New Schemes)							1.300					
Tools and Plants							0.035					
Grand Total—(Manpower and Employment).							3.535								

WORKS PROGRAMME

(Million Rupees)

Sl. No.	Name of the Scheme	Status of the Scheme	Estimated cost	Estimated expenditure during the 2nd Plan period	Third Plan Allocation	Revised Estimates for 1964-65	Provision for 1965-66	Foreign Exchange required for 1965-66			Source of Foreign Aid	Expenditure in subsequent years			
								Total	Foreign Aid	Own resources		1966-67	1967-68	1968-69	1969-70
1	2	3	4	5	6	7	8	9	10	11	12	13	14	15	16
	Grant to Basic Democracies for Rural Works Programme.	..	1000.000	250.000	150.000	150.000	150.000	0.700	..	0.700	..	200.000	200.000	200.000	200.000

CENTRAL DEVELOPMENT PROGRAMME

DEVELOPMENT PROGRAMME, 1965-66

(Government Financed Programme)

SUMMARY—CENTRE

(Million Rupees)

Sl. No.	Name of the Sector	Provision for 1965-66	Foreign Exchange required for 1965-66		
			Total	Foreign Aid	Own Resources
1	2	3	4	5	6
1.	Agriculture	53·576	21·408	0·076	21·332
2.	Water and Power	89·676	55·098	42·800	12·298
3.	Industry	54·239	17·080	11·556	5·524
4.	Fuels and Minerals	85·350	43·281	37·753	5·528
5.	Transport and Communications	296·894	115·287	96·117	19·170
6.	Physical Planning and Housing	164·997	43·663	..	43·663
7.	Education and Training	17·920	2·642	0·082	2·560
8.	Health	21·610	4·579	0·750	3·829
9.	Social Welfare	3·935
10.	Manpower and Employment	1·000
11.	Works Programme	7·200
	Total (Gross)	796·397	303·038	189·134	113·904
	Less—Probable Savings	93·397	8·986	8·986	..
	Total (Net)	703·000	294·052	180·148	113·904

DEVELOPMENT PROGRAMME 1965-66

SUMMARY—CENTRE

(On-going and New Schemes)

(Million Rupees)

Sl. No.	Name of the Sector	On-Going Schemes	New Schemes	Total (On-Going and New Schemes)
1	2	3	4	5
1.	Agriculture	16·296	37·280	53·576
2.	Water and Power	76·585	13·091	89·676
3.	Industry	46·316	7·923	54·239
4.	Fuels and Minerals	85·350	..	85·350
5.	Transport and Communications	239·066	57·828	296·894
6.	Physical Planning and Housing	149·792	15·205	164·997
7.	Education and Training	15·778	2·142	17·920
8.	Health	15·727	5·883	21·610
9.	Social Welfare	3·935	..	3·935
10.	Manpower and Employment	1·000	1·000
11.	Works Programme	7·200	7·200
	Total (Gross)	648·845	147·552	796·397
	Less—Probable Savings	93·397
	Total (Net)	703·000

DEVELOPMENT PROGRAMME 1965-66

SUMMARY—CENTRE

BY ADMINISTRATIVE DIVISIONS

(Million Rupees)

Sl. No.	Name of the Division	Provision for 1965-66	Foreign Exchange required for 1965-66		
			Total	Foreign Aid	Own Resources
1	2	3	4	5	6
1.	Commerce Division	2.100	0.800	0.800	..
2.	Communications Division :				
	(a) Communications & Transport Wing ..	26.104	9.081	8.478	0.603
	(b) Pakistan Post Office Department ..	10.500
	(c) Telegraph & Telephone Department ..	155.000	59.639	59.639	..
3.	Defence Division	82.803	41.007	25.000	16.007
4.	Economic Affairs Division	1.400	0.155	..	0.155
5.	Education Division	15.000	2.487	0.082	2.405
6.	Establishment Division	1.090
7.	Finance Division	10.500
8.	Food & Agriculture Division	47.076	21.649	0.076	21.573
9.	Health Division	18.738	3.852	0.750	3.102
10.	Industries Division	27.626	13.140	10.756	2.384
11.	Information & Broadcasting Division ..	19.700	5.400	3.000	2.400
12.	Kashmir Affairs Division	36.000	6.472	..	6.472
13.	Labour & Social Welfare Division	4.265
14.	Natural Resources Division	87.500	43.554	37.753	5.801
15.	Rehabilitation & Works Division	155.052	43.400	..	43.400
16.	Scientific & Technological Research Division ..	94.823	52.330	42.800	9.530
17.	States & Frontier Regions Division ..	1.120	0.072	..	0.072
	Total	796.397	303.038	189.134	113.904
	Less—Probable Savings	93.397	8.986	8.986	..
	Total (Net)	703.000	294.052	180.148	113.904

AGRICULTURE
SUMMARY

(Million Rupees)

Sl. No.	Name of the Sub-sector	Provision for 1965-66	Foreign Exchange required for 1965-66		
			Total	Foreign Aid	Own Resources
1	2	3	4	5	6
1.	Plant Protection ..	21.738	14.906	..	14.906
2.	Soils	2.406	0.096	0.076	0.020
3.	Agricultural Economics and Statistics.	0.761	0.100	..	0.100
4.	Agricultural Marketing ..	1.561	0.020	..	0.020
5.	Agricultural Research ..	4.212	1.183	..	1.183
6.	Food-grain Storage ..	7.000	1.072	..	1.072
7.	Fisheries	5.600	3.240	..	3.240
8.	Miscellaneous	1.798	0.115	..	0.115
9.	Agricultural Development Bank.	1.000
10.	Azad Kashmir and Northern Areas.	7.500	0.676	..	0.676
Total (Agriculture) ..		53.576	21.408	0.076	21.332
Less—Probable Savings ..		4.691
Net Total—(Agriculture) ..		48.885	21.408	0.076	21.332

AGRICULTURE

(Million Rupees)

Sl. No.	Name of the Scheme	Status of the Scheme	Estimated cost	Estimated expenditure during the 2nd plan period	Third Plan Allocation	Revised Estimates for 1964-65	Provision for 1965-66	Foreign Exchange required for 1965-66			Source of Foreign Aid	Expenditure in subsequent years			
								Total	Foreign Aid	Own resources		1966-67	1967-68	1968-69	1969-70
1	2	3	4	5	6	7	8	9	10	11	12	13	14	15	16
Food & Agriculture Division :															
Plant Protection:															
<i>On-going Schemes :</i>															
1.	Construction Programme of Central Plant Protection Deptt.	Approved	1.510	0.505	1.000	..	0.400	0.600
2.	Construction of landing strips and P. O. L. Damps.	Do.	8.700	3.735	4.965	3.500	3.300	1.665
3.	Contribution to F. A. O. Project.	Do.	0.086	0.086
Total (On-going)							..	3.786
<i>New Schemes :</i>															
1.	Acquisition of Plant Protection Materials (Pesticides, equipments and vehicles.)	Un-approved	110.000	..	110.000	10.500	14.000	13.500	..	13.500	..	20.000	23.000	27.000	26.000
2.	Estt. of planning and coordination cell.	Do.	0.525	..	0.525	..	0.120	0.095	0.099	0.103	0.108
3.	Expansion of Aerial pest control Programme in East and West Pakistan.	Do.	20.510	..	20.510	..	3.175	1.288	..	1.288	..	7.035	3.995	3.695	2.610
4.	Strengthening of locust shock force.	Do.	0.610	..	0.610	..	0.108	0.150	0.196	0.077	0.079

Sl. No.	Name of the Scheme	Status of the Scheme	Estimated cost	Estimated expenditure during the 2nd Plan period	Third Plan Allocation	Revised Estimates for 1964-65	Provision for 1965-66	Foreign Exchange required for 1965-66			Source of Foreign Aid	Expenditure in subsequent years			
								Total	Foreign Aid	Own resources		1966-67	1967-68	1968-69	1969-70
1	2	3	4	5	6	7	8	9	10	11	12	13	14	15	16
<i>Food-grain Storage:</i>															
1.	Construction of Additional 85,000 tons capacity storage, Karachi, Chittagong and Azad Kashmir Base Area.	Approved	15.167	1.809	8.820	0.909	3.141	0.400	..	0.400	..	5.668
2.	Feasibility study on food-grain storage handling needs for Karachi and West Pakistan.	Un-approved	0.400	0.191	0.210	0.191	0.209	0.146	..	0.146
3.	Revised scheme for construction of 2,83,000 tons storage capacity—														
	(a) 40,000 tons Khulna	} Do,	65.050	59.400	1.600	9.700	1.600	0.500	..	0.500		Estimated expenditure after 1965-66, if any, to be shown after the scheme is approved.			
	(b) 60,000 tons Chittagong														
	(c) 1,10,000 tons Pipri														
	(d) 40,000 tons Landhi														
	(e) 33,000 tons Azad Kashmir														
4.	Scheme for installation of rice cleaning and reprocessing plant.	Do.	4.600	2.375	2.520	2.375	2.000	0.026	..	0.026				Do.	
5.	Central Cereals Laboratory ..	Approved				0.010					
6.	Rice Grading Centre ..					0.029	0.050					
	Total (Foodgrain storage) ..						7.000	1.072	..	1.072					

Fisheries:*On-going Schemes:*

1.	Marine Biological Research Station, Cox Bazar.	Approved	1.900	0.530	1.900	..	0.500	0.100	..	0.100	..	0.500	0.400	0.330	0.170
----	--	----------	-------	-------	-------	----	-------	-------	----	-------	----	-------	-------	-------	-------

New Schemes:

1.	Development of Marine Fisheries, East Pakistan.	Un-approved	7.000	..	7.000	..	1.000	0.700	..	0.700	..	2.000	1.500	1.500	1.000
2.	Development of Marine Fisheries, West Pakistan.	Do.	5.500	..	5.500	..	0.700	0.500	..	0.500	..	1.400	1.100	1.130	1.170

3.	Extension of Karachi Fish Harbour.	Do.	2.500	..	2.500	--	0.600	0.300	..	0.300	..	1.200	0.400	0.300	..
4.	Marine Fisheries Survey and Investigation, East Pakistan.	Do.	2.630	..	2.630	--	0.500	0.400	..	0.400	..	1.100	0.500	0.230	0.300
5.	Marine Fisheries Oceanographic Research Institute, East Pakistan.	Do.	3.000	..	3.000	--	0.400	0.300	..	0.300	..	1.450	0.550	0.250	0.350
6.	Training Centre for Master Fishermen, East Pakistan.	Do.	3.000	..	3.000	--	0.200	0.020	..	0.020	..	1.000	0.800	0.500	0.500
7.	Sea Exploratory Fishing, West Pakistan.	Do.	3.000	..	3.000	--	0.600	0.600	..	0.600	..	1.200	0.600	0.250	0.350
8.	Marine Fisheries Oceanographic Institute, West Pakistan.	Do.	4.000	..	4.000	--	0.400	0.300	..	0.300	..	1.500	1.000	0.550	0.550
9.	Training Centre for Master Fishermen, West Pakistan.	Do.	3.000	..	3.000	--	0.200	0.020	..	0.020	..	1.000	0.800	0.500	0.500
10.	Survey of Chittagong Fish Harbour.					--	0.500					
Total (New) ..						--	5.100	3.140	..	3.140					
Total (Fisheries) ..						--	5.600	3.240	..	3.240					

MISCELLANEOUS :

Zoological Survey Department :

On-going Schemes :

1.	Marine Biological Research Laboratory, Karachi.	Approved	0.977	0.797	0.180	0.256	0.198	0.045	..	0.045
----	---	----------	-------	-------	-------	-------	-------	-------	----	-------	----	----	----	----	----

New Schemes :

1.	Expansion of Marine Biological Research Laboratory, Karachi.	Un-approved	0.820	..	0.820	--	0.200	0.200	0.200	0.100	0.120
2.	Reorganisation of Zoological Survey Department (Extension).	Do.	1.200	..	1.200	--	0.200	0.020	..	0.020	..	0.200	0.250	0.250	0.300
3.	Establishment of Natural History Museums at Islamabad.	Do.	1.300	..	1.300	--	0.200	0.010	..	0.010	..	0.600	0.150	0.150	0.200
4.	Zoological-cum-Botanical Garden at Islamabad.	Do.	3.000	..	3.000	--	1.000	0.040	..	0.040	..	1.000	0.300	0.350	0.350

Total (New) ..

1.600 0.070 .. 0.070

Total (Miscellaneous) ..

1.798 0.115 .. 0.115

Total (Food and Agriculture Division)

45.076 20.732 0.076 20.656

Less—Probable Savings ..

2.761

Net Total (Food and Agriculture Division) ..

42.315 20.732 0.076 20.656

Sl. No.	Name of the Scheme	Status of the Scheme	Estimated cost	Estimated expenditure during the 2nd Plan period	Third Plan Allocation	Revised Estimates for 1964-65	Provision for 1965-66	Foreign Exchange required for 1965-66			Source of Foreign Aid	Expenditure in subsequent years				
								Total	Foreign Aid	Own resources		1966-67	1967-68	1968-69	1969-70	
1	2	3	4	5	6	7	8	9	10	11	12	13	14	15	16	
Finance Division :																
	Agriculture Development Bank of Pakistan (For advancing loans to the Proprietary tea Gardens for improvement of tea cultivation).						1.000						
	Total Finance Division	..					1.000						
	Less—Probable Savings						0.060						
	Net Total (Finance Division)						0.940						
Kashmir Affairs Division :																
Azad Kashmir :																
Seeds : on going Scheme :																
1.	Establishment of 8 fruit plant nurseries.	Approved	0.780	0.480	0.300	0.311	0.300	
New Schemes :																
2.	Establishment of two apple stock nurseries.	P.C.I. submitted.	0.150	..	0.150	..	0.051	0.058	0.020	0.013	0.008	
	Development and specialisation of existing farms and setting up of vegetable Research Station at Mang.	Do.	0.536	..	0.510	..	0.070	0.211	0.134	0.047	0.048	
3.	Improvement and extension of existing fruit nurseries.	Do.	0.350	..	0.350	..	0.130	0.001	..	0.001	..	0.160	0.036	0.012	0.012	
4.	Procurement and distribution of improved seed of wheat, maize and potatoes, etc.	Revised P.C.I. submitted.	0.355	..	0.355	..	0.050	0.060	0.070	0.080	0.095	
	Total (New)	..					0.301	0.001	..	0.001						
	Total (Seeds)	..					0.601	0.001	..	0.001						

Agriculture Education :*New Scheme :*

1. Setting up of an agricultural training institute.	Approved	0.300	..	0.300	..	0.100	0.090	0.040	0.035	0.035
--	----------	-------	----	-------	----	-------	----	----	----	----	-------	-------	-------	-------

Fertilizer :*New Schemes :*

1. Popularisation of artificial fertilizer in Azad Kashmir.	P.C.I. Submitted.	4.010	..	4.010	..	0.778	0.717	0.740	0.850	0.925
---	-------------------	-------	----	-------	----	-------	----	----	----	----	-------	-------	-------	-------

Plant Protection:*New Schemes:*

1. Organisation of plant protection Services in Azad Kashmir.	Do.	0.750	--	0.750	--	0.190	0.040	--	0.040	--	0.186	0.161	0.115	0.098
---	-----	-------	----	-------	----	-------	-------	----	-------	----	-------	-------	-------	-------

Agricultural Extension:*New Scheme:*

1. Expansion of Agricultural Extension service in Azad Kashmir.	Do.	2.300	--	2.300	--	0.440	0.050	..	0.050	..	0.640	0.510	0.350	0.360
---	-----	-------	----	-------	----	-------	-------	----	-------	----	-------	-------	-------	-------

Agricultural Research:*New Schemes:*

1. Establishment of Potato seed Research Station.	Do.	0.300	--	0.300	--	0.080	--	0.090	0.050	0.040	0.040
2. Investigation on major pests and diseases of crops and fruits.	Do.	0.250	--	0.250	--	0.060	0.010	..	0.010	..	0.080	0.050	0.030	0.030
Total (Agri. Research)		--	--	--	--	0.140	0.010	--	0.010	--	--	--	--	--

Forestry:*New Schemes:*

1. Improvement and expansion of existing Bee Farms and promotion of Bee keeping in rural areas.	Do.	0.200	..	0.200	..	0.002	--	--	--	--	0.050	0.050	0.050	0.048
2. Re-afforestation of blanks	Do.	6.030	..	6.030	..	1.230	0.070	--	0.070	..	1.300	1.100	1.200	1.200

(Million Rupees)

Sl. No.	Name of the Scheme	Status of the Scheme	Estimated cost	Estimated expenditure during the 2nd Plan period	Third Plan Allocation	Revised Estimates for 1964-65	Provision for 1965-66	Foreign Exchange required for 1965-66			Source of Foreign Aid	Expenditure in subsequent years			
								Total	Foreign Aid	Own resources		1966-67	1967-68	1968-69	1969-70
1	2	3	4	5	6	7	8	9	10	11	12	13	14	15	16
3.	Demarcation of forests	--	1.400	--	1.400	--	0.250	0.015	--	0.015	--	0.290	0.285	0.285	0.290
4.	Establishment of Forest Nurseries.	P. C. I. Submitted Do.	1.000	--	1.000	--	0.250	--	--	--	--	0.200	0.200	0.200	0.150
5.	Establishment of a Forest Research Division in Azad Kashmir.	Do.	1.100	--	1.100	--	0.210	0.030	--	0.030	--	0.250	0.260	0.210	0.170
6.	Training of Forest staff	Do.	0.110	--	0.110	--	0.095	--	--	--	--	0.015	--	--	--
	Total (Forest)	--					2.037	0.115	--	0.115					
Soil Conservation:															
<i>New Scheme:</i>															
1.	Soil and Water Conservation in Azad Kashmir.	Do.	3.500	--	3.500	--	0.800	0.230	--	0.230	--	0.850	0.610	0.600	0.640
Animal Husbandry:															
<i>On-going Schemes:</i>															
1.	Establishment of 10 Veterinary dispensaries.	Approved	0.524	0.209	0.272	0.128	0.072	--	--	--	--	0.100	0.100	--	--
2.	Improvement of existing Veterinary dispensaries.	Do.	0.270	0.170	0.100	0.099	0.100	--	--	--	--	--	--	--	--
3.	Construction of accommodation for Animal Husbandry staff.	Do.	0.463	0.249	0.214	0.200	0.100	--	--	--	--	0.114	--	--	--
	Total (On-going)	--					0.272	--	--	--					
<i>New Schemes:</i>															
1.	Opening of new Veterinary dispensaries in Azad Kashmir. (10 dispensaries).	P. C. I. Submitted	0.405	--	0.405	--	0.081	--	--	--	--	0.081	0.081	0.081	0.081

2. Animal Disease Investigation Scheme.	Do.	0.325	..	0.325	..	0.075	0.020	..	0.020	..	0.100	0.050	0.045	0.055
3. Prevention, control and eradication of livestock and poultry diseases.	Do.	0.443	..	0.443	..	0.080	0.016	..	0.016	..	0.100	0.133	0.060	0.070
4. Improvement of equine, buffalo and cattle breeding in A.K.	Do.	0.431	..	0.431	..	0.060	0.070	0.091	0.100	0.110
5. Development of sheep industry	Do.	0.430	..	0.430	..	0.100	0.025	..	0.025	..	0.130	0.082	0.052	0.066
6. Opening of Poultry Farm at Rawalkot.	Do.	0.260	..	0.260	..	0.110	0.010	..	0.010	..	0.070	0.030	0.030	0.020
7. Scheme for education and training facilities to Animal Husbandry staff.	Do.	0.100	..	0.100	..	0.020	0.020	0.020	0.020	0.020

Total (New) ..

.. 0.526 0.071 .. 0.071

Total (Animal Husbandry) ..

.. 0.798 0.071 .. 0.071

Fisheries:

1. Development of fisheries in Azad Kashmir.	Do.	0.360	..	0.360	..	0.005	0.090	0.090	0.090	0.085
--	-----	-------	----	-------	----	-------	----	----	----	----	-------	-------	-------	-------

Total (Agriculture—Azad Kashmir)

.. 5.889 0.517 .. 0.517

NORTHERN AREAS :

I. Gilgit Agency :

Seeds :

New Schemes :

1. Development of horticulture in Gilgit Agency.	Do.	0.350	..	0.350	..	0.060	0.004	..	0.004	..	0.062	0.065	0.076	0.087
2. Seed production and multiplication in Gilgit Agency.	Do.	0.325	..	0.325	..	0.040	0.013	..	0.013	..	0.050	0.060	0.075	0.100

Total (Seeds) ..

.. 0.100 0.017 .. 0.017

Sl. No.	Name of the Scheme	Status of the Scheme	Estimated cost	Estimated expenditure during the 2nd Plan period	Third Plan Allocation	Revised Estimates for 1964-65	Provision for 1965-66	Foreign Exchange required for 1965-66			Source of Foreign Aid	Expenditure in subsequent years			
								Total	Foreign Aid	Own resources		1966-67	1967-68	1968-69	1969-70
1	2	3	4	5	6	7	8	9	10	11	12	13	14	15	16
Agricultural Education:															
<i>New Schemes:</i>															
1.	Education and training	P.C.I. Submitted	0.050	..	0.050	..	0.030	0.020
Fertilizer:															
<i>New Scheme:</i>															
1.	Distribution of fertilizer and chemical manures.	Revised P.C.I. Form being submitted.	0.643	..	0.643	..	0.100	0.110	0.120	0.140	0.173
Plant Protection:															
<i>New Scheme:</i>															
1.	Plant protection operation in Gilgit Agency.	P.C.I. Submitted.	0.300	..	0.300	..	0.030	0.005	..	0.005	..	0.050	0.097	0.078	0.045
Agricultural Extension:															
<i>New Scheme:</i>															
1.	Agricultural Extension	Do.	0.600	..	0.600	..	0.100	0.024	..	0.024	..	0.110	0.120	0.130	0.140
Agricultural Research:															
<i>New Scheme :</i>															
1.	Establishment of Research Station in Gilgit Agency.	Do.	0.250	..	0.250	..	0.040	0.023	..	0.023	..	0.120	0.025	0.030	0.035

Forestry:*New Schemes:*

1. Assessment of resources, exploitation, extraction and utilisation of timber in Chilas Division.	Do.	0.800	..	0.800	..	0.150	0.400	0.200	0.050	..
2. Afforestation and re-generation in Gilgit Agency.	Do.	0.800	..	0.800	..	0.100	0.200	0.200	0.200	0.100
3. Plantation of robinia, willow, poplar and other firewood species in Gilgit and Chilas.	Do.	0.500	..	0.500	..	0.075	0.100	0.100	0.100	0.125
4. Education and Research ..	Do.	0.200	..	0.200	..	0.030	0.050	0.040	0.040	0.040
Total (Forestry)	0.355					

Soil Conservation:*New Scheme:*

1. Soil Conservation	Do.	0.100	..	0.100	..	0.030	0.030	0.010	0.015	0.015
----------------------------	-----	-------	----	-------	----	-------	----	----	----	----	-------	-------	-------	-------

Range Management:

1. Range management in Gilgit and Baltistan.	Do.	0.100	..	0.100	..	0.020	0.020	0.020	0.020	0.020
--	-----	-------	----	-------	----	-------	----	----	----	----	-------	-------	-------	-------

Animal Husbandry:*New Schemes:*

1. Livestock Disease control scheme.	Do.	0.076	..	0.076	..	0.042	0.018	..	0.018	..	0.009	0.009	0.008	0.008
2. Opening of one Vety. Hospital and two static dispensaries at Gilgit Agency.	Do.	0.073	..	0.073	..	0.010	0.002	..	0.002	..	0.033	0.030
3. Mobile Veterinary dispensary, Astore.	Do.	0.033	..	0.033	..	0.025	0.018	..	0.018	..	0.005	0.003
4. Livestock upgrading subsidy scheme.	Do.	0.038	..	0.038	..	0.003	0.010	0.010	0.010	0.005
5. Sheep development scheme, Gilgit.	Do.	0.075	..	0.075	..	0.020	0.003	..	0.003	..	0.025	0.030

Sl. No.	Name of the scheme	Status of the Scheme	Estimated cost	Estimated expenditure during the 2nd Plan period	Third Plan Allocation	Revised Estimates for 1964-65	Provision for 1965-66	Foreign Exchange required for 1965-66			Source of Foreign Aid	Expenditure in subsequent years			
								Total	Foreign Aid	Own resources		1966-67	1967-68	1968-69	1969-70
1	2	3	4	5	6	7	8	9	10	11	12	13	14	15	16
6.	Extension of Poultry Farming in Gilgit Agency.	P.C.I. Submitted	0.010	..	0.010	..	0.002	0.002	0.002	0.002	0.002
7.	Artificial Insemination Centre at Gilgit.	Do.	0.020	..	0.020	..	0.010	0.005	..	0.005	..	0.005	0.005
8.	Establishment of Research Centre at Gilgit.	Do.	0.019	..	0.019	..	0.019	0.003	..	0.003
9.	Training of Staff	Do.	0.006	..	0.006	..	0.003	0.002	0.001
Total (Animal Husbandry)	0.134	0.049	..	0.049	..				
Fisheries:															
<i>New Scheme :</i>															
1.	Development of fisheries in Gilgit.	Do	0.100	..	0.100	..	0.016	0.034	0.025	0.015	0.010
II. Baltistan Agency:															
Seeds															
<i>New Schemes:</i>															
1.	Development of horticulture ..	Do.	0.200	..	0.200	..	0.030	0.001	..	0.001	..	0.035	0.040	0.045	0.050
2.	Seed production and multiplication farm.	Do.	0.200	..	0.200	..	0.030	0.010	..	0.010	..	0.035	0.040	0.045	0.050
Total (Seeds)	0.060	0.011	..	0.011	..				
Agricultural Education:															
<i>New Scheme:</i>															
1.	Education and training ..	Do.	0.050	..	0.050	..	0.030	0.020

Fertilizer :*New Scheme:*

1. Distribution of Fertilizer	..	Revised P.C. I. being submitted.	0.630	..	0.630	..	0.100	0.110	0.120	0.140	0.160
-------------------------------	----	--	-------	----	-------	----	-------	----	----	----	----	-------	-------	-------	-------

Plant Protection:*New Scheme:*

1. Plant Protection Service in Baltistan.	P.C. I. Submitted.	0.200	..	0.200	..	0.035	0.015	..	0.015	..	0.040	0.047	0.038	0.040
---	-----------------------	-------	----	-------	----	-------	-------	----	-------	----	-------	-------	-------	-------

Agriculture Extension:*New Scheme :*

1. Agriculture Extension	..	Do.	0.400	..	0.400	..	0.070	0.012	..	0.012	..	0.075	0.080	0.085	0.090
--------------------------	----	-----	-------	----	-------	----	-------	-------	----	-------	----	-------	-------	-------	-------

Agriculture Research:*New Scheme:*

1. Establishment of Research Station in Baltistan.	Do.	0.150	..	0.150	..	0.030	0.001	..	0.001	..	0.030	0.030	0.030	0.030
--	-----	-------	----	-------	----	-------	-------	----	-------	----	-------	-------	-------	-------

Forestry:*New Schemes:*

1. Assessment of resources exploitation and extraction of timber in Baltistan.	Do.	0.500	..	0.500	..	0.150	0.200	0.150
2. Firewood plantation at Skardu.	Do.	0.250	..	0.250	..	0.050	0.050	0.050	0.050	0.050
3. Afforestation and regeneration in Baltistan.	Do.	0.250	..	0.250	..	0.050	0.050	0.070	0.040	0.040
Total (Forestry)	..					0.250				

Animal Husbandry:*New Schemes:*

1. Establishment of a poultry farm at Skardu.	Do.	0.021	..	0.021	..	0.010	0.006	0.002	0.002	0.001
2. Disease control scheme for Baltistan.	Do.	0.107	..	0.107	..	0.030	0.020	0.020	0.020	0.017
Total (Animal Husbandry) Baltistan Agency	..					0.040				

(Million Rupees)

Sl. No.	Name of the scheme	Status of the Scheme	Estimated cost	Estimated expenditure during the 2nd Plan period	Third Plan Allocation	Revised Estimates for 1964-65	Provision for 1965-66	Foreign Exchange required for 1965-66			Source of Foreign Aid	Expenditure in subsequent years			
								Total	Foreign Aid	Own resources		1966-67	1967-68	1968-69	1969-70
1	2	3	4	5	6	7	8	9	10	11	12	13	14	15	16
Fisheries:															
<i>New Scheme:</i>															
1.	Development of fisheries in Baltistan.	P.C. I Submitted.	0.100	..	0.100	..	0.041	0.002	..	0.002	..	0.015	0.015	0.015	0.014
	Total (Northern Areas) ..						1.611	0.159	..	0.159					
	Gross Total (Azad Kashmir and Northern Areas).						7.500	0.676	..	0.676					
	Less Probable Savings ..						1.870					
	Net Total (Kashmir Affairs Division).						5.630	0.676	..	0.676					
	Grand Total (Agriculture)						53.576	21.408	0.076	21.332					
	Less—Probable Savings						4.691					
	Net Total (Agriculture)						48.885	21.408	0.076	21.332					

WATER AND POWER

(Million Rupees)

Sl. No.	Name of the Scheme	Status of the Scheme	Estimated cost	Estimated expenditure during the 2nd Plan period	Third Plan Allocation	Revised Estimates for 1964-65	Provision for 1965-66	Foreign Exchange required for 1965-66			Source of Foreign Aid	Expenditure in subsequent years			
								Total	Foreign Aid	Own resources		1966-67	1967-68	1968-69	1969-70
1	2	3	4	5	6	7	8	9	10	11	12	13	14	15	16
Scientific and Technological Research Division :															
1. Atomic Energy Development Schemes :															
<i>On-going Schemes:</i>															
1.	Pakistan Institute of Nuclear Science and Technology, Rawalpindi.	Approved for Rs. 41.3 million.	100.00 (Revised) under consideration of CDWP.	38.000	62.000	10.000	13.000	5.900	0.400	5.500	..	18.000	11.000	10.000	10.000
2.	Atomic Energy Centre, Lahore	Approved	35.000	9.475	20.000	2.400	3.000	0.200	..	0.200	..	3.500	4.000	4.500	5.000
3.	Atomic Energy Agricultural Research Centre, Tandojam.	Do.	13.800	2.951	7.848	0.605	0.848	0.050	..	0.050	..	1.000	1.500	2.000	2.500
4.	Atomic Energy Centre, Dacca	Do.	40.000	13.702	20.425	3.918	3.425	0.300	..	0.300	..	3.500	4.000	4.500	5.000
5.	<i>Medical Radioisotope Centres:</i>														
	(i) Karachi	..				0.120	0.125								
	(ii) Lahore	..				0.048	0.050								
	(iii) Multan	..				0.200	0.050								
	(iv) Dacca	..				0.030	0.050								
	(v) Chittagong	..				0.250	0.250								
	(vi) Jamshoro	..	7.370	1.649	4.466	0.250	0.050	0.200	..	0.200		0.670	0.847	1.035	1.214
	(vii) Peshawar	0.025								
	(viii) Rajshahi	0.025								
	(ix) Sylhet	0.025								
	(x) Mymensingh	0.025								
	(xi) Khulna	0.025								

Sl. No.	Name of the Scheme	Status of the scheme	Estimated cost	Estimated expenditure during the 2nd Plan period	Third Plan Allocation	Revised Estimates for 1964-65	Provision for 1965-66	Foreign Expenditure required for 1965-66			Source of Foreign Aid	Expenditure in subsequent years				
								Total	Foreign Aid	Own resources		1966-67	1967-68	1968-69	1969-70	
1	2	3	4	5	6	7	8	9	10	11	12	13	14	15	16	
6. Residential Colonies:																
	(i) A.E.C., Dacca	...	Approved	2.400	0.250		0.250	0.800	0.700	0.250	0.200	0.200
	(ii) A.E.A.R.C., Tandojam	..	Do.	1.500	0.250		0.250	0.250	0.300	0.300	0.200	0.200
7.	Extension A.E.C., Dacca	...	Un-approved	6.000	—	6.000	...	1.000	1.000	1.000	...	Loans	3.500	1.500		
8.	(a) Training	..	Approved				1.800	1.200	0.475	...	0.475	...				
	(b) Aid to Universities	...	Do.	2.000	—	2.000	0.200	0.100	0.045	...	0.045	...				
9.	Mineral Survey	..	Do.				...	0.100	0.025	...	0.025	...				
Nuclear Power Projects:																
10.	Rooppur	...	Do.	135.000	10.000	125.000	5.000	15.000	15.000	15.000	..	Under Negotiation				
11.	Karachi	..	Do.	316.000	37.000	279.000	20.000	30.000	25.000	25.000	...	Canada	100.000	104.000	45.000	...
	Total (On-going)	...						69.423	48.195	41.400	6.795					
New Schemes:																
12.	Grain Irradiator, Karachi	4.000	—	4.000	...	0.600	0.600	0.600	..	Loans	1.400	1.000	1.000	..
	Total (New)	...						0.600	0.600	0.600	...					
	Gross Total (Scientific and Technological Research Division)							70.023	48.795	42.000	6.795					
	Less Probable Savings		5.733	2.462	2.462	...					
	Net Total (Scientific and Technological Research Division)							64.290	46.333	39.538	6.795					

Natural Resources Division:

1. Comprehensive Investigation of Water Resources in East Pakistan.	Approved	5.800 (Estimate is being revised).	3.612	...	1.000	1.150	0.273	...	0.273	...	0.850	0.135
2. Irrigation, Drainage and Flood Control Research Council.					0.010	1.000					
Total (Natural Resources Division)				2.150	0.273	...	0.273					
Less—Probable Savings				0.350					
Net Total (N.R. Division)				1.800	0.273	..	0.273					

Commerce Division:

1. Survey for Irrigation of Tea Gardens in Sylhet and Chittagong Districts, East Pakistan.	Approved	4.400	..	4.400	...	2.100	0.800	0.800	2.100	0.200
Total (Commerce Division)				2.100	0.800	0.800	...					
Less Probable Savings				—	...	0.120					
Net Total—Commerce Division)				1.980	0.800	0.800	...					

Defence Division :

Meteorological Services :

On-Going schemes :

1. Improvement of Met. facilities at Aerodromes and Air routes etc. ;	Approved													
East Pakistan		1.190	0.477	0.713	...	0.463	0.250
West Pakistan		8.259	2.700	5.559	..	2.876	2.683
2. Establishment of 2 Storm Warning Radars at Cherat and Sargodha.	Do.
3. 3 Wind-Finding Radars in West Pakistan (Sargodha, Jacobabad and Nokundi)	Do.	3.948
4. Carpentry and Laboratory in East Pakistan.	Do.	0.100	0.050	0.050	..	0.050
5. Hydrogen Factory in East Pak.	Do.	0.348	0.189	0.159	..	0.159
Total (On-Going Schemes) ..						3.548					

(Million Rupees)

Sl. No.	Name of the Scheme	Status of the Scheme	Estimated cost	Estimated expenditure during the 2nd Plan period	Third Plan Allocation	Revised Estimates for 1964-65	Provision for 1965-66	Foreign Exchange required for 1965-66			Source of Foreign Aid	Expenditure in subsequent years			
								Total	Foreign Aid	Own resources		1966-67	1967-68	1968-69	1969-70
1	2	3	4	5	6	7	8	9	10	11	12	13	14	15	16
<i>New Schemes :</i>															
1.	Raising of Met. Observatories to the Status of Sub-Regional Met. Research Centres.	Under Approval	2.400	..	2.400	..	0.200	0.130	..	0.130	..	0.455	0.625	0.775	0.345
2.	Met. Tele-Communication Service.	Do.	4.700	..	4.700	..	1.420	1.250	..	1.250	..	1.420	1.060	0.400	0.400
3.	Improvement of Weather Forecasting & Weather Warning Service & network of Observatories.	Do.	12.97 0	..	12.970	..	0.970	0.960	..	0.960	..	3.440	3.380	3.100	2.080
4.	Devl. of Training Institute of Met. & Geophysics.	Do.	5.000	..	5.000	..	0.200	0.200	..	0.200	..	2.420	1.565	0.510	0.305
5.	Construction of Buildings ..	Do.	1.745	..	1.745	..	0.265	0.260	0.820	0.400	..
6.	Storm Warning Radar at Ctg.	Do.	1.700	..	1.700	..	0.200	1.000	0.400	0.100	..
Total (New) ..							3.255	2.540	..	2.540					
Total (Meteorological Services)							6.803	2.540	..	2.540					
Less—Probable Savings ..							1.003					
Net Total (Defence Division)							5.800	2.540	..	2.540					
<i>Agriculture Division :</i>															
<i>Survey of Pakistan :</i>															
<i>On-going Schemes :</i>															
1.	Construction of Office Building	Approved.	9.352	4.894	2.429	1.633	0.454	0.100	..	0.100	..	1.975

New Schemes :

1.	Multipurpose Geodetic Survey Marks.	Un-approved	2.706	..	2.706	..	0.486	0.125	..	0.125	..	0.720	0.500	0.500	0.500
2.	Development of Survey Resources for National Projects, East and West Pakistan.	Do.	5.245	..	5.245	..	1.060	0.692	..	0.692	..	2.955	1.230
Total (New)						..	1.546	0.817	..	0.817					
Total (Survey of Pakistan)						..	2.000	0.917	..	0.917					
<i>Less Probable Savings</i>						..	0.145					
Net Total (Agriculture Division)—Survey of Pakistan						..	1.855	0.917	..	0.917					

Kashmir Affairs Division :

I. Azad Kashmir :

New Schemes :

1.	Installation of Tubewells in Azad Kashmir.	Approved (Survey only)	3.600	..	3.600	..	0.270	0.090	..	0.090	..	1.100	1.100	1.130	..
2.	Extension of Power to Village between Bhring and Barnala to pangali Khurd Mirpur District, Tehsil Bhimber.	P.C. I submitted.	1.100	..	1.100	..	0.600	0.165	..	0.165	..	0.500
3.	Extension of Electricity to Villages located on Mangla Reservoir, Periphery.	P.C. II submitted.	1.600	..	1.600	..	0.120	0.040	..	0.040	..	0.740	0.740
4.	Extension and Provision of Electricity to Garhi Dopatta.	Do.	0.400	..	0.400	..	0.030	0.010	..	0.010	..	0.370
5.	Kotli Hydro Electric and Water Supply Scheme.	Do.	0.900	..	0.900	..	0.068	0.023	..	0.023	..	0.416	0.416
6.	Athmuqam Hydro Electric Scheme.	Do.	0.300	..	0.300	..	0.023	0.008	..	0.008	..	0.277
7.	Rawalakote Hydro Electric Scheme.	Approved (Survey only)	0.500	..	0.500	..	0.038	0.013	..	0.013	..	0.462
8.	Chinari Hydro Electric Scheme.	P.C. II submitted.	0.300	..	0.300	..	0.023	0.008	..	0.008	..	0.277
9.	Bagh Hydro Electric Scheme.	Do.	0.300	..	0.300	..	0.023	0.008	..	0.008	..	0.277
Total (Azad Kashmir)							1.195	0.365	..	0.365					

Sl. No.	Name of the Scheme	Status of the scheme	Estimated cost	Estimated expenditure during the 2nd Plan period	Third Plan Allocation	Revised Estimates for 1964-65	Provision for 1965-66	Foreign Exchange required for 1965-66			Source of Foreign Aid	Expenditure in subsequent years			
								Total	Foreign Aid	Own resources		1966-67	1967-68	1968-69	1969-70
1	2	3	4	5	6	7	8	9	10	11	12	13	14	15	16
II. Northern Areas :															
Gilgit Agency :															
<i>New Schemes :</i>															
1.	Construction of Dalanti Plan Irrigation Water Channel (7 miles.)	P.C. I. submitted.	0.450	..	0.450	..	0.150	0.025	..	0.025	..	0.150	0.150
2.	Construction of Thak Nallah Channel to irrigate Chilas Maidan (6 miles).	Approved.	0.400	..	0.400	..	0.130	0.020	..	0.020	..	0.130	0.140
3.	Construction of Yasin Irrigation Channel from Nazhar Stream (6 miles).	P.C. I submitted.	0.400	..	0.400	..	0.130	0.020	..	0.020	..	0.130	0.140
4.	Construction of Irrigation Channel Doin-Astore Sub-Division (5 miles).	Do.	0.400	..	0.400	..	0.130	0.020	..	0.020	..	0.130	0.140
5.	Construction of Naltar Haralidas Water Channel.	Do.	0.600	..	0.600	..	0.200	0.020	..	0.020	..	0.200	0.200
6.	Construction of 2 mile long Khudaadad Water Channel.	Approved.	0.200	..	0.200	..	0.100	0.010	..	0.010	..	0.100
7.	Construction of Mageon-Bayes Water Channel (5 miles).	Do.	0.400	..	0.400	..	0.130	0.020	..	0.020	..	0.130	0.140
8.	Construction of Genesh Gancupar Water Channel.	P.C. I submitted.	0.300	..	0.300	..	0.150	0.015	..	0.015	..	0.150
9.	Construction of Khul (Channel) from Grunyar Nallah for Nagar Proper (2 miles).	Do.	0.300	..	0.300	..	0.100	0.010	..	0.010	..	0.100	0.100
10.	Bala Gati Chilas Airport Channel.	Do.	0.200	..	0.200	..	0.100	0.010	..	0.010	..	0.100
11.	Development and Investigation Division.	Do.	0.500	..	0.500	..	0.100	0.045	..	0.045	..	0.100	0.100	0.100	0.100
12.	Construction of Parri Channel (8 miles).	Approved.	0.500	..	0.500	..	0.170	0.018	..	0.018	..	0.170	0.160
13.	Astore Hydrel Project ..	P.C. I submitted.	0.794	..	0.794	..	0.200	0.100	..	0.100	..	0.300	0.294

14.	Gilgit Hydel Project	...	P. C. II submitted.	0.850	..	0.850	..	0.051	0.400	0.399
15.	Extension of Gilgit Power Plant.	Power	P. C. I. submitted.	0.400	..	0.400	..	0.400	0.250	..	0.250
16.	Chilas Hydel Project	..	Do.	0.650	..	0.650	..	0.200	0.100	..	0.100	..	0.200	0.250	..
17.	Juglote Hydel Project	..	Do.	0.738	..	0.738	..	0.200	0.100	..	0.100	..	0.200	0.338	..
18.	Distribution Lines for Chalt, Baltit Chilas, Astore and Juglote/Bunji, Town in Gilgit Agency.	..	Do.	1.025	..	1.025	..	0.500	0.200	0.325	..

Total (Gilgit Agency)

3.141 0.783 .. 0.783

Baltistan Agency :

On-Going Schemes :

1.	Distribution Line in Gilgit and Skardu.	Approved		0.695	0.310	0.385	0.310	0.385
2.	Bong Bong Water Channel	..	Do.	0.207	0.128	0.079	0.128	0.079
3.	Ghori Maidan Water Channel	..	Do.	0.372	0.257	0.115	0.257	0.115
4.	Skardu Hydel Scheme	..	Do.	1.380	0.949	0.431	0.949	0.431	0.100	..	0.100

New Schemes :

1.	Construction of Thormik-Thowar Water Channel.	Do.		0.900	..	0.900	..	0.266	0.030	..	0.030	..	0.334	0.300	..
2.	Construction of Parkuta Ghasing Water Channel.	..	Do.	0.400	..	0.400	..	0.100	0.020	..	0.020	..	0.200	0.100	..
3.	Extension of Skardu Power Plant.	..	P.C.I submitted.	0.450	..	0.450	..	0.450	0.275	..	0.275
4.	Shigar Hydel Project	..	Do.	0.725	..	0.725	..	0.218	0.100	..	0.100	..	0.217	0.290	..
5.	Khaplu Hydel Project	..	Do.	0.875	..	0.875	..	0.200	0.100	..	0.100	..	0.300	0.375	..
6.	Lift Irrigation in Baltistan Area.	..	P.C. II submitted.	0.343	..	0.343	..	0.020	0.162	0.161	..

Total (Baltistan)

2.264 0.625 .. 0.625

Total (Northern Areas)

5.405 1.408 .. 1.408

Grand Total (Azad Kashmir and Northern Areas)

6.600 1.773 .. 1.773

Less Probable Savings

1.650

Net Total (Kashmir Affairs Division)

4.950 1.773 .. 1.773

Grand Total (Water and Power)

89.676 55.098 42.800 12.298

Less Probable Savings

9.001 2.462 2.462* ..

Net Total (Water and Power)

80.675 52.636 40.338 12.298

*Nuclear Power Projects.

INDUSTRY

(Million Rupees)

Sl. No.	Name of the Scheme	Status of the scheme	Estimated cost	Estimated expenditure during the 2nd Plan period	Third Plan Allocation	Revised Estimates for 1964-65	Provision for 1965-66	Foreign Exchange required for 1965-66			Source of Foreign Aid	Expenditure in subsequent years			
								Total	Foreign Aid	Own resources		1966-67	1967-68	1968-69	1969-70
1	2	3	4	5	6	7	8	9	10	11	12	13	14	15	16

Industries Division:

Large Industries:

On-going Schemes:

1.	Balancing and Modernization of Printing Presses at Karachi, Dacca and Rawalpindi.	Un-approved	1 000	1 004	Block allocation of 7.00 million.	1 004	0 449	0 394	..	0 394	
2.	Government of Pakistan Press, Islamabad.	Approved	13 482	3 619		2 200	10 000	5 000	4 800	0 200	UK Credit.	
3.	Investment Advisory Centre, Karachi.	Do.	14 533	5 376		9 157	2 319	2 844	1 605	1 544	0 061	US AID	3 144	3 169
Total (Large Industries)					..		13 293	6 999	6 344	0 655						

Small Industries:

On-going Schemes:

1.	Pakistan Industrial Technical Assistance Centre:															
	(a) Lahore	} Recommended by C.D.W.P.	68 511	22 930	Block Allocation Rs. 125 000 million	{ 2 770	3 425	1 192	1 000	0 192	} US AID	16 642	8 894	6 559	7 061	
	(b) Dacca															{ 1 500
2.	Textile Productivity Centre, Lahore.	Approved	2 000	0 062	Do.	0 062	1 420	0 752	0 200	0 552	France	0 518	
3.	Swedish-Pak. Institute of Technology Gujrat.	Recommended by C.D.W.P.	9 338	2 606	Do.	2 146	3 213	1 329	1 321	0 008	Sweden	1 159	0 800	0 700	0 860	

4. Swedish-Pak. Institute of Technology Kaptai	Approved	4.500	N.A.	Do.	2.685	2.920	0.891	0.891	..	Sweden
5. Staff Quarters for SPIT, Landhi	Do.	0.445	0.574	Do.	0.574	0.355
Total (Small Industries)					..	14.333	6.141	4.412	1.729					
Gross Total (Industries Division)					..	27.626	13.140	10.756	2.384					
Less Probable Savings					..	6.686					
Net Total (Industries Division)					..	20.940	13.140	10.756	2.384					

Scientific and Technological Research Division:
P.C.S.I.R. :

On-going Schemes:

1. Development of Scientific and Industrial Research.	Un-approved	69.500	69.500	44.500	15.477	15.474	2.735	..	2.735	..	8.026	7.000	7.000	7.000
2. Natural Drug Research and Development Institute, Chittagong.	Approved	13.500	1.700	11.800	0.500	1.000	4.500	2.800	2.000	1.500
3. North East Regional Institute, Rajshahi.	Do.	7.748	0.550	7.198	0.250	0.726	1.799	2.125	1.548	1.000
4. Pak.-Swiss Foundation Instrumentation Training Centre, Karachi.	Do.	2.482	1.240	1.242	1.000	1.000	0.800	0.800	0.242
Total (On-going)					..	18.200	3.535	0.800	2.735					

New Schemes :

1. Institute of Applied Physics and National Standards, Islamabad.	..	5.000	..	5.000	..	2.000	1.000	0.500	0.700	0.800
2. Institute of Fuel Technology and Petro-chemical, Dacca.	..	15.000	..	13.000	..	1.300	2.000	3.000	3.300	3.400
3. Institute of Mineral Processing and Metallurgy, Quetta.	..	25.000	..	18.800	..	1.300	2.500	4.000	5.000	6.000
4. Development of Food Technology (Expansion of existing Division in E. R. Lab., Dacca).	..	3.000	..	3.000	..	1.000	0.700	0.600	0.400	0.300
5. Development of Leather Research (Expansion of existing Division in E. R. Lab., Dacca).	..	5.000	..	5.000	..	1.000	1.200	1.300	1.000	0.500
Total (New)					..	6.600				
Gross Total (P.C.S.I.R.)					..	24.800	3.535	0.800	2.735	..				
Less Probable Savings					..	2.300				
Net Total (S. & T. R. Division—P.C.S.I.R.)					..	22.500	3.535	0.800	2.735					

(Million Rupees)

Sl. No.	Name of the Scheme	Status of the scheme	Estimated cost	Estimated expenditure during the 2nd Plan period	Third Plan Allocation	Revised Estimates for 1964-65	Provision for 1965-66	Foreign Exchange required for 1965-66			Source of Foreign Aid	Expenditure in subsequent years			
								Total	Foreign Aid	Own resources		1966-67	1967-68	1968-69	1969-70
1	2	3	4	5	6	7	8	9	10	11	12	13	14	15	16
Kashmir Affairs Division :															
Azad Kashmir:															
<i>On-going Schemes :</i>															
1.	Setting up of Cottage Industries	Approved	0.531	0.431	0.100	0.389	0.100	0.050	..	0.050
2.	Setting up Wood Turning and Toy making machines.	Do.	0.280	0.180	0.100	0.092	0.100	0.025	..	0.025
3.	Filature Silk Reeling Plant ..	Do.	0.226	0.176	0.050	0.076	0.050	0.010	..	0.010
Total (On-going)								0.250	0.085	..	0.085				
<i>New Schemes :</i>															
1.	Setting up of two Training-cum-Production Centres in Azad Kashmir.	P.C.I. Submitted	0.584	..	0.584	..	0.050	0.047	..	0.047	..	0.260	0.100	0.100	0.100
2.	Setting up of two Women Industrial Schools in Azad Kashmir.	Do.	0.226	..	0.226	..	0.050	0.056	0.040	0.040	0.040
3.	Setting up of Sales Emporium in Azad Kashmir.	Do.	0.110	..	0.110	..	0.040	0.029	0.021	0.010	0.010
4.	Loans to small scale industries.	Approved	0.900	..	0.900	..	0.100	0.025	..	0.025	..	0.150	0.250	0.300	0.100
5.	Training of Artisans	Do.	0.025	..	0.025	..	0.007	0.006	0.006	0.006	..
6.	Small Industries Estate at New Mirpur Town.	Unapproved	2.500	..	2.500	..	0.150	1.238	0.588	0.524	..
7.	Mineral Surveys in Azad Kashmir Areas.	Approved	0.200	..	0.200	..	0.060	0.010	..	0.010	..	0.070	0.070
8.	Raising of Mulberry Blocks in Azad Kashmir.	Do.	0.537	..	0.537	..	0.050	0.108	0.135	0.134	0.110

9.	Setting up of four Mulberry Nurseries in Azad Kashmir.	Do.	0.282	..	0.282	..	0.050	0.065	0.053	0.036	0.078
10.	Extensive introduction of improved silk seed and expansion of existing grainage.	Do.	0.247	..	0.247	..	0.050	0.070	0.037	0.056	0.034
11.	Setting up of 2 sericulture Demonstration Farms in Azad Kashmir.	Do.	0.441	..	0.441	..	0.050	0.010	..	0.010	..	0.152	0.070	0.085	0.084
12.	Common facility and service centre for Textile at Mirpur.	Do.	1.600	..	1.600	..	0.050	0.370	0.380	0.400	0.400
13.	Provision of Artisans Workshops at Muzaffarabad and Poonch.	Do.	0.640	..	0.640	..	0.025	0.210	0.205	0.200	..
14.	Advancement of Taccavi to rearers for construction and improvement of Silk Worm Rearing Houses.	Do.	0.400	..	0.400	..	0.076	0.099	0.075	0.075	0.075
15.	Extension of Silk Rearing Centre.	Do.	0.438	..	0.438	..	0.060	0.035	0.204	0.139	..
16.	Setting up of Silk Seed Hibernation House and Bivoltine Race Breeding Centre at Muzaffarabad.	Do.	0.158	..	0.158	..	0.063	0.049	0.029	0.008	0.009
17.	Improvement and expansion of old Nurseries.	Do.	0.079	..	0.079	..	0.032	0.034	0.013
18.	Improvement and expansion of the existing Government Printing Press.	Do.	0.175	..	0.175	..	0.100	0.083	..	0.083	..	0.075

Total (New)						1.063	0.175	..	0.175
Total (Azad Kashmir)						1.313	0.260	..	0.260

Northern Areas:

On-going Schemes :

1.	Small Tannery and Common Facility Centre.	Approved	0.305	0.225	0.100	0.225	0.100
2.	Technical Training-cum-Production Centre.	Do.	0.250	0.150	0.200	0.150	0.140	0.100	..	0.100	..	0.060
Total (On-going)						0.240	0.100	..	0.100						

Sl. No.	Name of the Scheme	Status of the Scheme	Estimated cost	Estimated expenditure during the 2nd Plan period	Third Plan Allocation	Revised Estimates for 1964-65	Provision for 1965-66	Foreign Expenditure required for 1965-66			Source of Foreign Aid	Expenditure in subsequent years			
								Total	Foreign Aid	Own resources		1966-67	1967-68	1968-69	1969-70
1	2	3	4	5	6	7	8	9	10	11	12	13	14	15	16
<i>New Schemes :</i>															
1.	Development of Mineral Resources in Gilgit and Baltistan.	Approved.	0.400	..	0.400	..	0.075	0.200	0.125
2.	Industrial Survey in Gilgit and Baltistan.	Do.	0.100	..	0.100	..	0.050	0.050
3.	Training of Artisans in Gilgit and Baltistan.	Do.	0.100	..	0.100	..	0.020	0.020	0.020	0.020	0.020
4.	Raw Materials and Supply Depots in Gilgit and Baltistan.	P.C.I. Submitted.	0.540	..	0.540	..	0.040	0.035	..	0.035	..	0.140	0.100	0.100	0.160
5.	Credit facilities to small industries in Gilgit and Baltistan.	Approved.	0.800	..	0.800	..	0.050	0.150	0.200	0.200	0.200
6.	Establishment of Artisans Worksheds at Gilgit and Baltistan.	Do.	0.660	..	0.660	..	0.025	0.010	..	0.010	..	0.330	0.305
Total (New) ..							0.260	0.045	..	0.045					
Total Northern Areas (On-going and New) ..							0.500	0.145	..	0.145					
Gross Total (Azad Kashmir and Northern Areas) ..							1.813	0.405	..	0.405					
Less Probable Savings ..							0.450					
Net Total (Kashmir Affairs Division) ..							1.363	0.405	..	0.405					
Grand Total (Industry) ..							54.239	17.080	11.556	5.524					
Less Probable Savings ..							9.436					
Net Total (Industry) ..							44.803	17.080	11.556	5.524					

FUELS AND MINERALS

(Million Rupees)

Sl. No.	Name of the Scheme	Status of the Scheme	Estimated cost	Estimated expenditure during the 2nd Plan period	Third Plan Allocation	Revised Estimates for 1964-65	Provision for 1965-66	Foreign Exchange required for 1965-66			Source of Foreign Aid	Expenditure in subsequent years					
								Total	Foreign Aid	Own resources		1966-67	1967-68	1968-69	1969-70		
1	2	3	4	5	6	7	8	9	10	11	12	13	14	15	16		
Natural Resources Division:																	
<i>On-going Schemes:</i>																	
1.	College of Mineral Technology and Mining Training Institute (Revised Project).	Approved	10.400 (Revised 14.52)	2.820	10.000 (Block allocation)	2.000	4.500	4.800	0.825	0.773	0.773		
2.	Construction of Eastern Regional Office Building of G.S.P. at Dacca.	Do.	1.280	1.350	(Covered under item 6)	0.600	0.125		
3.	P.O.L. Testing Laboratory and inspection cells.	Do.	1.100	0.400	0.700	0.322	0.980	0.540	..	0.540		
4.	Development of Oil and Gas Resources—Russian Aided Project.	Do.	414.000 (180.000 approved)	122.389	246.699	42.274	65.677	39.768	37.410	2.358 USSR Credit	..	48.732	43.160	48.740	40.390		
5.	(i) Geological Survey Expansion—Intensification of Exploration Minerals, Water and Fuel Resources.	Approved	85.890	7.755	6.506	1.723	0.343	1.380		
	(ii) Construction of Geological Survey of Pak. Building, etc.		45.910	36.330	60.000 (Block allocation)	1.100	0.500		
6.	U.N. Assisted Project for accelerated Investigation of Mineral Resources of Pakistan.	Do.	9.760 (10.160 Revised)	9.810	..	1.444	0.518		
7.	Sub-Surface exploration of Minerals.	Un-approved	1.804	1.816	1.250	..	1.250		
8.	Oil and Gas Prospecting :	Approved															
	(i) Pakistan Petroleum Ltd.		58.000	36.383	75.000	10.515	1.000	**	**	6.434	6.434	6.434	6.435		
	(ii) Pakistan Sun Petroleum Project		25.000	18.464			1.000	**	**	1.486	1.350	1.350	1.350
	(iii) Development of Petroleum in Pakistan		49.187	43.550			2.250	**	**	2.250	1.137
	(iv) Pakistan Stanyac Petroleum		50.000	33.512			0.478	**	**	1.055	1.055	1.055	0.794
Gross total (Fuels and Minerals)							85.350	43.281	37.753	5.528		11.225					
Less Probable Savings							12.100	1.870	1.870**	..							
Net Total (Natural Resources Division)							73.250	41.411	35.883	5.528							

*The foreign exchange of Oil and Gas Prospecting Scheme shall be provided through foreign private investment.

**U.S.S.R. credit.

TRANSPORT AND COMMUNICATIONS

(Million Rupees)

Sl. No.	Name of the Scheme	Status of the Scheme	Estimated cost	Estimated expenditure during the 2nd Plan period	Third Plan Allocation	Revised Estimates for 1964-65	Provision for 1965-66	Foreign Exchange required for 1965-66			Source of Foreign Aid	Expenditure in subsequent years			
								Total	Foreign Aid	Own resources		1966-67	1967-68	1968-69	1969-70
1	2	3	4	5	6	7	8	9	10	11	12	13	14	15	16
Communication Division :															
C&T Wing															
<i>On-going Schemes :</i>															
1.	Construction of Mercantile Marine Academy at Chittagong.	Approved.	5.300 (under revision to 10.00)	5.800	4.000	0.530	1.054	0.060	..	0.060	..	1.446	1.500
2.	Government contribution to the share capital of National Shipping Corporation.	..	12.5	6.000	15.000	..	6.500	6.500	2.000
3.	Development of Chalna Anchorage.	Approved	32.763 (to be revised to 38 million)	13.774*	18.989	6.849	11.000	6.952	6.472	0.480	A.I.D. Loan	7.989
4.	Feasibility study for establishment of 2nd major port on coast of West Pakistan.	Do.	0.150	0.080	0.070	0.078	0.074	0.056	..	0.056
5.	Gilgit Road	Do.				9.550	3.500
6.	Central Road Organization				0.152	0.176	0.007	..	0.007
Total (On-going) :							22.304	7.075	6.472	0.603					
<i>New Schemes :</i>															
1.	Navigational aids (provision of lighthouses, etc.)	Un-approved.	4.500	..	4.500	..	1.200	0.706	0.706	2.480	0.820
2.	Permanent Port Pussur River, East Pakistan.	Approved by C.D.W.P.	210.000	..	210.00	..	2.600	1.300	1.300	..	Under negotiation.	76.000	52.400	52.400	26.600
Total (New Schemes) :							3.800	2.006	2.006	..					
Total (C. & T. Wing) :							26.104	9.081	8.478	0.603					
Less Probable Savings							1.614	0.423	0.423	..					
Net Total (C&T Wing)							24.490	8.658	8.055	0.603					

Telegraph & Telephones

On-going Schemes :

1.	Local Telephone System (Auto Manual).	Approved	241.440	142.223	Covered under block allocation of Rs. 890.0 million.	44.166	52.482	35.901	10.834
2.	Trunk Exchanges and STD ..	Do.	13.421	7.055	Do.	3.157	3.152	1.947	1.267
3.	Load distance network (Carrier/VFT/PCOs/Radios).	Do.	256.092	155.841	Do.	41.262	29.702	42.241	28.308
4.	Microwave ..	Do.	33.125	30.785	Do.	4.973	2.340
5.	Buildings & Quarters ..	Do.	27.955	16.230	Do.	6.876	7.288	54.481	54.481	..	U.K. U.S.A. Germany, Japan, Nether-Land.	3.918	0.520
6.	Requirements of other Depts./ Agencies.	Do.	63.970	27.989	Do.	11.316	17.080	11.698	7.203
7.	Training & Research ..	Do.	13.098	6.915	Do.	2.609	2.463	3.037	0.682
8.	Interwing Communication (Submarine Cable).	Do.	0.150	0.150	Do.	0.150
9.	Factories & Workshops ..	Do.	39.923	2.636	Do.	2.013	15.643	21.538	0.107
10.	Global Communication System	Do.	2.410	0.251	Do.	0.251	1.550	0.609
11.	Minor Works ..	Do.	7.500	6.000	Do.	6.000	1.500
12.	Stores Suspense ..	Do.	0.929	0.929	Do.	0.929
Total (On-going) ..								133.200	54.481	54.481					
NEW SCHEMES															
1.	Local Telephone System ..	Under Examination.	304.000	..	Do.	..	4.771	25.128	67.001	115.900	85.400
2.	Load Distance Networks (Carrier/VFT/PCOs/Radios).	Do.	55.700	..	Do.	..	1.430	10.700	2.700	7.200	8.970
3.	Buildings & Quarters ..	Do.	19.478	..	Do.	..	4.087	13.572	3.819
4.	Other Departments ..	Do.	12.834	..	Do.	..	3.808	5.158	5.158	5.026	4.000
5.	Factories & Workshops ..	Do.	26.389	..	Do.	..	0.640	11.671	12.078
6.	Training & Research ..	Do.	15.000	..	Do.	..	0.500	7.000	6.000	1.500	..
7.	Minor Works ..	Do.	7.500	..	Do.	..	6.000	1.500
8.	Stores Suspense ..	Do.	0.564	..	Do.	..	0.564
Total (T&T New Schemes.) ..								21.800	5.158	5.158	..				
Total (T&T Gross) ..								155.000	59.639	59.639	..				
Probable Savings ..								19.270	2.981	2.981	..				
Grand Total T & T (Net) ..								135.730	56.658	56.658	..				

*Upto 30th June, 1965.

(Million Rupees)

Sl. No.	Name of the Scheme	Status of the Scheme	Estimated cost	Estimated expenditure during the 2nd Plan period	Third Plan Allocation	Revised Estimates for 1964-65	Provision for 1965-66	Foreign Exchange required for 1965-66			Source of Foreign Aid	Expenditure in subsequent years			
								Total	Foreign Aid	Own resources		1966-67	1967-68	1968-69	1969-70
1	2	3	4	5	6	7	8	9	10	11	12	13	14	15	16
Post Offices :															
<i>On-going Schemes :</i>															
(i)	Construction of 43 Postal Buildings in E. Pak.	Approved	Covered under Block Allocation of Rs. 80.0 Million	2.575	2.730
	Construction of 28 Postal Buildings in W. Pak.	Do.	Do.	3.245	2.510
(ii)	Construction of 40 Residential Quarters for low-paid staff in East Pakistan.	Do.	Do.	0.918	0.975
	Construction of 35 Residential Quarters for low-paid staff in West Pakistan.	Do.	1.042	0.785
Total : (East Pakistan) ..							3.705
(West Pakistan) ..							3.295
Total (On-going Schemes) ..							7.000
B. New Schemes :															
(i)	Constn. of 10 Postal Bldgs. in East Pakistan.	Do.	Covered Under	..	1.095
	Constn. of 8 Postal Bldgs. in West Pakistan.	Do.	Block Allocation	..	0.570
(ii)	Constn. of 76 residential quarters for low-paid staff in East Pakistan.	Do.	of Rs. 80.0 Million	..	0.225
	Constn. of 68 residential quarters for low-paid staff in West Pakistan.	Do.	Do.	..	0.300

(iii) Purchase of 12 motor vehicles for conveyance of mails in Dacca, Chittagong, and Khulna in East Pakistan.	Do.	--	--	Do.	..	0.330
Purchase of 21 motor vehicles for conveyance of mails in Karachi, Lahore and R'Pindi in W. Pak.	Do.	--	--	Do.	..	0.480
(iv) Minor Works, East Pakistan	Do.	--	--	Do.	..	0.250
Minor Works, West Pakistan	Do.	--	--	Do.	..	0.250
Total (East Pakistan) ...						1.900				
„ (West Pakistan) ...						1.600				
Total (New Schemes) ..						3.500				
Total (Post Offices) ..						10.500				
Less—Probable Savings ...						—2.050				
Net Total (Post Offices) ...						8.450				
Total (Communication Division)						191.604	68.720	68.117	0.603				
Less (Probable Savings) ..						22.934	3.404	3.404	..				
Net Total (Communication Division).						168.670	65.316	64.713	0.603				

DEFENCE DIVISION :

Tourism :

On-going Schemes :

A. Organisation :

(i) Head Office ...	Under Approval	4.829	..	Covered under Block Allocation of Rs. 30.0 Million	0.297	0.846	0.956	0.966	1.003	1.058
(ii) Regional Tourist Offices ...	Do.	3.873	..		0.363	0.659	0.012	..	0.012	..	0.761	0.787	0.816	0.850
(iii) Sub-Regional Tourist Offices	Do.	0.755	..	Do.	0.100	0.124	0.143	0.153	0.164	0.171
(iv) Tourist Offices abroad ...	Do.	3.375	..	Do.	0.500	0.635	0.635	..	0.635	..	0.661	0.677	0.693	0.709
Total (Organisation) ...						2.264	0.647	..	0.647					

B. Publicity ...	Do.	13.650	..	Do.	1.214	1.250	0.600	..	0.600	..	2.670	2.960	3.210	3.560
Total (On-going) ...						3.514	1.247	..	1.247					

(Million Rupees)

Sl. No.	Name of the Scheme	Status of the Scheme	Estimated cost	Estimated expenditure during the 2nd Plan period	Third Plan Allocation	Revised Estimates for 1964-65	Provision for 1965-66	Foreign Exchange required for 1965-66			Expenditure in subsequent years				
								Total	Foreign Aid	Own resources	Source of Foreign Aid	1966-67	1967-68	1968-69	1969-70
1	2	3	4	5	6	7	8	9	10	11	12	13	14	15	16
New Schemes :															
A. Organisation :															
(i)	Regional Tourist Offices ..	Under approval	0.346	..	Covered	..	0.060	0.062	0.068	0.075	0.081
(ii)	Sub-Regional Tourist Offices	Do.	0.773	..	Under Block Allocation of Rs. 30.0 Million	..	0.073	0.119	0.131	0.219	0.231
Total (Organisation) ..							0.133
B. Development Schemes :															
(i)	Introduction of "Son et Lumiere" Programme at Lahore Port.	Do.	0.500	..	Do.	..	0.500	0.400	...	0.400
(ii)	Construction of Malam Jabba Road.	Do.	0.500	..	Do.	..	0.500
(iii)	Water & Power arrangement at Malam Jabba.	Do.	0.500	..	Do.	..	0.300	0.200
(iv)	Govt. Contribution for Hotel Training Institute.	Do.	0.500	..	Do.	..	0.100	0.050	...	0.050	...	0.100	0.100	0.100	0.100
(v)	Donations to Cultural Organisations & Organising Cultural Fairs.	Do.	1.400	..	Do.	..	0.300	0.305	0.210	0.315	0.270
(vi)	Other Developmental Schemes.	Do.	3.073	..	Do.	..	0.653	0.270	...	0.270	...	0.515	0.587	0.657	0.661
Total (Developmental Schemes)							2.353	0.720	...	0.720
Total (New) ..							2.486	0.720	..	0.720
Gross Total (Tourism) ..							6.000	1.967	...	1.967
Probable Savings ..							0.800
Net Total (Tourism) ..							5.200	1.967	..	1.967

DEFENCE DIVISION:

Civil Aviation:

On-going Schemes

West Pakistan

Karachi Airport	33.362	2.468	Covered under Block Allocation of Rs. 380.0 Million	3.914	2.841	1.600	1.000	0.600	..	9.610	12.500	5.943	..
Rawalpindi Airport	65.252	18.859		18.765	9.093	6.600	6.000	0.600	..	11.725	13.529	4.065	3.943
General	63.174	32.038		12.194	13.153	10.001	9.599	0.402	..	2.637	0.220
Dera Ismail Khan	1.481	0.200	Do.	0.200	0.500	0.781
Lahore Airport	48.258	3.375	Do.	0.519	4.597	3.200	3.000	0.200	..	6.100	7.360	18.282	6.743
Lyallpur	1.926	0.200	Do.	0.200	0.993	0.100	..	0.100	..	0.733
Multan	5.000	1.000	Do.	1.244	0.323	1.477	1.300	0.900	..
Chitral	2.402	1.025	Do.	0.200	1.000	0.200	..	0.200	..	0.377
Gilgit	1.500	0.200	Do.	0.408	0.800	0.200	..	0.200	..	0.500
Peshawar	2.247	0.160	Do.	0.163	0.794	1.000	0.293
Skardu	4.212	0.792	Do.	0.420	0.871	0.200	..	0.200	..	1.000	1.073	0.400	..
Hyderabad	4.000	2.800	Do.	2.800	1.200
Jiwani	Do.	0.232
Nawabshah	0.859	0.500	Do.	1.682	0.359
Mohenjodaro	1.500	0.300	Do.	0.300	0.700	0.500
Quetta	2.391	0.150	Do.	0.150	0.500	1.000	0.741
Turbat	1.129	0.300	Do.	0.300	0.300	0.375	0.154
Total (West Pakistan)	38.024	22.101	19.599	2.502

East Pakistan

Chittagong Airport	78.638	0.600	Do.	0.589	1.632	0.100	..	0.100	..	6.011	7.552	12.456	20.606
Comilla	2.266	0.100	Do.	0.100	1.100	0.100	..	0.100	..	0.800	0.266
Cox's Bazar	Do.	0.030
Dacca Airport	80.642	25.167	Do.	9.981	9.182	5.238	..	5.238	..	25.886	20.407
Ishurdi Aerodrome	2.500	0.525	Do.	2.506	1.075	0.100	..	0.100	..	0.900
Khulna	7.530	0.200	Do.	0.200	1.300	3.300	2.730
Sylhet	Do.	0.192
General	10.902	4.432	Do.	3.826	3.145	2.200	2.120	0.080
Total (East Pakistan)	17.434	7.738	2.120	5.618

Total (On-going Schemes)

55.458	29.839	21.719	8.020
--------	--------	--------	-------

(Million Rupees)

Sl. No.	Name of the Scheme	Status of the Scheme	Estimated cost	Estimated expenditure during the 2nd Plan period	Third Plan Allocation	Revised Estimates for 1964-65	Provision for 1965-66	Foreign Exchange required for 1965-66			Source of Foreign Aid	Expenditure in subsequent years			
								Total	Foreign Aid	Own resources		1966-67	1967-68	1968-69	1969-70
1	2	3	4	5	6	7	8	9	10	11	12	13	14	15	16
<i>New Schemes</i>															
West Pakistan															
Karachi.	1.000	..	Covered	..	0.479	0.521
Rawalpindi.	0.500	..	Under	..	0.100	0.400
General	31.094	..	Block	..	6.028	4.448	1.683	2.765	..	7.552	7.024	6.373	4.117
Rahim Yar Khan	1.802	..	Allocation	..	0.400	1.100	0.302
General	2.145	..	of Rs 380.0	..	0.390	0.410	0.435	0.440	0.470
Saidu Sharif	2.300	..	Million	..	0.800	0.200	..	0.200	..	0.900	0.600
Skardu	0.139	..	Do	..	0.139
General	0.530	..	Do	..	0.095	0.110	0.105	0.100	0.120
Pasni	1.501	..	Do	..	0.400	0.650	0.451
Sukkur	2.132	..	Do	..	0.600	1.332	0.200
General	0.795	..	Do	..	0.145	0.145	0.150	0.165	0.190
Total (West Pakistan)		..					9.576	4.648	1.683	2.965	..				
East Pakistan															
Chittagong.	2.760	..	Do	..	1.481	0.100	..	0.100	..	1.279
Jessore	0.450	..	Do	..	0.450
Sylhet	1.000	..	Do	..	0.600	0.075	..	0.075	..	0.400
General	21.774	..	Do	..	2.435	1.838	1.598	0.240	..	4.200	5.600	6.134	3.405
Total (East Pakistan)		..					4.966	2.013	1.598	0.415					
Total (New Schemes)		..					14.542	6.661	3.281	3.380					
Total Defence Divn. (Civil Aviation)							70.000	36.500	25.000	11.500					
Probable Savings.		..					9.300	1.250	1.250	..					
Net Total (Civil Aviation)							60.700	35.250	23.750	11.500					

INFORMATION & BROADCASTING DIVISION.

Broadcasting

On-going Schemes

Development of broadcasting : Approved

Islamabad Projects :

(i) Works	Covered Under Block Allocation of Rs 90.00 Million	3.268	4.160
(ii) Equipments		0.861	3.306
(iii) Installations		0.395	0.528
Total (Islamabad Projects)		<u>4.524</u>	<u>7.994</u>

East Pakistan Projects :

(i) Works		0.570	1.074
(ii) Equipments		1.531	0.890
(iii) Installations		0.107	0.244
Total (East Pakistan Projects)		<u>2.208</u>	<u>2.208</u>

West Pakistan Projects :

(i) Works		1.399	2.876
(ii) Equipment		0.434	0.862
(iii) Installations		0.127	0.122
Total (West Pakistan Projects)		<u>1.960</u>	<u>3.860</u>

Common Projects :

(i) Farm Broadcasting	0.252
(ii) Mobile Recording Vans		0.047	0.146
(iii) Technical Training	0.240
(iv) Technical Services		0.258	0.300
Total (Common Projects)		<u>0.305</u>	<u>0.938</u>

Total (Broadcasting)		<u>15.000</u>	<u>2.300</u>	2.300	..	2.300
-------------------------------------	----	----	----	----	----	--	---------------	--------------	-------	----	-------

Sl. No.	Name of the Scheme	Status of the Scheme	Estimated cost	Estimated expenditure during the 2nd Plan period	Third Plan Allocation	Revised Estimates for 1964-65	Provision for 1965-6	Foreign Exchange required for 1965-66			Source of Foreign Aid	Expenditure in subsequent years			
								Total	Foreign Aid	Own resources		1966-67	1967-68	1968-69	1969-70
1	2	3	4	5	6	7	8	9	10	11	12	13	14	15	16
<i>Other Projects.</i>															
Training Institute for Television.	Institute for Television.	Under Consideration	5.800	..	5.000	..	4.700	3.100	3.800	0.100	Germany	1.100
Total (Information & Broadcasting Divn.)	Broad-	19.700	5.400	3.000	2.400
<i>Less</i> Probable Savings	2.620
Net Total (Information & Broadcasting Divn.)	&	17.080	5.400	3.000	2.400
<i>Finance Division</i>															
Loan to Television Corporation	105,600	21,380	2.500	36.442	38.331	6.947	..
<i>Less</i> Probable Savings	0.150
Net Total (Finance Division)	2.350

KASHMIR AFFAIRS DIVISION :**Azad Kashmir :****New Schemes :**

1.	Improvement of Kohala-Muzaffarabad Chokothi Road.	P.C. I submitted	5.600	..	1.768	..	0.150	0.100	..	0.100	..	0.450	0.400	0.468	0.300
2.	Re-alignment and Metalling of Brarkot Muzaffarabad Road.	P.C. II submitted	2.800	..	2.800	..	0.210	0.070	..	0.070	..	0.500	0.622	1.468	..
3.	Extension of Neelam Valley Road (1) From Kundalshahi to Sharda fair-weather 3-ton road (40 miles) (2) From Sharda to Kail fair-weather jeepable road (16 miles).	P.C. I submitted	8.000	..	3.700	..	0.200	0.070	..	0.070	..	0.900	0.900	0.900	0.800

4.	Metalling and improvement of Azad Pattan Swamong Rawalakot Road.	Do.	4.000	..	4.000	..	0.200	0.065	..	0.065	..	0.580	0.600	1.920	0.700
5.	Improvement and metalling of Khaigalla Banjosa Road.	Do.	0.600	..	0.600	..	0.050	0.008	..	0.008	..	0.250	0.200	0.100	..
6.	Improvement and metalling of Khaigalla Rawalakot Arja-Dhirkot Road (Revised Scheme of Mongbajri-Khaigalla Road metalling).	Do.	2.496	...	1.525	..	0.075	0.010	..	0.010	..	0.375	0.400	0.375	0.300
7.	Re-alignment of Kotli-Nakyal Road.	Do.	3.000	..	1.800	..	0.100	0.050	..	0.050	..	0.600	0.700	0.400	..
8.	Improvement and metalling of Mirpur Kotli Road.	Do.	5.600	..	5.600	..	0.300	0.215	..	0.215	..	1.200	1.400	1.460	1.240
9.	Construction and metalling of Kasuma Kangar Road (Distt. Mirpur).	Do.	0.300	..	0.300	..	0.050	0.016	..	0.016	..	0.250
10.	Construction of suspension bridge over river Jhelum at Ghattar Ambore (Distt. Muzaffarabad).	Do.	0.250	0.250	..	0.050	0.022	..	0.022	..	0.200
11.	Construction of bridge over Malrani Nallah near Bagh.	Approved. (Survey only)	1.200	..	1.200	..	0.084	0.021	..	0.021	..	0.558	0.489	0.069	..
12.	Construction of suspension bridge over Poonch river at Kotli.	Approved	0.650	..	0.650	..	0.050	0.050	..	0.050	..	0.400	0.200
13.	Construction of bridge on Poonch river at Rajdhanj.	Approved (Survey only)	1.000	..	1.000	..	0.070	0.020	..	0.020	..	0.430	0.465	0.035	..
14.	Purchase of construction machinery for implementation of Third Five-Year Plan.	P.C. I submitted	3.200	..	3.200	..	1.750	0.913	..	0.913	..	1.450
15.	Construction of road from Bandi Abbaspur to Kahuta.	P.C. II submitted	4.000	..	0.580	..	0.280	0.090	..	0.090	..	0.100	0.080	0.080	0.040
16.	Construction of bridge over Poonch river at Gulpur.	P.C. I submitted	0.842	..	0.842	..	0.150	0.030	..	0.030	..	0.392	0.200	0.100	..
17.	Construction of bridge over Jhelum River at Karote.	Do.	1.165	..	1.165	..	0.131	0.050	..	0.050	..	0.634	0.300	0.100	..
Total (Azad Kashmir)							..	3.900	1.800	..	1.800				

Sl. No.	Name of the Scheme	Status of the Scheme	Estimated cost	Estimated expenditure during the 2nd Plan period	Third Plan Allocation	Revised Estimates for 1964-65	Provision for 1965-66	Foreign Exchange required for 1965-66			Source of Foreign Aid	Expenditure in subsequent years			
								Total	Foreign Aid	Own resources		1966-67	1967-68	1968-69	1969-70
1	2	3	4	5	6	7	8	9	10	11	12	13	14	15	16

II. NORTHERN AREAS :

(a) Gilgit Agency :

New Schemes :

1.	Construction of Phassu to Qalamdarchi jeep road.	P.C. I submitted	1.720	..	1.720	..	0.150	0.010	..	0.010	..	0.450	0.700	0.420	..
2.	Construction of Qalamdarchi to Kilk-top pony track.	Do.	0.170	..	0.170	..	0.050	0.120
3.	Construction of Phassur-Shamshal Kuz Pony track.	Do.	1.605	..	1.303	..	0.060	0.010	..	0.010	..	0.240	0.525	0.253	0.225
4.	Re-alignment of Nomal-Naltar Road from mile 8 to Naltar (3 miles).	Do.	0.115	..	0.115	..	0.015	0.100
5.	Improvement of Chilas-Babusar Road.	Do.	0.470	..	0.470	..	0.040	0.010	..	0.010	..	0.230	0.100	0.100	..
6.	Construction of Jeep road from Harban to Tangir.	Do.	0.460	..	0.460	..	0.025	0.203	0.232
7.	Improvement and re-alignment of Astoro Road between Ramghat Bridge and Mushkin including suspension bridge on Bunji Rattu Road.	Do.	1.050	..	1.050	..	0.100	0.010	..	0.010	..	0.250	0.300	0.300	0.100
8.	Conversion of Pony Track into jeepable road from Rattu to Chilam linking Burzil Kamri and Minimurgh.	Do.	1.100	..	1.100	..	0.045	0.250	0.350	0.300	0.155
9.	Strengthening and widening of Gakuch Bridge.	Do.	0.120	..	0.120	..	0.025	0.005	..	0.005	..	0.095
10.	Road making machinery and equipment at Gilgit.	Do.	1.940	..	1.940	..	0.800	0.384	..	0.384	..	1.140
11.	Re-construction of suspension bridge at Bargo on Gilgit river.	Do.	0.205	..	0.205	..	0.090	0.005	..	0.005	..	0.115
Total (Gilgit Agency) ..							1.400	0.434	..	0.434					

(b) Baltistan Agency :

New Schemes :

1.	Construction of Gilgit Skardu Road (Revised Scheme).	Do.	5.144	2.500	2.644	0.332	0.500	0.060	..	0.060	..	1.644	0.500
----	--	-----	-------	-------	-------	-------	-------	-------	----	-------	----	-------	-------	----	----

2.	Construction of Jeepable road from Khaplu to Chhalunnah.	Do.	1.100	..	1.100	..	0.100	0.020	..	0.020	..	0.100	0.200	0.200	0.500
3.	Metalling of road from Airfield to Skardu Town.	Do.	1.450	..	1.450	..	0.050	0.175	0.400	0.300	0.525
4.	Improvement of existing 168 mile long jeep road.	Do.	0.502	..	0.502	..	0.050	0.020	..	0.020	..	0.150	0.102	0.200	..
5.	Construction of a Pony Track from Brisal to Karkit.	Do.	0.150	..	0.150	..	0.050	0.015	..	0.015	..	0.100
6.	Construction of Pony Track from Bilargo to Hundurmo-Brog.	Do.	0.150	..	0.150	..	0.050	0.010	..	0.010	..	0.100
7.	Construction of Jeep Road from Kwardu to Arandu.	Do.	0.600	..	0.600	..	0.050	0.020	..	0.020	..	0.139	0.111	0.300	..
8.	Improvement of Rest Houses at Khaplu, Shigar, Parkuta, Satpara, Kiris and Skardu.	Do.	0.100	..	0.100	..	0.050	0.050
9.	Construction of Jeepable suspension bridge at Gangani, Bilargo (Kharmong Valley).	Do.	0.309	..	0.309	..	0.050	0.015	..	0.015	..	0.084	0.075	0.100	..
10.	Construction of jeepable suspension bridge at Kharfaq-Bulghari.	Do.	0.309	..	0.309	..	0.050	0.005	..	0.005	..	0.059	0.100	0.100	..
11.	Construction of jeepable suspension bridge at Dasso (Shigar Valley).	Do.	0.266	..	0.266	..	0.030	0.005	..	0.005	..	0.100	0.136
12.	Road making machinery and equipment at Skardu.	Do.	1.270	..	1.270	..	0.670	0.296	..	0.296	..	0.600
Total (Baltistan Agency) ..							1.700	0.466	..	0.466					
Total Northern Areas (Gilgit and Baltistan Agencies)							3.100	0.900	..	0.900					
Total Azad Kashmir and Northern Areas.							7.000	2.700	..	2.700					
Less—Probable Savings ..							1.750					
Net Total (Kashmir Affairs Division).							5.250	2.700	..	2.700					
States and Frontier Regions Division:															
1.	Reconstruction of damaged portion of Sritol Bridge in Mile 25 of Fort Sandeman-Gulkatch Road.	Approved	10.000	0.112	0.090	3.000	3.000	3.000	0.910
Less Probable Savings ..							0.005					
Net Total (States and Frontier Regions Division)							0.085					
Total (Transport and Communications)							296.894	115.287	96.117	19.170					
Less Probable Savings ..							37.559	4.654	4.654	..					
Net Total (Transport and Communications)							259.335	110.633	91.463	19.170					

PHYSICAL PLANNING AND HOUSING

(Million Rupees)

Sl. No.	Name of the Scheme	Status of the Scheme	Estimated cost	Estimated expenditure during the 2nd Plan period	Third Plan Allocation	Revised Estimates for 1964-65	Provision for 1965-66	Foreign Exchange required for 1965-66			Source of Foreign Aid	Expenditure in subsequent years			
								Total	Foreign Aid	Own resources		1966-67	1967-68	1968-69	1969-70
1	2	3	4	5	6	7	8	9	10	11	12	13	14	15	16
REHABILITATION AND WORKS DIVISION :															
I.	Federal Capital at Islamabad,	Partially Approved,	900.000	320.000	420.000	91.000	100.000	33.400	..	33.400	..	100.000	80.000	70.000	70.000
II.	Second Capital at Dacca ..	Do.	180.000	44.500	120.000	20.000	30.000	10.000	..	10.000	..	30.000	30.000	20.000	10.000
III. Government Servants Housing :															
(1)	Construction of Additional accommodation in Qasre-Naz, Karachi.	Un-approved,	Covered under Block Provision of Rs. 60.000 Million	..	0.438
(2)	Payment of Compensation to the land-lords for the acquisition of their plots, Karachi.	Approved,	Do.	0.200	0.200
(3)	Construction of 8 Additional suites etc. and furniture, furnishings, in Lynwood, Karachi.	Do.	Do.	..	0.200
(4)	Construction of Kosidental Accommodation for Central Government servants at Dacca.	Un approved,	Do.	..	2.000
(5)	Construction of Hostel for Central Government Officers at Dacca.	Approved,	Do.	..	0.500

(6) Construction of permanent quarters for alternative accommodation for Central Government Servants residing at Dhakeshwari Colony at Dacca.	Do.	4.100	..	Do.	..	1.000	1.500	1.600
(7) Construction of annexe in the Central Government Circuit House (including furnishing), Dacca.	Do.	Do.	0.350	0.127
(8) Renovation of 3 Government owned Bungalows at Murree.	Do.	0.200	..	Do.	..	0.200
(9) Construction of Office & Residential Accommodation for PPWD Staff, Quetta.	Do.	1.612	0.500	Do.	0.500	0.300	0.812
(10) Acquisition of Chamba House, Lahore and construction of additional Wing therein.	Do.	Do.	0.239	0.225	:
(11) Construction of residential accommodation for the Central Government Servants at Lahore, Quetta and Peshawar.	Un-approved	Do.	1.000
(12) Providing hard-board ceiling in one room of each quarter in Palmer Lines, Westridge & Chaklala, Rawalpindi.	Do.	Do.	0.108	0.150
(13) Construction of residential accommodation for Central Government Servants at Chittagong & Dacca.	Do.	Do.	..	1.000
(14) Re-imbusement of renovation charges in respect of 8 Mymensingh Road, Dacca.	Approved.	Do.	..	0.038
(15) Construction of retaining walls, Drains, Approach Roads and Foot Path in Staff quarters at Chittagong.	Do.	Do.	..	0.044
(16) Additions & Alterations in Requisitioned Building at Rawalpindi.	Unapproved.	Do.	0.021	0.025

(Million Rupees)

Sl. No.	Name of the Scheme	Status of the Scheme	Estimated cost	Estimated expenditure during the 2nd Plan period	Third Plan Allocation	Revised Estimates for 1964-65	Provision for 1965-66	Foreign Exchange required for 1965-66			Source of Foreign Aid	Expenditure in subsequent years			
								Total	Foreign Aid	Own resources		1966-67	1967-68	1968-69	1969-70
1	2	3	4	5	6	7	8	9	10	11	12	13	14	15	16
(17)	Providing of Hot Water Boiler in A & B Class House at Rawalpindi.	Un-approved	Covered under Block Provision of Rs. 64.0 Million	0.021	0.021
(18)	Providing of Ceiling Fans in Requisitioned Building at Rawalpindi.	Do.	Do.	0.021	0.021
(19)	Special repairs to floors & wood work in Central Government Servant Quarters at Westridge, Rawalpindi.	Approved	Do.	..	0.039
FINANCE (C.B.R.)															
(20)	Dismantling & reconstruction of Peons Quarters at Keamari, Karachi.	Un-approved	0.159	..	Do.	..	0.159
(21)	Construction of residential accommodation for Custom and Central Excise staff at Khulna.	P.C.I Submitted	2.350	1.030	Do.	..	1.093
Industries Division :															
(22)	Construction of quarters for the staff of Central Testing Laboratories, Dacca.	Do.	Do.	0.256	0.220
Total (Govt. Servants' Housing)			9.735	9.000
IV. Government Offices & Buildings															
(1)	Construction of New Parliament House at Karachi,	Approved	Do.	0.018
(2)	Construction of Permanent Store Godown for P.P.W.D. at Khulna.	Do.	Do.	0.300	0.078

(3) Construction of Office Buildings at Dacca, Chittagong & Khulna.	Un-approved	Do.	..	1.000
(4) Construction of approach road from 1st Circular Road to Office Building (1st & 2nd Phase), Dacca.	Do.	Do.	..	0.421
(5) Construction of Office Building at Chittagong.	Approved	Do.	..	0.300
(6) Construction of (i) Central Sectt. Building in Lahore & (ii) Office accommodation for the Central Govt. Office at Quetta and Peshawar.	Un-approved	Do.	..	1.289
(7) Covering of Nallah and construction of Studio adjoining the School of Architecture, Karachi.	Approved			Do.	..	0.063

Finance (Audit) :

(8) Construction of Office accommodation for Pakistan Audit Office, Lahore.	Do.	6.484	1.000	Covered under Block Provision of Rs. 64.0 Million	1.000	1.000	2.100	2.384
---	-----	-------	-------	---	-------	-------	----	----	----	----	-------	-------	----	----

Home Affairs Division :

(9) Replacement of electric lines in Civil Defence Academy, Dacca.	Do.	..	0.083
--	----	----	----	-----	----	-------	----	----	----	----	----	----	----	----

Establishment Division :

(10) Construction of additional accommodation for Civil Service Academy, Lahore.	Approved	Do.	0.900	1.060
(11) Replacement of internal wiring of electrical installation at Civil Service Academy, Lahore.	Do.	..	0.026
(12) Replacement of unserviceable sanitary fittings and Water Pipe line at Civil Service Academy, Lahore.	Do.	Do.	..	0.025

(Million Rupees)

Sl. No.	Name of the Scheme	Status of the Scheme	Estimated cost	Estimated expenditure during the 2nd Plan period	Third Plan Allocation	Revised Estimates for 1964-65	Provision for 1965-66	Foreign Exchange required for 1965-66			Source of Foreign Aid	Expenditure in subsequent years			
								Total	Foreign Aid	Own resources		1966-67	1967-68	1968-69	1969-70
1	2	3	4	5	6	7	8	9	10	11	12	13	14	15	16
(13)	Carpetting the roads at Civil Service Academy at Lahore.	Approved	Covered Under Block Provision of Rs. 64.0 Million	..	0.049
Industries Division :															
(14)	Construction of 1st Storey over the Central Testing Laboratories building at Lahore.	Do.	Do.	..	0.156
Finance (C. B. R.) :															
(15)	Construction of Combined Office Building for the Income Tax Department at Karachi.	Do.	Do.	3.300	2.364
(16)	Construction of Customs House, Karachi.	Un-approved	Do.	..	0.100
(17)	Construction of Office accommodation for Central Excise & Land Customs staff at Khulna.	Approved	Do.	..	1.130
(18)	Construction of (i) Boundary wall around the Customs Colony (ii) Godown to store seized goods, and (iii) Baggage Counter with office & Search room at Railway Station at Darsana.	Un-approved	Do.	..	0.113
(19)	Construction of building for Central Excise & Land Customs Training School at Chittagong.	Approved	Do.	1.500	2.000

(20) Construction of building for Central Excise & Land Customs Training School at Lahore.	Do.	Do.	0.471	0.350
(21) Construction of Income Tax Office building at Lahore.	Do.	Do.	..	0.708
(22) Construction of Office & Residential accommodation for Income Tax Deptt. at Rawalpindi.	Do.	Do.	..	0.200
(23) Payment of compensation of acquisition of evacuee land at Wagha, Khem Karan for land Customs Check Post.	Not known	Do.	..	0.037
Total—(Govt. Buildings & Offices).					8.450	12.552
Total—(Govt. Servant's Housing & Offices Buildings).					18.185	21.552
(V) Jammu and Kashmir refugees Resettlement schemes :														
(i) Refugee Colony at Dhin-granwali (Distt. Gujranwala).	Approved.	3.190	1.642	1.548	..	0.600	0.948
(ii) Refugee Colony at Ugoke (Distt. Sialkot).	Do.	5.100	2.021	3.079	2.000	0.700	2.079	0.300
(iii) Refugee Colony at Rathian (Distt. Jhelum.)	Do.	2.000	0.100	1.900	..	0.200	0.900	0.800
VI. Haji Camp at Karachi	Do.	Do.	1.130	2.000
Total—(Rehabilitation & Works Divn.).					132.315	155.052	43.400	..	43.400
Probable Savings					..	9.612
Net Total (Rehabilitation & Works Division).					132.315	145.440	43.400	..	43.400
Finance Division :														
House Building Advances to Government Servants.	N.A.	30.300	35.000	7.000	7.000	7.000	7.000	7.000	7.000	7.000
Less—Probable Savings	0.430
Net Total (Finance Division)					6.570

Sl. No.	Name of the Scheme	Status of the Scheme	Estimated cost	Estimated expenditure during the 2nd Plan period	Third Plan Allocation	Revised Estimates for 1964-65	Provision for 1965-66	Foreign Exchange required for 1965-66			Source of Foreign Aid	Expenditure in subsequent years			
								Total	Foreign Aid	Own resources		1966-67	1967-68	1968-69	1969-70
1	2	3	4	5	6	7	8	9	10	11	12	13	14	15	16
Economic Affairs Division :															
	Survey of Building and Housing Conditions in Urban areas of Pakistan (C.S.O.).	Approved	1.800	..	1.800	..	0.400	0.500	0.450	0.450	..
	Less—Probable Savings ..						0.050					
	Net Total (Eco. Affairs Division)						0.350					
Kashmir Affairs Division:															
Azad Kashmir:															
<i>On-going Schemes :</i>															
1.	Council Hall, Muzaffarabad ..	Approved	0.137	0.087	0.050	0.087	0.050
2.	Municipal Market, Muzaffarabad	Do.	0.250	0.100	0.150	0.100	0.150
	Total (On-going Schemes)					..	0.200					
<i>New Schemes:</i>															
1.	Satellite Town at Gojra ..	Approved (Survey only)	0.800	..	0.800	..	0.060	0.020	..	0.020	..	0.246	0.248
2.	Construction of Rest Houses in Azad Kashmir.	Approved	0.250	..	0.250	..	0.125	0.030	..	0.030	..	0.125
3.	Extension and completion of Stadium at Muzaffarabad.	Do.	0.500*	..	0.500	..	0.202	0.013	..	0.013	..	0.298
4.	Construction of Government servant Colonies in Azad Kashmir.	Do.	4,650	..	4,450	..	0.200	0.040	..	0.040	..	1.050	1.200	1.050	0.950
5.	Augmentation of Muzaffarabad Water Supply Scheme.	Do.	0.120	..	0.120	..	0.120	0.007	..	0.007
6.	Organization of basic development service in Azad Kashmir.	Do.	0.215	..	0.215	..	0.060	0.010	..	0.010	..	0.036	0.038	0.040	0.041

7. Water Supply to Bhimber Town	Approved (Survey only)	0.300	..	0.300	..	0.023	0.008	..	0.008	..	0.139	0.138
8. Water Supply to Bagh Town	Do.	0.125	..	0.125	..	0.010	0.003	..	0.003	..	0.115
Total (New Schemes)					..	0.800	0.131	..	0.131					
Total (Azad Kashmir)					..	1.000	0.131	..	0.131					

Northern Areas :

A. Gilgit Agency:

New Schemes:

1. Construction of one 'C' type PC. I Submitted quarter.		0.050	..	0.050	..	0.015	0.035
2. Construction of 10 'D' type quarters in Gilgit.	Do.	0.350	..	0.350	..	0.015	0.105	0.070	0.070	0.090
3. Construction of 'E' type quarters in Gilgit.	Do.	0.475	..	0.475	..	0.015	0.150	0.100	0.100	0.110
4. Construction of 22 'F' type quarters in Gilgit Agency.	Do.	0.330	..	0.330	..	0.015	0.080	0.085	0.075	0.075
5. Construction of 21 'G' type quarters in Gilgit.	Do.	0.252(a)	..	0.248	..	0.015	0.053	0.060	0.060	0.060
6. Construction of 11 'H' type quarters in Gilgit.	Do.	0.088	..	0.088	..	0.015	0.024	0.016	0.016	0.017
7. Improvement of drainage in Gilgit Town.	Do.	0.200	..	0.200	..	0.015	0.070	0.060	0.055	..
8. Providing water borne sanitation in Gilgit Town.	Do.	0.100	..	0.100	..	0.015	0.010	..	0.010	..	0.033	0.034	0.018	..
9. Construction of 20 room hospital for bachelor Government Servant.	Do.	0.100	..	0.100	..	0.015	0.050	0.035
10. Construction of Office accommodation for Dy. Director and Asstt. Director, Animal Husbandry at Gilgit.	Do.	0.025	..	0.025	..	0.015	0.010
11. Construction of Office Building for D.F.O. and Forest staff, Chilas.	Do.	0.020	..	0.020	..	0.020
12. Construction of residential accommodation for N. S. Gilgit.	Do.	0.100	..	0.100	..	0.015	0.015	..	0.030	0.040

* This includes Rs. 0.25 Million on account of preparation of a Master Plan.

(a) Rs. 0.004 million projected to 4th Plan.

(Million Rupees)

Sl. No.	Name of the Scheme	Status of the Scheme	Estimated cost	Estimated expenditure during the 2nd Plan period	Third Plan Allocation	Revised Estimates for 1964-65	Provision for 1965-66	Foreign Exchange required for 1965-66			Source of Foreign Aid	Expenditure in subsequent years			
								Total	Foreign Aid	Own resources		1966-67	1967-68	1968-69	1969-70
1	2	3	4	5	6		8	9	10	11	12	13	14	15	16
13.	Construction of non-residential accommodation for N. S. Gilgit.	PCI Submitted	0.150	..	0.150	..	0.015	0.035	0.035	0.035	0.030
14.	D.F.O's, bungalow at Chilas	Do.	0.030	..	0.030	..	0.015	0.015
15.	Provision of basic development service facilities.	Do.	0.300	..	0.300	..	0.015	0.010	..	0.010	..	0.070	0.070	0.070	0.075
16.	Water supply to Gilgit town from Kargah Nullah.	Do.	0.500	..	0.500	..	0.070	0.050	..	0.050	..	0.250	0.180
Total (Gilgit Agency)							..	0.300	0.070	..	0.070				
B. Baltistan Agency:															
<i>New Schemes:</i>															
1.	Construction of new houses for Political Agent, Skardu.	Do.	0.250	..	0.250	..	0.050	0.020	..	0.020	..	0.125	0.075
2.	Construction of residential accommodation for Government servants at Skardu, Khaplu, Shigar, Parkuta and Rondu.	Do.	1.580	..	1.580	..	0.100	0.400	0.360	0.360	0.360
3.	Construction of accommodation for Karakorum Scouts, Skardu.	Do.	0.250	..	0.250	..	0.025	0.150	0.075
4.	Construction of Treasury Office and Treasury Officer's Court, Skardu.	Do.	0.050	..	0.050	..	0.025	0.025
5.	Construction of XEN'S residence at Skardu.	Do.	0.050	..	0.050	..	0.025	0.025
6.	Construction of Tehsil Building at Skardu.	Do.	0.050	..	0.050	..	0.025	0.025

7.	Construction of Agency Office and Garages at Skardu.	Do.	0.070	..	0.070	..	0.025	0.045
8.	Providing drainage for Skardu Town.	Do.	0.200	..	0.200	..	0.025	0.100	0.075

		Total (Baltistan Agency)	..	0.300	0.020	..	0.020						
		Total (Northern Areas)	..	0.600	0.090	..	0.090						
		Gross Total (Azad Kashmir and Northern Areas)	..	1.600	0.221	..	0.221						
		Less—Probable Savings	..	0.400						
		Net Total (Kashmir Affairs Division)	..	1.200	0.221	..	0.221						

States and Frontier Regions Division :

On-going Schemes :

1.	Bajaur Scouts Fort at Inayat Qilla.	Approved	N.A.	..	Covered under Block provision of Rs. 2.0 Million.	0.200	0.264	0.042	..	0.042				
2.	Extension of Murgha Faqir Zai Post of Zhob Militia.	Do.	Do.	0.050	0.040				
3.	Construction of permanent Camp, posts and Militia Picquet for Bajaur Scouts :													
(a)	Construction of Fort and Water point picquet at Khaur.	Do.	Do.	0.100	0.221				
(b)	Tor Ghundi Post	Do.	Do.	0.100	0.150				
(c)	Double Storey post at Alizai.	Do.	Do.	0.050	0.150				
(d)	Construction of 6 picquets.	Do.	Do.	0.050	0.120				

Gross Total (States and Frontier Regions Division).		0.945	0.042	..	0.042								
Less—Probable Savings		0.060								
Net Total (States and Frontier Regions Division).		0.885	0.042	..	0.042								
Gross Total (Physical Planning and Housing).		164.997	43.663	..	43.663								
Less—Probable Savings		10.552								
Net Total (Physical Planning and Housing).		154.445	43.663	..	43.663								

EDUCATION AND TRAINING

(Million Rupees)

Sl. No.	Name of the Scheme	Status of the Scheme	Estimated cost	Estimated expenditure during the 2nd Plan Period	Third Plan Allocation	Revised Estimates for 1964-65	Provision for 1965-66	Foreign Exchange required for 1965-66			Source of Foreign Aid	Expenditure in subsequent years			
								Total	Foreign Aid	Own resources		1966-67	1967-68	1968-69	1969-70
1	2	3	4	5	6	7	8	9	10	11	12	13	14	15	16
I. Education Division:															
Universities:															
1.	Post-graduate University, Islamabad.	Un-Approved	33.000	3.000	30.000	3.000	4.000	0.650	..	0.650	..	6.500	6.500	6.500	6.500
2.	Research Fellowships	.. Do.	2.000	0.390	1.610	0.330	0.200	0.300	0.300	0.400	0.410
Total—(Universities) ..							4.200	0.650	..	0.650					
Scholarships:															
1. Foreign Training:															
(i)	Central Overseas Training Scheme.	Approved by C.D.W.P.	6.218	0.700	5.518	0.708	1.000	0.900	..	0.900	..	1.239	1.086	1.048	1.145
(ii)	Merit Scholarships Scheme	Do.	3.172	0.595	2.577	0.170	0.250	0.200	..	0.200	..	0.373	0.551	0.654	0.749
(iii)	Commonwealth Education Scheme.	Do.	1.014	0.384	0.630	0.076	0.090	0.010	..	0.010	..	0.144	0.131	0.131	0.134
2.	Scholarships to Foreign Students.	Do.	5.600	0.600	5.000	0.615	0.700	0.050	..	0.050	..	1.000	1.100	1.100	1.100
Total—(Scholarships) ..							2.040	1.160	..	1.160					
Social and Cultural Activities:															
1.	Cultural Pacts Approved by C.D.W.P.	7.050	1.050	6.000	0.800	1.000	0.100	..	0.100	..	1.100	1.200	1.300	1.400
2.	Development of Art Councils	Un-Approved	10.000	..	10.000	0.800	1.000	1.400	2.000	2.400	3.200
3.	Development of Archaeology and Museum.	Do.	8.000	..	8,000	0.954	1.000	1.500	1.600	1.700	2.200

4.	Development of Urdu and Bengali Languages.	Approved by C.D.W.P.	5.000	..	5.000	1.000	1.000	1.000	1.000	1.000	1.000
5.	Art Council, Islamabad	.. Approved	1.900	0.500	1.500	0.200	0.200	0.300	0.300	0.300	0.300
6.	National Archives, Islamabad.	Do.	4.900	0.540	4.360	0.364	0.555	0.115	..	0.115	..	1.000	1.000	1.000	0.805
7.	National Museum, Islamabad.	Un-Approved	8.190	0.710	7.480	0.508	0.500	0.100	..	0.100	..	1.500	1.600	1.700	2.180
8.	National Library, Islamabad	Approved	5.560	0.220	5.340	0.225	0.500	0.100	..	0.100	..	1.500	1.500	0.840	1.000
9.	Development of Liaquat Memorial Library.	Do.	2.350	0.540	1.810	0.430	0.600	0.500	0.310	0.400	..
10.	Children's Libraries	.. Un-Approved	1.550	..	1.550	..	0.200	0.450	0.450	0.200	0.250
11.	Development of Central Secretariat Library.	Do.	1.700	..	1.700	..	0.200	0.020	..	0.020	..	0.300	0.400	0.400	0.400
12.	Central Library, Dacca	.. Do.	7.500	..	3.000	..	0.100	0.700	0.700	0.700	0.800
13.	Training and Coaching Centres.	Approved	5.060	2.600	2.460	0.500	0.500	0.050	..	0.050	..	0.760	0.700	0.500	..
14.	Museums of Science and Technology.	Do.	2.431	1.000	1.431	1.000	0.440	0.100	..	0.100	..	0.500	0.491
Total—(Social and Cultural Activities)				7.795	0.585	..	0.585					

Special Projects :

1.	Institute of modern languages	Approved	0.500	0.350	0.150	0.050	0.100
2.	Central Bureau of Education	Do.	1.439	0.370	0.400	0.240	0.565	0.092	0.082	0.010	UNESCO	0.671	0.057	0.084	0.062
3.	Pakistan Academy of Sciences	Un-approved	0.500	..	0.500	..	0.100	0.100	0.100	0.100	0.100
4.	Inter University Board	0.200

Total (Special Projects)

0.965 0.092 0.082 0.010

Gross Total (Education Division)
Less Probable Savings

15.000 2.487 0.082 2.405
3.740

Net Total (Education Division)

11.260 2.487 0.082 2.405

II. Establishment Division :

Scholarships for the children of Non-Gazetted Central Government Employees	Approved	2.000	..	2.000	0.361	0.420	0.400	0.400	0.400	0.380
--	----------	-------	----	-------	-------	-------	----	----	----	----	-------	-------	-------	-------

Less Probable Savings

0.020

Net Total (Establishment Division)

0.400

III. Economic Affairs Division:

Development of Statistical Services and re-organization of C.S.O.	Approved	12.226	0.758	5.000	0.600	1.000	0.155	..	0.155	..	1.000	1.000	1.000	1.000
---	----------	--------	-------	-------	-------	-------	-------	----	-------	----	-------	-------	-------	-------

Less Probable Savings

0.120

Net Total (Eco. Affairs Division)

0.880 0.155 .. 0.155

(Million Rupees)

Sl. No.	Name of the Scheme	Status of the Scheme	Estimated cost	Estimated expenditure during the 2nd Plan period	Third Plan Allocation	Revised Estimates for 1964-65	Provision for 1965-66	Foreign Exchange required for 1965-66			Source of Foreign Aid	Expenditure in subsequent years			
								Total	Foreign Aid	Own resources		1966-67	1967-68	1968-69	1969-70
1	2	3	4	5	6	7	8	9	10	11	12	13	14	15	16
IV. Kashmir Affairs Division :															
Azad Kashmir :															
<i>On-going Schemes :</i>															
1.	Construction of hostel and Principal's residence at Rawalkot.	Approved.	0.208	0.050	0.158	0.050	0.158	--	--
<i>New Schemes :</i>															
1.	Expansion and Improvement of Primary Schools.	P.C.I. submitted.	0.220	..	0.220	--	0.025	--	--	0.030	0.040	0.040	0.085
2.	Up-grading of 15 existing Primary Schools into Middle Schools.	Do.	0.045	..	0.045	--	0.009	--	--	0.009	0.009	0.009	0.009
3.	Diversification of courses in 6 High Schools.	Do.	0.180	..	0.180	--	0.025	--	--	0.040	0.115
4.	Diversification of courses in 20 Middle Schools.	Do.	0.160	..	0.160	--	0.025	--	--	0.032	0.032	0.032	0.039
5.	Up-grading of 12 Middle Schools to High Schools.	Do.	0.240	..	0.240	--	0.025	--	--	0.060	0.040	0.040	0.075
6.	Hostels and equipment for 6 High Schools.	Do.	0.628	..	0.628	--	0.025	--	--	0.050	0.107	0.107	0.339
7.	Provision of Library Books for 30 High Schools.	Do.	0.150	..	0.150	--	0.025	--	--	0.030	0.030	0.030	0.035
8.	Opening of 2 Degree College	Do.	0.100	..	0.100	--	0.025	--	--	0.050	0.025
9.	In-service training course ..	Do.	0.259	..	0.259	--	0.045	--	--	0.046	0.046	0.046	0.076
10.	Setting up of an educational film service.	Do.	0.055	..	0.055	--	0.055	--	--
11.	Opening of 3 Intermediate Colleges.	Revised P.C. I. being sub.	0.585	..	0.585	--	0.050	--	--	-0.075	0.155	0.200	0.120
12.	Development of 12 High School buildings.	P.C.I. sub.	0.600	..	0.600	--	0.050	--	--	0.075	0.100	0.100	0.275

13.	Improvement in teaching of Science in 30 High Schools and Degree College, Mirpur.	Do.	0.490	..	4.490	0.050	0.050	0.090	0.090	0.210
14.	Scholarships	Do.	0.386	...	0.386	0.082	0.086	0.086	0.066	0.066
15.	Promotion of sports in Lower Middle and Middle Schools and Physical Training of Teachers.	Do.	0.129	...	0.129	0.026	0.026	0.025	0.026	0.026
16.	Boy Scouts and Girl Guide movement.	Revised P.C.I submitted.	0.250	...	0.250	0.025	0.050	0.050	0.125	..
17.	Staff hostels with two Colleges.	P.C.I. sub.	0.300	...	0.300	0.025	0.050	0.050	0.050	0.125
18.	Darul Alums	Do.	0.095	...	0.095	0.060	0.035
19.	Opening of 3 Vocational Schools in A. K.	P.C. II. sub.	0.450	...	0.450	0.040	0.156	0.100	0.139	0.015
20.	Development of T. T. I. Afzalpur.	P.C.I. sub.	0.100	...	0.100	0.050	0.050
Total (New Schemes) ..						0.742				
Total : (Education A. K.) ..						0.900				

Gilgit Agency :

1.	Strengthening of Inspectorate of Schools and construction of Office Building for A. D. Education, Gilgit .	Do.	0.043	...	0.043	0.043
2.	Opening of an Inter College at Gilgit. with 40 seated College Hostel.	Do.	0.370	...	0.370	0.100	0.100	0.100	0.070	..
3.	Up-grading of 3 Middle Schools into High Schools with Boarding Houses.	Do.	0.645	...	0.645	0.100	0.100	0.150	0.150	0.145
4.	Opening of 25 Primary Schools in Gilgit Agency.	Revised P.C.I. sub.	0.339	...	0.339	0.050	0.050	0.075	0.100	0.064
5.	Diversification of courses in- production of industrial arts in 3 existing M/Schools.	P.C.I. sub.	0.127	..	0.127	0.022	0.042	0.043	0.020	..
6.	Introduction of Technical Education in the Two existing High Schools.	Do.	0.100	...	0.100	0.025	0.050	0.025
7.	Teachers Education (Nurseries)	PC.I sub.	0.050	..	0.050	0.010	0.020	0.020
Total (Gilgit Agency) ..						0.350				

Sl. No.	Name of the Scheme	Status of the Scheme	Estimated cost	Estimated expenditure during the 2nd Plan period	Third Plan Allocation	Revised Estimates for 1964-65	Provision for 1965-66	Foreign Exchange required for 1965-66			Source of Foreign Aid	Expenditure in subsequent years			
								Total	Foreign Aid	Own resources		1966-67	1967-68	1968-69	1969-70
1	2	3	4	5	6	7	8	9	10	11	12	13	14	15	16
Baltistan:															
1.	Opening of 35 Primary Schools in Baltistan.	P.C. I Sub.	0.479	..	0.479	..	0.051	0.050	0.091	0.096	0.191
2.	Up-grading of 7 Primary Schools to Middle Schools.	Do.	0.531	..	0.531	..	0.050	0.050	0.134	0.162	0.135
3.	Up-grading of 3 Middle Schools to High Standard.	Do.	0.200	..	0.200	..	0.040	0.040	0.060	0.060	..
4.	Introduction of industrial arts diversification of Courses in 5 Middle Schools.	Do.	0.127	..	0.127	..	0.030	0.025	0.025	0.047	..
5.	Up-grading of High School, Skardu to Intermediate College.	Do.	0.025	..	0.025	..	0.025
6.	Strengthening of Directorate of Education and construction of Office Building and purchase of Jeep for Touring and Inspection.	Do.	0.044	..	0.044	..	0.044
7.	Teachers Education (Nurseries)	Do.	0.050	..	0.050	..	0.010	0.010	0.010	0.010	0.010
Total Education (Baltistan)							0.250					
Total Education (Northern Areas)							0.600					
Total (Azad Kashmir and Northern Areas)							1.500					
Less Probable Savings							0.370					
Net Total (Kashmir Affairs Division)							1.130					
Grand Total (Education and Training)							17.920	2.642	0.082	2.560					
Less Probable Savings							4.250					
Net Total (Education and Training)							13.670	2.642	0.082	2.560					

HEALTH

(Million Rupees)

Sl. No.	Name of the Scheme	Status of the Scheme	Estimated cost	Estimated expenditure during the 2nd Plan period	Third Plan Allocation	Revised Estimates for 1964-65	Provision for 1965-66	Foreign Exchange required for 1965-66			Source of Foreign Aid	Expenditure in subsequent years			
								Total	Foreign Aid	Own resources		1966-67	1967-68	1968-69	1969-70
1	2	3	4	5	6	7	8	9	10	11	12	13	14	15	16
Health Division :															
<i>On-going Schemes :</i>															
1.	Malaria Eradication ..	Approved	3.574	0.992	2.582	0.371	0.743	0.050	0.050	..	U.S. A.I.D.	0.403	0.474	4.481	0.481
2.	Family Planning	C.D.W.P.	14.909	4.080	10.829	1.109	2.143	0.006	..	0.006	..	2.032	2.180	2.187	2.287
3.	Higher Training abroad ..	Approved	2.450	0.431	2.019	0.125	0.100	0.064	..	0.064	..	0.493	0.507	0.503	0.416
4.	National Health Laboratories, Islamabad.	Do.	20.500	17.700	4.740	7.969	4.608	1.000	0.480	0.520	W.H.O.	0.132
5.	200-bedded Central Government Hospital at Second Capital, Dacca.	Do.	14.800	14.631	10.169	3.503	1.794	0.400	..	0.400	..	3.309	3.463	1.603	..
6.	500-bedded Hospital at Islamabad.	Do.	16.500	1.553	14.940	1.559	1.587	1.232	..	1.232	..	4.831	5.000	5.000	5.000
7.	B.C.G. Assessment Team ..	Do.	1.068	0.068	1.000	0.041	0.059	0.223	0.230	0.240	0.248
8.	School & Department of Paediatrics, J.C.H., Karachi.	Do.	2.700	0.791	1.909	0.452	1.000	0.400	..	0.400	..	0.909
9.	Further Improvement of J.C.H., Karachi.	Do.	1.300	0.264	1.036	0.300	1.036
10.	200-bedded Hospital, Dacca for Institute of Tropical Medicine.	Unapproved	22.885	0.500	12.237	0.056	0.826	0.098	..	0.098	..	2.911	3.000	3.000	2.500
11.	Nutrition Survey and Research	Approved	3.574	1.604	1.970	0.558	0.352	0.356	0.402	0.418	0.442
12.	T.B. Control Pilot Area Project, Dacca.	Do.	1.100	0.300	0.800	0.800	0.800	0.220	0.220	..	UNICEF
13.	Improvement of Jinnah Central Hospital, Karachi.	Do.	1.351	0.200	0.092	..	0.092
14.	Building for UNICEF Stores and Relief supplies at Jinnah Central Hospital, Karachi.	Do.	0.285	0.238
Total (On-going) ..							15.486	3.562	0.750	2.812					

Sl. No.	Name of the Scheme	Status of the Scheme	Estimated cost	Estimated expenditure during the 2nd Plan period	Third Plan Allocation	Revised Estimates for 1964-65	Provision for 1965-66	Foreign Exchange required for 1965-66			Source of Foreign Aid	Expenditure in subsequent years			
								Total	Foreign Aid	Own resources		1966-67	1967-68	1968-69	1969-70
1	2	3	4	5	6	7	8	9	10	11	12	13	14	15	16
<i>New Schemes :</i>															
1.	Reroofing of maternity ward, Jinnah Central Hospital, Karachi.	Unapproved.				..	0.303
2.	Improvement of Central Government Hospital, Rawalpindi.														
	(i) Construction of underground tank.	Do.				..	0.034
	(ii) Providing and Fixing of Stand by Generator set.	Do.	0.096	0.065	..	0.065
3.	Two Health Sub-Centres at Islamabad.	Do.	0.600	..	0.600	..	0.520	0.044	..	0.044		0.080
4.	50-bedded Central Government Hospital, Lahore.	Do.	2.666	..	2.666	..	0.234	0.775	0.800	0.557	0.300
5.	Building for College of Physicians and Surgeon, Karachi.	Do.	1.000	..	1.000	..	0.243	0.517	0.240
6.	Building for College of Physicians and Surgeon, Dacca.	Do.	1.000	..	1.000	..	0.243	0.517	0.240
7.	50-bedded Hospital for Central Government Servants at Chittagong.	Do.	2.675	..	2.675	..	0.229	1.005	1.441
8.	Improvement of Jinnah Post-Graduate Medical Centre, Karachi.	C.D.W.P.	3.982	..	3.982	..	1.150	0.181	..	0.181	..	0.339	1.036	0.395	1.062
9.	Regional Central Drugs, Laboratory, Chittagong.	Unapproved.	1.506	..	1.506	..	0.200	0.696	0.610
	Total (New)	3.252	0.290	..	0.290					
	Gross Total (Health Division)	18.738	3.852	0.750	3.102					
	Less Probable Savings	3.038					
	Net Total (Health Division)	15.700	3.852	0.750	3.102					

Kashmir Affairs Division:

Azad Kashmir:

On-going Schemes:

1. Construction of Health Centre Approved at Bhimber.		0.500	0.472	0.028	0.230	0.028
2. Completion of CMH Muzaffarabad.	Do.	0.613	0.513	0.100	0.513	0.100
3. Female Wing of CMH Muzaffarabad.	Do.	0.221	0.193	0.028	0.121	0.028

Total (On-going Schemes)

.. 0.156

New Schemes:

1. Extension of Rawalakot Hos- P.C.I. Sub. pital.		0.664	..	0.664	..	0.150	0.040	..	0.040	..	0.200	0.164	0.150	..
2. Construction of 38 Dispensary buildings and staff quarters.	Do.	2.660(a)	..	2.260	..	0.132	0.080	..	0.080	..	0.232	0.532	0.708	0.656
3. Purchase of 3 Ambulance cars	Do.	0.150	..	0.150	..	0.150	0.075	..	0.075
4. Lunatic Ward at Muzaffarabad	Do.	0.055	..	0.055	..	0.055	0.007	..	0.007
5. Extension of Chikar Dispensary.	Do.	0.145	..	0.145	..	0.050	0.008	..	0.008	..	0.095
6. Additionf and Alteration to Civil Hospital Bagh.	Do.	0.143	..	0.143	..	0.050	0.015	..	0.015	..	0.030	0.063
7. Additions and Alteration to Civil Dispensary Dhirkot.	Do.	0.145	..	0.145	..	0.050	0.006	..	0.006	..	0.095
8. Construction of Maternity and Child Welfare Centre at Khirkot.	Do.	0.100	..	0.100	..	0.050	0.006	..	0.006	..	0.050
9. Malaria Eradication Programme in Azad Kashmir.	Do.	1.000	..	1.000	..	0.100	0.100	..	0.100	..	0.200	0.200	0.200	0.300
10. Revised Scheme for TB Sanitorium Hill.	Do.	0.700	..	0.700	..	0.150	0.010	..	0.010	..	0.250	0.300
11. Construction of staff quarters with existing Hospitals and Dispensaries.	Do.	0.392	..	0.392	..	0.092	0.020	..	0.020	..	0.150	0.150
12. Lepers Asylum	Do.	0.365	..	0.365	..	0.095	0.010	..	0.010	..	0.075	0.069	0.068	0.058
13. Provision of staff quarters at Trarkhel.	Do.	0.056	..	0.056	..	0.046	0.012	..	0.012	..	0.010

(Million Rupees)

Sl. No.	Name of the Scheme	Status of the Scheme	Estimated cost	Estimated expenditure during the 2nd Plan period	Third Plan Allocation	Revised Estimates for 1964-65	Provision for 1965-66	Foreign Exchange required for 1965-66			Source of Foreign Aid	Expenditure in subsequent years			
								Total	Foreign Aid	Own resources		1966-67	1967-68	1968-69-1969-70	
1	2	3	4	5	6	7	8	9	10	11	12	13	14	15	16
14.	Central Medical Stores at Rawalpindi.	P.C.I. Sub.	0.384	..	0.384	..	0.246	0.138
15.	Equipment for 17 new 'C' Class Dispensaries to be opened in Rural Works Programme.	Do.	0.085	..	0.015	..	0.015	0.015	0.015	0.020	0.020
Total (New Schemes) ..							1.431	0.389	..	0.389					
Total (Health, Azad Kashmir)							1.587	0.389	..	0.389					
Northern Areas :															
A. Gilgit Agency:															
<i>New Schemes:</i>															
1.	Addition/Modification in Agency Hospital, Gilgit.	P.C.I. Sub.	0.536	..	0.536	..	0.050	0.008	..	0.008	..	0.121	0.095	0.172	0.098
2.	Establishment of 26 Class 'C' dispensaries constituted by construction of 23 dispensaries and equipping of 3 existing Village Aid Dispensaries.	Do.	1.105	..	1.105	..	0.075	0.178	0.222	0.435	0.195
3.	Conversion of 6 Hospitals—325 bedded at Astore, Bunji and Karimabad, and 20-bedded at Gupis and two 10-bedded at Single and Chilas.	Do.	1.327	..	1.010	..	0.202	0.288	0.219	0.251	0.050
4.	Training Programme Nursing Orderlies.	Do.	0.032	..	0.032	..	0.009	0.006	0.004	0.006	0.007
Total (Health, Gilgit Agency) ..							0.336	0.008	..	0.008					

Baltistan Agency :

New Schemes :

1.	Provision of ancillaries to 50 bedded Hospital at Skardu.	Do.	0.960	..	0.960	..	0.200	0.140	..	0.140	..	0.460	0.300
2.	Conversion of Existing Agency Hospital into 25 bedded Zanana Hospital at Skardu.	Do.	0.070	..	0.070	..	0.070
3.	T. B. Centre at Skardu with 25 bedded Ward.	Do.	0.680	..	0.680	..	0.145	0.028	..	0.028	..	0.300	0.235
4.	Office for Agency Surgeon with clerical Accommodation and 4 M.T. Garrages.	Do.	0.050	..	0.050	..	0.050
5.	12 M. I. Rooms at Shigari-Kalan, Bashd, Stak, Gol, Bari, Tisar, Gultari, Turkut, Kirkit, Thagas, Doghoni and Satpara.	Do.	0.360	..	0.360	..	0.060	0.090	0.090	0.060	0.060
6.	Clinical side room for six dispensaries at Parkuta, Olding, Khaplu, Siksa Shigar and Thower.	Do.	0.030	..	0.030	..	0.030
7.	Upgrading of 3 Class disp. into 8-bedded dieted hospital at Siksa.	Do.	0.145	..	0.145	..	0.097	0.048
8.	Conversion of 5 'A' class non-dieted dispensaries into 8-dieted hospitals at Siksa, Olding, Keris, Parkuta and Thower.	Do.	0.100	..	0.100	..	0.020	0.020	0.020	0.020	0.020
9.	Seven Ambulance Jeeps one each for M. O. at Khaplu, Shigr, Siksa, Keris, Parkuta, Olding and Thower.	Do.	0.112	..	0.112	..	0.064	0.064	..	0.064	..	0.032	0.016
10.	Seven diesel generators one each for hospital at Khaplu, Shigar, Siksa, Keris Olding and Thower.	Do.	0.238	..	0.238	..	0.068	0.068	..	0.068	..	0.068	0.102

(Million Rupees)

Sl. No.	Name of the Scheme	Status of the Scheme	Estimated cost	Estimated expenditure during the 2nd Plan period	Third Plan Allocation	Revised Estimates for 1964-65	Provision for 1965-66	Foreign Exchange required for 1965-66			Source of Foreign Aid	Expenditure in subsequent years			
								Total	Foreign Aid	Own resources		1966-67	1967-68	1968-69	1969-70
1	2	3	4	5	6	7	8	9	10	11	12	13	14	15	16
11.	Station Health Organization (Preventive measures against communicable diseases in Baltistan.	P.C.I. Sub.	0.190	...	0.190	...	0.060	0.060	0.070
	Total (Health—Baltistan)	...					0.864	0.300	...	0.300					
	Total Health (Northern Areas)	...					1.200	0.308	...	0.308					
	Total Health (Azad Kashmir and Northern Areas)	...					2.787	0.697	..	0.697					
	Less—Probable Savings	...					0.690					
	Net Total (Kashmir Affairs Division)..						2.097	0.697	...	0.697					
States and Frontier Regions Division :															
	20-Bedded Hospital at Bajaur						0.085	0.030	...	0.030					
	Less Probable Savings	...					0.005					
	Net Total (States & F. R. Division)	..					0.080	0.030	...	0.030					
	Grand Total (Health)	...					21.610	4.579	0.750	3.829					
	Less Probable Savings	...					3.733					
	Net Total (Health)	..					17.877	4.579	0.750	3.829					

SOCIAL WELFARE

(Million Rupees)

Sl. No.	Name of the Scheme	Status of the Scheme	Estimated cost	Estimated expenditure during the 2nd Plan period	Third Plan Allocation	Revised Estimates for 1964-65	Provision for 1965-66	Foreign Exchange required for 1965-66			Source of Foreign Aid	Expenditure in subsequent years			
								Total	Foreign Aid	Own resources		1966-67	1967-68	1968-69	1969-70
1	2	3	4	5	6	7	8	9	10	11	12	13	14	15	16
Labour and Social Welfare Division:															
<i>On-going Schemes:</i>															
1.	Grants-in-aid to Universities for Social Work Education	In the process of approval.	0.800	0.206	0.800	0.114	0.125	0.150	0.155	0.185	0.185
2.	Grants-in-aid to Colleges for Social Work Education.	Do.	1.600	0.312	1.600	0.200	0.240	0.280	0.320	0.360	0.400
3.	Financial and Professional Assistance to Voluntary Social Welfare Agencies.	Do.	18.600	8.546	18.600	2.686	2.900	3.555	3.710	4.040	4.395
Total (Labour and Social Welfare Division)							3.265
Less Probable Savings							0.165
Net Total (Labour and Social Welfare Division)...							3.100
Establishment Division:															
	Pakistan Civil Benevolent Fund and Staff Welfare Fund.	Do.	5.000	..	5.000	0.300	0.670	1.200	1.200	1.200	0.730
Total (Establishment Division)							0.670
Less Probable Savings							0.030
Net Total (Establishment Division)							0.640
Grand Total (Social Welfare)							3.935
Less Probable Savings							0.195
Net Total (Social Welfare)							3.740

1988

1989

1990

1991

1992

1988

1989

1990

1991

1992

1988

1989



1990

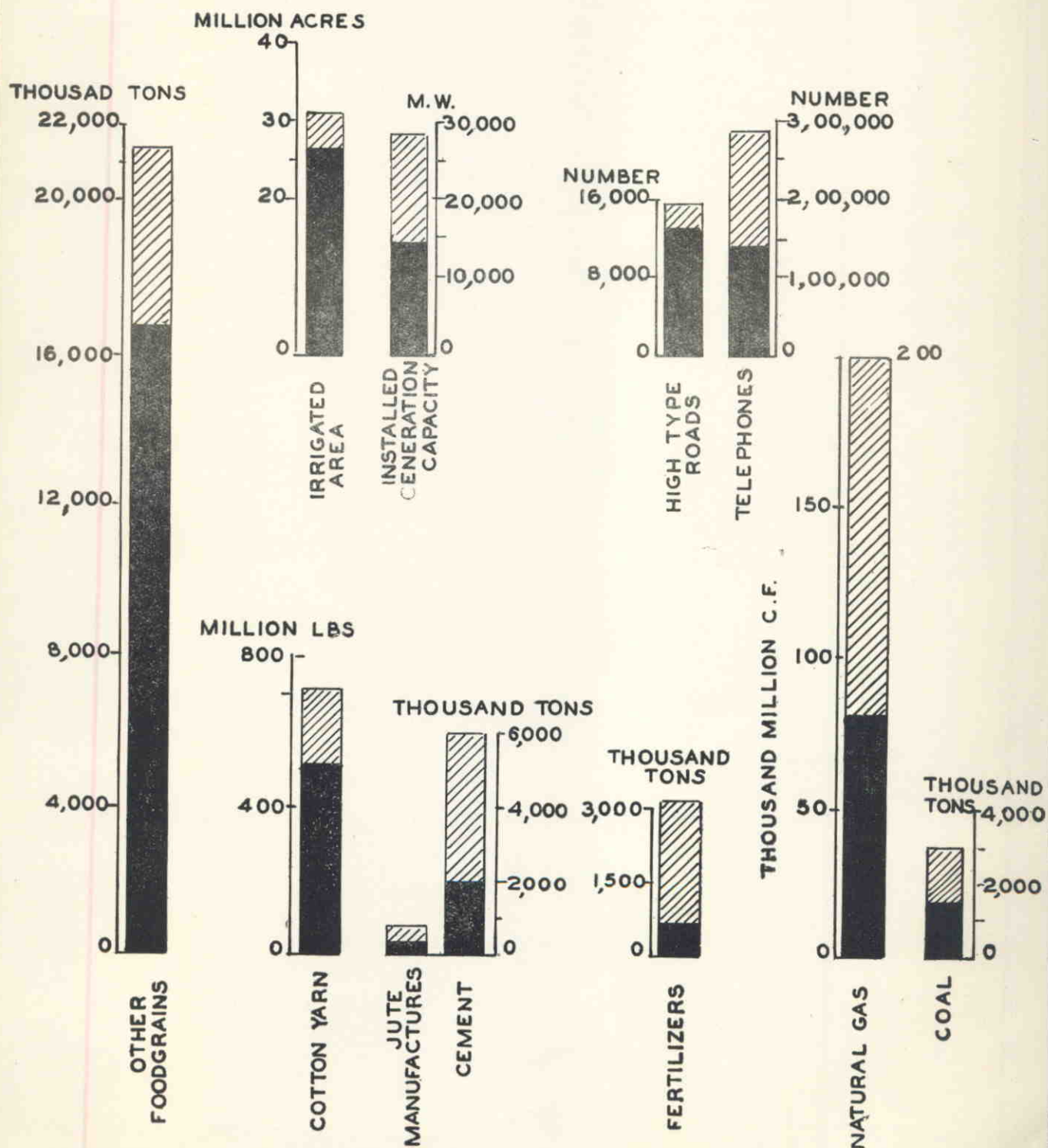
1991

1992

TENTATIVE FORECASTS
OF
PHYSICAL TARGETS
ENVISAGED IN THE DEVELOPMENT PROGRAMME
FOR
1965-66

SELECTED PHYSICAL TARGETS IN THE PRODUCTIVE SECTOR OF THE THIRD PLAN

 BENCHMARK PRODUCTION
1964 - 65
 TARGET FOR 1969 - 70



0013

0

RESOURCES

OPERATION

MANAGEMENT

FINANCIAL

MARKETING

SALES

1

100

1000000

100

100

100

100

100

100

100

100

100

100

100

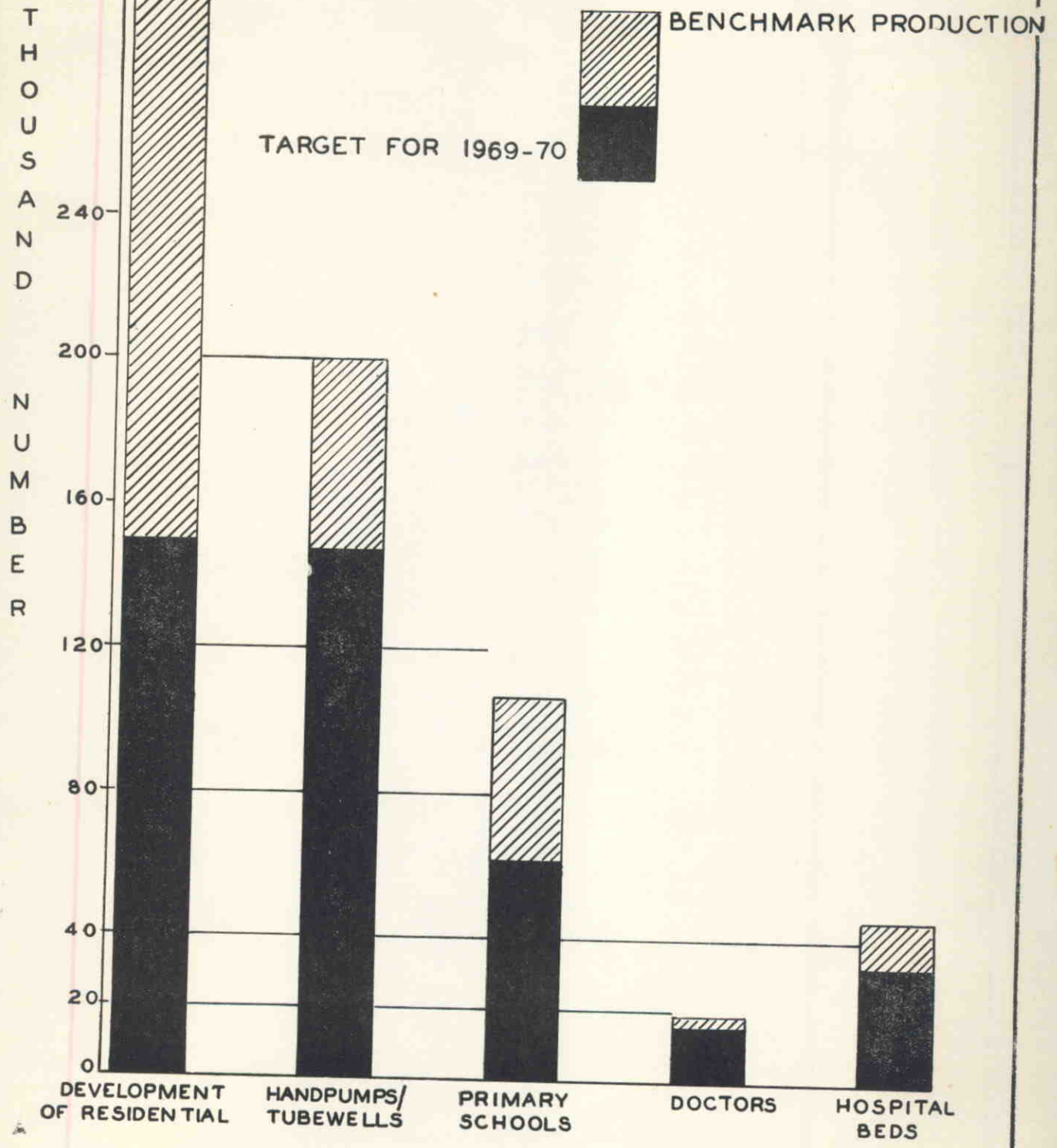
100

100

100

100

SELECTED PHYSICAL TARGETS IN THE SOCIAL SECTOR OF THE THIRD PLAN



I. AGRICULTURE

Achievement of the Second Plan targets in the Agriculture Sector is expected to be quite satisfactory. Production of foodgrains, sugarcane, gram and pulses, is likely to match or exceed the planned targets, while the production of jute and tobacco is likely to be much below the set target (see Table I).

TABLE I

*Production targets and expected achievements of important crops during Second Plan
(1960-61—1964-65)*

Crop	Second Plan targets	Expected production by the end of Plan (a)
1	2	3
	<i>—in thousand tons—</i>	
Rice	10,164	11,400
Wheat	4,329	4,157
Minor Foodgrains	1,428	1,243
Total Food-grains ..	15,921	16,800
	<i>—in thousand bales—</i>	
Sugarcane	20,800	20,750
Gram and Pulses	1,025	1,010
Oil Seeds	1,230	1,177
Fruits and vegetables	4,898	4,450
	<i>—in million lbs.—</i>	
Jute	7,300	6,200
Cotton	2,292	2,217
Tea	63.8	63 (b)
Tobacco	254.7	233

(a) Figures arrived at on the basis of linear trend line; wherever there was no significant trend, average of the last four or five years has been taken. The data used is upto 1963-64 as data for 1964-65 was not available in almost all the cases.

(b) This is the latest information received from the Ministry of Agriculture and Works and relates to the year 1964-65.

2. The physical targets to be achieved during 1965-66 are outlined below under various important items.

Fertilizers :

3. It is planned to distribute about 204 thousand tons of plant nutrients (NPK) during 1965-66; the programme for distribution in East Pakistan will be 83 thousand tons while in West Pakistan it will come to about 121 thousand tons. The details by type of fertilizer are given in Table 2.

TABLE 2

*Use of Fertilizers, by Provinces during 1965-66**In thousand tons*

Fertilizer	East Pakistan	West Pakistan	Total
1	2	3	
Nitrogenous fertilizer in terms of nitrogen:	53.8	119.0	172.8
Comprising :			
(i) Urea	110	59	169
(ii) Ammonium sulphate	15	320	335
(iii) Ammonium nitrate	99	99
Phosphatic fertilizers in terms of phosphoric acid:	24.8	3.2	28.0
Comprising :			
(i) Single superphosphate	18	18
(ii) Triple superphosphate	55	..	55
Potassic fertilizer in terms of potash :	4.0	..	4.0
Comprising :			
Muriate of potash	8	..	8

4. This overall programme for the country is about 40 percent more than that of the last year (1964-65); the increase in East Pakistan is likely to be 80 percent while that in West Pakistan would be about 21 percent.

Plant Protection :

5. It is expected that during 1965-66 about 5.6 million acres will be covered by curative measures, consisting of aerial and ground spraying. Preventive measures including seed treatment is expected to cover about 6.3 million acres. The details by Provinces are given in Table 3.

TABLE 3

*Plant Protection coverage proposed during 1965-66, by provinces**in million acres*

Particulars	East Pakistan	West Pakistan	Total
1	2	3	4
Curative measures	2.8	2.8	5.6
Preventive measures (including seed treatment)	2.3	4.0	6.3

Improved seed :

6. It is envisaged to distribute about 76 thousand tons of seed of improved varieties of crops amongst the farmers during 1965-66. The details of the distribution programme, by Provinces, are given in Table 4.

TABLE 4
Distribution of Improved Seeds during 1965-66, by Provinces

Crops							in thousand tons			
							East Pakistan	West Pakistan	All Pakistan	
1							2	3	4	
Rice	5.00	2.80	7.80	
Wheat	1.00	45.20	46.20	
Maize	1.10	1.10	
Gram	3.70	3.70	
Cotton	15.60	15.60	
Jute	0.01	..	0.01	
Potato	1.80	1.80	
Oilseeds	0.20	0.20	
Total							..	6.01	70.40	76.41

Mechanization:

7. In East Pakistan, the Agricultural Development Corporation would purchase about 1,000 new pumps during the year, and will hire out about 3,500 power pumps to cultivators during 1965-66 thus irrigating about 250 thousand acres during the winter season. About 200 tractors will also be used by the Agricultural Development Corporation to reclaim about 30 thousand acres of land in the Province. In order to provide better repair facilities for agricultural machinery, two new workshops shall be established in addition to the existing five zonal workshops; one will replace the Dacca workshop, which will be located in the Second Capital while the other will be established in Chittagong.

8. In West Pakistan the Government owned fleet of tractors will be strengthened and about 80 thousand acres will be developed against the current years' target of 73 thousand acres. Tubewell drilling facilities will be provided for the installation of about 1,800 tubewells in West Pakistan during the year by the Agriculture Department. A comprehensive programme shall be started during the year to extend workshop facilities to divisional district headquarters.

9. The Agricultural Development Corporation would intensify its programme for the supply of improved agricultural implements to the farmers in West Pakistan. In East Pakistan the Agricultural Development Corporation would continue trials to test different makes of power tillers.

Soils:

10. Under the scheme entitled "Soil Survey Project of Pakistan", which aims at conducting a systematic and basic soil survey for general purposes, trial reconnaissance survey has already been completed and actual survey work started. It is expected that 3 parties in East Pakistan and 5 parties in West Pakistan will be working on reconnaissance survey work to cover an area of 3.5 and 11.5 million acres in East and West Pakistan respectively during 1965-66.

11. Fertilizer trials on various crops being conducted under the scheme entitled "Rapid Soil Fertility Survey" will further be expanded during 1965-66. Soil samples will be analysed in the soil testing laboratories, set up for the purpose.

Project areas:

12. It is expected that in East Pakistan the scheme entitled "Survey and Investigation of Chittagong Hill Tracts" will be completed during 1965-66, and on its basis a comprehensive programme for the development of this area will be formulated. Preliminary developmental work shall be started during 1965-66.

13. Farm management and other economic studies already in hand will be continued. In order to streamline the research in all disciplines of agricultural economics and statistics, a Bureau of Agricultural Economics and Statistics will be set-up by re-organizing the existing department of Marketing Intelligence and Agricultural Statistics.

14. The A.D.P. further provides for strengthening the statistical set-ups in both the Provinces so that in addition to the regular collection and compilation of agricultural statistics, estimation of production by random sampling methods and crop cutting experiments is carried out more systematically and vigorously. The Central Agricultural Census Organisation will complete its remaining analytical and other reports.

Agricultural Education:

15. The on-going approved schemes for establishing two Agricultural Universities (one in each Province) will be almost completed during 1965-66. The existing facilities at the agricultural colleges at Tandojam and Peshawar (in West Pakistan), and at the extension training institute for the pre-and in-service training of staff for Thana level and below in East Pakistan will be improved and expanded. Farmers training centres will also be set up by the West Pakistan Agriculture Development Corporation for training of farmers in improved cultivation practices.

Agricultural Extension:

16. In addition to improving and strengthening the existing extension set-ups, a programme for the setting up of "union extension centres" will also be started in both the Provinces where farmers will be taught modern cultivation methods in a more systematic manner. Field Assistants will be appointed in areas falling within urban union committees. The activities of the "information services" will be further expanded for producing publicity material such as posters, booklets, slides etc. In West Pakistan, on-going work on holding of agricultural shows and melas and in East Pakistan on establishment of demonstration plots and farms will continue with greater vigour. New schemes will also be launched in East Pakistan for expansion and development of vegetable, groundnut and coffee cultivation. Under financial grants from the Centre, a new scheme will be launched for establishing agricultural estates around cities and towns in both Provinces.

Agricultural Research:

17. Since research is inherently of a long-term nature, the programme for the year includes a number of on-going research schemes. In addition improvement of facilities at the existing research institutes in both the Provinces will be effected to enable them to pursue their activities on an expanded scale. The "Agricultural Research Institute" at Tejgoan in East Pakistan will start shifting to a new site in case the present site is to be taken over for the Second Capital. In addition, new research schemes will be started, important amongst them being "Micro-plant trials of wheat in West Pakistan", "Expansion of cotton research laboratory", at Karachi, and "Central institute for research on cotton at Multan". Funds have also been allocated for the Agricultural Research Council and for the Pakistan Cotton and Jute Committees.

Agricultural Marketing:

18. In East Pakistan, demonstration in improved technique for flaying of hides and skins and in sheep shearing will be continued during the year for better market preparation of these commodities. Under the scheme "Development of Agricultural Marketing", sub-divisional markets committees will be set up for introduction of regulated markets. Surveys on some agricultural commodities will be carried out while marketing intelligence work will be improved.

19. In West Pakistan, more markets (mandies) will be brought under the purview of the Agricultural Produce Act of 1940 so as to regularise their purchasing. Grading of some of the commodities for local consumption will be started.

20. The hides and skins grading work now being done on voluntary basis will be introduced on compulsory basis during the year. A test house for the purpose will be set up at Karachi on the lines completed at Khulna and Chittagong. The survey of cotton already in hand for the determination of cotton grades will be continued. The grading of oil-cakes and citrus fruits for export will be started. On the reorganization of Department of Marketing Intelligence and Agricultural Statistics into a Bureau of Agricultural Economics and Statistics, a Directorate of Grading will be set up to economise in personnel and funds now being used for different grading schemes.

Government Foodgrain Storage:

21. During 1965-66, construction of about 65,000 tons house-type storage capacity will be completed, of which about 7,000 tons will be by the Central Government, 18,000 tons and 40,000 tons by East and West Pakistan Governments respectively. The special feature of the programme will be beginning of work on construction of five silos of 290,000 tons capacity in East Pakistan.

22. In East Pakistan better transport and communication facilities will be provided for efficient movement of foodgrains. More equipment for reconditioning of rice, sack cleaning and sack sewing will be installed while further construction of administrative buildings for Food Department will be undertaken.

23. A feasibility study on foodgrain storage handling for Karachi and West Pakistan will be completed while installation of a rice cleaning and reprocessing plant at Karachi will also be accomplished during the year.

Fisheries:

24. *Development and conservation.*—In East Pakistan over 3,000 acres of new derelict water areas will be taken up for reclamation while development activities will be continued in the areas already reclaimed. In West Pakistan about 6,000 acres of waste water areas would be stocked with culturable species. Commercial exploitation of fisheries will be continued in the Karnaphuli reservoir in East Pakistan whereas in West Pakistan development efforts would be continued in Warsak Dam and Kalari lake and other smaller lakes, dams reservoir and abandoned canals. For supply of quality fry and fingerlings 3 fish seed farms will be added to 51 seed farms already established during Second Plan in East Pakistan. Three similar seed farms will also be established in West Pakistan.

25. Under "Freedom from Hunger Campaign" launched by F.A.O. 150 outboard engines will be installed in the hulls and distributed to trained fishermen in East Pakistan. Besides, 42 trawlers—12 for East Pakistan and 30 for West Pakistan—will be constructed.

26. *Marketing and Storage.*—Construction of wholesale fish markets with cold storage and ice plant, at Dacca and Chittagong will be taken up. Jetty at the Karachi fish harbour will be expanded. In addition, construction of a fish harbour at Chittagong and another on Mekran coast will be initiated.

27. *Research and Survey.*—Research on technological and biological problems will be continued at the existing laboratories. Another laboratory for marine biological research will be established in East Pakistan.

28. Vessels, will be procured, one for each wing, for exploratory surveys in offshore and deep waters. Facilities for oceanographic research will be established in both the provinces.

29. *Education and Extension.*—The existing training facilities both for training of fisheries personnel and fishermen will be sufficiently expanded to cater to the needs of development requirement. In addition, two more institutes, one in each wing, will be established to train master fishermen and marine engineers.

30. Extension activities will be sufficiently strengthened for which necessary facilities will be provided.

Animal Husbandry:

31. *Disease control.*—In East Pakistan 75 dispensaries will be constructed at thana level during the year. In West Pakistan 2 hospitals will be opened in G.M. Barrage area and one mobile dispensary in Guddu Barrage area. About 300 stock assistants will be employed at the union level. These and the existing hospitals and dispensaries at other centres will be provided with necessary medicines and equipment. Better facilities for veterinary aid will be provided in the Frontier region through the construction of buildings for dispensaries and residential quarters.

32. *Animal Breeding.*—In East Pakistan the diary and cattle improvement farm at Savar which is almost complete will be provided with some additional buildings, electric and water installations; in addition research facilities in animal breeding will also be provided. It is envisaged to obtain 80 bulls, and cows from West Pakistan for distribution amongst the farmers in East Pakistan. Two new Artificial Insemination centres will be set up at the district headquarters in East Pakistan.

33. In West Pakistan Red Sindhi cattle farm at Tando Mohammad Khan in G. M. Barrage, Livestock Development and Research Farms for Kundi buffaloes at Rohri, Bhaggari cattle-cum-baluchi sheep farm at Usta Mohammad Khan, Livestock Development and Research Farm for Dhani cattle and Hissar Dale sheep at Kheri Murat will be improved. About 300 bulls will be distributed during the year for up-grading and improvement of the local livestock. In addition two new artificial insemination centres with sub-centres will be opened. Cattle and equine breeding on subsidy basis will be provided in the Frontier Regions. Livestock experiment farm at Qadirabad will be further improved. Initial work for improvement of breeding activities in key villages, will be started with the supply of breeding bulls; and other facilities.

Poultry :

34. Initial work for expansion of 9 poultry farms under the ADC, East Pakistan will be taken in hand during the year. In West Pakistan the existing 2 poultry farms at Kheri Murat and Tando Mohammad Khan will be improved while a new poultry farm will be set up in the Guddu Barrage area. Improved birds and hatching eggs will be distributed especially in the rural areas on subsidy basis for improving poultry birds. Facilities for poultry breeding will also be provided in Frontier Regions.

Sheep and goats :

35. About 1,000 rams will be distributed in West Pakistan on subsidy basis during the year. The work for the improvement of Karakul Sheep breeding farm and Angora goat farm at Muzaffargarh will be continued. Facilities for sheep breeding will be provided in Frontier Regions also.

Education and Research :

36. In East Pakistan, Veterinary Training Institute construction of which was initiated at Dacca during the Second Plan period will be provided with buildings. Necessary facilities for pre- and in-service training of the field assistants, compounders, poultry technicians etc., will also be provided.

Education:

37. In West Pakistan pre-service training to 400 personnel for appointment as stock assistants will be given. Post graduate scholarships will be offered for M. Sc. course in Veterinary science and 27 scholarships will be offered for graduate study at the college of Animal Husbandry Lahore. Construction of Foot and Mouth Disease Research Centre at Lahore, and of Livestock Production Institute at Bahadur Nagar will be in progress. Training facilities will be provided for degree course students and for stock assistants and compounders in Frontier regions.

Dairying :

38. To explore the possibilities of the establishment of milk plants in East Pakistan, surveys will be conducted, in some of the milk packet areas of East Pakistan. The work of the Pilot milk Supply Project, Lahore will continue. Karachi Milk Supply scheme which is almost complete will receive finishing touches where production of tined milk will be started and supplied to school children and hospitals. In order to improve marketing and milk, bottling of milk will be started under the Karachi Milk Supply Scheme.

Other programmes :

39. The work regarding the setting up of Zoological Garden at Dacca which was initiated during the Second Plan will continue. Lahore Zoo which has already been developed during the Second Plan will be further expanded and improved. Wild Bears which are serious menace in West Pakistan, and destroy valuable crops in a large number of districts will be killed in a scientific method to save the losses.

FORESTRY**Timber Extraction and Utilization :**

40. Mechanical timber extraction from the Chittagong Hill Forests will be expanded to harvest 20,000 tons of timber during the year. In West Pakistan, resin extraction from the forests of the Abbottabad circle will be stepped up to collect 20,000 tons of resin during the year.

Afforestation and Regeneration :

41. An area of about 1,300 acres of unculturable waste land in East Pakistan will be afforested while about 6,200 acres of the cut-over area will be regenerated. Plantings for 'bidi' leaves will be raised over 1,000 acres while rubber planting will be carried out to cover an area of 2,000 acres during 1965-66. Afforestation in other areas including afforestation of 600 acres in the coastal belt and off-shore islands and 1,000 acres of jhooming control will be carried out to cover about 5,000 acres during the year. In West Pakistan, an area of about 46,000 acres will be afforested during the year including irrigated plantation over 18,100 acres. In addition, about 2,720 miles of canal-side land strips, about 700 miles of road-side avenues, and about 60 miles of rail roads will be planted up. Besides, walnut and sisal plantation will cover 1,000 acres and 500 acres, respectively. In Azad Kashmir and Northern areas about 2,000 acres will be regenerated.

Watershed Management :

42. The pilot project for rehabilitation of about 20-1/2 square miles of the Bhurban Tract in the Murree Hills through soil conservation and other measures will be continued. Terracing over 1,344 acres, afforestation over 2,870 acres and restocking of failures over 1,000 acres will be carried out, while 960 cooking stoves along with kerosene oil will be distributed among the inhabitants so that trees are not felled. In addition, work on watershed in the Attock *tehsil* of Campbellpur District and the Murree and Kahuta *tehsils* of Rawalpindi District will be initiated including a soil classification survey over an area of 90,000 acres. Rehabilitation of land around Ghoragali on the Bhurban pattern will also be taken up to include levelling and terracing over 250 acres, fruit planting over 250 acres, afforestation over 800 acres and anti-erosion measures over 75 acres. Furthermore, work on watershed management in the Kaghan Valley over an area of 30 square miles on the Bhurban pattern will also be started to include a survey of 30 square miles, terracing of cultivated fields over 400 acres, and afforestation of 2,000 acres.

Management and Improvement Operation:

43. To better forest management and in particular to facilitate timber extraction, about 80 miles of new forest roads and 280 new buildings will be constructed in East Pakistan during the year. Furthermore, over 300 miles of forest boundary will be surveyed and fixed with boundary pillars. Similarly, in West Pakistan about 85 miles of new forest roads, 70 miles of bridle-paths and 20 new buildings will be constructed during the year. Six working plans will also be prepared. Furthermore, work on aerial forest inventory and land use survey of Northern-West Pakistan over 14,000 square miles will be stepped up.

Education and Research :

44. The East Pakistan Forest School, Sylhet will continue to train 30 foresters while the work on the establishment of East Pakistan Forest Ranger College will be continued during year. The Pakistan Forest Institutes, Peshawar and the Pakistan Forest Research Laboratory, Chittagong will be transferred to the Provinces and the wood utilization wing of the former and the silvicultural division of the latter will be particularly strengthened.

Forest Recreation :

45. Work on establishment of a botanical garden at Dacca, the national park in Modhupur forest of Mymensingh District and a game sanctuary in the Chittagong Hill Tracts will be continued, while further improvement of the Baldah Garden at Dacca will be initiated during the year.

Range Management :

46. Work already in hand on the development of 11 range demonstration areas under the West Pakistan range improvement scheme will be continued; in addition work for the improvement of 8 *rakhs* recently transferred to the scheme will be initiated. Survey for the classification of ranges and collection of livestock data will be undertaken for preparation of a range management plans covering 30,000 acres. Work on development of water points, demarcation, ranges inventory, improvement of existing wells, fencing collection of grass seed, reseeding operations and soil conservation operations will be continued in addition to construction of jeepable roads and buildings in the Registan and Kohistan tracts of Hyderabad Regions. Nine project areas will be established in the Cholistan area of Bahawalpur Division. Range and pasture improvement project at Maslakh near Quetta along with its sub-projects and the range improvement scheme, Quetta Civil Division will be continued. A joint Pak-Australian survey for range development in Quetta-Kalat area will be undertaken to evaluate progress of range development programmes undertaken so far and to draw up a programme of expanded range management activity for this region. Reseeding, afforestation and anti-erosion works will be carried out over an area of 2,165 acres in the Pabbi Reserve Forests of Lahore Circle while range improvement measures will be carried out over 4,000 acres of resumed land in Peshawar Region. Survey and demarcation of the Hub River catchment area covering 60,000 acres will be completed while range development operations will be started in the Thal area. Range management for improvement of pastures and grazinglands in the Deosai plains in Gilgit will also be started.

Soil Conservation :

47. Normal work in connection with soil conservation will be stepped in both the provinces, especially in West Pakistan. Two new demonstration areas comprising 20,000 acres outside the Potwar (Rawalpindi Division) area will be opened under the ongoing projects in West Pakistan. Under the Soan Valley Land Improvement Project, West Pakistan, 35,000 acres of new area will be developed, gully plugging will be carried on over an area of 1,00,000 acres and another 100,000 acres will be improved with other soil conservation measures and practices. Reclamation of the severely eroded gullied land on experimental basis over 200 acres, check damming in

the badly eroded and gullied land over 5,000 acres, trating of several forest plant multiplication centres and import of heavy earth-moving machinery are proposed to be undertaken under the West Pakistan Soil Conservation Operational Project during the year. In addition, work on soil and water conservation project in Azad Kashmir will be expanded to cover 2,200 acres. The soil conservation project in the Northern Areas will be started which will include survey of the area.

Colonization :

48. In the G. M. Barrage and the Guddu Barrage projects colonization operations will continue in full swing during the year 1965-66. It is further proposed to allot state land in the Greater Thal area to settlers who would instal their own tubewells or open wells for providing irrigation to their holdings. Land development operations in the Taunsa Barrage area will also be initiated. In all about 250,000 acres of land will be reclaimed through heavy earth-moving machinery in areas covered by various irrigation projects.

49. Three mandi towns are proposed to be established in the G. M. Barrage area.

Co-operatives and Rural Credit :

50. The Agricultural Development Bank of Pakistan plans to pay Rs. 100 million as loans during the year 1965-66, the Bank also proposed to open some more branches during the course of the year.

51. In East Pakistan under the scheme "Development of Co-operative Credit and Marketing Structure", 50 Union Multipurpose Societies are proposed to be reorganised during the year. Each of these societies will be provided with a newly constructed godown. In addition 180 Co-operative Societies will be organised in the province for mechanised farming on co-operative basis; 10 Fishermen's Co-operative Societies and 5 Central Societies for Cane Growers will also be organised. Four Co-operative Education and Training Institutes will be established.

52. The East Pakistan Government will advance Rs. 50 million (gross) as taccavi loans during the year from the capital liability to Government account.

53. In West Pakistan under the scheme Reconstruction of Rural Credit and Agricultural Marketing, 200 large size co-operative credit societies and 40 agricultural marketing societies will be organized; 53 of the large size societies and 8 of the marketing societies organized will be provided with loans for constructing godowns and Rs. 3.05 million will be advanced for participation in the share capital of co-operatives at the apex level. The programme of mechanized farming will be extended to 22,000 acres of which 20,000 acres will be in Multan zone and the remaining 2,000 acres in the border areas of Jessar and Sulemanki. About 150 sales depots will be constructed for service co-operatives; educational facilities at the Co-operative Training College, Lyallpur, will be extended while construction work of the building for the Regional Co-operative Training Institute at Peshawar will also be taken in hand; 10 Sheep Shearing Societies will be organized of which 3 will be in Quetta Division, 3 in the Thal and adjacent areas, and 4 in the Thar Desert of Hyderabad Division.

54. The West Pakistan Government will advance Rs. 20 million (gross) as taccavi loans.

Land Reforms :

55. In West Pakistan about 1.0 million acres of land would be consolidated in the year 1965-66 under the scheme which has been in operation since the beginning of the Second Plan period.

Zoological Survey Department :

56. Laboratory building under construction at Karachi will be completed and research on marine fauna will be continued. The Zoological Survey Department will be reorganised and a section each for taxonomic research on animals, birds, reptiles and amphibia fish, insects, molluscs crustacea, helminth parasites and other invertebrates will be established.

57. Establishment of a natural history museum will be initiated at Islamabad for exhibiting fauna, flora and natural wealth of the country. Establishment of a zoological-cum-botanical garden will also be taken up at Islamabad.

II—WATER AND POWER

The allocation for the Annual Development Programmes of the Centre and the two Provinces for 1965-66 for Water and Power Sector is Rs. 1326.38 million. Of this Rs. 520.28 million is for East Pakistan, Rs. 716.42 million for West Pakistan and Rs. 89.68 million for the Centre. Estimates of Physical achievements during 1964-65 and the targets proposed to be achieved during 1965-66 are indicated below.

EAST PAKISTAN

2. During 1964-65 the consultants to East Pakistan WAPDA prepared a preliminary draft of Master Plan for the development of Water and Power Resources of the Province. Prof. Thijesse, a Dutch expert, submitted a report on flood control in East Pakistan after holding discussions with various officers. The survey and investigations in a number of schemes made substantial progress and included Ganges-Kobadak Jessore unit, Comprehensive investigation of Drainage and Irrigation Scheme Rajshahi, Pabna and Bogra, Sangu Multipurpose project and Brahmaputra multipurpose project.
3. The Kushtia Unit of the Ganges-Kobadak Scheme made further progress and about 2,00,000 acres were irrigated. The Ground Water Development and Pump Irrigation Scheme was nearing completion with some 380 tubewells already drilled and the Dinajpur power-house constructed. Nearly 70 per cent. or about 1,600 miles of coastal embankments were completed. Nearly one-fourth of the Fulchari-Serajganj flood embankment on the right bank of the Brahmaputra was completed. Dredging operations on the Gumti river in Comilla district were in their final stage. The Dacca-Narayanganj Demra Project made considerable progress and is expected to start operating in 1966-67. A number of minor schemes of excavation and resuscitation to remove drainage congestion were also executed. Work on the Serajganj-Fulchari embankment went apace.
4. The Ashuganj power station (120 MW) and an emergency power pack were approved for execution, work on which will start early in 1965. Work on the Sidhirganj Thermal Plant (50 MW) was started during the year. As a result of stringing more transmission and distribution lines, the mileage of these increased from 351 to 1,500. A pilot project of rural electrification in Comilla Kotwali Thana made substantial progress. Construction of a Load Despatch Centre, Maintenance Test and Research Laboratories and an Electrical and Mechanical Workshop was started. Some 6 small power stations were acquired and their power supply improved. Four new towns, unlikely to be connected to grid in the foreseeable future were provided with local generation facilities.
5. In the first year of the Third Plan, East Pakistan is expected to continue with the programme of collection of basic data, surveys of specific schemes and preparation of feasibility reports. Surveys of three big schemes, namely Jessore Unit of the Ganges-Kobadak Scheme, Drainage and Irrigation Scheme of Rajshahi, Pabna and Bogra, Sangu Multipurpose project and a number of smaller schemes will have been completed. Feasibility studies will be initiated, amongst others, on Kurigram project, Hail Haor project, North Mymensingh Tubewell project and Small Electric Pump Irrigation project.
6. Further progress will be made towards the completion of Karnaphuli multipurpose scheme, Old Dakatia and little Feni river flood control schemes in Noakhali and Comilla districts, improvement of Gazaria Ichemati river, Dacca-Narayanganj-Demra Project and Teesta sub-project. Work will substantially progress on the Teesta Barrage (Main) project, Coastal Embankments project, improvement of Dredger Fleet, Development of Hydraulics Laboratory, Equipment Pool, and Fulchari-Serajganj Embankment. Work will also be in progress on the Tippera-Chittagong Multipurpose project, Old Brahmaputra Multipurpose project (Phase I). Manu River project and Gumti Flood Control and irrigation project.
7. In the power field, the Sidhirganj Thermal Plant (50 MW) will make further progress and work will start on the Ashuganj Thermal Plant (120 MW), Karnaphuli Third Unit (40 MW), Emergency Power generation, Khulna Thermal Plant (60 MW), Chittagong Thermal Plant (60 MW) and Tongi Thermal Plant (120 MW). The programme of acquisition and improvement and isolated generation will continue. The mileage of transmission and distribution will increase by about 1,000 miles.

WEST PAKISTAN

8. The work of reorganisation of the Irrigation Research Institute made substantial progress; extension of Hydraulics Research Station, Nandipur and construction of Field Research Station, Niazbeg were completed; major portion of equipment was procured; and work started on the new buildings of the Research Station at Lahore.
9. The Mianwali Pump Irrigation scheme, and a number of smaller irrigation schemes, including 8 small dams by the Agricultural Development Corporation were completed during the final year of the Second Plan. A number of flood diversion works, diversion weirs and some

tubewells were completed in the Quetta-Kalat region. Guddu Barrage, Kotri Barrage, Taunsa Barrage, Thal Project, and Tanda Dam are expected to be completed at the beginning of the Third Plan. Work was started on the Karachi Irrigation Project and Khanpur dam.

10. Remodelling of Hudiara drain, remodelling branch drains in Rechna Outfall drainage system and remodelling of Jaranwalla Main drain were nearing completion. Further Pandoki and Manawala and Jatri Branch drains will be completed in the first year of the Third Plan. Besides, a number of smaller schemes were completed.

11. About 800 tubewells had been drilled in the Chaj Doab for salinity control and reclamation. Preliminary works, such as a staff colony, had made substantial progress in the reclamation scheme of Khairpur area. Work on open drains continued in Kotri Barrage area and was started in the Larkana-Shikarpur, Lower Thal areas.

12. A number of flood protective schemes, including 14 miles of bund to protect Kot Hafiz and Takwarh distributary off Paharpur canal, raising of Sagiun Matiari Bund and a number of smaller schemes were completed.

13. The Sidhnaï Spill Channel was completed. Also a number of irrigation channels were improved, a number of minor irrigation works constructed in the Frontier region, while work was started on quite a large number of similar schemes.

14. The West Pakistan High Tension grid, Power distribution Quetta Thermal Station and Chichoki Hydrel scheme, and extension of Natural Gas Power Station, Multan were completed. Some 600 villages were electrified; Work was started on Multan-Lyallpur Second Circuit, Hyderabad extension and extension of Sukkur Thermal Station.

15. During 1965-66 West Pakistan will have completed the longdrawn Kurram Garhi Multi-purpose Scheme, Shahpur Branch Project, Nara Pumping Scheme, Pehru Flow Irrigation Scheme, Tanda Dam, Taunsa Project with extension, Guddu Barrage project and a number of small schemes of embankment and weirs in the Frontier and Quetta-Kalat Regions.

16. About 100 irrigation tubewells will be provided at a number of places in the Bannu, Hazara, Peshawar, Mianwali and Dera Ismail Khan districts.

17. Work on flood protection bund along right side of Aik Nullah opposite Sialkot City, Pandoki drainage scheme, Manawala and its Jatri Branch drain, and some 16 smaller drains will have been completed. Substantial progress will have been made on the scheme of remodelling branch drain in Rechna-Outfall drainage system, remodelling of Jaranwalla Main drain and construction of Raiwind drainage system. Work will start on Satiana Samundri drainage system.

18. About 1500 additional tubewells will have been drilled in the Chaj Doab, two-thirds of work in the Khairpur area will have been completed and varying progress made in the Lower Thal, Upper Rechna, Larkana Shikarpur, Kotri Barrage and Gaja areas.

19. Approximately 28 schemes of remodelling, raising and strengthening and new construction of flood protection works, including bunds, sluices and diversion weirs, will be executed.

20. More than 90 works of remodelling and improvement of existing channels, lining of canals, construction of falls and excavation of new irrigation channels will be executed all over the Province.

21. West Pakistan will complete its Secondary Transmission and Distribution System in the Northern Zone, Sukkur Thermal scheme, and Hyderabad Thermal scheme. The Second Circuit of Multan-Lyallpur transmission line and Hyderabad power extension will have made enough progress to be completed in 1966-67. The Sukkur extension will be in progress. Work will start on a thermal station at Dadu and further extension of transmission lines on Northern and Southern zones. Mobile generating equipment will be provided to meet emergency demands. Distribution systems in a number of towns will be renovated and extended and about 500 villages and 2,000 tubewells will be electrified.

CENTRE

22. The atomic energy centre at Dacca with a research reactor and a cobalt 60-gamma source for food irradiation was completed. Medical radio-isotope centres at Jamshoro and Multan were also completed, thus raising the number of such centres to five along with an agricultural research centre at Tando Jam. Work on the reactor building of the Institute of Nuclear Science and Technology at Islamabad was nearing completion.

23. The Meteorological Department established a hydrogen factory in Dacca and provided improved facilities at aerodromes and air routes. The Survey of Pakistan established an air survey wing.

24. The Ministry of Kashmir Affairs completed 3 hydro-power schemes and excavated a number of irrigation channels.

25. During 1965-66 work on ancillary buildings of the Pakistan Institute of Nuclear Science and Technology will continue. Also extension work of the Atomic Energy Centre, Dacca will be undertaken. It is expected to initiate construction of the 132 MW Karachi Nuclear Power project and the 70 MW Rooppur Nuclear Power Project. Feasibility study will be completed on a Grain Irradiator Plant.

26. The Survey of Pakistan will undertake a countrywide geodetic survey marking. The Meteorological Department will improve meteorological facilities at more aerodromes and air routes and initiate work on a service of meteorological telecommunication.

27. The Ministry of Kashmir Affairs will undertake a feasibility survey of tubewell irrigation. It will start work on 5 small hydro-electric schemes and augment generation facilities at three existing hydro-stations.

28. It will also take electric power to a few villages. Besides, it will undertake remodelling of existing and excavation of new irrigation channels at 20 different places in Azad Kashmir and Northern areas.

INDUSTRY

A provision of Rs. 560.369 million has been made for the development of industries in the Annual Development Programme for 1965-66. East Pakistan's Programme is estimated at Rs. 391.70 millions, West Pakistan's at Rs. 114.43 million and Centre's at Rs. 54.239 million. The performance during the Second Plan period and Programme for 1965-66 are summarised below.

EAST PAKISTAN

Jute Goods Manufacturing :

2. The Second Plan revised target envisaged the expansion of Jute goods manufacturing capacity from 8,000 looms in 1959/60 to a maximum of 18,000 conventional hessian and sacking looms. At the end of the Second Plan 16,750 looms are estimated to have been installed, under installation or on order. Subject to availability of credit in 1965/66 2,000 looms will be ordered to cover the balance of 1250 looms of the Second Plan and 750 looms of Third Plan target. Construction work in progress at the end of Second Plan of M/s. Afil, Kohinoor, A. K. Khan, Star Alkoid and Maqbulur Rahman Jute Mills are expected to be completed and machinery installed. Construction of five new jute mills will also be taken in hand. The production of jute goods is expected to increase from 3,31,000 tons in 1964/65 to 370,000 tons in 1965/66 and it is hoped that the Plan target of 800,000 tons of jute goods will be achieved by 1969/70.

3. Out of the Second Plan revised target of 1200 broad looms, 600 broad looms may have been installed or ordered in the private sector by 1964/65, and subject to availability of credit 150 broad looms are proposed to be ordered in the semi-public sector in 1965/66. Work on acquisition of land and construction of buildings for three new broad loom mills will be taken in hand by the EPIDC.

4. The production of jute backing cloth for carpets is expected to increase from 10,000 tons in 1964/65 to 20,000 tons in 1965/66.

Sugar Industry :

5. The installation of two new sugar mills (10,000 ton each) at Kushtia and Rajshahi, and expansion of the Thakurgaon sugar mills from 10,000 to 15,000 tons and expansion of Joypur Hat Sugar Mills from 10,000 to 20,000 tons will be completed in 1965/66. 50 per cent work on five new sugar mills (10,000 tons each) at Mymensingh, Panchghar, Nilphamari, Mobarakaganj and Shyampur is expected to be completed in 1965/66. This will raise the white sugar capacity in East Pakistan from 85,000 tons in 1959/60 to 179,000 tons by 1966/67.

Paper and Board Industry :

6. A 10,000 tons hard board mill at Khulna will be completed during 1965/66. While plant and machinery for a 15,000 tons paper mill based on bagasse at Ishurdi (North Bengal) will be ordered; work on the second project for manufacturing 15,000 tons of fine paper per annum at Chhatak (Sylhet) based on grass will be accelerated subject to availability of foreign credit. Besides, pre-investment Survey will be conducted for setting up of new paper and board mills.

Steel :

7. 80% of work on setting up a steel plant of 150,000 tons ingot capacity at an estimated cost of Rs. 270.77 million at Chittagong is expected to be completed in 1965/66.

Besides, techno-economic feasibility of expansion of Chittagong Steel Mill Project (now underway) will be studied by foreign consultants during 1965/66.

Pharmaceuticals and Antibiotics :

8. Plant and machinery to produce 20 tons of streptomycin per annum will be ordered in 1965/66. Besides, feasibility study will be conducted by foreign consultants to establish an antibiotic complex in East Pakistan.

Muslin Cotton Mills, EPIDC :

9. Machinery and plant will be ordered for balancing and modernization of the mills, and civil engineering works in the mills required for modernization will be completed.

Heavy Chemical Industries :

10. The Fenchuganj Fertilizer Factory with a capacity of 117,000 tons urea per annum was completed in 1961. Plant and machinery for another scheme for the production of 32,000 tons triple-superphosphate will be ordered in 1965/66. Subject to availability of credit, two major

schemes for fertilizer production will be taken in hand in 1965/66, one for the production of 120,000 tons of triple-superphosphate at Khulna and the other for production of 170,000 tons of urea at Ghorasal based on Natural Gas. Work on a 15,000 tons capacity DDT factory at Chittagong is expected to be completed in 1965/66.

Shipbuilding and Ship-repairs :

11. Work on Narayanganj Dockyard is expected to be completed in 1965/66, when it will provide facilities for Dry-docking, repair and inspection of vessels up to 1400 DWT. Work on a major scheme for the setting up of Drydock and Heavy Steel Structure works at Chittagong will be accelerated. Apart from building of vessels for inland transport in East Pakistan, this project will provide dry-docking facilities, in water and above water repairs to vessels up to 12,000 DWT. Further the steel structural section of the project will have a programme for constructing warehouses and hangers and road and railway bridges, high and medium Voltage Transmission towers, water and fuel storage tanks, etc.

Heavy Engineering Industry :

12. Work on the establishment of a machine tools and machinery manufacturing factory by EPIDC will be accelerated in 1965/66. Besides, feasibility studies for manufacturing electrical wire/cable and equipment will be completed in 1956-66.

13. Another major project styled as "Marine Diesel Engine Manufacturing Plant" at Narayanganj will provide standardized diesel engines for various uses including I. W.T. This will be a joint venture by the Government and local and foreign private enterprise.

Non-metallic Mineral Industries :

Cement Industry :

14. Inadequate availability of cement in the past in East Pakistan has to some extent served as a limiting factor to the economic development of East Pakistan. Study of the possibility of exploiting Sunamganj (Sylhet) Limestone deposits has been entrusted to a foreign firm of repute. Meanwhile, to step up the cement production a scheme to take over the Assam Bengal Cement Factory by EPIDC has been approved by the Government. In addition, a joint venture of EPIDC and private enterprise for production of 300,000 tons of cement at Khulna based on clinkers shipped from West Pakistan has already been approved by the C. D. W. P. and is expected to be taken in hand in 1965/66. Besides, feasibility study will also be conducted in 1965/66 for setting up of cement plants at Narayanganj and Chittagong.

Ceramic Industry :

15. Feasibility study for production of high quality heat resistant refractories and porcelain ware for both industrial and domestic consumption will be undertaken in 1965/66.

Chemicals and Petrochemicals excluding Fertilizers :

16. During 1965/66 feasibility studies will be conducted by foreign consultants for the manufacture of insecticides and pesticides, dyestuff and synthetic fibre and also for establishment of industrial complex based on molasses and production of soda ash from sea salt.

Film Industry :

17. Construction of two more shooting floors will be taken in hand in 1965/66 to expand the existing Film Studio at Dacca. Besides, land will be procured and construction started for the Film Institute of Pakistan and for establishment of the Second Studio and Laboratory at Dacca.

Large Industrial Estate :

18. Work on the development of nine large industrial estates (3 in greater Dacca, one in Khulna and five in Chittagong) which were in progress at the end of the second Five-Year Plan will be accelerated during 1965/66.

Small Industries :

19. Work on five small industry estates sheds at Mymensingh, Brahmanbaria, Chaumahani, Faridpur and Jamalpur will be completed in 1965/66. The Light Engineering Institute building at Chittagong will be completed and machinery installed. Rural Industries Service Centre, Dacca, will take up 12 socio-economic research projects, 24 training projects in different trades and 4 extension projects. Establishment of three Service and Facility Centres for Leather, Wood-works and Textiles are expected to be completed in 1965/66.

20. Work on Artisans Workshops at Tongi, Chittagong, Khulna and Rajshahi will be accelerated during 1965/66. Besides, work on pilot project for Glazed Pottery and Washing Clay likely to be completed, work on expansion of the existing Design Centre at Dacca and establishment of C. F. C., for Hosiery industry and Small Industry Training Centre will be taken in hand. The development of Weavers Cooperatives will be specially encouraged in 1965-66.

WEST PAKISTAN

Industrial Estates :

21. At the end of the Second Five-Year Plan work on seven large industrial estates at Sukkur, Multan, Jhelum, Nowshera, Rahimyar Khan and Sargodha and small industrial estates at Gujranwala, Sialkot, Peshawar, Bahawalpur, Quetta, Larkana and Sukkur is in progress and will be completed in the Second year of the Third Plan. Second Plan had a provision of Rs. 25.0 million for seven large industrial estates. The estimated expenditure by June 1965 will be Rs. 25.17 million. Three more large industrial estates will be set up in West Pakistan during 1965-70 for which Rs. 50.00 million have been provided in the Plan.

Sugar Mills :

22. Two sugar mills, one at Badin and the other at Bannu are being established at a capital cost of Rs. 48.48 million. The construction work is in progress. Machinery is being erected and the work is expected to be completed in 1965.

Fertilizer Factories :

(i) Pak American Fertilizer Factory, Daudkhel :

23. Pak-American fertilizer factory at Daudkhel which is producing 50,000 tons of Ammonium Sulphate is being expanded to produce 90,000 tons of Ammonium sulphate at an estimated cost of Rs. 35.00 million. The project has already been approved by the Government. Machinery is being imported and the plant is expected to be completed in 1966. Rs. 1,000 million has been provided for this project in 1965-66.

(ii) Lyallpur Chemical and Fertilizer Plant Lyallpur :

24. This project envisaged the expansion of Lyallpur chemicals and Fertilizer Factory Ltd. At present this plant is producing 18,000 tons of single superphosphate fertilizer. After expansion it is expected to produce 54,000 tons of single super phosphate. Orders for the machinery have been placed and the project is expected to be completed in 1965.

Karachi Shipyard and Engineering Works Ltd. (Phase II Part I).

25. Phase I of the Karachi Shipyard and Engineering Works has been completed at a capital investment of Rs. 78.6 million. The Second Plan had a provision of Rs. 32.00 million for the balancing and modernisation of the Karachi Shipyard and Engineering Works. The Part I of this scheme includes :

- (a) Equipment and facilities for making all above water repairs to Pakistan merchant ships and running repairs to foreign merchant ships visiting Karachi.
- (b) General steel construction capacity of 2,500 tons per year.
- (c) Capacity for manufacture of marine diesel engines of 50 to 500 H.P. at the rate of 300 cylinders per year.
- (d) Ship building facilities for constructing 30,000 DWT per year and ships of 10,000/12,000 tons.
- (e) Capacity for production of casting as follows :—
 - (i) cast iron 15 tons/day.
 - (ii) Steel 10 tons/day.
 - (iii) Non-ferrous 0.5 ton/day.

26. An agreement between the Shipyard and a Yugoslavia firm was signed in 1964 to start the construction of the first 10,000/12,000 ton vessel to be built in Pakistan under the guidance of Yugoslav experts. Rs. 1.50 million have been provided to continue the activities of the Shipyard.

Cement :

27. Two more kilns are being added to the existing fleet of four kilns in the Zeal Pak Cement Factory, Hyderabad at an estimated cost of Rs. 73.50 million. The capacity of each kiln will be 1,000 tons per day.

28. Preliminary arrangements for construction have been completed and the civil engineering work on the foundation etc., would start in July 1965. The agreement for the supply of plant and machinery for both the units has been finalised.

White Cement Plant, Daudkhel :

29. In order to utilize the lime studge which is a waste product of the Pak-American Fertilizer Factory, Daudkhel, a scheme has been prepared to produce 15,000 tons of white cement at an estimated cost of Rs. 7.10 million.

30. Financing arrangements have been concluded and the agreement for the supply of machinery and equipment has been signed. The explanatory borings and sub-soil investigations for the foundation of kilns has been completed.

Purchase and Balancing of Hyderabad Trust Refractory :

31. The WIPDC has sponsored a scheme costing Rs. 5.217 million for the purchase of Hyderabad Trust Refractory and machinery and tools works. This is being purchased to balance it up with additional machinery and equipment when it will produce 10,000 tons of fire bricks per annum. A public limited company in association with IDBP has been formed which will have a capital of Rs. 4.00 million. The capital will be subscribed equally by WPIDC and the IDBP. Besides the IDBP will provide foreign exchange finances for the projects. The work relating to stock taking, assessment and valuation of plant and machinery has been completed.

Coal Tar Distillation Plant, Daudkhel :

32. Crude tar is produced in the Pak-American Fertilizers Ltd., as a by-product. The Corporation has prepared a scheme which envisages the utilization of this by-product with a view to produce 750 tons of cressote oil and 500 tons of road tar/pitch. The project will cost Rs. 1.525 million. Contract for the supply of machinery and equipment has been placed.

Expansion of Penicillin Factory, Daudkhel :

33. The expansion scheme of Penicillin Factory, Daudkhel has been approved at an estimated cost of Rs. 5.16 million. The project calls for another 10 million umega units of Penicillin per year. This scheme is UNICEF aided. Subsequently, the UNICEF advanced a new line of thinking that instead of doubling the existing plant by purchasing costly and large quantity of equipment, the production could be increased by using another fermenter without large additional equipment. The money thus saved could be directed for the production of another antibiotics. This thinking is receiving the active consideration.

Heavy Engineering Complex:

34. Feasibility study for the setting up of the Heavy Mechanical Complex was made by West German Consultants. The present import of heavy machinery amounts to Rs. 1,000 million per annum and amply justifies the need for the establishment of a Heavy Mechanical Complex. WPIDC has proposed this complex at an estimated cost of Rs. 215.0 million. The proposed complex would have the capacity to handle heavy machinery weighing from 10 to 100 tons and it is expected to produce goods worth Rs. 120.0 million per annum.

35. The production programme of the Heavy mechanical complex would play a leading and important role in the supply of capital goods for the factories to be set up in Pakistan. It covers items such as, manufacture of mechanical parts of diesel and electric loco-motives, railway wagons wheels and axles, road building equipments such as road rollers, bull dozers etc., machinery for sugar mills and cement factories and equipment for fertilizers factories, refineries and petro-chemical industries, boilers and heat exchangers and machinery for chemical and food industries. The project is expected to go into initial production by 1969.

Heavy Electrical Complex:

36. The proposed heavy electrical complex is estimated to cost Rs. 113.0 million. The project envisages the production of following items :—

1. Transformers.
2. Switchgear.
3. Capacitors.
4. Motors & generators and
5. Control gears.

Feasibility Reports have been prepared by the Consultants of Japan, West Germany and United Kingdom.

Pakistan Machine Tool Factory, Karachi :

37. W.P.I.D.C. is establishing a Machine Tool Factory at Karachi at an estimated cost of Rs. 116.20 million.

38. In Pakistan, the production of machine tools of smaller and simpler type is registering a steady growth. It is time that the country under-took the manufacture of more complex machine tools so as to meet the growing requirements of the country.

39. The proposed unit will manufacture machine tools like milling machine, boring machine, grinding machine, lathe, stappers, die-casting and gear cutting machinery, etc.

40. A sum of Rs. 8.00 million has already been incurred on this project. The preliminary work is in progress. The project is expected to be in operation in 1969. Rs. 25.00 million are provided for this project for 1965-66.

Small Industries :

41. The important field of development under small industries at the moment are the small industrial estates, service and common facility centres and training-cum-production centres.

42. The small industrial estates are being established in West Pakistan which are being so developed as to make available to the private parties setting up industrial units, the estates, amenities like roads, power, water, sewerage, banks, post offices, etc. The estates are located at Gujranwala, Sialkot, Gujrat, Peshawar, Larkana, Sukkur, Bahawalpur, Quetta and Lahore, and involves a total outlay of Rs. 25.250 million. Land for all the estates have been acquired and the construction of buildings, roads and sewerage has been completed up to about 80 per cent at all the places. The industrial units for the private sector are being sanctioned for these estates.

43. The W.P.I.D.C. is setting up eight service and common facility centres for ceramic, cutlery and small tools, light engineering sports goods, textile and woollen industries, leather and footwear and metal industries. These centres are located at places such as Gujrat, Gujranwala, Nizamabad, Sialkot, Multan, Shikarpur and Karachi according to the nature of the industry developed in these areas. The main function of these centres is to conduct techno-economic survey of industry, research on problems of production management and to import training to foreman and master craftsmen for improving their technical efficiency and to provide certain facilities and service in developing factory-type industry.

44. The centres for light engineering cutlery and sports goods are being financed under IDA credit. The construction work of these centres is in progress and the machinery is being imported.

CENTRE

45. Second Five-Year Plan made a provision of Rs. 52.65 million for the Industries Development Projects of Central Administered areas. This provision includes Rs. 6.30 million for the balancing and modernisation of printing presses, Rs. 10.35 million for the development of Wah Industries and Rs. 3,600 million for the small industries development projects of Industries Division including the projects of Kashmir Affairs Division. PCSIR project, which have recently been transferred to the Industries Sector also had a provision of Rs. 65.00 million for the Second Plan period.

46. The Annual Development Programme for 1965-66 is for Rs. 54 million, Rs. 27.60 million for the Industries Division Projects, Rs. 1.80 million for the project of Kashmir Affairs Division and Rs. 24.80 million for the PCSIR projects.

47. Most of the projects taken up for inclusion in the development programme for 1965-66 are the on-going projects of the Second Plan.

Printing Presses :

48. The work on the Printing Press at Islamabad is progressing satisfactorily. Rs. 10.00 million has been provided for the import of machinery for this purpose. The project is expected to be completed by June 1966. The other Government Printing Presses at Karachi, Dacca and Rawalpindi are being modernised.

49. Rs. 3.425 million for Lahore Centre and Rs. 3.000 million for Dacca Centre have been provided in ADP 1965-66 to get going the working of these Centres. Order for machinery and equipment for PITAC Dacca have been placed. PITAC Lahore organised 6 Advanced Training Courses of 12 weeks each. A total of 795 job orders were received. Another distinctive achievement was the manufacturing of a Motor Car Assembling fixture for an Automobile Industrial Plant. In 1965-66 PITAC Dacca will start functioning and Lahore Centre will further expand its activities.

Investment Advisory Centre :

50. Government of Pakistan's contribution to this project during the year 1965-66 is Rs. 2.844 million. The Centre will continue to render the advisory services and the staff position will be further strengthened.

Swedish-Pakistan Institute of Technology, Landhi and Gujrat in West Pakistan and Kaptai in East Pakistan :

51. The Technical Institute at Karachi was established in 1962 with the aid provided by the Royal Swedish Government. Two more Institutes are being established one at Gujrat in West Pakistan and the other at Kaptai in East Pakistan. The scheme of the Institute at Gujrat has already been approved by the Government and the project is already under way and it is expected to be completed in 1967. The Institute at Karachi is providing training in the following trades :—

1. Garment Production.
2. Electrical Technology.
3. Mechanical Technology.
4. Welding (Electric & Gas).
5. Wood working.

The Institute at Kaptai is providing training in the following trades :—

1. Wood working.
2. Metal working.
3. Electrical Technology.

The construction of the building has not yet been completed. A number of trainees have, however, been taken on roll. The work on the building and the training programme will continue in 1965-66.

The proposed institute of Gujrat will have the following divisions :—

1. Industrial Mechanics.
2. Welding and Forging.
3. Foundry.
4. Fine Mechanics.
5. Electrical installation.
6. Automobile Engineering.

The construction of building is expected to be completed in 1965-66 and the first Academic year will be started.

52. The foreign exchange requirements for these projects are provided by Royal Swedish Government. The provision for the year 1965-66 for these projects is Rs. 0.355 million for Landhi Institute, Rs. 3.213 million for the Institute under construction at Gujrat and Rs. 2.920 million for the SPIT, Kaptai.

Azad Kashmir and Northern Areas :

53. During the Second Five-Year Plan Rs. 2.611 million was spent on the Industries development projects of Azad Kashmir and Northern Areas. Three on-going and 19 new projects of Azad Kashmir have been included in the Annual Development Programme 1965-66 and Rs. 1.313 million has been provided for this purpose. Similarly 2 on-going and 7 new projects of Northern Areas have also been included with a provision of Rs. 0.500 million.

P. C. S. I. R. Projects :

54. The projects of the Pakistan Council of Scientific and Industrial Research included in the development programme for 1965-66 are the on-going projects of the Second Five-Year Plan. The Third Five-Year Plan has made a provision of Rs. 125.00 million, Rs. 50.00 million for East Pakistan and Rs. 75.00 million for West Pakistan. The Council, which was established in 1953, has its laboratories at Karachi, Dacca, Rajshahi, Lahore, Peshawar comprising 21 divisions. The Council has already developed a number of new processes for optimum utilization of indigenous resources.

55. The scientific and accessory staff in the laboratories of the Council has risen to over 2,000 including around 700 in various cadres of scientific and technical personnel. Again, as a result of research carried out by the staff of the council, over 350 research papers have been published, some in foreign journals but mainly in the journal of Scientific and Industrial Research. Besides this, patent coverage has been obtained for 70 new industrial processes and 20 of these processes have been leased out to industry for commercial exploitation out of which seven have already gone into production.

FUELS AND MINERALS

56. The Annual Development Programme for Fuels and Minerals Sector for the financial year 1965-66 provides the following allocations:

							Rupees Million	
East Pakistan	4.700	
West Pakistan	0.740	
Centre	85.350	
Total							..	<u>90.790</u>

57. Most of the projects to be implemented in the year 1965-66 are the on-going projects of the Second Five-Year Plan.

58. The Second Five-Year Plan had a provision of Rs. 450 million for the Fuels and Minerals development in the Government financed sector. The table below shows the actual expenditure in the different years of the Plan.

							Rupees Million	
1960-61	30.59	
1961-62	58.73	
1962-63	56.41	
1963-64	86.65	
1964-65 (R.E.)	91.97	
Total 1960-65							..	<u>323.35</u>

59. This indicates 72% achievement in financial terms. The physical achievements in the past and envisaged for 1965-66 are given below :

EAST PAKISTAN

Survey of Peat Deposits :

60. Latest estimates of peat reserves in East Pakistan amount to over 1,000 million tons; 875 million tons in Faridpur District, 35 million tons in Sylhet District including Moulvi Bazar and over 90 million tons in Khulna and other districts.

61. A comprehensive survey scheme on peat development with an estimated cost of Rs. 8.50 million has already been approved by the Government. The scheme is underway and its activities will continue in the year 1965-66. The final results are expected to be known by the end of 1965.

WEST PAKISTAN

62. At present three main projects of WPIDC for the development of coal mines are in progress. These are :

- (i) Development of coal mines of Sor Range,
- (ii) Development of Sharigh coal mines,
- (iii) Deghari coal mines.

63. A sum of Rs. 48.851 million has been spent on these projects during the Second Plan period whereas the Plan had a provision of Rs. 70.00 million. During the Third Plan period not only their activities will be carried over but also a few more mines will be exploited. Rs. 10.60 million are expected to be spent on these three projects during 1965-70. The production of coal is expected to increase from 15 lakh tons in 1965 to 30 lakh tons in 1970.

CENTRE

Expansion of Geological Survey and U.N. Assisted Project for Accelerated investigation of Mineral Resources :

64. The work done by the Geological Survey of Pakistan is essentially directed towards the basic and applied research. It provides scientific data needed for the development of minerals, water and power resources and construction projects.

65. The construction of headquarters building at Quetta and regional office at Dacca is nearing completion and it is expected that the buildings will be occupied sometime in June 1965.

Geological investigations are as given below :—

Gondwana Coal in East Pakistan :

66. Under the U.N. Pak-Mineral survey project, the investigation for Gondwana Coal will be completed. Reserves of about 280,000,000 tons of coal have been estimated. The coal occurs roughly at depths between 2,500 to 3,500 feet from the surface. The results regarding the composition, classification, washability, cooking property and possible uses of coal, are encouraging.

67. Sub-surface exploration of Bijanpur clay during the year is likely to prove additional exploitable reserves. Evaluation of glass sand at Takerghat and Khulna in Sylhet district has been proposed. Search for glass sand in the vicinity of Balijuri will be made during the year. The extent of radio-active beach sands in the coastal areas of Chittagong division will be made. Sub-surface exploration of Gondwana coal in Gaibanda sub-division of Rangpur district has also been planned. Evaluation of limestone and other resources will be done in the northern part of Sylhet district.

68. In West Pakistan, regional geological mapping of parts of Malakand Agency, Dir, Swat and Chitral States and the northern part of Mardan districts have been undertaken. Regional mapping in Attock-Campbellpur, Rawalpindi region has also been undertaken. Parts of Chagai district, the western part of Quetta-Pishin district and the Khuzdar and Thana Bullah Khan are also to be mapped. During the year 1964-65 regional geological mapping will cover about 10,000 sq. miles of West Pakistan. The detailed investigations of Hindubagh chromite will be continued and baryte and magnesite deposits of Lasbela would be surveyed. Limestone and ferruginous limestone deposits in the vicinity of Karachi, Rawalpindi, Peshawar and Kohat would be surveyed and sampled to study their suitability for use in the manufacture of cement. The detailed investigations of the clay deposits in Swat State has been started and detailed survey of Kohala baryte deposits will be undertaken. Detailed systematic survey including drilling of salt Range, Makerwal and Khot-Sharigh-Harnai coal fields will be continued. Reports and maps of the detailed survey of Sor Range/Degari and Lakhra coal fields will be issued during the year.

69. Ground water investigations are proposed in parts of Quetta and Kalat Division, Cholistan area of Bahawalpur, Western part of Potwar and the Leiah Tehsil. The department is participating in the marine geological investigations in the Arabian Sea and the Bay of Bengal organised by the International Indian Ocean Expedition.

70. Drilling is proposed to be undertaken in the Salt Range and Makerwal for coal deposits, in the Zindapir area for stratigraphic information and in the Indus plain and Kachhi plain for ground water.

71. Geochemical prospecting for phosphate is being carried out in Nizampur—Campbellpur area and in the foot hills of Sulaman range. Geochemical prospecting for copper and metal in Tortangi area of Hindubagh and for soluble salts in Chagai district and Nagarparkar area of Tharparkar District is also proposed during the year.

72. Mineralogical studies of Laterites of West Pakistan and heavy minerals and sand samples collected from the northern areas will be completed. The silica sand deposits of Zawar Khan near Quetta will be undertaken. Study of radio active minerals in samples from Rakhimunh, Cox's Bazar and from the Indus and Hunza rivers will be completed.

73. The primary objective during the Third Five-Year Plan is to consolidate the expansion that has been made during the Second Five-Year Plan period, so that these facilities and the personnel are effectively used for raising the quantum and the standard of fundamental and applied research work carried out by the organization. During the year 1965-66 the activities of GSP will be continued and for this purpose Rs. 6.506 million are provided.

Oil & Gas Prospecting :

74. Various oil companies prospecting in Pakistan carried out Geological & Geophysical surveys in their respective areas and drilled 23 wells, in both East & West Pakistan during the Second Five-

Year Plan. The Government's contribution and the investment made by the oil companies during the 2nd Five-Year Plan is as given below :

					(Rs. Million)		
					Govt. Contribution	Investment by Oil Companies	Total
1960-61	7.461	31.147	38.608
1961-62	9.536	28.225	37.761
1962-63	5.007	18.113	23.118
1963-64	8.327	17.178	26.045
1964-65 (R. E.)	10.515
					40.846

75. No new oil discoveries were, however, reported during this period. The total reserves of Natural Gas so far discovered in East & West Pakistan now aggregates to 3.92 & 14 million million cubic feet respectively.

76. In West Pakistan, the scheme to extend the existing Sui-Multan Gas Transmission line to the Northern areas of Lyallpur, Lahore, Gharibwal, and Rawalpindi has been approved by the Government. A new company namely the Sui-Northern Gas Pipeline Limited was established on 1st January 1964 to take up the extension of gas pipelines to northern areas of West Pakistan. The construction of pipelines started in December 1964 is expected to be completed by April 1966.

Development of Oil & Gas Resources—Russian Aided Project :

77. This Russian-aided project was started in 1961-62. The primary objective of this project is to find petroleum oil in the country. Deep drilling has been started in East & West Pakistan : one well at Tut district Campbellpur in West Pakistan and one at Jaldi in East Pakistan is being drilled. Two more wells one in each wing will be drilled at a later stage. Machinery, equipment and technical know-how is being supplied by the Govt. of U.S.S.R. The period of credit, supplied by the Govt. of U.S.S.R. is being extended. Rs. 65.677 million are provided in A. D. P. 1965-66 to intensify the work of Oil & Gas Development Corporation.

Titas-Dacca Gas Transmission & Distribution Project :

78. In East Pakistan plans to develop Titas Gas Field which is nearer Dacca have been finalised and the construction of gas transmission line from Titas to Dacca & Narayanganj is expected to commence in 1964-65. A public limited company namely Titas Gas Transmission and Distribution Company with EPIDC holding 90% of the shares has been established to carry out this work. The construction of Titas Gas Pipeline is expected to be completed by 1966-67. Pipeline for this purpose has been acquired.

Transmission facilities for supply of gas to Chittagong are also included in the Third Plan.

College of Mineral Technology and Mining Training Institute :

79. The proposed College of Mineral Technology is to be developed as a complete and integrated Centre for academic Training and research and for offering consultation to the Government and mineral industries throughout Pakistan. Academic training is to be offered in four major divisions of mineral industry, viz., Mining Geology, Mining Engineering, Metallurgy and Fuel Technology and Petroleum gas Engineering.

80. The project was originally approved by ECC in 1962, at an estimated cost of Rs. 10.4 million. Now this has been revised and will cost Rs. 15.942 million, including Rs. 1.825 million in foreign exchange.

81. Land has already been purchased, preliminary survey done and the construction work has been started by the Pak. P. W. D.

TRANSPORT AND COMMUNICATIONS

An allocation of Rs. 993.36 million for the annual development programme of the Transport and Communications Sector during 1965-66 has been made. The programme for East Pakistan is Rs. 302.53 million, for West Pakistan Rs. 393.94 million and for Centre Rs. 296.894 million. The physical targets envisaged during the year 1965-66 and achievements made during 1964-65 are briefly given below :

EAST PAKISTAN

Railway :

2. Out of Rs. 940 million allocated for the rehabilitation, modernization and expansion of facilities of Pakistan Eastern Railway during the Third Five Year Plan period, a provision of Rs. 147.6 million has been made for the year 1965-66.

3. Work on the Dacca realignment project; Bholaganj-Chattak ropeway; Narsingdi-Madanganj railway; Kurigram-Chilmari railway; doubling of track between Dacca and Chittagong; constructions of Faridpur-Barisal Railway extension; construction of Ruhea-Pochagarh Railway; and conversion of Rupsa-Bagerhat Section from N. G. to B-G. has been progressing satisfactorily and is expected to continue during the year 1965-66. Construction of new railway lines on Khulna-Mongla; Dacca-Aricha, Nagarbari-Ishurdi; Fauzdarhat-Sholasahar; Rahanpur-Santahar and Kurigram-Bhurimgamari will be taken up during 1965-66. Work on some smaller bridges has been undertaken during 1964-65 and it is proposed to take up work on some major bridges during the year 1965-66.

4. Procurement of rolling stock, renewal of tracks and work on Engineering and Structural works will continue during the year 1965-66.

Roads :

5. A sum of Rs. 131.4 million was provided for the construction and improvement of 225 miles of roads and 10,000 rft of drainage crossings during the year 1964-65.

6. The Third Five-Year Plan has allocated Rs. 1,100 million for roads in East Pakistan, out of which Rs. 128.50 million has been provided for the year 1965-66. In physical terms, it is expected that about 130 miles of roads and about 12,000 rft of drainage crossing will be constructed and/or improved during 1965-66. Work will be in progress on the important on-going projects like Dacca-Sarail section of the Dacca-Sylhet road, Dacca-Chittagong-cum-Narayanganj road and Dacca-Joydebpur-Aricha road. Among the major new road works to be taken up during the year will be those of Ilasha-Bhola-Charmedras road, Mymensingh border road, Joydebpur-Baluka-Mymensingh road, Rahanpur-Shibganj-Nawabgunj road, Sylhet-Sunamganj road, road from Khulna-Jessore road to Goalando *via* Mohdpur with a link to Magura etc. Besides, works on replacement, upgrading and construction of bridges; facilities for road research; and training facilities for the technical personnel will be undertaken during 1965-66.

Inland Water Transport :

7. In the last year of the Second Five Year Plan, a sum of Rs. 40 million was provided for the development of inland water transport in the semi-public sector. It envisaged provision of river conservancy; aids to navigation; dredging of navigable channels; procurement of craft and equipment; improvement of waterways from Narayanganj to Chalna and other small channels; modern terminal facilities for passengers and cargo at Dacca, Narayanganj, Chandpur, Barisal and Khulna; launch landing stations; hydrographic surveys; seven more ferry services; "Dacca Chain Radio" communication facilities; landing stages at the cyclone affected coastal islands; workshop facilities etc. In addition, to ensure proper transportation facilities between the mainland and the off-shore islands under the aegis of the East Pakistan Shipping Corporation arrangements have been made to acquire 4 river-cum-sea going vessels, 4 LCT's and 10MOTs.

8. In the Third Plan, an allocation of Rs. 310 million has been made for the development of Inland Water Transport in the public sector. For the on-going schemes and the new schemes to be taken up during the year 1965-66, Rs. 34.90 million has been provided. The on-going schemes likely to be completed during the year 1965-66 include development of inland river ports—Dacca, Narayanganj, Chandpur, Barisal and Khulna (Phase I); Dacca chain Radio location; 50 launch landing stages; feasibility study for the Third Five-Year Plan; pilot project for mechanisation of rural water transport; acquisition of vessels by the East Pakistan Shipping Corporation for inter-island communications. New schemes to be started during 1965-66 include development of inland river ports (Phase III), development of secondary inland river ports, provision of launch landing stations; aids to navigation (Phase II); dredging of navigable channels; dredger units; research centre for craft design and Motive power; training centre for masters and Sukanis.

Road Transport Corporation :

9. The Third Plan has allocated Rs. 70 million for the East Pakistan Road Transport Corporation, out of which Rs. 47 million will be contributed by the Government.

10. During 1964-65, Rs. 2.5 million was allocated for taking up preliminary works for expansion and modernisation of transport services in the cities of Dacca and Chittagong and their suburbs. A sum of Rs. 9.0 million has been allocated during 1965-66, for the E. P. R. T. C. to start a scheme costing Rs. 40.7 million.

11. It is expected that 10 double decker and 120 single decker buses, 2 break down vehicles, and 3 inspection vehicles will be procured during the year. In addition, maintenance workshops and training facilities will also be provided.

WEST PAKISTAN**Railway :**

12. Out of the total allocation of Rs. 1,370 million made for the development of Pakistan Western Railway in the Third Five Year Plan a sum of Rs. 265.007 has been provided for 1965-66 in comparison to Rs. 250 million provided in 1964-65. In physical terms, it is expected that 281 carriages and 1053 wagons will be delivered during 1965-66 in comparison to 125 carriages and 1005 wagons delivered during 1964-65. Besides, orders will be placed for 20 locomotives and material for wagon components and procurement of rolling stock, renewal of track and work of engineering and structural works will be continued during 1965-66.

Roads :

13. An allocation of Rs. 900 million has been made for Roads in West Pakistan in the Third Five Year Plan. For the year 1965-66, a provision of Rs. 129.9 million for roads in West Pakistan has been made in comparison to Rs. 119.008 million during 1964-65.

14. Construction of about 200 miles of new roads and improvement of about 197 miles of existing roads was completed during the year 1964-65. During 1965-66 construction of about 100 miles of new roads and improvement of about 400 miles of existing roads will be completed.

CENTRE**Chalna Port :**

15. The development of Chalna Anchorage at the site has been in progress during 1964-65 for providing temporary cargo handling facilities at the cost of Rs. 11.284 million. It was anticipated that with this amount crafts and equipments would be procured. Negotiations have been made with the foreign suppliers for the crafts and equipments and aid has been contracted for these. For acquiring the crafts and equipments, it has been necessary to revise the total cost of the scheme upwards to Rs. 32.76 million. A sum of Rs. 11.00 million has been provided for this scheme during the year 1965-66.

16. On the completion of a feasibility report of a permanent port by foreign consultants the site has been selected and a scheme costing Rs. 210.0 million for Phase I has been prepared. Rs. 2.6 million has been provided for this scheme during 1965-66 with a view to start the preliminary works.

Roads In Azad Kashmir And Northern Areas :

17. An allocation of Rs. 60 million has been made for roads in Azad Kashmir and Northern Areas in the Third Plan. Out of this a provision of Rs. 7 million has been made for the year 1965-66. In physical terms, about 12 miles of black top roads, 20 miles of all weather roads, 25 miles of jeepable roads and 20 miles of pony tracks will be completed during the year 1965-66. It includes some work of construction of suspension bridges and other major bridges.

Tourism :

18. An allocation of Rs. 30 million has been made for the development of Tourism during the Third Plan period in the public sector. During the year 1965-66, Rs. 6.0 million has been provided as against Rs. 4.3 million estimated to have been utilised during 1964-65. Organisation, publicity and development schemes will receive Rs. 1.50 million, Rs. 1.50 million and Rs. 3.00 million respectively. Work on the skiing resort at Malam Jaba is expected to start during the year 1965-66.

Civil Aviation :

19. The development programme of the Civil Aviation Department during the year 1964-65 continued to be hampered by the shortage of foreign exchange resources. However, considerable progress was made in the establishment of an airway linking Karachi, Tehran and Ankara; construction of new aerodromes at Hyderabad and Punjgur and in the acquisition of land for the main

airports at Dacca, Lahore and Rawalpindi. A project for a new air terminal at Karachi was formulated. Construction of new airstrips at Mohenjo-daro, D. I. Khan and Turbat were started. In addition, a new airport at Khulna and small civil air terminals at Peshawar and Quetta were planned along with various improvements at the other existing aerodromes including Nawabshah, Chitral, Gilgit and Skardu. The Pakistan International Airlines made further headway both in the domestic and international services. A sixth flight to London and a second flight on China was introduced. In East Pakistan, helicopter services were consolidated and made available to almost all the district headquarters. In West Pakistan, Mangla was linked with the air network and a direct service was introduced between Karachi and Rawalpindi. PIA have ordered three Trident medium haul jet aircraft. One additional Boeing 720-B and two additional Fokker Friendship of which the additional Boeing 720-B has already arrived are expected to be delivered by the end of 1965. Studies for the formation of a joint airlines of RCD countries have been undertaken.

20. During 1965-66, progress of the on-going schemes including Karachi, Lahore, Rawalpindi, Dacca and Khulna airports will be expedited. New schemes include (i) Establishment of basic aerodrome facilities for Saidu Sharif, Pasni, Khuzdar and Sukkur, (ii) Improvement of aerodrome facilities at Chitral, Comilla and Sylhet and, (iii) Construction of a new jet runway and other associated facilities at Chittagong. A gross allocation of Rs. 70 million with the net expenditure of Rs. 65 million has been proposed for the purpose. To augment PIA fleet, the acquisition of six small aircraft for local/feeder services is proposed. PIA's expenditure on the acquisition of aircraft (inclusive of that on trident and F.27 aircraft already on order) and on the other projects is likely to be Rs. 98.17 million.

Post Offices :

21. The Pakistan Post Office Department has been achieving continuous progress in the improvement and expansion of postal facilities both in East and West Pakistan. Some 1,221 new post offices were opened during the first four years of the Second Plan and the number will have gone up to 1,500 during 1960-65 as against the Plan target of 1,300 new post offices.

22. The programme for the postal facilities during 1965-66 includes opening of some 400 new post offices, construction and reconstruction of postal buildings and limited mechanisation of the postal services. A gross allocation of Rs. 10.5 million with a net expenditure of Rs. 8.45 million has been made for the postal services for 1965-66.

Telegraphs and Telephones :

23. The Telegraphs and Telephones programme for 1964-65 has, by and large, moved forward as planned and the physical targets are expected to be achieved almost fully. About 20,000 additional telephones will have been provided in 1964/65 bringing the total number of telephones installed in 1960-65 to about 51,000 against the plan target of 45,700. During the year the installation of a carrier-on-coaxial cable system between Sargodha and Multan as also between Sargodha and Rawalpindi was completed and Subscriber Trunk Dialling (STD) has been introduced between Lahore and Rawalpindi, Lahore-Multan and Lyallpur-Multan. The installation of the microwave link between Karachi, Tehran and Ankara has been completed. The scheme for the carrier-on-cable system between Hyderabad and Multan is nearing completion. The preliminaries for the execution of the wireless schemes for additional HF communications between East and West Pakistan have been settled. The establishment of a direct radio telephone and telegraph link between Dacca and Khatmandu is nearing completion. High quality trunk circuits have been provided between Quetta and Kandahar (Afghanistan) and PE-Kabul (Afghanistan).

24. The programme for 1965/66 will be a continuation of the on-going projects such as those for (a) Establishment of a telephone cable factory (b) Expansion of the Haripur telephone factory (c) Expansion of telephone system (d) Expansion of telegraph facilities within both East and West Pakistan, (e) Installation of a micro-wave link between Chittagong, Dacca and Khulna. The new projects include the establishment of three regional telecommunication training schools, streamlining of telegraph stores, enlargement of the capacity of telegraph workshops, laying of a co-axial cable between Rawalpindi and Peshawar and accommodation for Telegraph and Telephone Department in Islamabad. Some 22,000 additional telephones are likely to be provided. A gross allocation of Rs. 155 million with a net expenditure of Rs. 13.57 million has been made for the year 1965/66.

Broadcasting :

25. The Second Plan development programme of Broadcasting is making progress as scheduled. During 1964/65 a 100 KW mediumwave transmitter has been installed at Lahore. The installation of two 100 KW shortwave transmitters and one 10 KW shortwave transmitter at Islamabad is nearing completion. Similarly the installation of a 100 KW shortwave transmitter at Dacca is being progressed. A 10 KW mediumwave transmitter is in an advanced stage of installation at Rangpur.

26. Broadcasting Houses at Chittagong, Rajshahi, Quetta and Lahore have been established. More office accommodation at Radio Station, Sylhet has been provided.

27. The programme for 1965/66 includes the completion of ongoing schemes at Islamabad and Dacca and the initiation of new schemes comprising two 250 KW shortwave transmitters at Islamabad, 10 KW mediumwave transmitter at Khulna and Sukkur, and 100 KW mediumwave transmitter each at Multan and Hyderabad. Considerable progress is expected to be made in the construction of Broadcasting House at Islamabad. Preliminary steps for setting up a Broadcasting House at Multan will be initiated. Self-contained units of Transcription Services at Lahore and Dacca are proposed to be set up. A Central Stores Depot will be established at Chittagong. Along with the transmitters, Receiving Centres are necessary for the relay of news and national programmes from Karachi. Receiving Centres will be built in Chittagong, Rajshahi and Hyderabad during the next year. The Technical Training School will be provided with more equipment.

28. Modern type equipment will be ordered for installation at stations for high quality broadcasts and to increase the mobility of operations by providing adequate tape recording and -improvement in other O.B. facilities and to modernise existing transmitting, studio and receiving facilities.

29. Work connected with the establishment of a residential colony for the operational staff at H.P.T. Islamabad will be taken in hand.

30. A provision of Rs. 15.0 million has been made for 1965/66.

Television :

31. During 1964/65 two pilot stations have been set up at Lahore and Dacca. The proposed Television Corporation is likely to be set up shortly to develop the television facilities in the country. A provision of Rs. 4.7 million has been made for 1965-66 for Television Training Institute.

PHYSICAL PLANNING AND HOUSING

An allocation of Rs. 479.24 million has been made for the Annual Development Programme of Physical Planning and Housing Sector for the year 1965-66. The programme of East Pakistan is Rs. 151.80 million, West Pakistan Rs. 162.44 million and Centre Rs. 164.997 million. The Physical achievements during the 1st four years of the Second Plan, the targets for 1964-65 and achievements in relation to the Second Plan targets together with the proposed targets for the first year of the Third Plan are as under :—

EAST PAKISTAN

1. Basic Development Projects :

2. Some Progress has been achieved in this sub-sector with certain improvement of administrative organisation, preparation of town plans, initiation of building research at Dacca and establishment of the Department of Architecture at Dacca. During 1964-65 the work on these projects continued and 3 town plans of Dacca, Chittagong and interim Plan for Khulna were completed. Two Building Trade Schools will also be completed.

Public Houses :

3. The Second Plan Target was to develop 1,00,000 units of residential plots, 42,500 plots were developed upto 1963-64 and the target for 1964-65 was that another 10,000 plots will be developed. The Provincial Government has yet to supply information about the number of plots developed during 1964-65.

Water Supply, Sewerage and Drainages :

4. In rural areas 1,28,000 tube wells were sunk by 1963-64 and 20,000 tube wells were to be drilled during 1964-65. This target of 20,000 tube wells has nearly been achieved and by the end of the Second Plan 1,48,000 tube wells will be drilled against the 2nd Plan target of 1,00,000 tube wells.

5. Urban Water supply schemes were taken up in 30 cities. The work on these schemes is progressing but is likely to be carried over to the Third Plan. The Work of comprehensive water supply, sewerage schemes of Dacca and Chittagong was taken up during 1962-63, the progress in this respect is rather slow and the scheme will be carried over to the Third Plan for completion.

Government Offices Buildings and Government Servants' Housing :

6. A modest provision was made in the 2nd Plan to meet the essential needs of this sector. The work on this sub-sector has progressed satisfactorily. About 1,000 units of houses and plots have been completed upto 1963-64, work on 39 minor office building was also completed during the period.

Proposed Targets :

7. The proposed targets for the first year of the Third Plan are given in the table below :

Sub-sector	Proposed target for Third Plan	Targets for 1965-66 as % of Third Plan targets
1	2	3
Basic Development :		
Department for Physical Planning and Housing	1	30%
Industrial Workers Housing Corporation	1	10%
Savings and Loans Association	1	25%
Building and Housing Research Centre	1	10%
Building Trade Schools	4	10%
Experimental Factories for partially prefabricated houses	1	10%
Regional Development Plans	3	10%
Urban Development Plan Master Plan	10	20%
Outline Plan (including Village Plans)	20	10%

Sub-sector	Proposed target for Third Plan	Target for 1965-66 as % of Third Plan target
1	2	3
New Towns :		
Planning New Towns	3	15%
Planned Villages	60,000	10%
Housing :		
Urban Land Development (Plots) Public and Private Sectors	1,50,000	10%
Houses :		
Urban (Public and Private Sector)	1,32,500	15%
Rural	7,00,000	10%
Community Service and Utilities :		
Community Parks and Recreation areas	50	5%
Urban Water Supply Sewerage and Drainage	25 cities	20%
Rural Water Supply (Tube Wells)	2,00,000	15%
Pilot Project for Rural Latrines and Sanitation	1,200 Villages	10%
Comprehensive Water Supply Chittagong, Dacca	2	15%

WEST PAKISTAN

1. Basic Development Projects :

8. Some progress has been achieved in this sub-sector with certain improvement in administrative organisation. Against the 2nd Plan targets for preparing 12 Master Plans, work on 4 Master Plans of Lahore, Lyallpur, Hyderabad and Peshawar was taken in hand. These Master Plans were expected to be completed during 1964-65 and initial work of the Master Plan of Multan was started during the period. Due to some unavoidable delays the Master Plans of Lahore, Lyallpur, Peshawar and Hyderabad could not be completed and it is now expected that these will be completed during the 1st year of the 3rd Plan. In addition, some progress has been made for setting up a Housing and Building Research Centre at Lahore which work will also be carried over to the 3rd Plan.

2. Public Housing :

9. Out of the Second Plan target of 2,00,000 plots to be developed, 52,500 plots were developed up to 1963-64 and another 10,000 plots were estimated to be developed during 1964-65. This target for 1964-65 is expected to be achieved by the end of 1964-65. Thus a total of 62,500 plots will be developed in the 2nd Plan. Six Satellite town schemes will be completed by the end of 1964-65 as proposed.

3. Community Services and Facilities :

10. In the development of rural water supply and sanitation facilities 104 schemes were in progress and these will be completed during 1964-65 in addition to 103 new schemes taken up during the same period. Out of the 32 urban water supply schemes taken up during 1963-64 and 4 new schemes taken up in 1964-65, 17 schemes will be completed by the end of the 2nd Plan period. 14 Sewerage schemes were also taken up during 1964-65 and envisaged to be completed in the same period but these will now be carried over and completed in the 3rd Plan. The 1st phase of the Comprehensive Water supply and sewerage scheme of Karachi was taken up and will be completed by the end of 1964-65.

4. Government Offices, Buildings and Government Servants' Housing :

11. A modest provision was made in the 2nd Plan to meet the essential needs of this sub-sector. 41 minor schemes were completed by 1963-64 and 52 schemes were taken up during 1964-65. Although no information is available it is expected that most of these minor schemes will be completed by the end of 1964-65.

Proposed Targets :

12. The proposed targets for the first year of the Third Plan are given in the table below :

Sub-sector	Proposed targets for Third Plan	Targets for 1965-66 as % of Third Plan Targets
1	2	3
Basic Development :		
Building and Housing Research Centre	1	10%
Rest and Recreation Centres for low income families	3	10%
Urban Development Plans Master Plans	16	12%
Outline Plans (including Village Plans)	40	15%
New Towns :		
Plan New Towns	3	5%
Housing :		
Urban Land Development Plots (Public and Private Sectors)	2,00,000	10%
Houses :		
(Public and Private Sectors) :		
Urban	1,60,000	12%
Rural	3,00,000	15%
Community Services and Utilities :		
Urban Water Supply and Sewerage and Drainage	35 Cities	15%
Rural Water Supply	200 Villages	20%

CENTRE**I. Basic Development :**

13. During 1965-66 a survey of housing conditions in urban areas will be initiated by the C.S.O. which will provide essential data on investment (in financial and physical terms) with regard to private residential structures built during the 2nd Five-Year Plan for assessment of targets fixed in the Private Housing Sector of 3rd Five-Year Plan.

II. Islamabad Project :

14. During the year 1964-65, work on the following schemes was carried out :—

1. Construction of houses phase I & II ;
2. Completion of Pakistan Houses ;
3. Construction of Secretariat Buildings Phase I & II
4. Construction of roads and highways ;
5. Water supply, sewerage and drainage, and
6. Landscaping.

15. The progress on these schemes has been quite satisfactory. The Pakistan House & Houses Phase I were completed during 1964-65 and also Bulk Water Supply scheme was taken in hand so as to meet the increasing demand of Water supply for the Capital. During the year 1965-66 it is envisaged that houses phase II and Secretariat Building phase I & II will be completed whereas 50% work on distribution system of Bulk Water Supply will be completed. Construction of hostel for Government Servants is also expected to be started which will have an accommodation for 138 suites out of which 108 will be single room and 30 will be two rooms having kitchen facilities.

III. Second Capital at Dacca :

16. During 1964-65 the Master Plan for the entire 2nd Capital Project was completed. Detailed architectural and structural designing of important buildings of 2nd Capital were also taken in hand.

17. The development of the area, construction of National Assembly Building, Ministers' Hostel, Secretaries Hostel and National Assembly Staff quarters were also taken in hand. All the schemes which were initiated during the year 1964-65 will continue during the year 1965-66 and it is expected that about 30% of the work on all these schemes will be completed.

IV. Public Servants Housing :

18. The schemes of Public Servants Housing at Dacca and Chittagong were nearly completed during 1964-65 and also a number of other small ancillary schemes were carried out at Rawalpindi. During 1965-66 it is proposed to prepare comprehensive housing schemes to meet the acute shortage of Government Servants Housing, especially for the low-income people at Dacca, Chittagong, Rawalpindi, Lahore and Quetta.

V. Government Offices and Buildings :

19. During 1964-65 office buildings for Income Tax Departments at Karachi, Lahore and Rawalpindi were initiated. Also a number of other small ancillary schemes for providing temporary office accommodation at Dacca and Rawalpindi were completed. During 1965-66 Pakistan Secretariat Phase II at Dacca will be taken in hand and also schemes to meet the most essential and urgent needs of office buildings at Lahore, Quetta, Chittagong, Khulna and Dacca will be prepared.

EDUCATION AND TRAINING :

The proposed allocation for the Annual Development Programme of Education and Training Sector for 1965-66 is Rs. 334.39 million. East Pakistan's Programme is Rs. 147.42 million, West Pakistan Programme Rs. 169.05 million and Centre Rs. 17.92 million. A brief review of the performance in 1964-65 and proposed physical achievements during 1965-66 is given below :

EAST PAKISTAN

2. The proposed Annual Development Programme of East Pakistan provides Rs. 147.42 million for meeting the development cost of programmes under the sector Education and Training. Out of this allocation Rs. 120.08 million has been earmarked for meeting the costs of on-going projects which are being carried over from the Second to the Third Five-Year Plan, and Rs. 27.34 million have been allocated to the new projects out of those proposed to be undertaken under the Third Plan.
3. The proposed Annual Development Programme provides funds for the improvement and development of 834 existing primary schools and opening of 150 new ones. Under secondary education the proposed programme includes completion of the development programme in respect of 347 high schools, 21 pilot secondary schools and 2 government and 5 non-government intermediate colleges. 7 new government high schools will be started in congested town areas, 10 high schools will be provincialised, development work in respect of 400 secondary schools under the supplementary scheme will be completed, additional class rooms and hostels will be constructed at collegiate school, and Qamrunnisa Girls' High School at Dacca. Construction of class rooms and hostels will be undertaken at the 3 cadet colleges being established in the Province and at East Pakistan Cadet college, Fauzdarhat, Chittagong. Work will be started on the construction of buildings of 6 residential model schools, teaching of scientific subjects will be introduced in 100 high schools, craft courses will be introduced in 6 secondary schools, additional grant-in-aid will be awarded to 20 primary and 40 secondary schools for the introduction of agricultural courses and for the introduction of religious education for Muslim pupils in Missionary schools. Work will also be started on new projects for the development of 400 non-government secondary schools, establishment of 4 intermediate science colleges, development of 4 selected colleges to introduce honours courses and improvement of boy scouts and girl guides associations and development of games and development of college of physical education.
4. Under teacher education the proposed programme provides for the completion of development work in respect of four existing teacher training colleges, junior training colleges at Dacca and Chittagong and 27 primary training institutes. Teacher training college at Comilla and Education Extension Centre at Dacca will be provided furniture and equipment, and work will be continued in respect of the construction of buildings of 20 new primary training institutes, supplementary scheme for the establishment of a junior training college at Mymensingh and establishment of a new teacher training college at Khulna. Development work in respect of the Teacher Training College, Rajshahi will be carried further and the emergency training programme of science teachers and the programme of strengthening the teaching of English in East Pakistan will be continued.
5. The programme of technical education under D.P.I. includes construction of buildings for staff quarters and purchase of furniture and equipment for 3 technical high schools, completion of the programme of adding technical sections to town Govt. high schools at Chittagong and Khulna and establishment of training centres for teachers of vocational subjects.
6. The programme under the Directorate of Technical Education provides for carrying further work in respect of Engineering College at Rajshahi, Polytechnic Institute at Chittagong, Technical Institutes at Comilla, Dinajpur, Faridpur, Feni, Jessore, Kushtia, Mymensingh and Rajshahi, technical education college, and expansion programme of Polytechnic Institute and Graphic Arts Institute at Dacca. Preliminary work including development of land, preparation of plans and construction of buildings will be undertaken in respect of Engineering colleges at Chittagong and Khulna, polytechnic institutes at Khulna and Narayanganj and in respect of expansion of technical institute at Bogra, Barisal, Pabna, Rangpur and Sylhet into polytechnic institutes. Work in respect of establishment of 25 vocational schools, introduction of trade courses in technical institutes at Barisal, Bogra, Pabna, Rangpur and Sylhet and development of 13 commercial institutes will be completed, and work will be initiated in respect of the projects for the establishment of a vocational school at Chittagong Hill Tracts, and Commercial Institute at Dacca.
7. The proposed programme under College Education provides for completing the buildings of 5 Government Degree Colleges and 23 non-Government degree colleges and for purchase of furniture for them. Equipment and furniture will be provided to the College of Home Economics ; work will be completed on construction of hostels to be attached to 15 district colleges and work on construction of buildings and purchase of equipment in respect of the development of Chittagong government College into a semi-residential college will be completed.
8. The programme of universities includes provision of funds for Jahangirnagar University, Chittagong University, Dacca University, Rajshahi University and East Pakistan University of Engineering and Technology.

9. Provision of funds has also been made for continuing the existing programme of scholarships and awarding new scholarships at all levels, for foreign training of teachers and for supplementary scholarships. The proposed programme also provides funds for the construction of buildings and purchase of furniture and books for the public libraries at Chittagong and Khulna, construction of buildings for central public library, institute of graphic arts, 5 sports stadia, compilation of a Bengali dictionary and collection of folk literature, songs, tales, etc. During the year land will be acquired for the establishment of a museum and work will be initiated on the construction of buildings.

WEST PAKISTAN

10. The Annual Development Programme for the year 1964-65 proposed a developmental expenditure of Rs. 133.22 million for educational projects (excluding Agricultural University and Agricultural Colleges). Against this, the revised estimate of developmental expenditure on these projects is Rs. 121.65 million which constitutes 91 per cent of the budgeted expenditure. While no precise information in respect of performance in physical terms is available, it is clear that the physical performance will be of the same magnitude. A comparative study of the expenditures as budgeted originally and the revised estimates now available in respect of individual items shows that physical progress in respect of the majority of items under each sub-sector of education has been quite satisfactory. The budgeted expenditures under the sectors of primary education, universities and scholarships have been fully utilized. Whereas the overall expenditures under the sub-sectors of secondary education, teacher education and technical education indicate some shortfall in financial terms, the progress in physical terms has been satisfactory in general, except in the case of a few projects, under these three sub-sectors, which made slow progress.

11. The proposed Annual Development Programme of West Pakistan provides Rs. 169.05 million for meeting the cost of developmental projects of education and training during the year 1965-66. This amount includes Rs. 4.5 million for Agricultural University, Lyallpur, and Rs. 1.0 million for Agriculture College, Peshawar. The allocation for educational programmes excluding that for Agricultural Institutions, therefore, works out to Rs. 169.69 million. Out of this amount Rs. 58.92 million have been allocated to the on-going projects which will be carried over from the Second to the Third Plan and Rs. 110.77 million have been earmarked for meeting the developmental cost of new projects proposed to be started during the first year of the Third Plan.

12. In physical terms the proposed Annual Development Programme for 1965-66 is intended to accomplish the following :—

On-going Programmes :

13. The construction of buildings of primary schools at Karachi and Islamabad will be completed. Remaining works in respect of upgrading middle schools to high schools, construction of workshops at high schools, opening of double section high schools, introduction of industrial arts in middle schools, construction of additional class rooms in Government high schools, establishment of 5 secondary schools at Islamabad, opening of two model high schools at Lahore, and construction of hostels at Government high schools will be completed and the project for the establishment of a cadet college at Kohat will be continued. Under teacher education, the projects for the opening of 15 normal schools, improvement and opening of teachers training colleges and establishment of regional education extension service centres and centres for in-service training of teachers of primary and middle schools will be completed. The programme of the polytechnics at Rawalpindi, Khairpur, Bahawalpur, Multan, Lahore, Sialkot and Hyderabad will be completed. The projects for the establishment of six polytechnics in West Pakistan and programmes for the establishment of the engineering college at Hyderabad and development of the N.E.D. Engineering College, Karachi, Engineering College, Peshawar and West Pakistan University of Engineering and Technology, Lahore will be carried further with accelerated pace. Under college education, the projects for the establishment of higher secondary schools in West Pakistan (including Islamabad) will be completed; work on the construction of building of Government Commerce College, Karachi, Government Colleges at Lyallpur, Rawalpindi, Sialkot, and hostels at various government colleges, will be continued. Construction of building of government degree college at Islamabad will be carried further and equipment provided. Projects of the procurement of scientific equipment and purchase of library books for the University of the Punjab will be completed. Provision of funds has also been made for the improvement of Central Museum, Lahore; completion of building of Directorate of Education, Hyderabad Region, for minor works relating to various educational institutions and for completing on-going educational schemes of Frontier Regions and Merged Areas.

New Programme :

14. The proposed programme provides for the opening of 1,000 new primary schools, improvement of 4,000 existing primary schools, upgrading of 300 primary schools to the middle status and introduction of industrial arts courses in 400 middle schools. For effecting improvement in the quality of secondary education the proposed programme includes construction of 100 additional class rooms at Government high schools and 60 additional class rooms at non-Government

high schools ; construction of art/drawing rooms at 20 Government and 20 non-Government high schools ; provision of scientific equipment at 100 Government and 100 non-Government high schools, provision of libraries at 20 Government and 20 non-Government high schools, construction of new buildings for 3 existing Government high schools ; improvement of provincialized high schools, acquirement of evacuee buildings and their renovation and alteration for accommodating existing high schools and construction of hostels at Government high schools. Under the programme of introduction of diversified courses, technical courses will be introduced at 10 Government and 5 non-Government schools, home economics courses at 10 Government and 5 non-Government schools and commercial agricultural courses at 5 Government and 5 non-Government high schools. Work will be started on the construction of 10 Government high schools grants-in-aid will be awarded for opening 5 non-Govt. high schools, and 10 Govt. and 5 non-Govt. middle schools will be upgraded to the high status. Out of the 40 comprehensive schools proposed to be opened during the Third Plan period work will be started on 25 schools. Provision of funds has also been made for the improvement of Lawrence College, Ghora Gali, Cadet College, Hasan Abdal, Sadiq Public School, Bahawalpur, construction of residences for Headmistresses and other teaching staff of girls schools, construction of 4 secondary schools at Islamabad and for providing play-grounds and gymnasia in schools.

15. Under teacher education, the programme provides for the consolidation of 10 existing normal schools, addition of research units at one training college and three normal schools, expansion of Technical Teachers' College at Lyallpur, and training colleges for teachers of women's vocational schools. Work will be started on the establishment of 3 new normal schools, two new training colleges for secondary teachers and one college for the training of teachers of polytechnics. Facilities for the training of teachers of vocational subjects will be developed, Educational Equipment Assistance Centre, Lahore, will be expanded and the Education Extension Centre, Lahore, will be provided with a hostel.

16. Under technical education projects for the expansion of existing polytechnics and for the establishment of an Institute of Industrial Design at Karachi, and an Institute of Printing and Graphic Arts and women's polytechnic at Lahore will be started. Funds have also been provided for the construction of buildings and provision of equipment at 2 commercial institutes, reorganization of 4 existing industrial centres and for starting work on the establishment of new vocational institutes for boys and girls. Work will also be initiated on the establishment of a new engineering college/institute of advanced technology and science at Multan and grants-in-aid will be provided for the development of existing private technical institutes and vocational schools.

17. Under College education the proposed programme provides for the introduction of science courses at 2 degree and 3 Government intermediate colleges, addition of B.Sc. courses at 2 Government intermediate colleges, grants-in-aid for the introduction of science courses at 4 intermediate and 4 degree colleges, improvement of libraries at 6 degree and 3 Government intermediate and 9 non-Government colleges, provision of scientific equipments at 8 Intermediate and 6 Government degree colleges and 4 non-Government Intermediate colleges. Provision of funds has also been made for the construction of new buildings for 2 existing Government colleges and for the development of College of Home and Social Sciences, and for the construction of hostels at 3 degree and 8 Government intermediate colleges and 2 degree colleges, providing 2-year B.Sc. courses and 3-year Honours courses in science, will be started. Provision of grants-in-aid has also been made for starting 7 non-Government intermediate colleges and for effecting improvement in existing non-Government colleges. Funds have also been proposed for providing play-grounds and gymnasia for Government colleges.

18. Substantial funds have been provided for each of the four universities to continue their programmes of construction of campuses and improvement and expansion of their programmes of teaching and research. The programme of internal scholarships will be greatly expanded where an expenditure of Rs. 18.04 million has been proposed against the revised estimates of Rs. 13.44 million for the year 1964-65. A sum of Rs. 0.96 million has also been provided for the award of foreign scholarships. Provision of funds has also been made for the development of libraries and museums in West Pakistan. Educational development in Frontier Regions has been assigned a high priority where the allocation for on-going and new programmes for 1965-66 is Rs. 3.65 million as against the revised estimates of Rs. 2.61 million for 1964-65.

CENTRE

19. Under the programme of Ministry of Education grants were awarded to residential schools at Abbottabad, Fauzdarhat, Jessore and Khulna ; scholarships were awarded to students from other countries in Pakistan, Residential awards given to students of the University of Peshawar and foreign scholarships awarded to Pakistani meritorious students. Work on the establishment of permanent training and coaching centres at Dacca, Lahore and Karachi was continued and good progress was registered in the establishment of cultural relations and signing of cultural pacts with a number of foreign countries. Work on the establishment of the Boards for the Development of Urdu and Bengali languages and construction of the buildings of the Liaquat National Library

was continued and funds were made available for the promotion of activities of the National Book Trust. The on-going activities in respect of Archaeology and Museum were continued, and work on the establishment of educational institutions at Islamabad was continued under the supervision of the Government of West Pakistan. Programmes for the establishment of a National Museum, a National Library, an Arts Council, and for the construction of buildings of the National Archives of Pakistan made progress. Land has been acquired for the establishment of a University at Islamabad and work on the preparation of design and plans taken in hand.

20. Under the programme of Establishment Division, scholarships were awarded to the children of non-gazetted Central Government employees. Under Economic Affairs Division, the programme for the development of statistical services and re-organization of C.S.O. was continued and education schemes under Kashmir Affairs Division were carried further.

Programme under the Ministry of Education :

21. The programme provides for the construction of buildings of the post-graduate university at Islamabad for summer seminars and for the award of research fellowships. Scholarships will be awarded to foreign students for undertaking studies in Pakistani universities ; teachers of colleges and universities will be awarded foreign scholarships for advanced study abroad and foreign scholarships will also be awarded under Commonwealth Education Scheme and Merit Scholarship Scheme which provides for the award of scholarships to university students showing best performance in Arts and Science. Programmes under the cultural pacts will be encouraged and work on the establishment of Arts, Councils, development of Urdu and Bengali languages, Archaeology and Museums, Arts Council Islamabad, National Archives, National Museum and National Library at Islamabad, Liaquat Memorial Library, Central Secretariat Library, National Book Centre, International Students Centre, Training and Coaching Centres, Museum of Science and Technology, Institute of Modern Languages, Central Bureau of Education and Pakistan Academy of Sciences will be carried further. Under the Establishment Division the programme for the award of scholarships to the children of non-gazetted Central Government employees will be continued. The programme for the development of statistical services and reorganization of C.S.O. under the Economic Affairs Division will be continued and educational schemes under the Ministry of Kashmir Affairs started.

HEALTH

The development programme for 1965-66 provides Rs. 195.88 million for Health Sector. The programme for East Pakistan is Rs. 75.20 million, for West Pakistan Rs. 99.07 million and for Centre Rs. 21.61 million. The achievements during 1964-65 and the physical programme envisaged for the year 1965-66 are given below :

ACHIEVEMENTS DURING 1964-65

2. During the year 1964-65 malaria eradication operations covered a population of about 19 million in East Pakistan and 28 million in West Pakistan. Progress was made on 100-bed T. B. Hospitals at Rangpur and Chittagong in East Pakistan. In West Pakistan T. B. Sanitoria at Karachi, Quetta and Kotri were improved and expanded. New T. B. Clinics were opened in both the Wings of the country. Work for establishing Medical Colleges at Chittagong, Rajshahi, Sylhet and Mymensingh was continued. Preliminary work for setting up of a new Medical College at Barisal was taken up. Medical Colleges situated in West Pakistan were improved. New hospitals were set up and bed accommodation in a number of hospitals was increased. Diagnosis and treatment facilities were improved by installation of modern equipment in a number of hospitals. Execution of the programme for modernization of Sadar and Sub-Divisional Hospitals in East Pakistan was started. In West Pakistan work for setting up new district hospitals at Sialkot, Gujrat, Jhelum, Sanghar and new tehsil hospitals at Shakargarh, Digri, Bagh (Kalat), Kahuta, and Isakhel was continued. A number of hospitals were brought up to district or tehsil headquarters level in West Pakistan. 200 rural health centres—100 in each Province—were completed by the end of 1964-65. 2,750 family planning clinics (1,161 in East Pakistan and 1,589 in West Pakistan) were functioning in the country by the end of the year 1964-65. National Health Laboratories at Islamabad progressed towards completion. Jinnah Post-Graduate Medical Centre at Karachi was further improved and expanded. The first round of a Nutrition Survey was completed in East Pakistan and started in West Pakistan. Work was taken up for setting up a School of Tropical Medicine at Dacca. Work on 200-bedded new hospital at Dacca and 500-bedded hospital at Islamabad continued.

PROGRAMME FOR 1965-66

East Pakistan :

3. Work under Malaria Eradication Programme will be extended to Kushtia and Jessore Districts, Kishorganj Sub-Division (District Mymensingh), Cox's Bazar Sub-Division (District Chittagong), Dacca West, Sylhet North and Feni Sub-Division (District Noakhali). Work will also be continued in Rangpur, Bogra, Rajshahi, Pabna and Mymensingh and Dinajpur Districts. Total population covered by Malaria Eradication Programme in East Pakistan by the end of 1965-66 will be 32.5 million.
4. Work under the scheme entitled "Establishment of 30 T.B. clinics" will be continued. Work will also be continued under B.C.G. vaccination programme and approximately 2 million persons will be vaccinated. T.B. hospitals at Chittagong and Rajshahi will be completed. T.B. hospital at Dacca will be further expanded. Work will be started for establishment of 10 T.B. clinics at Sub-divisional headquarters, 100-bed T.B. hospital at Khulna will be set up.
5. Dacca Medical College will be further improved. Medical College at Chittagong will be expanded. Medical College at Rajshahi will be improved and expanded. Dental College at Dacca will be completed. Work for setting up physiotherapy and occupational therapy centres at Dacca, Chittagong and Rajshahi Medical College hospitals will be completed. Installation of deep X-ray therapy units with isotope centre in all the medical college hospitals will be progressed. Work for establishing medical colleges at Mymensingh, Sylhet and Barisal will gather momentum. Preliminary work for setting up a medical college at Rangpur will be started. Work will also be started for providing a post-graduate training centre at Dacca.
6. Training centres for lady health visitors at Barisal and Rajshahi will be completed. Work for setting up 2 new training centres for lady health visitors will be started. Work will also be started for the establishment of 6 new training centres for nurses at Dacca, Mymensingh, Sylhet, Barisal, Rangpur and Khulna.
7. Under rural health programme outstanding work of the on-going scheme for 150 rural health centres will be completed, and work will be started for setting up 260 new rural health centres in the Province.
8. An Industrial Health Section will be established in the Provincial Health Directorate. Commercial potentialities of the biologicals production laboratories of the Institute of Public Health at Dacca will be developed. Provision has also been made for Nutrition Research Laboratory, school health clinics and for the improvement of Food, Water and Drug Analysis Laboratory, Dacca.
9. Work will be continued for setting up leprosy rehabilitation centres at Rangpur and Sylhet. Work for establishing infectious disease hospital in various places in the Province will also be continued.

5. The Central Government being the biggest employer in the country will spend Rs. 0.670 million for Staff Welfare. The break-up of the amount is : Rs. 0.180 million for East Pakistan and Rs. 0.490 million for West Pakistan. The physical targets to be achieved under staff welfare expenditure include completion of buildings for 2 community centres, 1 each at Chittagong and Dacca ; extension of one existing community centre at Islamabad ; completion of building for 1 consumer store at Islamabad to the extent of 75 per cent.

AZAD KASHMIR

6. The Government of Azad Kashmir will spend Rs. 0.2 million for construction of 2 community Centres, 1 each at Gilgit and Baltistan. The community centres will operate under UCD Projects.

MANPOWER AND EMPLOYMENT

The allocation for the annual development programmes of the Centre and the two Provinces for 1965-66 for the Manpower Sector is Rs. 11.54 million. Of this Rs. 7.00 million is for East Pakistan, Rs. 3.54 million for West Pakistan and Rs. 1 million for the Centre.

2. An estimate of the physical achievements during 1964-65, and the targets proposed to be achieved during 1965-66 are indicated below :

EAST PAKISTAN

3. Against a provision of Rs. 9 million for the development programme of 1964-65, an amount of Rs. 5.802 million (64.4 per cent) is likely to be utilized by the end of that year in East Pakistan.

4. The development programme for 1964-65 included the continuation of the on-going schemes and initiation of a new scheme on establishment of 4 Apprenticeship Instruction Centres. Of the eleven labour welfare centres construction of buildings for two centres is expected to be fully completed by the end of 1964-65, while construction work for the remaining centres remained at different stages. The purpose of these centres is to provide medical, educational and recreational facilities to workers. Construction of buildings for Labour Welfare Division for Tea Industry at Srimangal (Sylhet) and Industrial Relations Institute at Tongi has almost been completed. Work on the construction of buildings for Headquarters Office of the Labour Directorate at Dacca and Divisional Offices at Dacca, Chittagong, Khulna and Rajshahi was in progress.

5. Of the technical training centres some remaining minor work on the construction of buildings for SEATO-PAK Skilled Labour Training Centre, Dacca, Vocational Staff Training Centre Chittagong, Marine Diesel Training Centre Narayanganj, and Management Development Centre, Dacca was completed. These centres had already started functioning. Preliminary work with regard to acquiring of land and initiation of construction work for buildings of German-Pak Technical Training Centre, Dacca, and Technical Training Centre Rajshahi was taken in hand. The scheme for setting up 4 Apprenticeship Instruction Centres was also started.

6. The development programme for 1965-66 envisages continuation of the on-going schemes referred to above and no new scheme is proposed to be started.

WEST PAKISTAN

7. The development programme for 1964-65 did not move satisfactorily forward as planned in West Pakistan. Of Rs. 4.954 million only Rs. 0.782 million (15.9 per cent) is expected to be utilized by the end of 1964-65. No progress was made on the schemes of Technical Training Centre, Dina (Jhelum), German-Pak Skilled Labour Training Centre, Moghalpura, Technical Training Centres at Peshawar and Gulburg, social security for industrial workers and provision of some office equipment for the Industrial Relations Institute, Lahore. The physical achievement of the programme for 1964-65 included some preliminary work regarding acquisition of land for Technical Training Centre, Hyderabad and office building for the Labour Directorate at Lahore, and procurement of tools and plants for the existing technical training centres.

8. The development programme for 1965-66 envisages partial construction of building of the Technical Training Centre, Hyderabad, for which land had already been acquired and acquisition of land and partial construction of buildings for Technical Training Centres Moghalpura (Lahore), Gulberg (Lahore), Peshawar, Dera Ismail Khan and Multan. A mines Rescue Station will be set up at Quetta and work will be started on construction of labour welfare centres.

CENTRE

9. The development programme for 1964-65 did not include any central scheme. The development programme for 1965-66 envisages acquisition of land and partial construction of buildings by the Labour and Social Welfare Division for National Institute of Labour Administration Training (at present located in a rented building at Karachi), and a Seamen's Hostel at Karachi. Moreover, implementation of a project on foreign employment will be undertaken by the Labour and Social Welfare Division. The purpose of the project is to undertake research on national and foreign labour market conditions and to establish an effective organisational machinery to provide assistance to prospective emigrants.

WORKS PROGRAMME

Due to the encouraging results achieved under the Works Programme during the Second Plan period, it has been included in the Third Five-Year Plan with a larger allocation for both the Provinces. The Third Plan provides an allocation of Rs. 1500 million for East Pakistan and Rs. 1000 million for West Pakistan. The provision made for 1965-66, the first year of the Third Five-Year Plan, is as follows :—

East Pakistan	: Rs. 200 million.
West Pakistan	: Rs. 150 million.
Centre (For Azad Kashmir and Northern Areas).	: Rs. 7.20 million.

2. As in the past this amount will be spent on schemes of local importance to be planned and executed by the various tiers of the Basic Democracies. This will continue to vitalise the local institutions and develop local initiative in planning and executing development schemes.

3. The main sectors benefiting from this programme will be coastal embankments, roads, bridges and culverts, small irrigation schemes, drainage and reclamation, community centres, rural water supply, etc.

4. The schemes will be mostly labour intensive in character and will offer employment opportunities to a large number of people. This will reduce the volume of seasonal un-employment and also provide additional purchasing power which will give stimulus to the rural economy. Moreover, the construction of irrigation and drainage channels, roads and embankments will lead to an improvement in agriculture and rural communication and thereby accelerate the pace of rural development.