

DEVELOPMENT PROGRAMME 1963-64

CONTENTS

PAGES

Preface

(iii)

1. Summary :

(A) All Pakistan—By Executing Authorities (Government Financed Programme)	1
(B) All Pakistan—By Location of Projects (Government Financed Programme)	2
(C) All Pakistan—On-going and New Schemes (Government Financed Programme)	3

2. East Pakistan Programme :

(i) Summary	4
(ii) On-going and New Schemes (Summary Statement)	5
(iii) Agriculture	6
(iv) Water and Power	36
(v) Industry, Fuels and Minerals	46
✓(vi) Transport and Communications	57
(vii) Housing and Settlements	76
(viii) Education and Training	98
(ix) Health	113
(x) Social Service	120
(xi) Manpower and Employment	123

3. West Pakistan Programme :

(i) Summary	129
(ii) On-going and New Schemes (Summary Statement)	130
(iii) Agriculture	131
(iv) Water and Power	189
(v) Industry, Fuels and Minerals	212
(vi) Transport and Communications	225
(vii) Housing and Settlements	257
(viii) Education and Training	294
(ix) Health	334
(x) Social Service	356
(xi) Manpower and Employment	358

4. Central Programme :	
(i) Summary	361
(ii) On-going and New Schemes (Summary Statement)	362
(iii) Agriculture	363
(iv) Water and Power	376
(v) Industry	378
(vi) Fuels and Minerals	383
(vii) Transport and Communications	385
(viii) Housing and Settlements	388
(ix) Education and Training	390
(x) Health	394
(xi) Social Service	398
(xii) Manpower and Employment	399
5. Summary Statement Division and Ministry-wise	401
6. Semi-Public Sector (Summary Statement)	405
7. Appendix A.—Tentative Forecast of Physical Achievements in various sectors of the economy envisaged in the Development Programme 1963-64.	
(i) Agriculture	409
(ii) Water and Power	419
(iii) Industries, Fuels and Minerals	423
(iv) Transport and Communications	431
(v) Housing and Settlements	434
(vi) Education and Training	435
(vii) Health	443
(viii) Social Service	446
(ix) Manpower and Employment	447
8. Appendix B.—List of Schemes which were to be transferred to the Provincial Governments but have still been reflected in the Central Development Programme 1963-64.	448
9. Appendix C.—Works Programme.	450

P R E F A C E

This document contains the details of the Government financed Programme for 1963-64 as reflected in the budgets of the Central and Provincial Governments. The Summary position of the Programme by executing authorities and regional allocations and distribution of ongoing and new schemes are indicated in Tables A, B & C respectively.

2. In compliance with the directive of the National Economic Council, tentative estimates of physical achievements envisaged in various sectors during 1963-64 are also included in the Development Programme (Appendix 'A'). Some of the schemes which are yet to be transferred from the Central Government to the Provincial Governments under the decentralization Provisions of the Constitution are listed in Appendix B. The allocations made for the Works Programme are indicated in Appendix C.

3. The foreign exchange component indicated against different schemes has been worked out on a tentative basis with reference to the information available from the original schemes. However, the actual allocations of foreign exchange would be governed by the decisions reached in the Exchange Control Committee.

ALL PAKISTAN
By Executive Authorities
(Government Financed Programme)
SUMMARY TABLE 'A'

(Million Rupees.)

Name of the Sector	East Pakistan		West Pakistan		Centre		Total	
	Provision for 1963-64	Foreign Exchange Component	Provision for 1963-64	Foreign Exchange Component	Provision for 1963-64	Foreign Exchange Component	Provision for 1963-64	Foreign Exchange Component
1	2	3	4	5	6	7	8	9
1. Agriculture	278.1	76.4	250.1	70.4	46.0	15.4	574.2	162.2
2. Water and Power ..	476.2	185.5	717.6	277.7	41.5	13.6	1235.3	476.8
3. Industry, Fuels and Minerals.	301.2	157.5	119.5	63.1	130.2	32.4	550.9	253.0
4. Transport and Communications.	274.6	183.8	296.7	127.0	189.9	74.9	761.2	385.7
5. Housing and Settlements	192.5	73.6	189.6	33.5	155.2	34.8	537.3	141.9
6. Education and Training ..	143.7	23.2	120.0	12.8	24.8	6.5	288.5	42.5
7. Health	70.9	15.5	48.9	2.4	14.9	1.3	134.7	19.2
8. Social Service	4.8	0.5	2.4	..	2.7	..	9.9	0.5
9. Manpower and Employment	3.9	0.1	10.0	3.4	2.2	..	16.1	3.5
TOTAL ..	1,745.9	716.1	1,754.8	590.3	607.4	178.9	4,108.1	1485.3
Less likely shortfall due to shortage of funds.	608.1	..
	3,500.0	1,485.3

DEVELOPMENT PROGRAMME 1963-64

ALL PAKISTAN

By Location of Projects

(Government Financed Programme)

SUMMARY TABLE 'B'

(Million Rupees.)

Name of the Sector	East Pakistan			West Pakistan			Central Expenditure (Islamabad, Second Capital at Dacca, Azad Kashmir and Northern Areas)	Total Expenditure (Central and Provincial combined)
	Central Expenditure	Provincial Expenditure	Total Expenditure	Central Expenditure	Provincial Expenditure	Total Expenditure		
1	2	3	4	5	6	7	8	9
1. Agriculture	16.9	273.1	295.0	23.2	250.1	273.3	5.9	574.2
2. Water and Power ..	9.0	476.2	485.2	15.5	717.6	733.1	17.0	1,235.3
3. Industry, Fuels and Minerals.	54.1	301.2	355.3	72.0	119.5	191.5	4.1	550.9
4. Transport and Communications.	80.8	274.6	355.4	93.6	296.7	390.3	15.5	761.2
5. Housing and Settlements	18.5	192.5	211.0	13.0	189.6	202.6	123.7	537.3
6. Education and Training ..	6.5	143.7	150.2	14.1	120.0	134.1	4.2	288.5
7. Health	1.3	70.9	72.2	4.2	48.9	53.1	9.4	134.7
8. Social Service	1.3	4.8	6.1	1.4	2.4	3.8	..	9.9
9. Manpower and Employment.	1.1	3.9	5.0	1.1	10.0	11.1	..	16.1
TOTAL	189.5	1,745.9	1,935.4	238.1	1,754.8	1,992.9	179.8	4,108.1
Less likely shortfall due to shortage of funds.	608.1
	3,500.0

Note.—In some cases, the break up of Central Expenditure between East and West Pakistan is based on approximations only.

DEVELOPMENT PROGRAMME 1963-64

ALL PAKISTAN

On -Going and New Schemes

(Government Financed Programme)

SUMMARY TABLE 'C'

(Million Rupees.)

Name of the Sector	East Pakistan			West Pakistan			Central			Total		
	On-going	New	Total	On-going	New	Total	On-going	New	Total	On-going	New	Total
1	2	3	4	5	6	7	8	9	10	11	12	13
1. Agriculture ..	264.0	14.1	278.1	147.6	102.5	250.1	43.9	2.1	46.0	453.7	120.5	574.2
2. Water and Power	422.4	53.8	476.2	550.6	167.0	717.6	38.8	2.7	41.55	1,011.8	223.5	1,235.3
3. Industry, Fuels and Minerals.	247.7	53.5	301.2	57.5	62.0	119.5	104.9	25.3	130.2	410.1	140.8	550.9
4. Transport and Communications.	262.8	11.8	274.6	277.1	19.6	296.7	157.3	32.6	189.9	697.2	64.0	761.2
5. Housing and Settlements.	170.5	22.0	192.5	146.9	42.7	189.6	155.2	..	155.2	472.6	64.7	537.3
6. Education and Training.	117.1	26.6	143.7	100.0	20.0	120.0	22.7	2.1	24.8	239.8	48.7	288.5
7. Health ..	62.2	8.7	70.9	35.3	13.6	48.9	12.0	2.9	14.9	109.5	25.2	134.7
8. Social Service ..	3.7	1.1	4.8	2.4	..	2.4	2.7	..	2.7	8.8	1.1	9.9
9. Manpower and Employment.	2.1	1.8	3.9	..	10.0	10.0	1.1	1.1	2.2	3.2	12.9	16.1
TOTAL ..	1,552.5	193.4	1,745.9	1,317.4	437.4	1,754.8	538.6	68.8	607.4	3,406.7	701.4	4,108.1
Less likely shortfall due to shortage of funds.	608.1
	3,500.0

DEVELOPMENT PROGRAMME 1963-64

SUMMARY—EAST PAKISTAN

(Million Rupees)

Name of the Sector	Provision for 1963-64	Foreign Exchange required for 1963-64		
		Total	Foreign Aid	Own Resources
Agriculture	329·421 (51·293)	76·378	54·761	21·617
Water & Power	476·230	185·480	110·570	74·910
Industry, Fuels and Minerals	303·180 (2·000)	157·521	137·781	19·740
Transport and Communica- tions.	274·610	183·780	162·970	20·810
Housing & Settlements ..	222·130 (29·600)	73·590	34·090	39·500
Education & Training ..	143·755 (0·047)	23·251	5·746	17·505
Health	70·850	15·480	10·200	5·280
Social Service	4·800	0·510	..	0·510
Manpower & Employment	3·926	0·070	0·070	..
<hr/>				
Total	1,828·902 (82·940)	716·060	516·188	199·872
Recoveries	
<hr/>				
Total (Net)	1,745·962	716·060	516·188	199·872

DEVELOPMENT PROGRAMME 1963-64

SUMMARY—EAST PAKISTAN

(Million Rupees)

Name of the Sector				On-going Schemes	New Schemes	Total (On-going and New)
Agriculture	263.995	14.133	278.128
Water & Power	422.420	53.810	476.230
Industry, Fuels & Minerals	247.680	53.500	301.180
Transport & Communications	262.770	11.840	274.610
Housing & Settlements	170.550	21.980	192.530
Education & Training	117.176	26.532	143.708
Health	62.200	8.650	70.850
Social Service	3.690	1.110	4.800
Manpower	2.050	1.876	3.926
Total				1,552.531	193.431	1,745.962

AGRICULTURE

(Million Rupees)

Sl. No.	Name of the Scheme	Status of the scheme	Estimated cost	Second Plan Outlay	Expenditure in preceding years of the Plan			Provision for 1963-64	Foreign Exchange required for 1963-64			Expenditure in subsequent years	
					1st	2nd	3rd		Total	Foreign aid	Own resources	1964-65	After 2nd Plan
1	2	3	4	5	6	7	8	9	10	11	12	13	14
Agricultural Development Corporation (Administration and General.)													
On-going Schemes :													
1.	Administration of A.D.C.	Un-approved	33.900	24.000	..	1.77	5.10	3.500	1.150	..	1.150	16.630	..
2.	Scheme for engaging foreign technical experts and advisers.	Approved	2.360	1.640	0.060	0.500	0.500	..	0.500	10.800	..
Total (on-going)								4.000	1.650	..	1.650		
New Schemes :													
3.	Survey and investigation in connection with schemes of E. P. A. D. C., (Chittagong Hill Tracts).	Un-approved	6.040	6.040	0.200	1.500 (0.764)	0.450	..	0.450	3.340	..
4.	Development of project areas (preparation of project).	Do.	..	33.200	0.200	31.500	..
Total (new)								1.500	0.450	..	0.450		
Total A.D.C. (Admn. & General)								5.500	2.100	..	2.100		

Manures and Fertilizers :

On-going Scheme :

1. Distribution of Fertilizer (Agricultural Development Corporation).	Approved by P.P.A.	382.700	363.400	36 500	23.130	50.000	69.550 (27.820)	10.900	10.150	0.750	184.220	
Total ADC schemes (subsidy only).							69.550 (27.820)	10.900	10.150	0.750		
2. Compositing town refuse and night soils into manures.	Approved	0.120	0.128	0.027	0.023	0.034	0.030	0.014	..
Total (Departmental Schemes).							0.030		
Grand Total (Manures & Fertilizers).							69.580 (27.820)	10.900	10.150	0.750		

Plant Protection :

On-going :

1. Plant protection services (Amalgamated).	Approved by C.D.W.P.	13.230	13.230	0.312	0.287	2.806	3.920	5.905	..
2. Procurement of plant protection equipment and materials etc. (Transferred from Central Government).	Approved	124.000 (E. Pak. share).	258.000 (For East & West Pak).	22.000	21.300	19.300	2.000	27.000	..
Grand Total (Plant protection).							25.920	21.300	19.300	2.000		

(Million Rupees)

Sl. No.	Name of the Scheme	Status of the scheme	Estimated cost	Second Plan Outlay	Expenditure in preceding years of the Plan			Provision for 1963-64	Foreign Exchange required for 1963-64			Expenditure in subsequent years	
					1st	2nd	3rd		Total	Foreign aid	Own resources	1964-65	After 2nd Plan
1	2	3	4	5	6	7	8	9	10	11	12	13	14
Seed Multiplication and Distribution (Agricultural Development Corporation Schemes :													
<i>On-going Schemes :</i>													
1.	Establishment of fruit nursery in each seed multiplication farm.	Approved	2.190	2.150	0.150	0.180	0.120	0.300 (0.247)	1.440	..
2.	Increased production with improved paddy seed through registered growers.	Do.	3.650	3.650	0.090	0.150	0.200	0.800	2.410	..
3.	Multiplication of improved jute seed through registered growers.	Do.	28.360	4.940	0.740	0.390	0.200	0.200 (0.140)	3.401	..
4.	Procurement and distribution of wheat seed.	Do	11.040	4.930	0.830	1.190	0.510	0.400 (0.400)	2.000	..

5. Establishment of 52 intermediary godowns.	Do.	7.140	7.140	..	2.610	3.650	0.880	7.140
6. Establishment of 20 hundred acre 6 five hundred acres and one 3,000 acre seed multiplication farms.	Do.	23.650	9.510	..	0.400	3.000	3.500 (2.100)	0.500	..	0.500	10.850	..
7. Establishment of 4,000 Union Agri. Stores.	Do.	55.020	52.020	14.120	13.950	17.100	15.100
8. Increased food production with improved suckers of quick growing fruits like banana and pineapple.	Do.	0.960	0.820	0.160	0.140	0.060	0.190 (0.012)	0.270	..
9. Procurement and distribution of potato, ground nut and winter vegetable seed.	Un-ap- proved	10.630	9.480	..	1.256	5.180	2.500 (2.500)	2.500	..	2.500	2.830	..
10. Seed testing laboratory at Mymensingh.	Approved	0.280	0.270	15.000	8.100	..	8.100	0.020	..
Sub-Total A.D.C. Schemes							38.870 (5.399)	11.100	..	11.100

(Million Rupees)

Sl. No.	Name of the Scheme	Status of the scheme	Estimated cost	Second Plan Outlay	Expenditure in preceding years of the Plan			Provision for 1963-64	Foreign Exchange required for 1963-64			Expenditure in subsequent years	
					1st	2nd	3rd		Total	Foreign aid	Own resources	1964-65	After 2nd Plan
1	2	3	4	5	6	7	8	9	10	11	12	13	14
Department of Agriculture (Schemes).													
1.	Establishment of 50 acres orange orchard at Sylhet and 50 acres fruit orchard at Chittagong.	Approved	1.570	1.570	0.153	0.346	0.479	0.190 (0.050)	0.040	..	0.040	0.402	..
2.	Establishment of 20 acres plant nursery at Rajshahi.	Do.	0.610	0.610	0.070	0.037	0.043	0.040 (0.020)	0.420	..
3.	Growing of Rhea (Ramic. cultivation).	Do.	0.310	0.310	..	0.019	0.083	0.070	0.138	..
4.	Establishment of seed testing laboratory Ishurdi.	Do.	0.290	0.290	0.056	0.072	0.077	0.020	0.065	..
5.	Establishment of three nucleus seed multiplication farms	Do.	7.470	5.954	3.015	2.464	0.505	0.120	0.020	..	0.020	0.085	..
Sub-Total (Deptt. Schemes)								0.440 (0.070)	0.060	..	0.060		
Grant Total (Seed Scheme)								39.310 (5.469)	11.160	..	11.160		

Mechanization

On-going

1. Mechanical cultivation power pump irrigation.	Approved	57.890	57.890	6.610	10.430	20.000	17.000 (4.700)	5.000	5.000	..	10.850	..
2. Do. (Supplementary).	Un-approved	75.370	75.370	2.500 (10.500)	1.300	..	1.300	49.890	..
Total (Mechanization)							19.500 (15.200)	6.300	5.000	1.300		

Soil

On-going

1. East Pakistan soil fertility and soil testing Institute.	Approved by C.D.W.P.	6.790	3.500	0.110	0.169	0.338	1.010	1.877	..
Total (Soil)							1.010		

Agri. Economics and Statistics.

On-going

1. Establishment of bureau of agricultural statistics.	Approved	1.830	1.830	0.065	0.198	0.334	0.410	0.823	..
Total (Agri. Eco. and Statistics)							0.410		

(Million Rupees)

Sl. No.	Name of the Scheme	Status of the scheme	Estimated cost	Second Plan Outlay	Expenditure in preceding years of the Plan			Provision for 1963-64	Foreign Exchange required for 1963-64			Expenditure in subsequent years	
					1st	2nd	3rd		Total	Foreign aid	Own resources	1964-65	After 2nd Plan
1	2	3	4	5	6	7	8	9	10	11	12	13	14

Marketing*On-going Schemes.*

1.	Improvement in collection and marketing of wool.	Approved	0.070	0.070	0.010	0.013	0.020	0.015	0.017	..
2.	Development of Agricultural Marketing.	Do.	1.740	1.740	0.060	0.078	0.096	0.660	0.050	..	0.050	0.850	..
3.	Improvement of Hides and Skins.	Do.	0.230	0.230	0.010	0.023	0.025	0.090	0.090	..

Total (Marketing)

0.765	0.050	..	0.050
-------	-------	----	-------

Agricultural Extension*On-going Schemes :*

1.	Establishment of coconut cell for development of Coconut in E. Pakistan.	Do.	2.490	2.490	..	0.226	0.777	0.510 (0.055)	0.210	..	0.210	0.977	..
----	--	-----	-------	-------	----	-------	-------	------------------	-------	----	-------	-------	----

2. Reorganisation and expansion of Agriculture information service & Educating the Cultivators through Audio-visuals Aid.	Do.	1.840	1.840	..	0.100	0.501	0.550 (0.125)	0.030	..	0.030	1.139	..
3. Institute of Agricultural training (Pakistan - Japan Cooperation).	Do.	1.450	1.450	0.186	0.130	0.260	0.190	0.684	..
4. Establishment of Rural demonstration farms and demonstration plants on land of promising cultivators and preparation of Village Compost.	Do.	0.980	0.980	0.080	0.081	0.100	0.100	0.619	..
5. National development training institutes.	Approved by C.D.W.P.	5.150	5.150	1.370	1.370	2.410	..
Total (On-going)							2.720 (0.180)	0.240	..	0.240		
New Schemes :												
1. Development of lac cultivation in East Pakistan.	Approved	0.241	0.100	0.050	0.050	0.141
2. Increased Production of Desi Cotton.	Un-approved	0.440	0.400	0.360	0.040	0.040
Total (New)							0.410		
Total (Agricultural Extension).							3.130 (0.180)	0.240	..	0.240		

(Million Rupees)

Sl. No.	Name of the Scheme	Status of the scheme	Estimated cost	Second Plan Outlay	Expenditure in preceding years of the Plan			Provision for 1963-64	Foreign Exchange required for 1963-64			Expenditure in subsequent years	
					1st	2nd	3rd		Total	Foreign aid	Own resources	1964-65	After 2nd Plan
1	2	3	4	5	6	7	8	9	10	11	12	13	14
Agricultural Research													
<i>On-going :</i>													
1.	Establishment of Agri. Research Institute.	Approved	11.880	11.880	..	1.342	3.022	3.650	0.500	..	0.500	4.366	..
2.	Potato research station in East Pakistan.	Do.	0.140	0.140	..	0.028	0.032	0.030	0.002	..	0.002	0.050	..
3.	Cultivation of black and white pepper.	Do.	0.056	0.056	0.020	0.004	0.010	0.005	0.001	..	0.001	0.017	..
4.	Introduction of some useful fruit plants in Chittagong and Chittagong Hill Tracts.	Do.	0.040	0.070	..	0.012	0.018	0.020	0.020	..
5.	Plant Introduction Centre.	Do.	0.040	0.040	..	0.006	0.014	0.008	0.012	..
6.	Zonal centre for trial of new sugarcane varieties.	Do.	0.330	0.330	..	0.020	0.080	0.060	0.170	..

7. Bee research in East Pakistan.	Do.	0.160	0.160	0.023	0.030	0.107	..
8. Research on Virus Disease of Crops.	Do.	0.240	0.240	0.014	0.050	0.020	..	0.020	0.176	..
9. Research for evolving suitable variety of coconut for copra and coconut oil.	Do.	0.940	0.940	0.175	0.027	0.037	0.040 (0.040)	0.040	0.040	..	0.661	..
10. Insect and Mite Fauna in East Pakistan.	Do.	0.390	0.390	0.054	0.070	0.266	..
11. Trial of fodder	Do.	0.400	0.400	0.164	0.050	0.186	..

Total (Agri. Research)	4.013 (0.040)	0.563	0.040	0.523
------------------------	---------------	-------	-------	-------

Agri. Education

On-going Schemes :

1. Establishment of two Agri. Schools	Approved	5.790	2.130	0.319	0.436	0.340	0.250	0.785	..
2. Expansion and re-organisation of East Pakistan Agri. Institute.	Do.	0.950	0.950	..	0.132	0.208	0.380	0.230	..

Total (Agri. Education).	0.630
--------------------------	-------	----	----	----

(Million Rupees)

Sl. No.	Name of the Scheme	Status of the scheme	Estimated cost	Second Plan Outlay	Expenditure in preceding years of the Plan			Provision for 1963-64	Foreign Exchange required for 1963-64			Expenditure in subsequent years	
					1st	2nd	3rd		Total	Foreign aid	Own resources	1964-65	After 2nd Plan
1	2	3	4	5	6	7	8	9	10	11	12	13	14

Agri. University*On-going Scheme :*

1.	Establishment of Agricultural University at Mymensingh.	Approved by E.C.C.	64.400	48.410	..	5.500	12.060	8.000	0.740	0.740	..	21.350	17.780
----	---	--------------------	--------	--------	----	-------	--------	-------	-------	-------	----	--------	--------

Total (Agri. University).

8.000	0.740	0.740	..
-------	-------	-------	----

Soil*On-going Scheme :*

1.	Soil Conservation Project, East Pakistan.	Approved	2.340	2.145	..	0.152	0.522	0.614	0.290	..	0.290	0.857	..
----	---	----------	-------	-------	----	-------	-------	-------	-------	----	-------	-------	----

Total (Soil)

0.614	0.290	..	0.290
-------	-------	----	-------

Model Scheme*On-going Scheme :*

1.	Crash Programme	Do.	10.030	10.030	3.428	3.200	0.035	..	0.035	3.298	..
----	-----------------	-----	--------	--------	----	----	-------	-------	-------	----	-------	-------	----

Total (Model Scheme)

3.200	0.035	..	0.035
-------	-------	----	-------

Foodgrain Storage

On-going Scheme :

1. Construction of 175,000 tons Foodgrain Storage (Phase 2 of 2.5 lakh tons storage schemes in Second Five-Year Plan).	Approved	50.000	50.000	..	17.482	15.300	15.500	5.500	5.500	..	20.468	..
2. Provender Mills	Do.	0.125	0.185	0.125	0.060
3. Construction of Approach Roads culverts and railway sidings to Local Supply Depots of Food Department under Phased Programme.	Do.	2.550	2.550	0.298	0.566	0.500	0.480	0.706	..
4. Providing Re-conditioning Plant Sack cleaner and Sewing Machine in the Central Food Storage Depots and Local Supply Depots.	Do.	0.800	0.800	0.140	0.272	0.225	0.050	0.050	..	0.050	0.050	0.063
5. Construction of Buildings for the Directorate of Food Dept.	Do.	3.500	3.500	..	0.024	0.250	2.000	0.050	..	0.050	2.500	1.220
6. Transportation of Additional Imports of food-grains under Expanded PL. 480 Programme.	Do.	5.030	5.030	0.600	4.430	0.050	..	0.050

Total (On-going)

22.520

5.650

5.500

0.150

(Million Rupees)

Sl. No.	Name of the Scheme	Status of the Scheme	Estimated Cost	Second Plan Outlay	Expenditure in preceding years of the Plan			Provision for 1963-64	Foreign Exchange required for 1963-64			Expenditure in subsequent years	
					1st	2nd	3rd		Total	Foreign aid	Own resources	1964-65	After 2nd Plan
1	2	3	4	5	6	7	8	9	10	11	12	13	14
<i>New Scheme :</i>													
7.	Construction of Bulk Storage at Chalna Port with Bulk Transport.	Approved by P.P.A.	4.430	4.430	2.240	1,400	1,400	..	2,190	..
Total (New)								2.240	1,400	1,400	..		
Total (On-going and New).								24.760	7.050	6.900	0.150		
<i>Animal Husbandry</i>													
<i>ADC Schemes</i>													
<i>On-going</i>													
1.	Establishment of Artificial Insemination Centres.	Approved	0.640	0.700	0.110	0.170	0.155	0.130	0,130	..

2. Development of Poultry in East Pakistan.	Approved	2.080	2.550	0.480	0.450	1.000	0.290 (0.290)	0.33	..
2. Model Farms.	Cattle Unap- proved	..	4.280	0.040	1.290	0.210	..	0.210	2.950	..
Sub-total (On-going)							0.710 (0.290)	0.210	..	0.210		
New Schemes :												
1. Model Farms.	Poultry Un-ap- proved	..	1.240	0.500	0.040	..	0.040	0.740	..
2 Sylhet Farm.	Cattle Do.	..	2.000	0.790	0.160	..	0.160	1.260	..
Sub-total (New)							1.290	0.200	..	0.200		
Total (On-going & New) A.D.C. Schemes.							3.000	0.410	..	0.410		
On going.												
1. Dairy and Cattle Improvement Farm Savar.	Approved	15.730	12.630	3.040	1.610	3.000	2.540	0.500	..	0.500	2.440	..
2. Animal Disease Investigation in East Pakistan (Mohakhali, Dacca.)	Do.	0.170	0.170	0.090	0.020	0.018	0.020	0.018	..
3. Estt. of Veterinary hospital at Sub-divisional Headquarters.	Do.	2.490	2.490	0.320	0.120	0.537	0.820	0.670	..

(Million Rupees.)

Sl. No.	Name of the Scheme	Status of the Scheme	Estimated Cost	Second Plan Outlay	Expenditure in preceding years of the Plan			Provision for 1963-64	Foreign Exchange required for 1963-64			Expenditure in subsequent years	
					1st	2nd	3rd		Total	Foreign aid	Own resources	1964-65	After 2nd Plan
1	2	3	4	5	6	7	8	9	10	11	12	13	14
4.	Artificial Insemination in improved breeding of Livestock.	Approved	0.530	0.530	0.070	0.130	0.103	0.140	0.022	..	0.022	0.090	..
5.	Provision for expansion of Animal Nutrition Research	Do.	0.750	0.750	0.090	0.210	0.061	0.130	0.260	..
6.	Manufacture of Single Dose Rabies vaccine.	Do.	0.400	0.400	..	0.210	0.066	0.070	0.040	..
7.	Creation of Section for manufacture of Freezed Dried Goat Tissue vaccine.	Do.	0.430	0.430	..	0.030	0.171	0.090	0.060	..
8.	Poultry Disease Investigation in East Pakistan.	Do.	0.260	0.260	0.130	0.050	0.022	0.020	0.040	..

9. Estt. of thana Veterinary Dispensaries and control of epidemics in Livestock.	Approved by C.D.W.P.	7.410	7.490	..	0.090	0.245	1.750	0.030	..	0.030	2.410	2.920
10. Investigation into the incidence and economic importance of animal parasites with their Chemo Therapeutic and biological control in East Pakistan.	Approved	0.240	0.240	0.070	0.040	0.031	0.050	0.050	..
11. Study of Livestock Economics and Statistics in East Pakistan.	Do.	0.150	0.150	0.010	0.020	0.032	0.040	0.050	..
12. Investigation in Epidemiology of Parasitic diseases with a view to control parasitic in East Pak.	Do.	0.120	0.070	..	0.010	0.020	0.020	0.020	..
13. Milk toning plant, Dacca.	Do.	4.300	4.300	1.200	0.500	1.000	1.000	..	3.800	..
Total (On-going)							6.190	1.552	1.000	0.552		

(Million Rupees.)

Sl. No.	Name of the Scheme	Status of the scheme	Estimated cost	Second Plan Outlay	Expenditure in preceding years of the Plan			Provision for 1963-64	Foreign Exchange required for 1963-64			Expenditure in subsequent years	
					1st	2nd	3rd		Total	Foreign Aid	Own resources	1964-65	After 2nd Plan
1	2	3	4	5	6	7	8	9	10	11	12	13	14
New Schemes :													
14.	Establishment of a Zoological Garden at Dacca.	Approved	3.410	3.410	0.100	3.310	..
15.	Milk Plant, Chittagong.	Do.	4.300	4.300	0.100	0.100	0.100	..	4.200	1.230
16.	Import of Bulls & breeding cows from West Pakistan for improvement of cattle stock in East Pakistan.	Do.	1.430	1.430	0.300	1.130	..
17.	Provincial and District Horse and Cattle shows.	Do.	0.670	0.670	0.210	0.460	..
18.	Dairy Development in East Pakistan.	Do.	0.110	0.110	0.040	0.010	0.010	..	0.070	..
19.	Pilot project for applied Nutrition in East Pakistan.	Do.	1.650	1.650	0.500	0.150	0.150	..	1.050	..

20. Training of officers and others in West Pakistan.	Approved by CAWP	0.060	0.060	0.030	0.030	..
21. Training of Poultry Husbandry, Dacca.	Approved by P.P.A.	0.010	0.010	0.010
22. Demonstration and Extension of Poultry Units (Training in Inoculation of Birds).	Approved	1.159	0.520	0.210	0.030	..	0.030	0.310	0.410
Total (New) ..							1.500	0.290	0.260	0.030
Total (On-going and New) Departmental Schemes.							7.690	0.842	0.260	0.582
Grand Total A.D.C. and Departmental Schemes.)							10.690 (0.290)	2.252	1.260	0.992

Forestry :

1. Ramsagar bankment restoration and providing accommodation for the Tourists.	Em- affo- restation and accommodation for the Tourists.	Approved	0.160	0.160	..	0.086	0.064	0.014
--	---	----------	-------	-------	----	-------	-------	-------	----	----	----	----

(Million Rupees)

Sl. No.	Name of the Scheme	Status of the scheme	Estimated cost	Second Plan Outlay	Expenditure in preceding years of the Plan			Provision for 1963-64	Foreign Exchange required for 1963-64			Expenditure in subsequent years	
					1st	2nd	3rd		Total	Foreign aid	Own resources	1964-65	After 2nd Plan
1	2	3	4	5	6	7	8	9	10	11	12	13	14
2.	Pilot Scheme for cashewnut seed nursery.	Approved	0·014	0·014	0·004	0·002	0·003	0·003	0·002	..
3.	Growing of leaves for Bidi manufacture in East Pakistan.	Do.	1·780	2·029	0·452	0·287	0·401	0·430	0·090	..
4.	Pilot Scheme for Control of Jhooming in Chittagong Hill Tracts and Re-habilitation of Tribal People.	Do.	2·300	2·300	0·072	0·350	0·473	0·440	0·010	..	0·010	0·965	..
5.	Forest Extension Services.	Do.	1·470	1·454	0·174	0·260	0·400	0·310	0·310	..
6.	Afforestation of unculturable waste lands in Rangpur and Dinajpur Districts.	Do.	0·930	0·930	..	0·188	0·239	0·250	0·253	..

7. Forest inventory survey of forest resources of East Pakistan (Sangoo and Mathamuri Reserved Forests)	Do.	0.900	0.900	0.190	0.062	0.300	0.200	0.140	..
8. Afforestation of unculturable waste land in Mymensingh district.	Do.	0.650	0.636	0.104	0.122	0.140	0.130	0.140	..
10. Training Superior Forest Service Students and Ranger students at the Pakistan Forest institute, Peshawar.	Do.	0.570	0.492	0.088	0.164	0.150	0.070	0.020	..
11. Establishment of Game Sanctuary at Sundarbans.	Do.	0.240	0.240	0.069	0.068	0.036	0.030	0.030	..
12. Improvement of communications, buildings and water supply in Govt. Forests.	Do.	10.010	10.010	1.299	1.151	1.839	2.500	0.270	..	0.270	3.227	..
13. Softwood plantation in Government forests.	Do.	1.490	1.618	0.346	0.272	0.319	0.300	0.380	..
14. Forest settlement, survey and demarcation of existing forests.	Do.	1.080	1.080	0.277	0.267	0.210	0.150	0.175	..
15. Regeneration of Govt. Forest lands with firewood.	Do.	0.870	1.117	0.083	0.130	0.193	0.200	0.030	..	0.030	0.510	..

(Million Rupees.)

Sl. No.	Name of the Scheme	Status of the scheme	Estimated cost	Second plan Outlay	Expenditure in preceding years of the Plan			Provision for 1963-64	Foreign Exchange required for 1963-64			Expenditure in subsequent years	
					1st	2nd	3rd		Total	Foreign aid	Own resources	1964-65	After 2nd Plan
1	2	3	4	5	6	7	8	9	10	11	12	13	14
16.	Estt. of a Botanical Garden at Dacca.	Approved by C.D.W.P.	3.250	2.790	0.100	0.050	..	0.050	2.690	..
17.	Expanded scheme for Forest Extension	Un-approved	3.790	2.090	1.000	0.050	..	0.050	1.090	..
18.	Rehabilitation of Government forests.	Do.	2.260	2.557	0.300	0.271	0.496	0.750	0.740	..
19.	Expansion of East Pakistan Forest School, Sylhet.	Do.	0.670	0.550	0.029	0.031	0.157	0.170	0.163	..
20.	Establishment of a National Park in Madhupur Forests (Mymensingh District).	Do.	1.640	1.591	..	0.123	0.588	0.590	0.290	..

21. Afforestation of Lalmai Hills in Comilla district and waste land between Feni and Chittagong.	Do.	1·330	1·334	0·384	0·290	0·660	..
22. Brood Lac Multiplication Farm.	Do.	0·210	0·325	0·120	0·025	0·162	0·020	0·001	..
Forest Industries Development Corporation's Schemes :												
<i>On going Schemes :</i>												
23. Chittagong Hill Tracts Saw Mill.	Do.	10·000	10·000	1·000	5·000	4·482	4·482	..	4·000	..
24. Expanded Chittagong Hill Tracts timber extraction scheme.	Do.	17·836	15·000	3·282	1·063	4·000	7·588	4·684	4·559	0·125	1·567	..
25. Timber extraction from Sangoo-Mathamuri Reserve Forest.	Approved	2·449	2·200	0·071	0·273	1·300	0·200	0·040	..	0·040	0·456	..
26. Rubber Plantation in East Pakistan.	Do.	3·805	3·805	0·086	0·560	1·194	1·212	0·172	..	0·172	1·193	..
27. Increased Exploitation and Plantation in Chittagong District.	Do.	1·840	1·840	0·190	0·800	0·040	..	0·040	0·850	..
28. Renovation and Maintenance of Baldah Garden.	Do.	0·130	0·130	0·039	0·060	0·031	..
29. Estt. of a Game Sanctuary at Chittagong Hill Tracts.	Un-approved.	0·430	0·435	0·005	0·220	0·030	..	0·030	0·180	..

(Million Rupees.)

Sl. No.	Name of the Scheme	Status of the scheme	Estimated cost	Second Plan Outlay	Expenditure in preceding years of the Plan			Provision for 1963-64	Foreign Exchange required for 1963-64			Expenditure in subsequent years	
					1st	2nd	3rd		Total	Foreign aid	Own resources	1964-65	After 2nd Plan
1	2	3	4	5	6	7	8	9	10	11	12	13	14
<i>New Schemes :</i>													
30.	Afforestation in the Coastal Belt and Offshore Island.	Approved by C.D.W.P.	5·000	2·380	0·620	0·180	0·180	..	1·760	..
31.	Increased Exploitation and Plantation in Chittagong Hill Tracts.	Un-approved.	3·130	3·130	1·480	0·170	..	0·170	0·840	..
32.	Establishment of Forest College in East Pakistan.	Do.	1·800	1·800	0·700	0·070	..	0·070	1·100	..
Total							..	25·397	10·278	9·221	1·057		

Fisheries :*On-going Schemes :*

1.	Construction of fish technological Laboratory.	Approved	1·560	1·560	0·208	0·715	0·342	0·020	0·010	..	0·010	0·275	..
----	--	----------	-------	-------	-------	-------	-------	-------	-------	----	-------	-------	----

2. Establishment of Fisheries Training Institute for training of fisheries personnel.	Do.	1.430	1.430	0.278	0.469	0.510	0.100	0.070	..
3. Introduction of Exotic fishing gear in Estuaries.	Do.	0.130	0.130	..	0.004	0.022	0.016	0.089	..
4. Supply of more fish to Dacca, Chittagong and Khulna.	Do.	1.800	1.650	1.120	0.530	0.400	..	0.400
5. East Pakistan Fisheries Development Corporation.	Do.	10.000	3.230	0.500	0.070	..	0.070	2.730	6.770
6. Fisheries Extension Service Scheme.	Do.	2.170	0.985	0.155	0.183	0.199	0.220	0.210	1.180
7. Fish seed multiplication farms.	Do.	6.120	6.680	0.206	1.000	2.076	2.500 (0.030)	0.894	..
8. Expanded scheme for reclamation of derelict water areas for fish production.	Do.	4.830	4.830	0.910	1.054	1.127	0.830 (0.090)	0.906	..
9. Development and exploitation of Karnaphuli Reservoir.	Do.	1.920	1.534	0.313	0.101	0.866	0.175	0.080	0.386
10. Establishment of Vocational Centres for training of Fishermen.	Do.	1.920	1.080	..	0.127	0.310	0.320	0.070	..	0.070	0.323	0.840

(Million Rupees.)

Sl. No.	Name of the Scheme	Status of the scheme	Estimated cost	Second Plan Outlay	Expenditure in preceding years of the Plan				Foreign Exchange required for 1963-64			Expenditure in subsequent years	
					1st	2nd	3rd	Provision for 1963-64	Total aid	Foreign aid	Own resources	1964-65	After 2nd Plan
1	2	3	4	5	6	7	8	9	10	11	12	13	14
11.	Mechanization of inland fishing boats.	Approved	1·630	1·630	..	0·410	1·000	0·220 (0·100)	0·050	..	0·050
12.	Experimental scheme on Paddy-cum-fish culture.	Do.	0·230	0·190	0·070	0·030	0·027	0·030 (0·003)	0·030	..
13.	Demonstration fish farms.	Do.	0·200	0·200	0·040	0·040	0·040	0·040 (0·050)	0·040	..
14.	Establishment of Nursery fish farms in requisitioned tanks in rural areas.	Do.	0·140	0·140	0·030	0·030	0·028	0·030 (0·030)	0·020	..
15.	Establishment of fresh water Fisheries Research Station.	Do.	2·450	2·210	..	0·068	1·681	0·370	0·090	..	0·090	0·173	0·480
16.	Production of processed fish and fish products.	Do.	0·260	0·260	0·050	0·050	0·053	0·060 (0·070)	0·050	..

17. Establishment of fish aquarium at Dacca.	Do.	0.820	0.820	0.105	0.400 (0.005)	0.295	..
18. Establishment of fish sanctuaries East Pakistan.	Do.	1.280	1.280	0.750	0.250	0.280	..
19. Construction of wholesale fish market.	Do.	0.580	0.580	0.052	0.330

Total	..	6.941	0.690	..	0.690	..						
-------	----	-------	-------	----	-------	----	--	--	--	--	--	--

New Schemes :

20. Procurement of services of foreign consultants for schemes of fish capture transport and utilization.	Un-approved.	1.260	0.570	0.150	0.150	..	0.150	0.420	0.690
21. Increasing fish production in Sunderban area by providing better facilities to the floating fishermen.	Approved	0.850	0.850	0.300	0.070	..	0.070	0.750	0.030
22. Pre-investment exploratory fishing projects in inshore water of the Bay of Bengal.	Un-approved.	4.670	3.920	1.160	1.160	1.100	0.060	2.760	0.750

(Million Rupees.)

Sl. No.	Name of the Scheme	Status of the scheme	Estimated cost	Second Plan Outlay	Expenditure in preceding years of the Plan			Provision for 1963-64	Foreign Exchange required for 1963-64			Expenditure in subsequent years	
					1st	2nd	3rd		Total	Foreign aid	Own resources	1964-65	After 2nd Plan
1	2	3	4	5	6	7	8	9	10	11	12	13	14
Schemes transferred from the Central Government													
23.	Life History Studies and Biological Control of Water Hyacinth.	0·025	0·155
24.	Investigation on Epidemiology etc.	0·026
25.	Improvement of Fish Canning Yards in East Pakistan.	0·192	0·590
Total ..								9·322 (0·378)	2·070	1·100	0·970		
Cooperatives :													
1.	Cooperative Education and training.	Approved	1·250	1·920	0·730	0·430	0·647	0·110
2.	Development of Cooperatives Credit and Marketing structure.	Do.	43·960	43·960	4·000	4·660	13·757	10·980	10·560	..

3. Development of Sugarcane Growers Cooperatives.	Do.	2.320	2.320	0.944	0.630	0.750	..
4. Development of Consumers' Cooperatives in East Pakistan.	Do.	1.900	1.900	1.560	0.070
5. Development of Cooperatives Union for membership and employee education.	Do.	1.780	1.730	..	0.140	0.598	0.776	0.510	..
6. Mechanised farming on co-operatives basis in Comilla.	Do.	4.870	3.300	..	0.330	1.108	1.150	0.710	1.570
7. Cooperative Statistics and research organization.	Do.	0.380	0.380	0.077	0.120	0.130	..
8. Supervised Credit for Cooperatives.	Do.	0.170	0.100	0.027	0.030	0.040	0.070
9. Creation of 3 additional demonstration centres on Comilla basis.	Cleared by C.D.W.P.	10.860	4.810	0.033	2.190 (0.300)	1.050	1.050	..	2.591	6.050

New Schemes :

10. Development of Fishermen's Cooperatives.	Un-approved.	5.000	5.000	2.664 (0.852)	2.040	..
Total						..	18.720 (1.152)	1.050	1.050	..		

(Million Rupees)

Sl. No.	Name of the Scheme	Status of the scheme	Estimated cost	Second Plan Outlay	Expenditure in preceding years of the Plan			Provision for 1963-64	Foreign Exchange required for 1963-64			Expenditure in subsequent years	
					1st	2nd	3rd		Total	Foreign Aid	Own resources	1964-65	After 2nd Plan
1	2	3	4	5	6	7	8	9	10	11	12	13	14
<i>Miscellaneous :</i>													
1.	Construction of Settlement Press Shed.	Approved.	0.797	0.927	..	0.374	0.423	0.130
Total (Miscellaneous)								0.130		
1.	Rural Development through Basic Democracies :												
(i)	Administration	Do.	..	14.950	..	1.550	4.300	4.500	4.900	..
(ii)	Development grants through Basic Democracies.	Do.	..	37.230	..	5.000	5.000	12.900	15.330	..
(iii)	Academy for Rural Development, Comilla.	Do.	0.772	0.600		
(iv)	Seminar on Basic Democracies.	Do.	0.200		
Total								18.200*		

2. In service Training of Agricultural Development Workers.	Do.	0.770	0.770	0.193	0.190	0.387	..
1. Agricultural Credit.	Do.	148.500 (86.000)	..	8.480	18.320	30.000	40.000	51.700	..
	Net	62.500										
Gross Total (Agriculture)						..	329.421	76.378	54.761	21.617		
Recoveries						..	(51.293)					
Grand Total (Net)						..	278.128	76.378	54.761	21.617		

*This indicates only 40 percent Provincial Government share.

WATER AND POWER

(Million Rupees)

Sl. No.	Name of the Scheme	Status of the scheme	Estimated cost	Second Plan Outlay	Expenditure in preceding years of the Plan			Provision for 1963-64	Foreign Exchange required for 1964-65			Expenditure in subsequent years	
					1st	2nd	3rd		Total	Foreign aid	Own resources	1964-65	After 2nd Plan
1	2	3	4	5	6	7	8	9	10	11	12	13	14

WATER

On-going Schemes :

1.	Karnafuli Project.	Pro- ject.	Approved	488.800	122.400	48.600	17.300	8.000	8.900	3.100	3.100	..	36.500	..
2.	Ganges-Kobadak Project (Kushtia unit).	Do.		197.800	168.630	30.100	32.890	32.000	40.000	11.700	..	11.700	33.640	..
3.	Comprehensive Drainage Scheme for Faridpur District.	Do.		27.500	15.920	4.000	4.970	6.500	0.450	0.050	..	0.050
4.	Prevention of Flood in Feni Sub-division, Noakhali.	Do.		3.970	4.030	0.910	0.560	2.000	0.560
5.	Old Dakatia and Little Feni River, Noakhali and Comilla.	Do.		12.850	17.260	1.030	1.390	1.800	7.000	0.300	..	0.300	6.040	..
6.	Flood Control Survey and Investigation.	Do.		18.270	23.140	3.260	4.670	6.940	4.780	2.000	..	2.000	3.490	..

7. Ganges-Kobadak Survey (Jessore Unit).	Do.	13.000	13.000	2.340	1.730	4.750	3.000	1.000	..	1.000	1.180	..
8. Teesta Project Survey.	Do.	8.420	5.660	2.270	2.110	1.150	0.130
9. Services of General Consultants.	Do.	48.810	41.660	5.400	2.190	12.700	12.700	7.000	7.000	..	8.670	6.580
10. Small Schemes (Irrigation).	Do.	96.180 (Under continuous sanction)	96.180	7.570	8.210	22.090	32.500	5.000	..	5.000	32.120	..
11. Teesta Barrage Project.	(i) Approved First Plan (ii) App. by PPA	442.740 623.610	42.470	3.700	1.830	1.640	5.000	2.000	..	2.000	30.300	572.380
12. Coastal Embankments.	Approved	576.900	395.110	40.000	70.110	100.000	91.500	17.500	10.000	7.500	93.500	181.790
13. Improvement of Dredger Fleet.	Do.	19.220	19.220	0.500	0.880	0.680	9.800	6.400	6.400	..	1.360	..
14. Developemnt of Hydraulic Research Laboratory.	Do.	3.250	3.190	0.450	0.640	0.600	1.000	0.300	..	0.300	0.500	..
15. Tangon Irrigation Survey.	Do.	1.280	1.110	0.390	0.080	0.010	0.330	0.300	0.150
16. Comprehensive Investigation Drainage and Irrigation Scheme for Rajshahi, Pabna and Bogra districts.	Do.	7.140	14.750	1.130	4.400	4.140	3.450	0.650	..	0.650	1.630	..
17. Ground Water Development and Pump Irrigation.	Do.	36.200	93.350	1.110	12.510	26.700	35.200	18.200	15.700	2.500	17.830	...

(Million Rupees)

Sl. No.	Name of the Scheme	Status of the scheme	Estimated cost	Second Plan Outlay	Expenditure in preceding years of the Plan			Provision for 1963-64	Foreign Exchange required for 1963-64			Expenditure in subsequent years	
					1st	2nd	3rd		Total	Foreign aid	Own resources	1964-65	After 2 nd Plan
1	2	3	4	5	6	7	8	9	10	11	12	13	14
18.	Comprehensive Drainage Scheme for Sadar Sub-division, Noakhali.	Approved.	8.670	17.080	0.100	1.100	1.000	4.880	0.100	..	0.100	10.000	..
19.	Survey of Specific Schemes.	Do.	2.500	6.870	..	0.880	1.990	2.000	0.760	..	0.760	2.000	..
20.	Improvement of Gazaria Ichamati.	Do.	2.500	2.500	..	0.590	1.400	0.410	0.500	..	0.500	0.100	..
21.	Dacca - Narayan-ganj-Demra Project.	Do.	8.590	8.590	0.070	0.370	3.940	4.100	0.700	0.700	..	0.110	..
22.	Re-excavation of Gunguor, Salda and Buri Nadi, Comilla.	Do.	6.810	2.320	0.510	0.060	0.800	0.890
23.	Sangu Multipurpose Project Survey.	Do.	2.160	3.300	1.000	1.200	1.000	0.600	0.400	1.100	..
24.	Brahmaputra Multipurpose Project Survey.	Do.	9.700	8.540	0.370	0.160	1.000	3.810	2.500	..	2.500	3.200	1.160

25. Teesta Sub-Pro- ject.	Do.	4.890	2.270	..	0.580	0.860	0.350	0.480	..
26. Equipment Pool.	Do.	30.010	30.000	..	0.870	8.500	12.500	2.000	1.000	1.000	11.130	..
27. Brahmaputra Flood Embankment (Fulchari to Serajganj).	Do.	44.400	44.400	1.500	18.000	2.880	2.780	0.100	24.900	..
28. Tippera-Chitta- gong Multipur- pose Project (Chandpur Irriga- tion Schemes).	Do.	84.580	50.500	0.500	10.000	4.850	4.000	0.850	40.000	34.080

Total (On-going) .. 314.440 90.490 51.280 39.210

New Schemes :

1. Old Brahmaputra- Project (1st Phase)	Recomm- ended by CDWP.	726.270	50.500	0.500	10.000	5.000	4.000	1.000	40.000	675.800
2. Karnafuli Project (3rd Unit)	Approved	21.300	18.620	3.000	2.760	2.760	..	15.620	9.500
3. Haor Reclamation	Un- approved	90.200	10.000	1.000	0.500	0.500	..	9.000	80.200
4. Manu River Pro- ject.	Approved	25.590	10.000	1.000	0.500	0.500	..	9.000	15.590
5. Ganges-Kobadak Project (Jessore Unit).	Un- approved	490.010	10.000	1.000	0.100	..	0.100	9.000	480.010
6. Southern Raj- shahi Irrigation Scheme.	Approved	70.700	10.000	1.000	0.500	0.500	..	9.000	52.240
7. Control over Brahmaputra River for Flood Control Survey.	Approved by P.P.A.	65.320	15.910	1.000	2.000	0.700	..	0.700	12.910	49.400

(Million Rupees)

Sl. No.	Name of the Scheme	Status of the scheme	Estimated cost	Second Plan Outlay	Expenditure in preceding years of the Plan			Provision for 1963-64	Foreign Exchange required for 1963-64			Expenditure in subsequent years	
					1st	2nd	3rd		Total	Foreign aid	Own resources	1964-65	After 2nd Plan
1	2	3	4	5	6	7	8	9	10	11	12	13	14
8.	Major Project on the Ganges in East Pakistan (Survey of Faridpur-Barisal Project and Ganges Barrage).	Approved by C.D.W.P.	29.130	11.210	1.000	3.240	2.200	..	2.200	6.970	17.920
9.	Feasibility Study under U.S. AID loan.	Un-approved	11.960	11.960	7.220	4.000	4.000	..	4.740	..
Total (New)								..	29.460	16.260	12.260	4.000	
Total—(On-going & New)								..	343.900	106.750	63.540	43.210	
Miscellaneous Schemes													
<i>On-going Schemes</i>													
1.	Karnafuli compensation.	Approved	36.500	27.720	14.800	2.380	2.725	3.100	4.710	..
2.	Minor Irrigation	Do.	30.000	30.000	4.394	3.516	4.500	3.000	14.590	..
Total (Water)								..	350.000	106.750	63.540	43.210	

Power.

On-going Schemes :

1. Goalpara-Bhera- mara Intercon- nector.	Do.	19.300	19.300	0.400	0.470	3.500	5.400	3.200	2.880	0.320	9.530	..
2. Acquisition and/ or Supply of Power to small undertakings.	Do.	25.000	25.000	0.270	1.080	8.000	7.000	4.500	..	4.500	8.650	..
3. Electrical and Mechanical Work- shop.	Do.	2.500	2.500	1.000	1.500	0.900	0.800	0.100
4. Maintenance, Test and Research La- boratory.	Do.	2.500	3.400	0.130	0.220	1.400	1.650	0.550	0.500	0.050
5. Electrical Equip- ment pool for small and medium size industrial consumers.	Do.	25.000	25.000	1.970	2.580	12.000	8.000	7.000	6.000	1.000	0.450	..
6. 132 KV Comilla- Sylhet Trans- mission line.	Do.	38.600	38.600	0.160	0.090	3.880	10.000	6.000	5.400	0.600	24.470	..
7. Isolated Genera- tion and Distribu- tion.	Do.	80.200	80.200	2.000	20.000	17.500	15.000	2.500	58.200	..
8. Secondary Trans- mission and Dis- tribution—West of Brahmaputra.	Do.	20.500	24.780	0.780	4.500	14.000	5.500	4.500	4.250	0.250
9. Secondary Trans- mission and Dis- tribution—East of Brahmaputra.	Do.	90.500	90.500	25.000	21.300	11.300	7.500	3.800	32.500	..

(Million Rupees)

Sl. No.	Name of the Scheme	Status of the scheme]	Estimated cost	Second Plan Outlay	Expenditure in preceding years of the Plan			Provision for 1963-64	Foreign Exchange required for 1963-64			Expenditure in subsequent years	
					1st	2nd	3rd		Total	Foreign aid	Own resources	1964-65	After 2nd Plan
1	2	3	4	5	6	7	8	9	10	11	12	13	14
10.	Training of Electrical and Mechanical Engineers Draftsmen, etc. and their induction into E.P. WAPDA.	Approved,	8.800	8.800	0.600	2.800	1.200	1.000	0.200	5.400	..
11.	Supply of Power to PIDC Jute Mills.	Do.	2.460	2.460	0.150	2.310	0.710	..	0.710
12.	Shifting of Dhanmandi Power Plant to Rajshahi.	Do.	2.000	2.000	..	0.080	N.A.	0.420	0.300	..	0.300	1.500	..
13.	Dacca Electric Supply.	Do.	34.500	33.230	3.300	4.330	10.600	15.000	8.000	..	8.000
14.	Survey of Secondary Transmission and Distribution.	Do.	1.600	1.600	0.600	1.000
					Total (On-going)			..	101.880	65.660	43.330	22.330	

New Schemes :

1. Siddhirganj 50 M. W. Thermal Plant.	Do.	46.020	39.090	5.590	3.070	2.000	1.070	33.500	6.930
2. Sylhet 50 M.W. Thermal Plant.	Un-approved	46.930	39.750	1.000	0.700	0.500	0.200	38.750	7.180
3. Siddhirganj - Jhnaidah 132 KV Interconnector.	Approved.	32.360	27.020	5.080	2.110	1.200	0.910	21.940	5.340
4. Hathazari - Nazirhat-Fatickchari 11 KV Overhead Line	Do.	0.590	0.590	0.250	0.340	0.230	..	0.230
5. Hathazari-Kumira 11 KV Overhead Line.	Do.	0.370	0.370	0.150	0.220	0.160	..	0.160
6. Secondary Transmission Line—Sholashahar-Hathazari.	Do.	0.780	0.780	0.150	0.630	0.420	..	0.420
7. Rangamati Electric Supply.	Do.	0.600	0.600	0.250	0.350	0.060	..	0.060
8. Reorganisation of 11 KV System—Kalurghat Industrial Area.	Do.	1.900	1.900	0.300	1.600	0.950	..	0.950
9. Reorganisation of 11 KV System, Sholashahr industrial Area.	Do.	2.760	2.760	0.450	2.310	1.390	..	1.390

(Million Rupees)

Sl. No.	Name of the Scheme	Status of the scheme	Estimated cost	Second Plan Outlay	Expenditure in preceding years of the Plan			Provision for 1963-64	Foreign Exchange required for 1963-64			Expenditure in subsequent years	
					1st	2nd	3rd		Total	Foreign aid	Own resources	1964-65	After 2nd Plan
1	2	3	4	5	6	7	8	9	10	11	12	13	14
10.	Reorganisation of H/T Distribution at Chandpur.	Approved.	1.900	1.900	0.400	1.500	0.650	..	0.650
11.	Reorganisation of 11 KV System at Fouzdarhat Industrial Area.	Do.	1.950	1.950	0.350	1.600	0.930	..	0.930
12.	Jhenaidah Electric Supply.	Do.	2.050	2.060	0.530	1.530	0.860	..	0.860
13.	66 KV Overhead Transmission line, Tongi to Tangail via Mirzapur.	Do.	2.440	2.440	0.350	1.480	0.650	..	0.650	0.610	..

14. Lalmai-Daulatganj Transmission line.	Do.	0.940	0.420	0.200	0.220	0.150	..	0.150
15. Pre-investment Survey and Investigation for power schemes.	Do.	2.040	2.040	0.520	0.900	0.740	..	0.740	0.620	..
TOTAL (New)						24.350	13.070	3.700	9.370			
Total Power (On-going & New)						126.230	78.730	47.030	31.700			
GRAND TOTAL—(Water and Power)						476.230	185.480	110.570	74.910			

INDUSTRY

(Million Rupees)

Sl. No.	Name of the Scheme	Status of the scheme	Estimated cost	Second Plan Outlay	Expenditure in preceding years of the Plan			Provision for 1963-64	Foreign Exchange required for 1963-64			Expenditure in subsequent years	
					1st	2nd	3rd		Total	Foreign Aid	Own Resources	1964-65	After 2nd Plan
1	2	3	4	5	6	7	8	9	10	11	12	13	14
<i>I. E.P.I.D.C.</i>													
On-going Schemes													
1.	Hard Board Mills.	Approved.	10.000	10.000	..	0.210	5.000	4.050	4.050	4.050	..	0.740	..
2.	Newsprint Mills-Expansion.	Do.	40.000	40.000	10.000	18.850	13.192	12.392	0.800	2.500	..
✓ 3.	Natural Gas Fertilizer, Fen-chuganj.	Do.	243.950	142.750	33.690	19.350	36.100	32.500	3.500	..	3.500	21.100	12.500
4.	Streptomycine Factory.	Do.	21.430	21.430	3.000	15.000	13.440	13.440	..	3.430	..
5.	Pak Pharmaceutical Factory.	Do.	7.500	3.000	0.050	1.830	1.000	0.120
6.	D.D.T. Factory	Do.	9.670	9.670	1.000	8.670	4.720	4.720
7.	Sulphuric Acid and Superphosphate.	Approved by C.D.W.P.	18.800	18.800	1.000	5.000	4.200	4.200	..	12.800	..

8. Khulna Shipyard	Approved by CDWP.	41.500	16.710	4.540	1.270	6.650	2.350	0.610	0.610
9. Peat Survey and Investigation.	Do.	8.500	7.120	0.900	0.140	1.700	2.000	0.840	0.850	..	2.380	..
10. Assam Bengal Cement Factory to be taken over from the Private Sector.	Unapproved	12.160	12.160	0.930	1.000	1.000	..	1.000	6.060	..
11. Iron and Steel Works, Chittagong.	Approved.	270.770	154.390	0.260	2.310	30.000	73.840	37.840	36.590	0.890	51.620	116.380
12. Kushtia Sugar Mills.	Do.	21.000	21.000	..	0.820	4.500	15.680	12.530	12.530
13. Rajshahi Sugar Mills.	Do.	22.000	22.000	3.000	19.000	12.530	12.530
14. United Jute Mills	Do.	16.500	8.090	1.300	7.350	0.730
15. Pak Jute Mills.	Do.	16.500	8.090	1.640	6.600	0.730
16. Qaumi Jute Mills.	Do.	16.500	14.000	1.280	7.210	5.500
17. W. Rahman Jute Mills.	Do.	16.500	8.090	0.300	5.300	2.530
18. Associated Jute Mill's (M. N. Samad Jute Mills).	Do.	16.500	1.750	1.750	@
19. Delta Jute Mills	Do.	16.500	1.750	1.750
20. Alijan Jute Mills	Do.	16.500	1.750	1.750
21. Eastern Cooperative Jute Mills.	Do.	16.500	1.750	1.750
Total (On-going)						..	198.060	108.092	101.902	6.190		

@ Private participants would contribute and hence there will be expenditure against these schemes along with EPIDC's contribution already made.

(Million Rupees)

Sl. No.	Name of the Scheme	Status of the scheme	Estimated cost	Second Plan Outlay	Expenditure in preceding years of the Plan			Provision for 1963-64	Foreign Exchange required for 1963-64			Expenditure in subsequent years	
					1st	2nd	3rd		Total	Foreign aid	Own resources	1964-65	After 2nd Plan
1	2	3	4	5	6	7	8	9	10	11	12	13	14
New Schemes :													
22.	Bagasse Paper Mills.	Un-approved	40.000	11.000	1.000	0.700	0.700	..	10.000	29.000
23.	Paper Pulp Complex.	Do.	190.520	51.000	1.000	0.600	0.600	..	50.000	139.520
24.	Natural Gas Fertilizer Factory Expansion (Block allocation for Addl. capacity development).	Approved P.P.A.	208.500	55.580	2.580	1.250	1.250	..	51.000	154.920
25.	Polyethene Bag Manufacturing Unit.	Approved by C.D.W.P.	0.410	0.410	0.410	0.250	0.250
26.	350 feet Dry Dock. Narayan-ganj.	Do.	1.940	1.940	0.940	0.300	0.300	..	1.000	..
27.	Chittagong Dry Dock.	Approved by P.P.A.	32.170	11.000	1.000	0.500	0.500	..	10.000	21.170
28.	E. P. I. D. C. Transit Depot, Khulna.	Approved	1.100	1.100	0.120	0.370	0.810	..

29.	Thakurgaon Sugar Mills Expansion.	Cleared by C.D.W.P.	5.000	5.000	4.000	2.800	2.800	..	1.000	..
30.	Mobarakganj Sugar Mills.	Un-approved,	22.000	7.500	1.000	0.500	0.500	..	6.500	14.500
31.	Panchagar Sugar Mills.	Do.	22.000	7.500	1.000	0.500	0.500	..	19.500	14.500
32.	United Jute Mills Expansion.	Approved.	15.000	15.000	1.750	IDBP will provide Foreign Exchange.
33.	Pak. Jute Mills Expansion.	Do.	15.000	15.000	1.750	
34.	W. Rahman Jute Mills Expansion.	Do.	15.000	15.000	1.750	
35.	Quami Jute Mills Expansion.	Do.	15.000	15.000	3.500	
36.	500 looms in Muslin Cotton Mills.	Approved by C.D.W.P.	14.030	7.310	5.470	4.450	4.450	..	1.840	6.720
37.	New Jute Mills (1,000 looms).	Do.	66.000	66.000	3.000	22.600	22.600	..	85.270	..
38.	Investigation of Limestone Coal Deposits and other Minerals.	Un-approved.	3.500	3.500	0.500	1.000	0.800	0.800	..	2.000	..
39.	Acquisition and Development of 500 acres of land for industrial estate contiguous to Iron and Steel Works Chittagong.	Approved.	21.341	21.341	4.162	4.000	0.089	0.089	..	13.279	..

Total (New) .. 35.520 35.339 35.339 ..

Total (EPIDC) (On-going and New) .. 233.580 143.431 137.241 6.190

(Million Rupees)

Sl. No.	Name of the Scheme	Status of the scheme	Estimated cost	Second Plan Outlay	Expenditure in preceding years of the Plan			Provision for 1963-64	Foreign Exchange required for 1963-64			Expenditure in subsequent years	
					1st	2nd	3rd		Total	Foreign aid	Own resources	1964-65	After 2nd Plan
1	2	3	4	5	6	7	8	9	10	11	12	13	14
II. <i>E.P.S.I.C. Ongoing Schemes :</i>													
1.	Design Centre (Incorporating award of prizes).	Approved.	1·850	1·850	0·550	0·650	0·300	0·350
2.	Common Facility Centre for handloom at Barisal, Choumahani and Bhairab.	Do.	2·630	0·630	..	1·370	1·070	0·190
3.	Rural Industrial Service.	Do.	3·050	3·050	0·550	0·770	1·350	0·380
4.	Industrial Estates at Jessore, Dinajpur and Feni.	Do.	3·290	3·290	2·500	0·790	0·030	..	0·030
5.	Industrial Estates at :												
	Tongi } Khulna } Sylhet } Chittagong. }	Do.	10·010	10·010	5·000	5·010	0·780	..	0·780
6.	Development of Salt Industry.	Do.	2·490	2·490	1·830	0·660

7. Establishment of Light Engg. Service Centre, Chittagong.	Do.	6.030	5.530	1.000	2.530	0.800	..	0.800
8. Pilot Project for Glazed pottery.	Do.	1.220	1.220	0.700	0.520
TOTAL (On-going)						..	10.430	1.610	..	1.610		

New Schemes :

1. Industrial Estate at Cox's Bazar.	Do.	0.420	0.420	0.420	0.060	..	0.060
2. Industrial Estate at Kushtia.	Do.	0.460	0.460	0.460	0.070	..	0.070
3. Industrial Estate at Chandpur.	Do.	0.550	0.550	0.550	0.020	..	0.020
4. Industrial Estate at Rajbari (Faridpur).	Do.	0.300	0.300	0.300	0.050	..	0.050
5. Industrial Estate at Bogra.	Do.	0.390	0.390	0.390	0.060	..	0.060
6. Artisan Workshop at Tongi and Chittagong.	Un-approved.	2.800	2.400	2.400	0.800	..	0.800
7. Pilot Project for Pink Pearl.	Do.	0.430	0.430	0.430	0.090	..	0.090
8. Establishment of feeder sericulture Nurseries.	Do.	1.820	1.820	0.820	0.320	..	0.320
9. Balancing of Sericulture Factory.	Do.	0.740	0.740	0.740	0.250	..	0.250
10. Technical and Advisory Services to EPSIC.	Do.	3.060	2.530	1.900	1.000	..	1.000

(Million Rupees)

Sl. No.	Name of the Scheme	Status of the scheme	Estimated cost	Second Plan Outlay	Expenditure in preceding years of the Plan			Provision for 1963-64	Foreign Exchange required for 1963-64			Expenditure in subsequent years	
					1st	2nd	3rd		Total	Foreign aid	Own resources	1964-65	After 2nd Plan
1	2	3	4	5	6	7	8	9	10	11	12	13	14
11.	Service and Facility Centre for Textile (2 Units) Leather (2 Units) and Wood Works (2 Units).	Unapproved.	2.420 2.040 0.750	2.000 1.740 0.750	2.000 1.620 0.750	1.020 0.430 0.230	1.020 0.430 0.230
12.	Establishment of Supply and Marketing Depot.	Do.	0.700	0.700	0.700
13.	Techno-Economic Survey of selected small Industries.	Do.	0.500	0.500	0.500
14.	Sales-cum-display centres for small industries products, (4 Units).	Do.	0.500	0.500	0.500
15.	Sericulture Extension.	Do.	0.890	0.890	0.890	0.240	..	0.240
Total (New)								16.370	4.640	..	4.640		
Total (On-going and New)								26.800	6.250	..	6.250		

III. F.I.D.C. On-going
Schemes :

1. Mangrove Tannin Extraction (tannin from goran Bark).	Approved.	1.800	1.800	0.940	0.760	0.390	..	0.390
2. F.I.D.C. Wood Seasoning and Cabinet Manufacturing plant at Dacca.	Do.	1.290	1.290	0.700	0.590	0.180	..	0.180
3. F.I.D.C. Wood Seasoning and Cabinet Manufacturing plant at Khulna.	Do.	1.290	1.290	0.480	0.810	0.180	..	0.180
4. Expansion of existing Wood Treating Plant and Seasoning Kiln at Chittagong.	Do.	1.150	1.150	0.430	0.720	0.340	..	0.340
5. Services of consultants for Development of Forest Industries.	Do.	1.150	1.150	0.370	0.780	0.280	..	0.280
6. Sylhet Pulp and Paper Mill (incorporating scheme for survey of Sylhet grass for Pulp Mill).	Do.	85.850	1.870	..	0.170	N.A.	0.820	0.550	0.540	0.010
7. General and special consultants services for F.I.D.C. (incorporating schemes on feasibility studies).	Un-approved.	11.740	4.830	0.350	2.530	2.030	..	2.030

Total (On-going) .. 6.230 3.670 0.540 3.130

(Million Rupees)													
Sl. No.	Name of the Scheme	Status of the scheme	Estimated cost	Second Plan Outlay	Expenditure in preceding years of the Plan			Provision for 1963-64	Foreign Exchange required for 1963-64			Expenditure in subsequent years	
					1st	2nd	3rd		Total	Foreign aid	Own resources	1964-65	After 2nd Plan
1	2	3	4	5	6	7	8	9	10	11	12	13	14

New Schemes :

1.	Integrated Timber Industrial Unit for North Bengal.	Approved.	1.290	1.290	0.410	0.350	..	0.350
2.	Integrated Forest Industrial Unit and Depot at Sylhet.	Un-approved.	1.900	1.900	0.200
Total (New)							..	0.610	0.350	..	0.350		
Total (On-going and New)							..	6.840	4.020	0.540	3.480		

IV. *Large Industrial Estates*

(I) <i>D.I.T.</i>													
1.	Tongi Industrial Estate.	Approved by C.D.W.P.	16.200	16.200	..	2.530	4.000	6.000	0.500	..	0.400
2.	Industrial Estate for Tanning and Allied Industries.	Approved.	7.800	7.000	1.000	4.000	0.500	..	0.500
3.	Shifting of Tanneries from Hazaribad.	Do.	2.400	2.400	1.000	1.000	0.100	..	0.100

4. Development of 2,000 acres of low land for Commercial and Industrial purposes.	Do.	20.800	8.000	1.00	3.000	0.300	..	0.300
Total (D.I.T.)							14.000 (2.000)	1.400	..	1.400		
(II) <i>Khulna Development Authority (K.D.A.) :</i>												
1. Khulna Industrial Estate.	Do.	12.100	8.700	..	0.100	3.600	2.500	0.400	..	0.400
Total (K.D.A.)						..	2.500	0.400	..	0.400		
(III) <i>Chittagong Development Authority (C.D.A.) :</i>												
<i>On-going Scheme</i>												
1. Kalurghat Industrial Area.	Do.	2.350	2.350	0.070	0.740	1.000	0.400	0.050	..	0.050
2. Expansion of Light Industrial Area at Solashahar, Chittagong.	Do.	2.200	02.080	0.510	0.760	0.400	0.410
3. Development of area at Fouzdarhat.	Do.	28.700	14.750	..	1.250	3.500	6.000	0.170	..	0.170
4. Development of Noxious Industries at Chittagong.	Do.	1.850	1.850	0.850	0.500	0.020	..	0.020
<i>(New Scheme) :</i>												
5. Development of Light Industrial Area at Hat Hazari Road, Chittagong.	Un-approved.	12.500	3.000	1.000	0.200	..	0.200
Total (C.D.A.)						..	8.310	0.440	..	0.440		
Total (Large Estates)						..	24.810	2.240	..	2.240		

(Million Rupees)

Sl. No.	Name of the Scheme	Status of the scheme	Estimated cost	Second Plan Outlay	Expenditure in preceding years of the Plan			Provision for 1963-64	Foreign Exchange required for 1963-64			Expenditure in subsequent years	
					1st	2nd	3rd		Total	Foreign aid	Own resources	1964-65	After 2nd Plan
1	2	3	4	5	6	7	8	9	10	11	12	13	14

V. Co-operative Industries :

1.	Development of Weaver's Co-operatives.	Approved.	34.340	34.550	2.500	5.120	10.000	8.350
----	--	-----------	--------	--------	-------	-------	--------	-------	----	----	----	----	----

2.	Development of brass and bell metal industries on a co-operative basis.	Do.	0.830	0.830	0.330	0.250	0.070	..	0.070
----	---	-----	-------	-------	----	----	-------	-------	-------	----	-------	----	----

Total	..	8.600	0.070	..	0.070
-------	----	-------	-------	----	-------

Grand Total (Industry, Fuels and Minerals)	..	303.180 (1.000)	157.521 ..	137.781 ..	19.740 ..
--	----	--------------------	---------------	---------------	--------------

TRANSPORT AND COMMUNICATIONS

(Million Rupees)

Sl. No.	Name of the Scheme	Status of the scheme	Estimated cost	Second Plan Outlay	Expenditure in preceding years of the Plan			Provision for 1963-64	Foreign Exchange required for 1963-64			Expenditure in subsequent years	
					1st	2nd	3rd		Total	Foreign aid	Own resources	1964-65	After 2nd Plan
1	2	3	4	5	6	7	8	9	10	11	12	13	14
Roads On-going Schemes													
Dacca Circle I													
1.	Greater Dacca Road :—												
	(a) Azimpur Road.	Approved.	0.690	4.450	0.380	0.320	1.100	1.000	0.250	..	0.250
	(b) Elephant Road.	Do.	0.480		0.110	0.310							
	(c) Green Road	Do.	0.660		0.020	0.360							
	(d) Road in front of Medical College.	Do.	0.610		..	0.280							
	(e) Mirpur—Shahabag—Mogh bazar Road.	Do.	1.640	0.170							
2.	Dacca—Tongi—Diversion Road, 10 miles.	Do.	6.970	11.080	3.020	2.560	2.000	2.500	0.800	..	0.800	..	2.500

(Million Rupees)

Sl. No.	Name of the Scheme	Status of the scheme	Estimated cost	Second Plan Outlay	Expenditure in preceding years of the Plan			Provision for 1963-64	Foreign Exchange required for 1963-64			Expenditure in subsequent years	
					1st	2nd	3rd		Total	Foreign aid	Own resources	1964-65	After 2nd Plan
1	2	3	4	5	6	7	8	9	10	11	12	13	14
3.	Joydevpur—Mirzapur Road, 22 miles.	Approved.	17.090	2.360	0.100	0.460	0.800	1.200	0.300	..	0.300	0.100	..
4.	Mirzapur—Tangail Road, 18 miles.	Do.	11.790	3.300	1.680	0.520	0.500	0.500	0.150	..	0.150	0.100	..
Dacca Circle—II													
5.	Dacca—Aricha Road, 56 miles.	Do.	48.210	25.760	2.710	8.050	9.000	7.500	1.800	..	1.800	2.000	0.500
6.	Widening of Dacca—Narayanganj Road, 10 miles.	Un-approved.	11.650	3.200	0.050	1.000	0.200	..	0.200	2.000	7.500
7.	Demra—Daudkandi Road, 22 miles.	Approved,	20.450	14.970	2.850	4.620	3.200	2.500	0.750	..	0.750	1.000	0.500
8.	Chittagong Trunk Road. (Feni—Comilla) 43 miles.	Do.	3.680	1.420	0.400	0.420	0.100	0.400	0.100	..	0.100	0.200	..
9.	Brahmanbaria—Companiganj Road,	Do.	12.360	10.710	0.090	1.120	2.500	4.000	1.000	..	1.000	3.500	..

10. Brahmanbaria— Madhabpur Road, 20 miles.	Do.	7.800	2.390	0.190	0.300	0.300	0.800	0.200	..	0.200	0.500	..
11. Comilla—Chand- pur Road, 45 miles.	Do.	10.260	5.210	0.490	1.220	1.500	1.470	0.300	..	0.300	1.000	..
12. Brahmanbaria— Nasirnagar Road.	Do.	1.410	0.420	0.060	0.110	0.050	0.200	0.050	..	0.050	0.050	..
Sylhet Division												
13. Madhabpur— Teliapara Road, (2nd phase) 8 miles.	Do.	1.050	0.730	..	0.030	0.600	0.150	0.030	..	0.030	0.050	..
14. Sylhet— Fenchuganj Road, 15 miles.	Do.	2.320	2.420	0.150	0.470	0.800	0.800	0.200	..	0.200	0.500	..
15. Bridges on Sylhet —Sunamganj Road, 15 miles.	Do.	1.410	1.600	..	0.300	0.300	0.500	0.200	..	0.200	0.500	..
16. Gopalganj— Badeswar Road, 8 Miles.	Do.	0.400	0.140	0.010	0.020	0.100	0.010
Mymensingh Division												
17. Tangail— Charabari Road, 6 Miles.	Do.	1.620	0.280	0.010	0.020	0.150	0.050
18. Tangail Porabari Road, 10 miles.	Do.	3.600	1.000	0.300	0.200	0.230	0.200	0.050	..	0.050	0.200	0.500
19. Bridges on My- mensingh— Tangail Road.	Do.	2.380	2.410	0.560	0.350	0.300	0.800	0.200	..	0.200	0.200	..

(Million Rupees)

Sl. No.	Name of the Scheme	Status of the scheme	Estimated cost	Second Plan Outlay	Expenditure in preceding years of the Plan			Provision for 1936-64	Foreign Exchange required for 1963-64			Expenditure in subsequent years	
					1st	2nd	3rd		Total	Foreign aid	Own resources	1964-65	After 2nd Plan
1	2	3	4	5	6	7	8	9	10	11	12	13	14
20.	Mymensingh—Trisal—Tarail—40.5 miles.	Approved.	12.150	3.120	0.070	0.050	1.000	1.500	0.400	..	0.400	1.000	4.500
21.	Jamalpur—Sherpur—Nalitabari Road, 27 miles.	Do.	5.010	1.910	0.560	0.700	0.300	0.100	0.030	..	0.030	0.050	..
22.	Quarry Road in Mymensingh, 8 miles.	Do.	1.500	1.350	0.220	0.380	0.500	0.400	0.080	..	0.080	0.050	..
23.	Mymensingh Border Road, 8 miles.	Do.	4.740	0.530	0.020	0.010	0.020	0.200	0.050	..	0.050	0.300	..
24.	Mymensingh—Haluaghat Road.	Do.	7.510	0.740	0.230	0.010	..	0.300	0.080	..	0.080	0.200	..
Jessore Circle													
25.	Bridges on Jessore Jhenaidah Road.	Do.	0.500	0.470	0.120	0.050	0.300	0.100	0.020	..	0.020	0.050	..
26.	Jhenaidah—Kushtia Road.	Do.	11.280	8.060	0.140	1.920	1.600	2.000	0.500	..	0.500	2.000	0.500

27.	Kushtia—Iswardi Road. (Kushtia portion), 22 miles.	Do.	5.630	4.490	0.260	0.730	0.600	1.000	0.250	..	0.250	1.500	0.600
28	Greater Khulna Road.	Do.	1.100	1.580	0.090	0.440	0.600	0.500	0.050	..
29.	Khulna—Chuknagar Road.	Do.	2.420	1.670	0.500	0.570	0.200	0.100	0.030	..	0.030	0.200	..
30.	Shatkhirā—Chuknagar Road.	Do.	3.280	1.810	0.140	0.370	0.600	0.500	0.120	..	0.120	0.200	1.000
31.	Jessore—Narail Road.	Do.	7.390	3.290	0.640	0.850	1.100	0.200	0.050	..	0.050	1.000	..
32.	Jessore—Chuknagar Road.	Do.	7.470	4.230	0.360	0.870	1.400	1.000	0.250	..	0.250	1.000	1.500
33.	Darsana—Jibannagar 8 miles.	Do.	0.820	0.450	0.050	0.050	0.020	0.200	0.060	..	0.060	0.050	..
Faridpur circle													
34.	Goalanda—Faridpur Magura Road, 52.5 miles.	Do.	30.630	17.710	3.000	5.210	3.600	2.500	0.750	..	0.750	3.000	1.000
35.	Barisal—Madari-pur Road.	Do.	9.460	6.550	1.250	1.600	1.800	1.200	0.300	..	0.300	0.500	..
36.	Madripur—Bhanga Road, 28 miles.	Do.	13.320	11.980	1.920	2.060	4.000	3.000	0.800	..	0.800	3.000	..
37.	Bhanga—Faridpur Road.	Do.	8.290	3.930	0.970	1.010	1.200	0.400	0.100	..	0.100	0.050	..
Rajshahi Circle													
38.	Kashinathpur—Shahzadpur Road, 17 miles.	Do.	6.640	4.020	..	1.620	1.300	0.400	0.100	..	0.100	0.500	..

(Million Rupees)

Sl. No.	Name of the Scheme	Status of the scheme	Estimated cost	Second Plan Outlay	Expenditure in preceding years of the Plan			Provision for 1963-64	Foreign Exchange required for 1963-64			Expenditure in subsequent years	
					1st	2nd	3rd		Total	Foreign aid	Own resources	1964-65	After 2nd Plan
1	2	3	4	5	6	7	8	9	10	11	12	13	14
39.	Kushtia—Iswardi Road, (Pabna portion).	Approved.	2.420	2.010	..	0.410	1.000	0.600	0.150	..	0.150	0.500	..
40.	Rajshahi—Godagari Road, 20 miles.	Do.	5.330	4.510	0.400	0.410	1.700	2.000	0.500	..	0.500	0.500	..
41.	Godagari—Nawabganj	Do.	3.400	2.300	0.400	0.800	0.200	..	0.200	1.500	..
42.	Ullapara—Sherpur.	Do.	4.000	4.000	..	1.000	0.800	2.000	0.400	..	0.400	0.200	..
43.	Baneswar—Sarda, 6 miles.	Do.	1.010	1.120	0.300	0.500	0.300	0.020
44.	Greater Rajshahi Road.	Do.	1.040	1.100	0.300	0.500	0.150	..	0.150	0.300	..
45.	Rajshahi—Nahatta, 6 miles.	Do.	0.270	1.260	0.100	0.410	0.550	0.200	0.050	..	0.050	0.050	..
46.	Bridges on Kashi-nathpur Shah-zadpur Road.	Do.	2.990	3.800	0.100	1.500	0.400	..	0.400	2.300	..
Rangpur Circle													
47.	Rahabal—Rangpur Road, 50 miles.	Do.	13.140	8.400	1.100	1.800	3.500	2.000	0.500	..	0.500	1.500	0.500

48. Rangpur-Saidpur-Tharagarh Road, 76 miles.	Do.	13.750	6.050	2.900	0.900	1.800	1.000	0.250	..	0.250	0.250	0.600
49. Birganj-Panchagarh Road, 40 miles.	Do.	8.350	4.450	2.130	1.220	0.600	0.100
50. Panchagarh Tetulia Road, 24 miles.	Do.	2.120	1.030	0.030	0.200	0.500	0.250	0.060	..	0.060	0.050	..
51. Ruhea-Goalpara Road (2nd Phase, 12 miles).	Do.	2.100	2.100	0.300	1.100	1.000	0.050	0.050	..
52. Birganj Darwani Road, 15 miles.	Do.	0.560	0.250	0.100	0.100	0.030	..	0.030	0.050	..
53. Gaibandha-Palashbari.	Do.	2.350	2.500	0.400	1.500	0.400	..	0.400	0.500	..
54. Ullapara-Sherpur 28 miles.	Do.	10.540	5.000	1.200	1.000	1.200	0.600	0.100	..	0.100	1.000	..
55. Bogra-Rahbal Road, 16 miles.	Do.	3.720	2.000	1.500	0.200	0.370	0.150	0.050	..	0.050	0.050	..

CHITTAGONG DIVISION :

56. Begamganj-Matabi, 8 miles.	Do.	1.270	1.950	..	0.900	0.400	0.050
57. Maricha-Teknaf, 40 miles.	Do.	14.900	2.500	0.700	1.500	0.400	..	0.400	0.500	..
58. Dhum-Ramgarh, 20 miles (2nd phase).	Do.	3.710	3.100	1.500	1.500	0.350	..	0.350	0.350	..
59. Greater Chittagong Road.	Do.	2.300	2.100	..	0.500	1.000	0.800	0.200	..	0.200	0.600	..

61-940

(Million Rupees)

Sl. No.	Name of the Scheme	Status of the scheme	Estimated cost	Second Plan Outlay	Expenditure in preceding years of the Plan			Provision for 1963-64	Foreign Exchange required for 1963-64			Expenditure in subsequent years	
					1st	2nd	3rd		Total	Foreign aid	Own resources	1964-65	After 2nd Plan
1	2	3	4	5	6	7	8	9	10	11	12	13	14
60.	Matabi-Raipur, 18 miles (2nd Phase).	Approved.	2.000	2.850	..	0.900	0.800	0.300	0.050	..
61.	Chittagong-Rangamati, 47 miles.	Do.	12.250	3.700	0.980	1.170	1.000	0.500	0.500	..	0.500	0.050	..
62.	Widening of Dacca Chittagong Road, 172 miles.	Do.	33.400	8.700	1.700	3.000	1.000	..	1.000	5.000	21.700
63.	Highway Workshop.	Do.	2.100	2.100	0.100	0.500	0.300	0.500	0.250	..	0.250	0.500	..
64.	Road Research Laboratory.	Do.	2.300	2.550	0.500	0.050	0.500	1.000	0.400	..	0.400	0.500	..
65.	Surveying and Planning.	Do.	1.000	2.150	0.400	0.350	0.300	0.100	0.050	..	0.050	1.000	..
66.	Bridges on Behanmanbaria Mahabpur Road.	Un-approved.	2.200	1.700	0.500	0.120	..	0.120	1.000	..
67.	Dinajpur Phulbari Road, 26 miles, 2nd Phase).	Approved.	4.320	2.030	0.030	1.000	0.250	..	0.250	1.000	2.500

L 26 (63)P.C.	68. Arear Land Acquisition.	Approved	..	1.100	0.100	0.500	0.500	..
	(9. Kushtia-Meherpur, 36 miles. (2nd phase).	Do.	6.320	2.000	0.500	1.000	0.250	..	0.250	1.000	3.200
	70. Goalpara-Panchagarh (12 miles).	Do.	1.120	1.650	0.500	0.600	0.100	0.500	0.050	..
	71. Sitalakhya Bridge—Design.	Do.	0.070	0.070	0.020	0.050
	72. Nandail—Athrabari—Saidkore.	Do.	4.500	1.540	..	0.040	0.020	0.500

Total (On-going)	..	67.850	17.560	..	17.560
------------------	----	--------	--------	----	--------

NEW SCHEMES :

1. Foreign Consulting Services for feasibility and Engineering study :	Do.	2.200	2.200	..	:	1.100	1.100	0.100	..	0.100
(i) Sylhet-Dacca-Cum-Comilla Road.												
(ii) Rajshahi-Joypurhat-Fulcharighat.												
(iii) Jhalakati—Barisal—Khepupara Road.												

(Million Rupees)													
Sl. No.	Name of the Scheme	Status of the scheme	Estimated cost	Second Plan Outlay	Expenditure in preceding years of the Plan			Provision for 1963-64	Foreign Exchange required for 1963-64			Expenditure in subsequent years	
					1st	2nd	3rd		Total	Foreign aid	Own resources	1964-65	After 2nd Plan
1	2	3	4	5	6	7	8	9	10	11	12	13	14
2.	Foreign Consulting services for feasibility and Engineering study :	Approved	2·200	2·200	1·100	1·100	0·100	..	0·100
	(i) Chittagong— Dacca— Narayanganj Dacca— Road—												
	(ii) Dacca Aricha—												
	(iii) Dacca-Tongi- Joydevpur.												
	(iv) Goalunda— Faridpur- Barisal.												
	(v) Jessore- Khulna.												

3. Foreign Consulting services for feasibility and Engineering study :	Do.	2.200	2.200	1.100	1.100	0.100	..	0.100
(i) Faridpur— Magura— Jhenaidah.												
(ii) Jessore— Jhenaidah— Kushtia— Rajshahi— Godagari.												
(iii) Nagarbari— Bogra— Rangpur— Dinajpur.												
4. Foreign Consulting Services for feasibility and Engineering study etc. for three bridges (Viz. Rupsa, Karnaphuli and Buriganga).	Un-approved.	6.000	0.600	0.200	0.200	0.100	..	0.100
5. Jamalpur-Madhu- pur.	Approved	4.190	2.500	0.500	0.150	..	0.150	2.000	1.690
6. Improvement to Hathazari-Nazirhat Road.	Do.	3.820	1.200	0.200	0.050	..	0.050	1.000	2.610
7. Kurigram-Bhurangamari Rd.	Do.	4.600	1.450	0.450	0.120	..	0.120	1.000	3.100
8. Dhamrai-Kaliakar Rd.	Do.	3.600	1.100	0.100	0.020	..	0.020	1.000	2.500

(Million Rupees)

Sl. No.	Name of the Scheme	Status of the scheme	Estimated cost	Second Plan Outlay	Expenditure in preceding years of the Plan			Provision for 1963-64	Foreign Exchange required for 1963-64			Expenditure in Subsequent years	
					1st	2nd	3rd		Total	Foreign aid	Own resources	1964-65	After 2nd Plan
1	2	3	4	5	6	7	8	9	10	11	12	13	14
9.	Narail-Bhatia-para Rd.	Approved	3.940	0.700	0.200	0.050	..	0.050	0.500	3.240
10.	Surfacing para Road.	Telia-Sylhet Do.	18.000	2.500	0.500	0.250	..	0.250	2.000	5.500
11.	Construction of Sheolock-Banderban-Chimak Road.	Do.	4.510	0.700	0.200	0.050	..	0.050	0.500	3.810
12.	Improvement to Santahar-Naogaon-Mahadevpur-Patnitola-Dhamoirhat Rd.	Do.	7.300	2.000	0.500	0.100	..	0.100	1.500	5.300

Total (New)	6.150	1.190	..	1.190
Total (On-going)	67.850	17.560	..	17.560
Grand Total (On-going & New),	74.000	18.750	..	18.750

I.W.T.A.

A. On-going Schemes :

1. Programme of Development of Major and Secondary Inland River Ports:—

(a) Development of Inland River Ports—Phase-I Survey and Investigation and Provision of Basic facilities.	Do.	4.300	4.260	0.800	0.690	1.000	0.500	0.300	..	0.300	1.270	...
(b) Development of Inland River of Dacca, Narayanganj, Khulna, Barisal and Chandpur.	Do.	19.410	19.410	0.050	1.860	4.700	5.000	3.000	3.000	..	7.800	..
2. Marking, Buoying, Lighting and Charting of Navigable Waterways of East Pakistan.	Do.	11.820	12.270	0.890	5.920	5.010	0.450	0.450	0.450
3. Improvement of I.W.T.A. workshop at Barisal.	Do.	2.400	2.740	..	0.610	1.790	0.340	0.160	..	0.160	0.100	..
4. Provision of Ferries on certain routes.	Do.	15.500	17.050	..	0.040	* 9.000	4.000	3.000	..	3.000	4.010	..

(Million Rupees)

Sl. No.	Name of the Scheme	Status of the scheme	Estimated cost	Second Plan Outlay	Expenditure in preceding years of the Plan			Provision for 1963-64	Foreign Exchange required for 1963-64			Expenditure in subsequent years	
					1st	2nd	3rd		Total	Foreign aid	Own resources	1964-65	After 2nd Plan
1	2	3	4	5	6	7	8	9	10	11	12	13	14
5.	Development of Waterways and Navigable channels, etc.												
(a)	Improvement of Waterways and Navigable channels in East Pakistan Phase-I—Provision of Basic facilities, equipment, Hydrographic survey and investigation.	Approved	8.000	8.200	..	1.100	1.500	1.000	0.500	..	0.500	4.600	..
(b)	Dredging of Navigable channels.												
(i)	Dredging of Navigable channels from Mirkadim to Makuhati.	Do.											
(ii)	Dredging of Charmaguria and Punchola Khal of Madaripur.	Do.											
(iii)	Dredging of Bhairab River.	Do.	5.500	5.500	1.350	0.510	1.000	2.000	0.640	..
(iv)	Improvement of Sharishabari Khal.	Do.											

(v) Dredging of Modhumati River.	Do.											
(vi) Dredging of Waterways in East Pakistan.	Un-approved											
(c) Improvement of Waterways from Narayanganj to Chalna.	Approved	7.000	8.000	2.280	1.500	0.500	1.000	2.720	..
6. Salvage Craft for East Pakistan.	Do.	2.350	3.960	0.700	0.500	0.400	..	0.400	2.760	..
7. Provision of landing stages for passenger launch traffic.	Do.	6.000	6.000	3.400	1.500	1.000	1.000	..	1.100	..
8. Provision of Dacca-Chain Radio Location System.	Do.	3.880	7.500	1.080	0.270	0.250	0.250	..	6.150	..
9. Management and Consulting service scheme-- services of 7 Executive Consultants for 2 years.	Do.	4.270	3.670	1.650	0.510	0.400	0.400	..	1.530	0.600
10. Provision of Port facilities and landing stages in the cyclone affected coastal islands.	Approved by C.D.W.P.	15.770	5.220	1.000	0.710	0.500	..	0.500	3.510	10.550

(Million Rupees)

Sl. No.	Name of the Scheme	Status of the scheme	Estimated cost	Second Plan Outlay	Expenditure in preceding years of the Plan			Provision for 1963-64	Foreign Exchange required for 1963-64			Expenditure in subsequent years	
					1st	2nd	3rd		Total	Foreign aid	Own resources	1964-65	After 2nd Plan
1	2	3	4	5	6	7	8	9	10	11	12	13	14
11.	Consulting services for survey for development of waterways and Port Engineering.	Approved by C.D.W.P.	6.000	3.750	1.020	0.280	0.200	..	0.200	2.450	2.910
12.	Provision of 4 coastal ships.	Approved by C.D.W.P.	11.200	11.200	5.340	0.860	0.800	0.800	..	5.000	..
Total On-going					..			18.920	10.960	8.900	2.060		
<i>New Schemes :</i>													
13.	Provision of 4 LCTs. and 10 Motor Life Boats.	Approved by C.D.W.P.	8.900	8.900	0.990	0.800	0.800	..	7.910	..
14.	Repair yard for Ferries at Barisal.	Un-approved.	13.000	11.000	1.950	1.800	1.800	..	9.050	2.000
Total (New)					..			2.940	2.600	2.600	..		
Total (On-going and New)					..			21.860	13.560	11.500	2.060		

Road Transport :

New

2. Extension of services by the EPRTC in areas other than Dacca & Chittagong.	Approved by PPA	30.000	29.100	--	--	--	1.750	1.500	1.500	--	27.350	0.900
---	-----------------	--------	--------	----	----	----	-------	-------	-------	----	--------	-------

Total (Road Transport)

-- 1.750 1.500 1.500 --

Pakistan Eastern Railway :

1. Rolling stocks ...	Approved	280.800	270.040	1.020	22.290	76.310	123.120	119.650	119.650	..	61.100	10.860
2. Plant and Machinery.	Do.	22.790	22.790	9.720	2.250	3.360	3.420	3.050	3.050	..	4.040	..
3. Bridge Works ...	Do.	13.380	9.290	0.420	0.420	1.430	2.940	2.080	2.080	..	4.080	5.080
4. Track renewal ...	Do.	52.810	71.360	17.790	19.760	14.430	10.500	6.650	6.650	..	7.510	..
5. Engineering and structural :	..											
(i) Improved signalling & Line capacity.	Approved											
(ii) Other Engg. and Structural works.	Do.	95.910	101.560	11.950	23.410	24.660	30.020	14.040	14.040	..	11.520	48.570
(iii) Dacca re-alignment.	Do.											

(Million Rupees.)

Sl. No.	Name of the Scheme	Status of the scheme	Estimated cost	Second Plan Outlay	Expenditure in preceding years of the Plan			Provision for 1963-64	Foreign Exchange required for 1963-64			Expenditure in subsequent years	
					1st	2nd	3rd		Total	Foreign aid	Own resources	1964-65	After 2nd Plan
1	2	3	4	5	6	7	8	9	10	11	12	13	14
6.	New construction :												
	(i) Narsinghdi Madanganj.	Approved	11.200	24.600	0.090	0.020	4.010	5.000	3.900	3.900	..	15.480	2.540
	(ii) Bholaganj Ropeway.	Do.	8.000										
	(iii) Kurigram Chilmari.	Do.	7.940										
7.	Participation in Transportation Services.	Do.	8.250	8.250	2.500	..	0.750	1.000	4.000	..
Total (On-going)								176.000	149.370	149.370	..		
New Schemes :													
1.	Doubling of Track between Pahartali and Akhaura Block hut and between Tongi and Dacca.	Approved by C.D.W.P.	90.000	45.000	0.300	0.200	0.200	..	44.700	45.000

2. Faridpur-Barisal Rly. extension.	Approved by CDWP	74.240	34.200	0.100	34.100	39.240
3. Conversion of Rupsha Bagherhat NG into BG.	Approved by PPA.	5.400	5.400	0.100	5.300	..
4. Remodelling of Loco shed at Parbatipur.	Un-approved.	2.500	2.500	0.400	0.300	0.300	..	2.100	..
5. Testamukhghat Ferry.	Do.	4.050	4.050	0.100	0.100	0.100	..	3.950	..
Total (New)		1.000	0.600	0.600
Total (On-going)		176.000	149.370	149.3700
Total (On-going and New)		177.000	149.970	149.970
Grand Total (Transport and Communications)		274.610	183.780	162.970	20.810

HOUSING AND SETTLEMENTS

(Million Rupees)													
Sl. No.	Name of the Scheme	Status of the schemes	Estimated cost	Second Plan Outlay	Expenditure in preceding years of the Plan			Provision for 1963-64	Foreign Exchange required for 1963-64			Expenditure in subsequent years	
					1st	2nd	3rd		Total	Foreign aid	Onw re-sources	1964-65	After 2nd Plan
1	2	3	4	5	6	7	8	9	10	11	12	13	14
I. Government servants' Housing and Government Offices :													
On-going Schemes:													
1.	Staff quarters at Dacca.	Approved	14.200	11.610 (12.90)	2.500	5.110	3.700	1.000	0.400	..	0.400
2.	Extension of Eden Buildings.	Do.	10.000	9.200 (7.00)	1.000	1.500	2.000	2.700	0.750	..	0.750	2.000	..
3.	Development of Cox's Bazar.	Do.	6.700	6.340 (6.76)	0.450	0.690	1.000	1.500	0.400	..	0.400	3.000	..
4.	New High Court Building at Dacca.	Do.	7.500	6.300 (7.50)	0.300	2.500	0.400	..	0.400	3.500	2.700
5.	C. and B. Office Building at different places.	Do.	2.400	1.830 (0.70)	0.500	0.500	0.900	0.530	0.200	..	0.200
6.	Staff quarters in 8 District Head Quarters.	Do.	16.650	17.400 (16.60)	1.980	4.150	3.100	5.000	1.200	..	1.200	4.270	..

7. Staff quarters in remaining Districts and Sub-Divisional Head Quarters.	Do.	30.000	20.000 (30.00)	1.500	8.500	2.000		2.000	9.500	10.000
8. New Government House at Dacca.	Do.	5.300	5.740 2.000	1.000	1.740	2.000	1.000	0.200	..	0.200
9. Extension of Hotel Shahbagh.	Do.	2.330	2.330 (1.50)	..	0.900	0.830	0.600	0.200	..	0.200
10. Construction of Kushtia Police Line.	Do.	0.970	1.020	0.010	0.490	0.420	0.100	0.020	..	0.020
11. Construction of Chittagong Police Line.	Do.	1.080	1.130	..	0.350	0.730	0.050	0.010	..	0.010
12. Extension of Rangpur Jail.	Do.	0.410	0.460	..	0.050	0.220	0.180	0.050	..	0.050
13. Construction of Building for residential accommodation of the Subordinate Police Officer and men at Rajarbagh.	Do.	1.860	1.860	..	0.050	1.000	0.700	0.200	..	0.200	0.110	..

(Million Rupees)

Sl. No.	Name of the Scheme	Status of the scheme	Estimated cost	Second Plan Outlay	Expenditure in preceding years of the Plan			Provision for 1963-64	Foreign Exchange required for 1963-64			Expenditure in subsequent years	
					1st	2nd	3rd		Total	Foreign aid	Own resources	1964-65	After 2nd Plan
1	2	3	4	5	6	7	8	9	10	11	12	13	14
14.	Construction of Building for Office accommodation of the S. P. Rly. Police, Chittagong and quarters for Officers and men at Chittagong.	Approved	0.230	0.230	0.200	0.030	0.010	..	0.010
15.	Construction of District Head Quarters for Noakhali District at Maijdee.	Do.	17.570	10.300	0.300	1.000	2.000	2.500	0.600	..	0.600	4.500	7.270
16.	Construction of Subdivisional Head Quarters of Kurigram Subdivision at Kamarpara.	Do.	3.860	3.860	0.100	0.800	1.000	1.800	0.500	..	0.500	0.160	..
17.	Construction of Subdivisional Head Quarters of Nawaganj, Rajshahi.	Do.	2.000	2.000	..	0.300	1.000	0.700	0.180	..	0.180

18. Construction of Deputy Commissioner's Court Building at Kushtia.	Approved	2.420	2.500	..	0.500	1.000	1.000	0.250	..	0.250
19. Conversion of Kushtia Sub-Jail into District Jail.	Do.	1.780	1.800	..	0.300	0.500	1.000	0.250	..	0.250
20. Construction of Division Headquarters at Khulna.	Do.	2.470	2.500	..	1.000	1.000	0.500	0.130	..	0.130	—	..
21. Construction of District Headquarters at Tangail.	Do.	17.760	5.500	1.750	0.400	..	0.400	3.250	12.260
22. Construction of Survey Institute at Comilla.	Do.	0.730	0.730	..	0.040	0.230	0.460	0.110	..	0.110
23. Construction of District Headquarters at Patuakhali.	Do.	17.230	5.800	1.750	0.400	..	0.400	3.250	11.430
24. Construction of Sub-divisional Headquarters at Gopalpur.	Do.	6.060	2.300	0.400	0.130	..	0.130	1.600	3.760
25. Construction of Sub-divisional Headquarters at Phulpur.	Do.	6.060	2.200	0.200	0.400	0.130	..	0.130	1.600	3.860
26. Construction of Sub-divisional Headquarters at Jhalakati.	Do.	5.920	2.300	0.300	0.500	0.130	..	0.130	1.500	3.620

(Million Rupees)

Sl. No.	Name of the Scheme	Status of the scheme	Estimated cost	Second Plan Outlay	Expenditure in preceding years of the Plan			Provision for 1963-64	Foreign Exchange required for 1963-64			Expenditure in subsequent years	
					1st	2nd	3rd		Total	Foreign aid	Own resources	1964-65	After 2nd Plan
1	2	3	4	5	6	7	8	9	10	11	12	13	14
27.	Construction of Sub-divisional Headquarters at Barguna.	Approved	5.920	2.300	0.300	0.500	0.130	..	0.130	1.500	3.620
28.	Construction of Sub-divisional Headquarters at Kendua.	Un-approved.	18.790	3.800	0.100	0.500	0.150	..	0.150	3.200	14.990
29.	Construction of Provincial Assembly Building at Dacca.	Un-approved.	5.000	5.000	..	1.500	3.000	1.000	1.000	..	1.000	0.500	3.000
Total (On-going)..								39.150	10.530	..	10.530		
New.													
1. Staff quarters at Dacca :													
(a)	132 A type Quarters at Dacca.	Approved	2.360	2.360	0.500	1.000	0.400	..	0.400	1.360	..
(b)	24 Baily Flats at Dacca.	Do.	2.310	2.310	0.400	0.750	0.400	..	0.400	1.560	..

(c) 400 Seated Dormitory.	Do.	1.370	1.370	0.400	0.750
(d) 64 D type flats for junior gazetted officers.	Do.	2.490	2.490	0.750	0.400	..	0.400
(e) 72 B Type flats.	Do.	1.350	1.350	0.500
2. Construction of Bungalow for S. D. O., Sunamgang (Sylhet).	Do.	0.100	0.100	0.100	0.030	..	0.030
3. Construction of Circuit house at Kushtia.	Do.	0.200	0.200	0.150	0.050	..	0.050	0.050	..
4. Construction of Residential Quarters for High Court Judges.	Un-approved.	2.700	2.700	0.500	0.100	..	0.100	2.200	..
5. Construction of District Judges Residence at Dinajpur.	Do.	0.150	0.150	0.100	0.040	..	0.040	0.050	..
6. New Circuit House at Dacca.	Do.	2.360	2.360	0.300	0.100	..	0.100	2.860	..
7. Construction of Building for alternative accommodation of residence of Palassey and Nilkhet Barracks in connection with transfer of Land to Dacca University and Technical University.	Do.	25.000	13.000	3.510	0.750	..	0.750	9.490	12.000

(Million Rupees)

Sl. No.	Name of the Scheme	Status of the scheme	Estimated cost	Second Plan Outlay	Expenditure in preceding years of the Plan			Provision for 1963-64	Foreign Exchange required for 1963-64			Expenditure in subsequent years	
					1st	2nd	3rd		Total	Foreign aid	Own resources	1964-65	After 2nd Plan
1	2	3	4	5	6	7	8	9	10	11	12	13	14
8.	Providing further accommodation for newly created C. & B. Offices and residence.	Un-approved.	3.500	3.500	0.750	0.200	..	0.200
9.	C & B Godowns for storage of Cement and other building materials.	Do.	3.000	3.000	0.750	0.200	..	0.200
10.	Pilot Scheme for introducing pre-cast and pre-fabricated structures with ordinary and pre-stressed re-inforcement.	Do.	5.000	3.500	1.000	0.400	..	0.400
Total (New)				10.910	3.070	..	3.070
Total (On-going and New)				50.060	13.600	..	13.600

II. General and Displaced Persons' Housing :—

On-going Schemes :

1. Development of Urban Land and Construction of Public Housing (Including Refugee Housing at Dacca).	Approved	68·600	64·060	14·860	20·230	19·000	6·950 (4·00)	1·800	..	1·800	5·020	..
2. Ditto at Chittagong.	Do.	27·800	23·390	6·490	11·590	2·800	1·760 (1·50)	0·300	..	0·300
3. Ditto at Khulna	Do.	19·100	19·260	5·490	5·600	3·010	2·140 (1·00)	0·500	..	0·500	3·020	..
4. Ditto at Dinajpur	Do.	9·700	9·700	1·890	4·200	2·430	1·180 (0·20)	0·100	..	0·100
5. Ditto at Rangpur	Do.	9·700	9·700	1·780	2·980	2·490	2·450 (0·20)	0·600	..	0·600
6. Ditto at Rajshahi	Do.	5·860	5·860	..	0·490	3·200	1·100 (0·10)	0·100	..	0·100	1·620	..
7. Ditto at Kushtia	Do.	9·700	8·700	..	0·200	2·500	1·250 (0·10)	0·300	..	0·300	4·050	1·000
8. Ditto at Jessore	Do.	9·700	9·700	1·260	3·510	2·690	2·240 (0·24)	0·100	..	0·100
9. Ditto at Mymensingh.	Do.	2·800	2·800	0·800	1·160	0·220	0·220 (0·10)
10. Ditto at Comilla	Do.	2·600	2·600	0·320	1·040	0·280	0·430 (0·10)	0·100	..	0·100
11. Ditto at Saidpur	Do.	22·350	19·350	..	0·560	4·000	4·700 (0·10)	2·000	..	2·000	10·090	3·000
12. Ditto at Parbatipur.	Do.	9·500	8·500	..	0·190	2·200	1·130	0·300	..	0·300	4·680	1·000

(Million Rupees)

Sl. No.	Name of the Scheme	Status of the scheme	Estimated cost	Second Plan Outlay	Expenditure in preceding years of the Plan			Provision for 1963-64	Foreign Exchange required for 1963-64			Expenditure in subsequent years	
					1st	2nd	3rd		Total	Foreign aid	Own resources	1964-65	After 2nd Plan
1	2	3	4	5	6	7	8	9	10	11	12	13	14
13.	Ditto at Iswardi	Approved	0.730	0.730	..	0.620	0.230	0.480 (0.01)	0.050	..	0.050
14.	Ditto at Santahar	Do.	0.730	0.730	0.230	0.500 (0.01)	0.050	..	0.050
15.	Second Phase at Dacca.	Do.	30.400	19.400	4.400	2.000	..	2.000	15.000	11.000
Total (On-going) ..								30.930 (7.66)	8.300	..	8.300		

Basic Development Projects

On-going

1.	Survey Investigation and Planning of Rural Housing.	Do.	0.750	0.750	0.030	0.050	0.110	0.240	0.220	..
2.	Establishment of Building Research Institute,	Do.	2.300	2.300	0.170	0.400	1.200	0.630	0.100	..	0.100	0.300	..

3. Town and Country Planning.	Do.	8.600	8.600	..	0.110	0.700	2.110	0.500	..	0.500	5.180	..
4. Establishment of Building Trade School.	Do.	1.540	1.540	..	0.200	0.300	0.490	0.050	..	0.050	0.550	..
Total (On-going) ..							3.470	0.650	..	0.650		
WATER SUPPLY AND SEWERAGE												
<i>On-going Schemes :</i>												
1. Rural Water Supply Scheme.	Do.	67.500	65.000	10.000	10.000	14.000	15.500	2.200	..	2.200	15.500	5.000
2. Municipal Water Supply Scheme.	Do.	7.500	6.600	0.800	1.000	1.200	2.000	1.200	..	1.200	1.800	..
3. Comprehensive Water Supply Scheme for 9 Important Municipalities.	Do.	12.600	12.600	1.500	2.000	3.000	3.100	1.900	..	1.900	3.000	1.000
4. Water Supply in 21 Municipal Towns.	Do.	34.500	16.200	..	1.500	2.000	6.000	1.900	..	1.900	6.700	2.000
5. Pilot Scheme for Village Sanitation.	Do.	2.800	2.600	..	0.100	0.500	0.900	1.100	..
6. Dacca Water Supply and Sewerage.	Do.	198.900	72.500	6.000	16.700	17.040	17.040	..	36.700	8.000
7. Chittagong Water Supply and Sewerage.	Do.	145.100	72.500	4.000	17.100	17.050	17.050	..	36.300	8.000
Total (On-going) :							61.300	41.290	34.090	7.200		
<i>New Schemes :</i>												
1. South Dhanmandi Drainage Scheme.	Do.	0.160	0.160	0.160		
Total (On-going and New).							61.460	41.290	34.090	7.200		

(Million Rupees)

Sl. No.	Name of the Scheme	Status of the scheme	Estimated cost	Second Plan Outlay	Expenditure in preceding years of the Plan			Provision for 1963-64	Foreign Exchange required for 1963-64			Expenditure in subsequent years	
					1st	2nd	3rd		Total	Foreign aid	Own resources	1964-65	After 2nd Plan
1	2	3	4	5	6	7	8	9	10	11	12	13	14

TOWN PLAN-
NING :*On-going schemes :*

1. Development of 200 acres of land at Rajarbagh.	Approved	7.420	3.980	0.720	0.500	0.100	0.800 (0.80)	1.810	..
2. Development of private residential area at Dhanmandi.	Do.	5.620	1.430	0.270	0.870	0.290	0.230 (2.50)
3. Diversion Railway line at Dacca.	Do.	45.400	42.900 (4.00)	1.430	6.000	4.000	8.000 (0.20)	17.470	2.500
4. Development of residential area at Chittagong.	Do.	2.510	1.320 (2.00)	0.020	0.500	0.600	0.180 (0.30)	0.190	1.190
5. Development of Agrabad area.	Do.	6.670	3.360 (2.00)	0.200	1.000	1.420	0.370 (1.50)	0.370	3.310

6. Development of Commercial and business area at Motijheel.	Do.	4.560	1.920 (2.00)	1.400	0.150	0.010	0.180 (0.40)	0.18	2.64
7. Development of Industrial area at Chittagong.	Do.	1.600	0.330 (2.00)	0.080	0.250	0.720	.. (0.10)
Total (On-going) ..							9.76. *(5.80)		
DACCA IMPROVE- MENT TRUST :												
<i>On-going Schemes :</i>												
1. Development of 500 acres of land for residential purposes (Gulshan Model Town).	Do.	13.800	10.330	3.430	2.400	2.500	1.000 (2.00)	0.100	..	0.100	1.000	..
2. Development of 1,000 acres of land within Greater Dacca for residential purposes.	Do.	33.000	19.500	..	3.500	3.000	4.000 (2.00)	1.000	..	1.000	9.500	3.500
3. Provision for housing of 5,000 displaced families and slum clearance.	Do.	52.500	15.850	..	0.350	1.500	5.000	1.850	..	1.850	9.000	36.500
4. Buckland Bund Improvement.	Un-ap- proved.	58.900	25.020	..	0.020	0.500	3.000	1.000	..	1.000	10.000	43.800
5. Construction of an artereal North—South Road.	Approved	6.850	6.620	..	0.270	1.500	2.500	0.200	..	0.200	2.350	..

*Figures in (—) in column 9 indicate recovery in 1963-64.

(Million Rupees)

Sl. No.	Name of the Scheme	Status of the scheme	Estimated cost	Second Plan Outlay	Expenditure in preceding years of the Plan			Provision for 1963-64	Foreign Exchange required for 1963-64			Expenditure in subsequent years	
					1st	2nd	3rd		Total	Foreign aid	Own resources	1964-65	After 2nd Plan
1	2	3	4	5	6	7	8	9	10	11	12	13	14
6.	Filling up of Dholai Khal and Development.	Approved	6.700	5.470	0.130	0.040	2.000	2.000	0.700	..	0.700	1.300	..
7.	Reclamation of 2,000 acres of low lying land in Dacca and Narayanganj.	Un-approved.	..	8.500	1.000	2.500	0.200	..	0.200	5.000	..
8.	Construction of 3 markets for approximate 1,000 shops.	Approved	4.560	4.560	2.000	2.560	0.360	..	0.360
9.	Windening and Improvement of Postagola to Mill Barrack Road.	Do.	3.000	3.000	0.500	1.800	0.300	..	0.300	0.700	..
10.	Widening and Improvement of 12 Roads in Dacca and Narayanganj.	Do.	40.300	13.010	1.000	2.000	1.000	..	1.000	10.000	27.300
11.	Development of Parks and playgrounds in Dacca and Narayanganj.	Do.	1.500	1.500	0.700	0.800	0.100	..	0.100

12. Provision for 4 bus stands in Dacca and one in Narayanganj.	Do.	0.380	0.380	0.200	0.180
13. Nawabpur shopping area further extension.	Do.	3.900	2.750	0.040	0.030	1.910	(2.00)
Total (On-going)							27.340 (6.00)	6.810	..	6.810		
New Scheme :												
Development of 200 Acres of land for residential purpose.	Approved by P.P.A.	7.500	4.000	2.000	2.000
Grand Total (On-going & New).							29.340 *(6.00)	6.810	..	6.810	50.580	
Chittagong Development Authority :												
On-going schemes :												
1. Chittagong Development Authority Office Building.	Approved	1.100	1.100	0.310	0.200	0.350	0.240 (0.10)
2. Construction of New Market & Development of area Around.	Do.	4.030	4.030	0.620	1.420	1.600	0.390 (0.80)	0.190	..

*Figures within bracket (—) column 9, indicate recovery.

(Million Rupees)

Sl. No.	Name of the Scheme	Status of the scheme	Estimated cost	Second Plan Outlay	Expenditure in preceding years of the Plan			Provision for 1963-64	Foreign Exchange required for 1963-64			Expenditure in subsequent years	
					1st	2nd	3rd		Total	Foreign aid	Own resources	1964-65	After 2nd Plan
1	2	3	4	5	6	7	8	9	10	11	12	13	14
3.	Widening and Improvement of Station Road, Chittagong.	Approved	2.360	2.360	...	0.090	1.000	0.900 (0.50)	0.040	..	0.040	0.370	..
4.	Development of Residential area at Katalganj.	Do.	0.900	0.900	0.090	0.420	0.310	0.080 (0.08)					
5.	Development of residential area at Fouzdarhat (Silimpur).	Do.	6.870	4.850	..	0.550	1.000	1.500 (1.00)	0.130	..	0.130	1.800	2.020
6.	Development of residential area at Agrabad, Chittagong.	Do.	6.900	4.640	..	1.040	0.700	1.600 (0.80)	0.120	..	0.120	1.300	2.260
7.	C. D. A. Staff Quarters-Phase II.	Do.	0.420	0.420	..	0.030	0.220	0.150	0.050	..	0.050	0.020	..

8. Construction of Strand Relief Road and Development of area around for commercial purposes.	Do.	9.890	2.800	0.100	1.500 (1.00)	0.060	..	0.060	1.200	7.090
9. Expansion of C.D.A. Godown.	Do.	0.500	0.500	..	0.080	0.300	0.120 (0.20)	0.080	..	0.080
10. Improvement and Widening of City Roads (Minor) Court Road within the city New Market to Laldighi Junction.	Do.	1.810	1.810	0.800	1.010 (0.20)	0.040	..	0.040
11. Construction of New Road (Minor) Portion of Road from Port to Kalurghat 2.25 miles only.	Do.	3.020	3.020	0.400	1.200	0.100	..	0.100	1.420	..
12. Providing a bridge over Chaktai Khal and the approach Road.	Do.	1.500	1.500	0.350	0.850 (0.16)	0.030	..	0.030	0.300	..
13. Residential Land Development at Muradpur.	Do.	8.390	3.250	1.250	1.000 (0.30)	0.020	..	0.020	1.000	5.140
14. Development of Residential area at Kalurghat Chittagong.	Do.	5.800	4.420	1.920	1.500 (0.40)	0.030	..	0.030	1.000	1.380
15. Improvement and widening of Momin Road and Jamal Khan Road.	Do.	2.150	1.200	0.100	0.600 (0.20)	0.500	0.950

(Million Rupees)

Sl. No.	Name of the Scheme	Status of the scheme	Estimated cost	Second Plan Outlay	Expenditure in preceding years of the Plan			Provision for 1963-64	Foreign Exchange required for 1963-64			Expenditure in subsequent years	
					1st	2nd	3rd		Total	Foreign aid	Own resources	1964-65	After 2nd Plan
1	2	3	4	5	6	7	8	9	10	11	12	13	14
16.	Construction of a wholesale Market and retail Market and Development of area for Commercial purpose at Pahartali, Chittagong.	Approved	5.850	2.800	0.600	1.200 (0.30)	0.050	..	0.050	1.000	3.050
17.	Construction of a wholesale Market and retail Market and Development of area for Commercial purpose at Sholasahar, Chittagong.	Do.	10.350	4.000	0.700	1.800 (0.40)	0.200	..	0.200	1.400	6.350
18.	Construction of Chairman's residence.	Do.	0.150	0.150	0.130	0.020
19.	Acquisition of land on both side of Agrabad Road (Quaid- E -Azam Road,) for commercial purpose).	Do.	14.950	4.500	0.300	2.500 (1.50)	0.100	..	0.100	1.700	10.450
Total (On-going)								18.160 (7.94)	1.050	..	1.050		

New Schemes :

1.	Construction of C.D.A. Office Building (Phase —II).	Un-approved	1.300	1.000	0.700	0.150	..	0.150	0.300	0.300
2.	Surveying 63-64	Do.	0.100	0.100	0.100 (0.10)	0.010	...	0.010
3.	Construction of Rehabilitation Market Momin Road.	Do.	4.000	2.000	0.500	0.100	...	0.100	1.500	2.000
4.	Dev. of land & construction of a Market at Kazirdewri.	Do.	2.800	1.400	0.700	0.100	..	0.100	0.700	1.400
5.	Improvement & Widening of Tigerpass Road from Rly., over Bridge to Junction of Moulana Md. Ali Road and Zakir Hussain Road.	Do.	3.000	2.500	1.200	0.100	...	0.100	1.300	0.500
6.	Development of land for Camping & recreation Centre.	Do.	15.300	5.000	0.200	3.000	10.300
7.	Construction of Road from Saltgola to Patenga Bazar.	Do.	4.500	4.200	0.710	0.100	...	0.100	3.490	0.300
8.	Construction of C.D.A. Staff Quarters (Phase —III).	Do.	0.750	0.500	0.200	0.050	..	0.050	0.300	0.250

(Million Rupees)

Sl. No.	Name of the Scheme	Status of the scheme	Estimated cost	Second Plan Outlay	Expenditure in preceding years of the Plan			Provision for 1963-64	Foreign Exchange required for 1963-64			Expenditure in subsequent years	
					1st	2nd	3rd		Total	Foreign aid	Own resources	1964-65	After 2nd Plan
1	2	3	4	5	6	7	8	9	10	11	12	13	14
9.	Low Housing cost for Rehabilitation of evicted persons.	Un-approved.	7.500	2.250	0.750	0.050	..	0.050	1.500	5.250

Total (New) ..

5.060 (0.10)	0.660	..	0.660
-----------------	-------	----	-------

Total (On-going & New) ..

23.220 (8.04)	1.710	..	1.710
------------------	-------	----	-------	----	----

VIII. Khulna Development Authority

On-going Schemes :

1.	New Market at Khulna.	Approved	1.970	1.970	..	0.500	1.970	0.470 (0.59)
2.	Office Building for K.D.A.	Do.	0.870	0.870	..	0.300	0.720	0.200 (0.17)
3.	Rupsa Market..	Do.	0.750	0.750	0.350	0.400 (0.15)

4. Development of Area surrounding New Market.	Do.	0.560	0.560	0.360	0.200 (0.180)
5. Staff Quarters for K.D.A.	Do.	0.720	0.720	0.350	0.370
6. Road from KDA office to Khanjahan Ali Road, (Class I, 6,200' long).	Do.	2.430	2.190	0.600	1.460 (0.360)	0.100	..	0.100	0.730	0.24
7. Road from KDA office to outer by-Pass (Class I, 4,300' long).	Un-approved	1.780	1.600	0.450	0.620 (0.200)	0.060	..	0.060	0.530	0.180
8. Development of Commercial Zone around Jessore Road.	Approved	2.300	2.300	0.900	0.700 (0.450)	0.100	..	0.100	0.700	..

Total (On-going)

4.420 (2.100)	0.260	..	0.260
------------------	-------	----	-------

New Schemes :

1. Surveying	.. Un-approved.	0.050	0.050	0.020	0.030
2. Outer by-pass- 1st phase (from Divisional Head Quarters to Road No. 2) (Class I, 7,750 ft. long).	Do.	2.710	2.440	0.680	0.500	0.110	..	0.110	1.260	0.270
3. Residential area at Mujguni.	Do.	4.000	3.000	0.500	0.100	..	0.100	1.300	1.000
4. Outer by-pass II nd phase (from road No. 2 to Haridas Babu Road) (Class I, 6,100 ft. long).	Do.	2.320	1.390	0.350	0.050	..	0.050	1.040	0.930

(Million Rupees)

Sl. No.	Name of the Scheme	Status of the scheme	Estimated cost	Second Plan Outlay	Expenditure in preceding years of the Plan			Provision for 1963-64	Foreign Exchange required for 1963-64			Expenditure in subsequent years	
					1st	2nd	3rd		Total	Foreign aid	Own resources	1964-65	After 2nd Plan
1	2	3	4	5	6	7	8	9	10	11	12	13	14
5.	Road from Divisional Headquarters to Daulatpur (Class III 15,000 ft. long).	Un-approved.	1.830	1.650	—	—	—	0.500	0.080	—	0.080	0.690	0.180
6.	Bania Khara Main Road (Class II, 3,250ft. long).	Do.	1.260	0.760	—	—	—	0.320	0.030	—	0.030	0.440	0.500
7.	Boyra Main Road (Class III 66,000 ft. long).	Do.	0.910	0.550	—	—	—	0.230	0.020	—	0.020	0.320	0.360
8.	Daulatpur outer By-pass (Class II and III, 16,000 ft. long).	Do.	2.290	1.370	—	—	—	0.370	0.050	—	0.050	1.000	0.920
9.	P.I.D.C. link Road with Jessore Road (Class I 2,100 ft. long).	Do.	0.600	0.360	—	—	—	0.150	0.020	—	0.020	0.210	0.240
10.	Market at Daulatpur.	Do.	0.600	0.600	—	—	—	0.400	0.100	—	0.100	0.200	—
11.	Parks and Open Spaces.	Do.	0.300	0.300	—	—	—	0.100	—	—	—	0.200	—

12. Development of Residential area at Daulatpur.	Do.	2.000	1.500	0.300	0.010	..	0.010	1.200	0.500
---	-----	-------	-------	----	----	----	-------	-------	----	-------	-------	-------

Total (New)

3.750	0.570	..	0.570
-------	-------	----	-------

Total (On going and new)

8.170 (2.100)	0.830	..	0.830
------------------	-------	----	-------

IX. Fire Services

On-going Schemes

1. East Pakistan Fire Service Procurement of appliances and equipment schemes.	Approved	9.000	8.960	..	0.760	2.000	0.400	0.350	..	0.350	5.200	0.040
--	----------	-------	-------	----	-------	-------	-------	-------	----	-------	-------	-------

2. Re-organisation of Civil Administration Provision of the Administrative and other accommodation for Directorate of First Services.	Do.	6.000	6.000	0.820	5.580	..
---	-----	-------	-------	----	----	----	-------	----	----	----	-------	----

Total (On-going)

1.220	0.350	..	0.350
-------	-------	----	-------

New Scheme

Construction of New Fire Stations in East Pakistan.	Do.	4.570	4.570	0.200	0.050	..	0.050
---	-----	-------	-------	----	----	----	-------	-------	----	-------	----	----

Total (On-going & New)

1.420	0.400	..	0.400
-------	-------	----	-------

Miscellaneous.

1. Karnaphuli Reha-bilitations.	Do.	19.600	18.080	2.650	3.760	5.169	4.300	2.200	..
---------------------------------	-----	--------	--------	-------	-------	-------	-------	----	----	----	-------	----

Grand Total Housing & Settlement.

192.530	73.590	34.090	39.500
---------	--------	--------	--------

Education and Training

(Million Rupees)

Sl. No.	Name of the Scheme	Status of the Scheme	Estimated cost	Second Plan Outlay	Expenditure in preceding years of the Plan			Provisions for 1963-64	Foreign Exchange required for 1963-64			Expenditure in subsequent years	
					1st	2nd	3rd		Total	Foreign Aid	Own resources	1964-65	After 2nd Plan
1	2	3	4	5	6	7	8	9	10	11	12	13	14
Primary Education—													
<i>On-going Schemes</i>													
1.	Improvement of Primary Schools.	Approved	70.000	70.000	2.600	6.700	20.000	20.700	20.000	..
Total (Primary)								20.700		
Secondary Education—													
<i>On-going Schemes</i>													
2.	Development of 500 Junior High Schools.	Do.	7.375	7.375	0.499	0.950	2.707	2.000	1.219	..
3.	Development of 750 Secondary Schools.	Do.	41.800	41.800	3.848	6.192	18.279	11.251	2.100	2.100	..	2.147	..
4.	Development of 53 Higher Secondary Schools (Intermediate Colleges) and a Supplementary Scheme for 15 Intermediate Colleges.	Do.	19.318	19.318	2.474	2.328	4.898	4.020	1.000	1.000	..	5.252	..

5. Development of 20 Pilot Secondary Schools.	Do.	4.028	4.0.8	1.267	1.207	1.183	0.188	0.353	..
6. Provincialisation of 10 Girls' High Schools.	Do.	0.510	0.510	0.148	0.148	0.100	..	0.100	0.214	..
7. Construction of Collegiate School (Laboratory High School).	Do.	1.390	1.390	0.600	0.400	0.014	0.300
9. Construction of Hostels of Quamrunnessa Governments Girls' High School.	Do.	0.500	0.500	0.234	0.195	0.120	0.021
Total (Secondary)							17.928	3.200	3.100	0.100		
Teacher Education— On-going Schemes												
10. Improvement of 4 existing Teachers' Training Colleges.	Do.	3.814	3.814	1.069	1.143	1.300	0.135	0.100	..	0.100	0.025	..
11. Establishment of Teachers' Training College at Comilla.	Do.	1.900	1.900	0.296	0.402	0.750	0.770	0.050	..	0.050	0.032	..
12. Improvement of 43 existing Junior Training Colleges.	Do.	3.420	3.420	1.054	0.680	0.220	1.050	0.020	..	0.020	0.336	..
13. Improvement of 28 existing Primary Training Institutes.	Do.	4.870	4.870	0.078	2.142	1.303	1.308	0.005	..

(Million Rupees)

Sl. No.	Name of the Scheme	Status of the scheme	Estimated cost	Second Plan Outlay	Expenditure in preceding years of the Plan			Provision for 1963-64	Foreign Exchange required for 1963-64			Expenditure in subsequent years	
					1st	2nd	3rd		Total	Foreign Aid	Own resources	1964-65	After 2nd Plan
1	2	3	4	5	6	7	8	9	10	11	12	13	14
14.	Establishment of 20 Primary Training Institutes.	Approved	9.970	9.970	0.285	3.154	3.148	3.500	0.283	..
15.	Establishment of a College of Home Economics.	Do.	2.250	2.250	1.155	0.596	0.589	0.026	0.004	..
16.	Construction of buildings for the college of Physical Education.	Do.	1.880	1.880	..	0.554	1.000	0.444	0.010	..	0.010
17.	Establishment of Education Extension Centre.	Do.	1.766	1.766	1.000	0.519	0.294	0.100	0.271	0.271
18.	Establishment of 55 Primary Training Centres.	Do.	0.990	0.990	0.100	0.540
19.	Establishment of Training Centres for Training Teachers of Vocational subjects.	Do.	0.835	0.835	0.200	0.160	0.296	0.179	0.050	..	0.050
Total (Teacher Education)								8.052	0.501	0.271	0.230		

**Technical Education
(General)—**

20. Introduction of I. Sc. Technical Course at the Dacca Technical High School.	Do.	0.792	0.792	0.303	0.213	0.125	0.151	0.025	..	0.025
21. Establishment of three Technical High Schools.	Do.	3.590	3.590	..	0.200	1.100	2.100	0.200	..	0.200	0.290	..
22. Adding Techni- cal Section to two Government High Schools.	Do.	1.650	1.650	0.641	0.203	0.486	0.300	0.175	0.175	..	0.087	..

Total (Technical Education—General)

2.551 0.400 0.175 0.225

College Education—

23. Improvement of 5 Government Degree Colleges.	Do.	4.290	4.290	0.422	1.214	2.160	0.430	0.170	..	0.170	0.224	..
24. Development of Chittagong Col- lege into a semi- residential college.	Do.	4.050	4.050	0.350	0.600	1.600	1.215	0.100	..	0.100	0.285	..
25. Improvement of 21 Non-Govern- ment Degree Colleges.	Do.	37.735	16.520	1.968	1.997	7.018	4.679	0.500	..	0.500	0.858	..

Total (Colleges)

6.324 0.770 .. 0.770

(Million Rupees)

Sl. No.	Name of the Scheme	Status of the scheme	Estimated cost	Second Plan Outlay	Expenditure in preceding years of the Plan			Provision for 1963-64	Foreign Exchange required for 1963-64			Expenditure in subsequent years	
					1st	2nd	3rd		Total	Foreign aid	Own resources	1964-65	After 2nd Plan
1	2	3	4	5	6	7	8	9	10	11	12	13	14
Universities (General)—													
26.	Dacca University.	Approved	46.800	42.430	2.000	5.970	10.022	12.610	3.650	..	3.650	12.440	..
27.	Rajshahi University.	Do.	18.500	21.830	2.010	3.200	9.000	10.020	2.000	..	2.000
Total Universities (On-going)								22.630	5.650	..	5.650		
New Schemes													
1. Dacca University :													
(i)	Institute of statistical Research and Training.	Do.	2.413	0.100
(ii)	Bureau of Socio-Economic Research,	Do.	2.181	0.200
Total (New)								0.300		
Total (On going and New)								22.930	5.650	..	5.650		

Libraries

28. Establishment of 2 more Public Libraries at Chittagong and Khulna.	Do.	1.520	1.520	0.481	0.189	0.224	0.520	0.094	..	0.094	0.130	..
29. Improvement of 15 District Libraries.	Do.	0.270	0.270	0.020	0.028	0.071	0.100	0.051	..
30. Establishment of Mobile Lending Libraries.	Do.	0.230	0.230	..	0.030	0.069	0.100	0.031	..
30A. E. P. Central Public Library (Rehabilitation).	Do.	0.900	0.900	0.055	..	0.100	0.400
Total (Libraries)							1.120	0.094	..	0.094		
Social and Cultural Activities.												
31. Improvement of Bengali Academy.	Do.	1.700	1.700	0.100	0.150	0.300	0.600	0.550	..
32. Expansion of Arts Institute.	Do.	0.090	0.090	0.036	0.004
33. Improvement of Boys Scout and Girls Guide.	Do.	0.900	0.900	0.100	0.200	0.150	0.200	0.250	..
34. Construction of 5 Sports Stadia.	Do.	2.060	2.080	..	0.150	0.400	1.000	0.530	..
35. Improvement of Government Institute of Arts.	Do.	1.060	1.060	0.150	0.100	0.178	0.500	0.075	..	0.075	0.132	..
36. Establishment of a Museum.	Do.	5.000	2.000	0.100	1.000	0.500	3.000
Total (Social and Cultural Activities)							3.304	0.075	..	0.075		

(Million Rupees)

Sl. No.	Name of the Scheme	Status of the scheme	Estimated cost	Second Plan Outlay	Expenditure in preceding years of the Plan			Provision for 1963-64	Foreign Exchange required for 1963-64			Expenditure in subsequent years	
					1st	2nd	3rd		Total	Foreign aid	Own resources	1964-65	After 2nd Plan
1	2	3	4	5	6	7	8	9	10	11	12	13	14
Scholarships—													
37.	Internal Scholarships.	Approved	22.500	22.500	0.500	1.713	5.095	7.000	8.192	..
38.	Foreign Training of Teachers.	Do.	3.000	3.000	0.300	1.500	1.200	..	1.200	1.200	..
39.	Supplementary Scholarships.	Do.	3.068	3.068	0.577	0.653	1.838	..
Total (Scholarships)								9.153	1.200	..	1.200
Other Schemes—													
40.	Direction and Inspection.	Do.	1.200	1.200	0.200	0.466	0.266	0.260	0.008	..
41.	Establishment of Bureau of Educational Information and Statistics.	Do.	0.180	0.261	0.132	0.061	0.061	..	0.061
42.	Development of Audio - visual Education Centre.	Do.	0.390	0.390	..	0.108	0.111	0.115	0.100	..	0.100	0.056	..

43. Establishment of Consulting Services for Educational Building Programme.	Do.	0.860	0.860	..	0.494	0.100	0.100	0.166	..
44. International House.	Do.	0.361	0.361	0.200	0.100	0.061	..
45. Establishment of 15 Hostels attached to District Colleges, outside Dacca for unmarried teaching staff from abroad.	Do.	0.840	0.840	0.224	0.448	0.168	..
Total (Others)							1.084	0.161	..	0.161		

New Schemes—

46. Construction of Hostel for 50 Women Students attached to Rajshahi Teacher's Training College.	Do.	0.500	0.500	0.100	0.300	0.100	..
47. Emergency Training of Science Teachers.	Do.	0.134	0.134	0.050	0.084
48. Training of Educational Officers including Headmasters and Headmistresses.	Do.	0.591	0.200	0.100	0.100	0.391

(Million Rupees)

Sl. No.	Name of the Scheme	Status of the scheme	Estimated cost	Second Plan Outlay	Expenditure in preceding years of the Plan			Provision for 1963-64	Foreign Exchange required for 1963-64			Expenditure in subsequent years	
					1st	2nd	3rd		Total	Foreign aid	Own resources	1964-65	After 2nd Plan
1	2	3	4	5	6	7	8	9	10	11	12	13	14
49.	Improvement of 3 Non-Government Degree Colleges (Supplementary to the scheme 20 Non-Government Degree Colleges).	Approved	2.924	0.924	0.300	0.624	2.000
50.	Establishment of 6 Residential Model Schools.	Approved by P.P.A.	48.000	15.000	0.550	0.950	3.300
51.	Dhanmandi Residential Model School, Motijheel.	Approved	2.000	2.000	0.200
52.	Central Government High Schools for Boys and Girls at Motijheel, Dacca.	Do.	0.300	0.300	0.100
Additional Schemes—													
53.	School Lunch Programme.	Unapproved.	2.918	2.918	0.280	1.031

54. Cadet College	Approved by P.P.A.	24.000	5.000	2.500	3.500	19.000
55. Establishment of 10 New Government High Schools in congested Town Areas.	Do.	23.000	4.200	0.200	2.000	2.000	19.000
56. A Pilot Project for Adult Education in East Pakistan.	Do.	1.942	0.600	0.200	0.400	1.342
57. Establishment of 5 Government Girls Schools in congested Town Areas.	Do.	11.500	2.200	1.000	1.200	9.300
58. Agricultural Education in Primary and Secondary schools.	Do.	0.549	0.549	0.150	0.399	..
59. Introduction of Religious Edn. for Muslim Pupils in Missionary Schools.	Approved	1.865	1.865	1.065	0.800	..
60. Introduction of Free Primary Education in Chittagong Hill Tracts.	Approved by P.P.A.	8.350	5.000	1.500	3.500	3.350
61. Supplementary scheme for establishment of Junior Training School.	Approved	1.000	1.000	0.200	0.800	..
62. Introduction of craft courses in secondary schools.	Un-approved.	13.190	5.640	1.000	0.100	..	0.100	4.640	7.550

(Million Rupees)

Sl No.	Name of the Scheme	Status of the scheme	Estimated cost	Second Plan Outlay	Expenditure in preceding years of the Plan			Provision for 1963-64	Foreign Exchange required for 1963-64			Expenditure in subsequent years	
					1st	2nd	3rd		Total	Foreign aid	Own resources	1964-65	After 2nd Plan
1	2	3	4	5	6	7	8	9	10	11	12	13	14
63.	Estt. of Teachers Training College at Khulna.	Approved	2.500	1.913	0.200	1.713	0.587
64.	Supplementary scheme for development of 3,000 Primary schools.	Approved by P.P.A.	75.000	47.500	3.200	43.500	28.300
65.	Supplementary Scheme for development of 400 schools (Secondary).	Do.	48.400	16.713	0.500	16.213	31.687
66.	Third University	Un-approved.	56.500	7.500	1.500	6.000	49.000
67.	Scheme for strengthening of the teaching of English in East Pakistan.	Do.	0.783	0.215	0.057	0.158	0.568
68.	Provincialisation of High Schools in the backward Areas.	Do.	..	0.500	0.500
Total (New)					18.237	0.100	..	0.100

TECHNICAL EDUCATION

(i) Under Directorate of Technical Education.

On-going Schemes

1. Engineering College at Rajshahi.	Approved	23.071	8.928	..	0.308	1.500	4.627	1.500	..	1.500	3.093	14.143
2. Dacca Polytechnic Institute.	Do.	2.600	2.712	0.562	0.976	0.874	0.300
3. Chittagong Polytechnic Institute.	Do.	16.312	12.054	1.205	2.355	2.467	2.440	0.200	..	0.200	3.458	4.258
4. Khulna Polytechnic Institute.	Do.	9.358	9.358	..	0.700	2.835	3.056	1.400	..	1.400	2.252	..
5. Re - organisation of Technical Institutes.	Do.	5.248	9.248	0.998	1.602	3.848	1.980	0.100	..	0.100	0.820	..
6. Establishment of 8-Technical Institutes.	Do.	19.250	19.250	0.252	1.798	7.896	4.094	1.600	..	1.600	5.210	..
7. Introduction of Chemical Technology Course at Dacca Polytechnic Institute.	Do.	0.825	1.075	..	0.050	0.775	0.250	0.200	..	0.200
8. Establishment of an Institute of Graphic Arts.	Do.	7.229	3.380	0.600	0.500	0.400	..	0.400	1.130	3.849
9. Training of Technical Teachers at Dacca Polytechnic Institute.	Do.	1.378	1.000	0.125	0.375	0.010	..	0.010	0.500	3.780

(Million Rupee)

Sl. No.	Name of the Scheme	Status of the scheme	Estimated cost	Second Plan Outlay	Expenditure in preceding years of the Plan				Foreign Exchange required for 1963-64			Expenditure in subsequent years	
					1st	2nd	3rd	Provision for 1963-64	Total	Foreign aid	Own resources	1964-65	After 2nd Plan
1	2	3	4	5	6	7	8	9	10	11	12	13	14
11.	East Pakistan University of Engineering and Technology.	Approved	40.260	28.610	1.800	3.300	5.500	5.650	2.200	2.200	..	7.560	7.560
12.	Directorate of Technical Education.	Do.	0.650	0.650	..	0.012	0.220	0.345	0.050	..	0.050
							Total (On-going)	..	23.617	7.660	2.200	5.460	
New Schemes.													
13.	Establishment of an engineering college at Chittagong.	Do.	30.444	7.671	1.000	7.671	22.773
14.	Setting up of 35 vocational schools.	Do.	12.196	10.260	2.400	1.000	..	1.000	7.860	1.736
15.	Est. of Engineering College at Khulna.	Approved by P.P.A.	23.782	5.324	0.500	4.824	18.458

16. Expansion of Dacca Polytechnic Instt. and Hostel.	Do.	7.960	4.516	0.200	0.500	..	0.500	4.316	3.444
17. Expansion of 3 Tech. Institutes, into Polytechnics.	Un-approved.	19.500	11.570	1.440	0.800	..	0.800	10.130	7.930
18. Estt. of 13 Commercial Institutes at Distt Head Qrs.	Do.	2.950	1.340	0.300	0.100	..	0.100	1.040	1.610
19. Introduction of full time 2nd shift trade course in the 5 Tech Institutes.	Do.	2.960	1.612	0.355	0.100	..	0.100	1.257	1.348
20. Estt. of 3 Commercial Institutes at Dacca, Chittagong and Khulna.	Do.	8.186	4.679	0.300	0.150	..	0.150	3.679	3.507

Total (New)

6.495 2.650 .. 2.650

Total (On-going and New)—D. T. Education

30.112 10.310 2.200 8.110

(ii) Under Industries Department.

On going Schemes

1. Improvement of East Pakistan Textile Institute, Dacca.	Approved	2.310	2.300	0.331	0.550	0.190	..	0.190	0.560	..
---	----------	-------	-------	----	----	-------	-------	-------	----	-------	-------	----

(Million Rupees)

Sl. No.	Name of the Scheme	Status of the scheme	Estimated cost	Second Plan Outlay	Expenditure in preceding years of the Plan			Provision for 1963-64	Foreign Exchange required for 1963-64			Expenditure in subsequent years	
					1st	2nd	3rd		Total	Foreign aid	Own resources	1964-65	After 2nd Plan
1	2	3	4	5	6	7	8	9	10	11	12	13	14
2.	Development of East Pakistan Institute of Glass and Ceramics, Dacca.	Approved	1.200	1.200	..	0.140	0.795	0.150	0.100	..	0.100	0.110	..
3.	Reorganisation of six District Weaving Schools.	Do.	1.900	1.900	0.380	0.060	1.846	0.060	0.190	..
Total (Industries Department)							..	0.760	0.290	..	0.290		
<i>Miscellaneous</i>													
1.	Studies and surveys for the Third Plan.	Un-approved.	3.000	3.000	1.500	0.500	..	0.500		
Grand Total (Education and Training)								143.755	23.251	5.746	17.505		

HEALTH

(Million Rupees)

Sl. No.	Name of the Scheme	Status of the scheme	Estimated cost	Second Plan Outlay	Expenditure in preceding years of the Plan			Provision for 1963-64	Foreign Exchange required for 1963-64			Expenditure in subsequent years	
					1st	2nd	3rd		Total	Foreign aid	Own resources	1964-65	After 2nd Plan
1	2	3	4	5	6	7	8	9	10	11	12	13	14
<i>On-going Schemes</i>													
1.	Improvement of Dacca Medical College Hospital.	Approved	7.720	3.660	2.150	1.000	0.310	0.200
2.	Improvement of Chittagong Medical College (Revised).	Do.	12.470	22.680	2.850	3.570	4.500	6.800	0.500	..	0.500	4.960	..
3.	Conversion of Rajshahi Medical School into College (Revised).	Do.	14.730	22.440	1.240	3.380	4.500	6.390	0.500	..	0.500	6.930	..
4.	Nurses' Training Centre at Chittagong.	Do.	1.000	1.100	0.270	0.510	0.250	0.070
5.	Nurses' Training Centre at Rajshahi.	Do.	1.000	1.100	0.250	0.480	0.250	0.120
6.	T. B. Hospital at Rajshahi (Revised).	Un-approved.	2.000	2.000	0.400	0.860	0.500	0.240	0.100	..	0.100

(Million Rupees)

Sl. No.	Name of the Scheme	Status of the scheme	Estimated cost	Second Plan Outlay	Expenditure in preceding years of the Plan			Provision for 1963-64	Foreign Exchange required for 1963-64			Expenditure in subsequent years	
					1st	2nd	3rd		Total	Foreign aid	Own resources	1964-65	After 2nd Plan
1	2	3	4	5	6	7	8	9	10	11	12	13	14
7.	T. B. Hospital at Chittagong (Revised).	Approved	2.000	2.000	0.070	0.580	0.800	0.550	0.100	..	0.100	..	
8.	Increase of beds in Sadar and Subdivisional Hospital.	Do.	6.630	8.600	2.130	1.570	2.050	2.850	
9.	Malaria Eradication.	Do.	52.090	43.960	0.120	1.240	7.800	11.840	5.200	4.500	0.700	23.960	8.130
10.	Family Planning	Do.	15.000	9.910	0.330	0.480	2.600	2.500	1.000	1.000	..	4.000	5.090
11.	Leprosy Control Project.	Do.	0.700	0.710	0.030	0.180	0.400	0.100	
12.	Training of Lady Health Visitors.	Do.	2.390	2.470	0.220	0.560	0.750	0.940	1.000	1.000	
13.	Small Pox Eradication.	Do.	8.360	8.360	0.120	3.450	3.860	0.930	
14.	Establishment of 30 T. B. Clinics.	Do.	4.800	4.800	0.800	1.500	0.500	..	0.500	2.500	

15. Establishment of a 100 Bedded Infectious Disease Hospital at Dacca and 20 Bedded hospitals at Chittagong, Comilla, Barisal, Mymensingh, Rangpur, Dinajpur and Bogra.	Do.	5·500	4·500	..	0·200	1·100	1·000	0·200	..	0·200	..	2·200
16. Setting up of a Dental College at Dacca.	Do.	1·500	1·500	..	0·490	0·400	0·610
17. Setting up of Mobile Dispensaries and reorganisation of existing Mobile Medical Units.	Do.	2·400	2·400	..	0·600	0·600	1·000	0·200	..
18. Extension of Mental Hospital, Pabna.	Do.	6·800	3·700	..	0·190	0·600	2·000	0·200	..	0·200	0·910	3·100
19. Installation of Deep-X-Ray Therapy with Isotope Centres in all Medical College Hospitals.	Do.	4·000	2·000	..	0·460	0·500	0·540	0·450	..	0·450	0·500	2·000
20. Supply of Modern equipment to all Sadar and Subdivisional Hospitals including X-Ray Instruments.	Do.	3·000	3·000	..	0·500	0·500	1·000	0·650	..	0·650	1·000	..
21. Post Graduate Training of Doctors and Nurses.	Do.	2·000	2·040	..	0·080	0·300	0·780	0·700	..	0·700	0·840	..

(Million Rupees)

Sl. No.	Name of the Scheme	Status of the scheme	Estimated cost	Second Plan Outlay	Expenditure in preceding years of the Plan			Provision for 1963-64	Foreign Exchange required for 1963-64			Expenditure in subsequent years		
					1st	2nd	3rd		Total	Foreign aid	Own resources	1964-65	After 2nd Plan	
1	2	3	4	5	6	7	8	9	10	11	12	13	14	
22.	Improvement of Water, Food and Drug Analysis Section.	Approved	3·000	1·000	..	0·250	0·400	0·200	0·150	..	0·150	0·150	..	
23.	Public Health Education.	Do.	2·020	0·600	..	0·090	0·200	0·180	0·020	..	0·020	0·130	1·420	
24.	Leprosy Rehabilitation Centre in Sylhet District.	Do.	1·500	1·500	..	0·200	0·400	0·200	0·100	..	0·100	0·700	..	
25.	Rural Health Centre.	Do.	69·800	69·800	..	2·070	6·900	15·000	46·530	..	
26.	B.C.G. Programme	Do.	4·000	1·630	..	0·030	0·400	0·600	0·100	0·100	..	0·600	2·370	
27.	Further improvement of Central Medical Stores, Dacca and Est. of two sub-depots at Chittagong and Rajshahi.	Do.	1·450	1·450	0·400	0·500	0·200	..	0·200	0·550	..	
28.	Est. of Training Centres for Medical and Health Technicians	Do.	1·500	1·500	0·100	..	0·500	0·350	0·050	..	0·050	0·550	..	

29. Setting up of 40 Maternity and Child Welfare Centres.	Do.	2·400	2·400	0·600	0·900	0·100	0·100	..	0·900	..
30. Setting up of 12 School Health Clinics.	Do.	0·580	0·580	0·140	0·240	0·200	..
31. Skin and V.D.Clinics	Do.	0·300	0·300	0·100	0·200	0·060	..	0·060
32. Setting up of Pysio-therapy and occupational therapy Centres.	Do.	0·300	0·290	0·050	0·100	0·030	..	0·030	0·140	..
33. Staff Quarters for infectious Disease Hospitals at Rajshahi, Khulna and Sylhet.	Do.	0·600	0·690	0·600	0·090
34. Extension of T. B. Hospital, Dacca.	Un-approved.	2·000	2·000	0·500	0·800	0·700	..
35. Leprosy Rehabilitation Centre in Rangpur District.	Approved	1·500	1·500	0·300	0·200	0·050	..	0·050	1·000	..
36. Consolidated Training Scheme for Public Health and Para-medical personnel.	Do.	2·490	1·640	0·450	0·680	0·200	0·200	..	0·500	..

Total (On-going) ..	62·200	12·160	6·900	5·260
---------------------	--------	--------	-------	-------

(Million Rupees)

Sl. No.	Name of the Scheme	Status of the scheme	Estimated cost	Second Plan Outlay	Expenditure in preceding year of the Plan			Provision for 1963-64	Foreign Exchange required for 1963-64			Expenditure in subsequent years	
					1st	2nd	3rd		Total	Foreign Aid	Own re-sources	1964-65	After 2nd Plan
1	2	3	4	5	6	7	8	9	10	11	12	13	14
NEW SCHEMES													
1.	Setting up of three Mental Clinics attached to Medical College Hospitals.	Approved	0.940	0.630	0.320	0.020	..	0.020	0.310	0.310
2.	Establishment of an Industrial Health Section in the Provincial Health Directorate.	Un-approved	0.500	0.200	0.100	0.100	0.300
3.	Medical College, Mymensingh.	Approved by P.A.A.	32.660	18.300	0.070	1.750	0.700	0.700	..	16.550	14.360
4.	Medical College, Sylhet.	Do.	32.660	18.300	0.040	1.750	0.700	0.700	..	16.550	14.360
5.	Medical College, Mitford, Dacca.	Do.	4.230	4.230	1.000	2.230	0.700	0.700	..	2.000	..
6.	Improvement of Biological Laboratory.	Un-approved	3.000	3.000	1.000	1.000	1.000	..	2.000	..
7.	Modernisation of Sadar Hospitals,	Approved	10.000	5.000	0.500	0.100	0.100	..	4.500	5.000

8. Modernisation of Sub-Div.Hospitals	Un-approved	15.000	5.000	0.500	0.100	0.100	..	4.500	10.000
9. Establishment of 14 Out-door Dispensaries.	Do.	2.030	2.030	0.500	1.530	..
Total (New)							8.650	3.320	3.300	0.020
Grand Total: (Health)							70.850	15.480	10.200	5.280		

SOCIAL SERVICE

(Million Rupees)

Sl. No.	Name of the Scheme	Status of the Scheme	Estimated cost	2nd Plan Outlay	Expenditure in preceding years of the Plan			Provision for 1963-64	Foreign Exchange required for 1963-64			Expenditure in subsequent years	
					1st	2nd	3rd		Total	Foreign Aid	Own Re-sources	1964-65	After 2nd Plan
1	2	3	4	5	6	7	8	9	10	11	12	13	14

On-going Schemes:

1.	Directorate of Social Welfare (including urban community development.)	Approved	6.420	6.420	0.480	0.620	1.300	1.400	0.160	..	0.160	2.060	..
2.	Grants-in-aid ..	Do.	2.100	2.100	0.125	0.500	0.500	0.500	0.475	..
3.	Training and Rehabilitation of physically handicapped.	Do.	2.800	2.800	..	0.682	0.647	0.650	0.050	..	0.050	0.581	..
4.	College of Social Welfare and Research Centre.	Do.	1.570	1.570	..	0.690	0.635	0.210	0.010	..	0.010	0.035	..
5.	Youth Welfare ..	Do.	1.500	1.500	..	0.205	0.590	0.590	0.030	..	0.030	0.105	..

6. After Care of Released Prisoners.	Do.	0.600	0.600	..	0.002	0.075	0.100	0.343	..
7. Pilot scheme of Probation Services.	Do.	0.350	0.350	..	0.019	0.065	0.070	0.146	..
8. Medical Social Work.	Do.	0.190	0.190	..	0.006	0.035	0.040	0.089	..
9. Day Care centre for Children.	Do.	0.550	0.550	..	0.179	0.200	0.080	0.089	..
10. Training and Rehabilitation of Socially Handicapped.	Do.	0.430	0.430	..	0.003	0.010	0.050	0.217	..

Total	(On-going)	..	3.690	0.250	..	0.250
-------	------------	----	-------	-------	----	-------	----	----

NEW Schemes:

1. Baby Home ..	Do.	1.160	0.810	0.250	0.100	0.040	..	0.040
2. Socio Economic Centre for Women	Do.	0.440	0.260	0.140	0.080	0.010	..	0.010
3. Juvenile Court ..	Do.	0.720	0.430	0.100	0.030	..	0.030
4. Remand Homes	Do.	0.700	1.170	0.250	0.010	..	0.010
5. Training Institute for Juvenile Delinquents.	Do.	1.900	1.100	0.260	0.100	..	0.100
6. Institute for the Deaf and Dumb.	Do.	0.850	0.560	0.340	0.220	0.030	..	0.030

(Million Rupees)

Sl. No.	Name of the Scheme	Status of the schemes	Estimated cost	Seconds Plan Outlay	Expenditure in preceding years of the Plan			Provisions for 1963-64	Foreign Exchange required for 1963-64			Expenditure in subsequent years	
					1st	2nd	3rd		Total	Foreign aid	Own resources	1964-65	After 2nd Plan
1	2	3	4	5	6	7	8	9	10	11	12	13	14
7.	Institution for the Blind.	Do.	1.210	0.620	0.390	0.100	0.040	..	0.040
						(New)		1.110	0.260	..	0.260		
						Grand Total (Social Service)		4.800	0.510	..	0.510		

MANPOWER AND EMPLOYMENT

(Million Rupees)

Sl. No.	Name of the Scheme	Status of the scheme	Estimated cost	Second Plan Outlay	Expenditure in preceding years of the Plan			Provision for 1963-64	Foreign Exchange required for 1963-64.			Expenditure in subsequent years	
					1st	2nd	3rd		Total	Foreign aid	Own re-sources	1964-65	After 2nd Plan
1	2	3	4	5	6	7	8	9	10	11	12	13	14
<i>On-going Schemes :</i>													
1.	Industrial Relation Institute.	Approved	0.790	0.760	0.050	0.515	0.083	0.050	0.030	0.030	..	0.032	0.030
2.	Production of Documentary Films.	Do.	0.497	0.497	0.061	0.061	0.125	0.100	0.100	..
3.	Labour Welfare Division for Tea Industry at Sreemangal.	Do.	0.845	0.835	0.017	0.173	0.392	0.100	0.010	0.010	..	0.119	0.010
4.	Strengthening of Conciliation Machinery.	Do.	0.699	0.526	0.124	0.063	0.119	0.050	0.110	0.173
5.	Expansion of Factories Inspection Machinery.	Do.	0.802	0.433	0.063	0.044	0.116	0.050	0.110	0.369
6.	Establishment of Eleven Labour Welfare Centres.	Do.	2.208	2.178	0.875	0.500	0.030	0.030	..	0.602	0.030

(Million Rupees).

Sl. No.	Name of the Scheme	Status of the scheme	Estimated cost	Second Plan Outlay	Expenditure in preceding years of the Plan			Provision for 1963-64*	Foreign Exchange required for 1963-64			Expenditure in subsequent years	
					1st	2nd	3rd		Total	Foreign	Own resources	1964-65	After 2nd Plan
1	2	3	4	5	6	7	8	9	10	11	12	13	14
7.	Revised Scheme for Marine Diesel Training Centre (Two approved on-going schemes amalgamated).	Approved	9.080	5.990	0.730	0.920	0.980	0.900	2.460	3.090
8.	Construction of Office Building at Nayarnganj.	Do.	0.100	0.100	0.050	0.050
	<i>Centrally Transferred Ongoing Schemes.</i>												
10.	SEATO-PAK. Skilled Labour Training Centre. Dacca.	Do.	5.230	0.250
Total (On-going)							..	2.050	0.070	0.070

New Schemes.

1. Construction of Headquarters Office Buildings for Labour Directorate at Dacca.	Un-approved	0.650	0.650	0.050
2. Labour Information Programme.	Do.	0.294	0.294	0.026	0.142	..
3. Construction of Division Office Buildings of Labour Directorate at Dacca, Chittagong, Khulna and Rajshahi.	Do.	0.900	0.900	0.450	0.456	..

Centrally Transferred New Schemes.

4. German-Pak. Labour Training Centre, Dacca.	Approved	3.150	0.750
5. Technical Training Centre, Rajshahi.	Un-Approved	2.600	0.600
6. Estt. of Apprenticeship Centres	Do.
7. Exp. of Employment Exchanges.	Do.
8. Estt. of 2 Regional Offices at Sylhet and Bogra.	Do.

Total (New)

1.876

Grand Total (Manpower and Employment)

3.926 0.070 0.070 ..

WEST PAKISTAN

DEVELOPMENT PROGRAMME 1963-64
SUMMARY—WEST PAKISTAN

(Million Rupees)

Name of the Sector	Provision for 1963-64	Foreign Exchange Required for 1963-64		
		Total	Foreign Aid	Own Resources
1	2	3	4	5
1. Agriculture	256.513 (6.445)	70.437	22.446	47.991
2. Water and Power	717.580	277.710	217.030	60.680
3. Industry, Fuels and Minerals ..	119.512	63.107	57.102	6.005
4. Transport and Communications	296.748	127.004	126.478	0.526
5. Housing and Settlements ..	189.564	33.468	21.669	11.799
6. Education and Training ..	120.007	12.811	..	12.811
7. Health	48.893	2.380	..	2.380
8. Social Service	2.417
9. Manpower and Employment ..	10.021	3.372	3.372	..
TOTAL ..	1,761.255 (6.445)	590.289	448.097	142.192
TOTAL (NET) ..	1,754.810	590.289	448.097	142.192

DEVELOPMENT PROGRAMME 1963-64

SUMMARY—WEST PAKISTAN

(ON-GOING AND NEW SCHEMES)

				(Million Rupees)		
Name of the Sector				On-going Schemes	New Schemes	Total (On-going and New)
1				2	3	4
1. Agriculture	153.979 (6.445)	102.534	256.513 (6.445)
2. Water and Power	550.574	167.006	717.580
3. Industry, Fuels and Minerals	57.485	62.027	119.512
4. Transport and Communications	227.132	19.616	296.748
5. Housing and Settlements	146.896	42.668	189.564
6. Education and Training	100.038	19.969	120.007
7. Health	35.279	13.614	48.893
8. Social Service	2.378	0.039	2.417
9. Manpower and Employment	10.021	10.021
TOTAL				1,323.761 (6.445)	437.494	1,761.255 (6.445)
TOTAL (NET)				1,317.316	437.494	1,754.810

AGRICULTURE SUMMARY

(Million Rupees)

Sub-Sector	Provision for 1963-64	Foreign Exchange Required 1963-64		
		Total	Foreign Aid	Own Resources
1	2	3	4	5
Agricultural Development Corporation ..	39.248	0.050	..	0.050
Plant Protection	29.455	27.500	..	27.500
Seed Multiplication and Distribution ..	7.427 (0.445)	0.586	..	0.586
Mechanization	23.368	15.509	..	15.509
Soils	2.133	1.000	..	1.000
Agriculture Statistics	0.250
Agriculture Extension	9.573	0.350	..	0.350
Agriculture Research	8.430	0.710	..	0.710
Agriculture Education	18.689	0.264	..	0.264
Taccavi Loans	13.000
Frontier Regions	1.060	0.325	..	0.325
Model Scheme	2.605
Animal Husbandry	14.656	0.168	..	0.168
Land Reforms	5.500 (6.000)	0.015	..	0.015
Colonization	36.741	15.915	15.900	0.015
Co-operatives—Rural Credit	8.497	0.085	..	0.085
Fisheries	1.170
Food Storage	6.305	0.600	..	0.600
Forests	19.406	6.760	6.546	0.214
Rural Development through Basic Democracies.	9.000	0.600	..	0.600
TOTAL RECOVERIES ..	256.513 (6.445)	70.437	22.446	47.991
TOTAL (NET) ..	250.068	70.437	22.446	47.991

AGRICULTURE

(Million Rupees.)

Sl. No.	Name of the Scheme	Status of the scheme	Estimated cost	Second Plan Outlay	Expenditure in preceding years of the Plan			Provision for 1963-64	Foreign Exchange required for 1963-64			Expenditure in subsequent years	
					1st	2nd	3rd		Total	Foreign aid	Own resources	1964-65	After 2nd Plan
1	2	3	4	5	6	7	8	9	10	11	12	13	14
A.—Agricultural Development Corporation and Allied Programme													
1.	Administration of Agricultural Development Corporation.	Approved	12.300	11.000	..	3.000	2.050	2.000	0.050	..	0.050
2.	Tando Bago Farm (G. M. Barrage).	Do.	0.260	0.300	0.040	0.193	0.373
3.	Umed Ali Jat Farm (G.M. Barrage).	Do.	0.524	1.870	0.096	0.276	0.342
4.	Dhaarko Farm (G. M. Barrage).	Do.	0.912		0.126	0.271	0.629
5.	Establishment of two Seed Multi-Farms in Ghulam Muhammad Barrage Area—one at Thatta and the other at Mirpur Sakro.	Do.	0.971		..	0.007	0.618

6	Extension Services, Statistics, Demonstration and Propaganda in Ghulam Muhammad Barrage.	Do.	2.661	..	0.583	0.466	0.461	0.310
7	Scheme for Plant Protection in Ghulam Muhammad Barrage.	Do.	10.059	7.700	0.021	0.250	0.400	0.388
8	Additional posts in Agricultural Organisation in Ghulam Muhammad Barrage.	Do.	12.94	0.108
9	Manure and Fertilizer (Subsidy)	Do.	125.596	180.200	33.200	33.200
10	Subsidy on Seed Distribution	Do.	6.000	6.000	1.000	1.500
11	Establishment of Seed Testing Laboratories	Do.	0.554	0.187	0.192
12	Extension of Agricultural Organization in Guddu.	Do.	2.041	0.612	0.500
Total Agricultural Development Corporation.					38.090	0.050
B—PROGRAMME OF MINISTRIES AND DEPARTMENTS													
Manure and Fertilizers—													
Subsidy on Fertilizers		Do.	13.000	13.000	6.500	6.500
Total Manure and Fertilizers								

(Million Rupees.)

Serial No.	Name of the Scheme	Status of the scheme	Estimated cost	Second Plan Outlay	Expenditure in preceding years of the Plan			Provision for 1963-64	Foreign Exchange required for 1963-64			Expenditure in subsequent years	
					1st	2nd	3rd		Total	Foreign aid	Own resources	1964-65	After 2nd Plan
1	2	3	4	5	6	7	8	9	10	11	12	13	14
PLANT PROTECTION													
	Re-organization of Plant Protection Services	Approved	19.380	4.732
Total Plant Protection							
SEED MULTIPLICATION AND DISTRIBUTION													
1	Construction of Agriculture Seed Store at Gujrat.	Do.	0.025	0.050	0.017
2	Construction of Agriculture Seed Store at Jhelum.	Do.	0.041	..	0.002	0.014	..	0.010
3	Construction of Agriculture Seed Store at Rawalpindi.	Do.	0.043	..	0.013	0.017	0.016
4	Construction of Agriculture Seed Store at Khushab.	Do.	0.033	0.015
5	Construction of Agriculture Seed Store at Bhawal.	Do.	0.028	..	0.027	0.014

6	Construction of Agriculture Seed Store at Lahore.	Do.	0.049	0.043	0.005
7	Construction of Agriculture Seed Store at Sheikhpura.	Do.	0.045	..	0.011	0.019	0.011	.04
8	Construction of building in connection with the scheme for production of Maize Hybrid Seed at Yousafwala.	Do.	0.236	..	0.051	0.080	0.120
9	Construction of District Level Store at D. G. Khan.	Do.	0.039	0.001
10	Construction of District Level Store at Multan.	Do.	0.039	0.003	0.003
11	Construction of Tehsil Level Agriculture Store at Khanewal.	Do.	0.028	0.003	0.002
12	Construction of Tehsil Level Agriculture Store at Leiah.	Do.	0.026	0.018	0.008	0.008
13	Construction of District Level Agriculture Store at Mianwali.	Do.	0.045	0.009
14	Construction of District Level Agriculture Store at Montgomery.	Do.	0.010	0.010	0.018
15	Construction of Tehsil Level Agriculture Store at Khanpur.	Do.	0.030	0.010	0.022
16	Construction of District and Talukas Agriculture Store (New Region).	Do.	1.145	0.151	0.140	0.065

(Million Rupees.)

Serial No.	Name of the Scheme	Status of the schemes	Estimated cost	Seconds Plan Outlay	Expenditure in preceding years of the Plan			Provision for 1963-64	Foreign Exchange required for 1963-64			Expenditure in subsequent years	
					1st	2nd	3rd		Total	Foreign aid	Own resources	1964-65	After 2nd Plan
1	2	3	4	5	6	7	8	9	10	11	12	13	14
SEED MULTIPLICATION AND DISTRIBUTION—contd.													
17	Construction of Agriculture Store Matung.	Approved	0·064	..	0·068	0·004	0·075
18	Construction of Agriculture Stores in Quetta Region.	Do.	0·594	..	0·182	0·036	
19	Construction of Agricultural Store, Kohat and Abbottabad.	Do.	0·107	..	0·064	0·043
20	Construction of Building for Seed House Mardan.	Do.	0·192	}	0·090	0·294
21	Construction of Building for Seed House at Ratta Kulachi.	Do.	0·192										
22	Construction of Agricultural Store at Bahawalpur.	Do.	0·029
23	Construction of Agricultural Store at Jhang.	Do.	0·040	0·001

24	Construction of Agricultural Store at Bhakkar.	Do.	0.035	—	—	—	0.015
25	Construction of Agricultural Store at Isas-hel.	Do.	0.031	—	—	—	0.011
26	Subsidy on Seed Operations	Do.	18.560	—	—	1.000	—
27	B.C.G.A. Seed Farm, Khanewal	Do.	1.723	—	0.100	0.148	0.60	0.206
28	Pai Forest Farm, Sakrand	Do.	0.120	—	0.020	0.100	—	—
29	Iqbal Nagar Farm, Montgomery.	Do.	0.100	—	0.020	0.003	0.050
30	Conversion of Seed Farm, Ratta Kulachi into Hybrid Maize Seed Farm, D. I. Khan	Do.	0.236	..	0.129	0.036	0.038
31	Conversion of Yousuf-wala Seed Farm into Hybrid Maize Seed Farm, Montgomery.	Do.	0.231	..	0.041	0.084	0.036
32	Seed Farm, Rakh Zandani, Dera Ismail Khan.	Do.	0.556	..	0.102	0.028	0.091	0.088
33	Building at the Foundation Wheat Seed Farm, Montgomery.	Do.	0.032	..	0.010	0.018	0.010
34	Rice Research Sub-Station, Shikarpur.	Do.	0.061	..	0.030	0.004	0.005	0.008
35	Supply of Seed Potato <i>Deduct—Receipts.</i>	Do.	7.955	7.950	0.400	0.381	0.500	0.445 — 445	0.160	..	0.160
36	Seed Farm, Fort Sandeman.	Do.	0.471	0.100	0.027	0.016

(Million Rupees.)

Serial No.	Name of the Scheme	Status the schemes	Estimated cost	Second Plan Outlay	Expenditure in preceding years of the Plan			Foreign Exchange required for 1963-64			Expenditure in subsequent years		
					1st	2nd	3rd	Provisions for 1963-64	Total	Foreign aid	Own resources	1964-65	After 2nd Plan
1	2	3	4	5	6	7	8	9	10	11	12	13	14
37	Five Fruit Nurseries in Kalat Division.	Approved	0.350	..	0.040	0.034	0.034	0.064
38	Scheme for the installation of Tube-wells at Government Farms in West Pakistan.	Do.	0.248	0.230	0.018
39	Scheme for the installation of Tube-well at Agricultural Station, Rawalpindi.	Do.	0.045	0.007
40	Extensive Cultivation of Cocoanut in West Pakistan.	Do.	1.545	1.550	..	0.290	0.543	0.348
41	Conversion of Iqbal Nagar Seed Farm into Maize Hybrid Farm.	Do.	0.295	0.023	0.051
42	Conversion of Seed Farm Rakh Zandani into Hybrid Maize Seed Farm.	Do.	0.319	0.038	0.073

43	Establishment of Seed Farm Rakh Bibi, Dera Ismail Khan.	Do.	0.658	0.418	0.079	0.002
44	Scheme for the establishment of 500 acres of Date Farm in Turbat (Mekran) for the supply of suckers to cultivators.	Do.	1.255	1.000	..	0.153	0.253	0.200	0.030	..	0.030
45	Extension of Government Fruit Farm at Mirpur Khas.	Do.	0.258	..	0.024	0.070	0.046	0.061
46	Construction of residential and non-residential building in connection with Maize Hybrid Seed Farm at Ratta Kaluchi, Dera Ismail Khan.	Do.	0.251	0.251
47	Construction of Maize Hybrid Seed House at Yousafwala.	Do.	0.192	0.203	0.033	0.006
48	Scheme for Sugarcane Development in West Pakistan.	Do.	0.326	0.330	..	0.075	0.095
49	Scheme for Sugar Beet Seed Production in Peshawar Division.	Do.	0.086	0.100	0.004	0.005	0.009	0.017
50	Seed Testing Laboratories in West Pakistan.	Do.	0.176	0.180	0.066	0.020	0.018	0.069	0.046	..	0.046
51	*Scheme for Coconut Plantation at Karachi Coastal Area.	Do.	0.277	0.047
52	Scheme for Agricultural Experimental, Demonstration Farm and running of Tractors at Karachi.	Do.	0.504	..	0.027	0.074	0.084	0.074
Total Seed Multiplication and Distribution.						1.761	0.236	..	0.236

Merged with scheme No. (40)

(Million Rupees.)

Serial No.	Name of the Schemes	Status of the scheme	Estimated cost	Second Plan Outlay	Expenditure in preceding years of the Plan			Provision for 1963-64	Foreign Exchange required for 1963-64			Expenditure in subsequent years	
					1st	2nd	3rd		Total	Foreign aid	Own resources	1964-65	After 2nd Plan
1	2	3	4	5	6	7	8	9	10	11	12	13	14
MECHANIZATION													
1	Construction of Office Block attached to Agriculture Workshop, etc., Tandojam.	Approved	0.185	..	0.007	0.018	0.033	0.020
2	Scheme for re-organization of Agricultural Engineering Workshops and Training Centres.	Do.	11.504	11.500	0.326	3.446	2.105	2.133	..	0.300
3	Purchase of heavy earth moving machinery for settled areas in West Pakistan.	Do.	10.920	9.720	..	0.080	6.140	1.327	0.504	0.504
4	Minor Irrigation—Construction of Open Surface Wells in Quetta and Kalat Divisions.	Do.	3.545	0.535	..	0.276	0.231	0.231
5	Construction of Agricultural Workshop at Khanpur.	Do.	0.477	..	0.002	0.033	0.020	0.130
6	Installation of 600 Tubewells in West Pakistan.	Do.	11.802	1.927	2.313

7	Scheme for the running of additional heavy earthmoving machinery in West Pakistan.	Do.	1.696	0.478	0.479
8	Purchase of heavy earthmoving Machinery for Sailaba Cultivation in Quetta and Kalat Divisions.	Do.	9.943	9.940	8.181	0.896	0.496	..	0.496
9	Scheme for Setting up of 6 Sub-Shop for servicing of Tractors and Well Drilling Equipment.	Do.	2.844	2.240	1.	0.543
Total Mechanization			8.117	1.531	..	1.531
SOILS													
1	Soil Conservation Project (additional cost)	Do.	8.184	..	0.093	0.299	0.266	1.559	1.000	..	1.000
2	Rapid Soil Fertility Survey	Do.	2.860	2.860	0.565	0.489	0.509	0.574
Total Soils			2.133	1.000	..	1.000
STATISTICS													
1	Strengthening of Statistical Organisation in West Pakistan.	Do.	1.186	1.040	0.076	0.205	0.181	0.235
2	Additional requirements of Statistical Staff at Tarnab Farm, Peshawar and Agricultural College, Tandojam.	Do.	0.076	0.080	..	0.016	0.011	0.015
Total Statistics			0.250

(Million Rupees.)

Serial No.	Name of the Scheme	Status of the scheme	Estimated cost	Second Plan Outlay	Expenditure in preceding years of the Plan			Provisions for 1963-64	Foreign Exchange required for 1963-64			Expenditure in subsequent years	
					1st	2nd	3rd		Total	Foreign aid	Own resources	1964-65	After 2nd Plan
1	2	3	4	5	6	7	8	9	10	11	12	13	14
AGRICULTURAL MARKETING													
	Re-organisation of Agricultural Economics and Marketing	Approved	0.454	0.300	..	0.042	0.052
	Total Agricultural Marketing

AGRICULTURAL EXTENSION

1	Construction of Office of the Deputy Director, Agriculture, Quetta.	Do.	0.250	..	0.031	0.057	0.005	0.063
2	Construction of two Class II Bungalows and 4 Agriculture Assistants' Quarters, Quetta.	Do.	0.142	..	0.067	..	0.075
3	Construction of Class II Bungalow and Agriculture Assistants' Quarter at Khanpur.	Do.	0.035	0.005
4	Construction of building for training of Field Assistants at Satherja.	Do.	0.050	..	0.019	0.004

5	Merger of Extension Services and Plant Protection Services in West Pakistan.	Do.	29.500	3.946	6.989	0.350	..	0.350
6	Creation of new posts of Chief Cotton Inspectors in W.P.A.S., Class II for Hyderabad and Khairpur.	Do.	0.727	0.820	..	0.011
7	Holding of Agricultural Shows at different levels and participation of the Department in Melas and Fairs.	Do.	1.132	1.130	..	0.251	0.383	0.255
8	Scheme for the Establishment of Agriculture Information Service in West Pakistan.	Do.	1.144	1.140	..	0.344	0.231	0.377
9	Sugarcane Factory Inspectorate in West Pakistan.	Do.	0.238	0.037	0.041
10	Planning Section at Headquarters	Do.	0.748	0.150	0.009	0.017
11	Creation of one additional post of Chief Cotton Inspector in W.P.A.S., Class II, Sargodha.	Do.	0.089	..	0.020	0.006	..	0.019
12	Five-Year Development Scheme of the Zoological Gardens, Lahore.	Do.	1.500	0.200	0.300	0.500
13	Construction of residential buildings for Agriculture Department at Abbottabad.	Do.	0.057	0.057

(Million Rupees.)

Serial No.	Name of the Scheme	Status of the scheme	Estimated cost	Second Plan Outlay	Expenditure in preceding years of the Plan			Provision for 1963-64	Foreign Exchange required for 1963-64			Expenditure in subsequent years	
					1st	2nd	3rd		Total	Foreign aid	Own resources	1964-65	After 2nd Plan
1	2	3	4	5	6	7	8	9	10	11	12	13	14
AGRICULTURAL EXTENSION—contd.													
14	Minor Works	Approved	0.706	0.282	0.300
15	Scheme for Agricultural Extension Service in Karachi.	Do.	0.342	..	0.026	0.067	0.073
16	Conversion of Village-AID Training Institutes, transferred to Agriculture Department and the existing Field Assistant Training Centres to Agricultural Training Institute.	Do.	4.642	0.495	0.500
Total Agricultural Extension								9.003	0.350	0.350	..
AGRICULTURAL RESEARCH													
1	Construction of Museum and Library at Tando Jam.	Do.	0.273	..	0.142	0.025
2	Establishment of Pakistan—German Agricultural Demonstration Farm at Chak 5, Faiz, Multan.	Do.	1.054	..	0.680	0.330

3	Improvement of Agricultural Research facilities in Quetta and Kalat Divisions.	Do.	1.228	1.250	..	0.151	0.414	0.715
4	Additional facilities for Research at Agricultural Research Station in Khanpur.	Do.	1.843	1.840	..	0.124	0.205	0.117
5	Provision of one Mechanic in the Entomology Section Agricultural Research Station, Tando Jam.	Do.	0.070	0.001	0.002	0.002
6	Minor Research Schemes in West Pakistan.	Do.	0.500	0.900	..	0.066	0.082	0.118
7	Expansion of Agricultural Research in different Zones of West Pakistan.	Do.	2.036	3.700	..	0.560	0.615	0.300	0.300	0.300	..
8	Construction of Research Laboratories and additional requirements of staff for Research Station, Tarnab Farm, Peshawar.	Do.	1.182	1.170	..	0.408	0.448	0.090
9	Establishment of Arid Zone Research Sub-Station at Rawalpindi.	Do.	0.087	2.040	..	0.007	0.016	0.022
10	Scheme for the Development of Fruit Plants in Dera Ismail Khan.	Do.	0.139	0.039	0.035	0.031
11	Research on production of maize in Hyderabad.	Do.	0.107	0.025	0.021	0.022

(Million Rupees.)

Sl. No.	Name of the Scheme	Status of the scheme	Estimated cost	Second Plan Outlay	Expenditure in preceding years of the Plan			Provision for 1963-64	Foreign Exchange required for 1963-64			Expenditure in subsequent years	
					1st	2nd	3rd		Total	Foreign aid	Own resources	1964-65	After 2nd Plan
1	2	3	4	5	6	7	8	9	10	11	12	13	14
12	Additional Staff for the Economic Botany and Entomology Sections.	Approved	0.088	0.018	0.025	0.026
13	Library Branches at Lyallpur, Peshawar and Tando Jam.	Do.	0.121	0.320	...	0.011	0.015	0.016
14	Strengthening of Chemical Section II by providing a post of Assistant Agricultural Chemist in Class II.	Do.	0.018	0.001	0.004
15	Shifting of Agricultural Research Institute from Lyallpur to Risalewala.	Do.	2.626	1.000	1.487	0.154
16	Additional facilities for Agricultural Research at Agricultural Research Station, Tandojam.	Do.	2.151	0.949	0.728	0.200	..	0.200

17	Establishment of Research Sub-Station, at Ratta Kulachi in Dera Ismail Khan.	Do.	1.200	0.490	0.554	0.210	..	0.210
18	Additional facilities required for the Libraries of Agricultural Institutes.	Do.	0.199	0.066	0.060
19	Strengthening of research work on cotton at Multan and Tandojam Regions.	Do.	0.351	0.029	0.088
							<hr/>						
							Total Agricultural Research	3.047	0.710	..	0.710
							<hr/>						

AGRICULTURAL EDUCATION

1	Extension of Agriculture College Tandojam for admitting 125 students each year.	Do.	0.773	..	0.337	0.208	0.055	0.001
2	Award of Additional Scholarships	Do.	0.800	1.150	..	0.049	0.181	0.207
3	Extension of Agriculture College Tandojam.	Do.	4.206	4.210	..	2.064	0.954	0.405	0.100	..	0.100

(Million Rupees.)

Sl. No.	Name of the Scheme	Status of the scheme	Estimated cost	Second Plan Outlay	Expenditure in preceding years of the Plan			Provision for 1963-64	Foreign Exchange required for 1963-64			Expenditure in subsequent years	
					1st	2nd	3rd		Total	Foreign aid	Own resources	1964-65	2nd Plan
1	2	3	4	5	6	7	8	9	10	11	12	13	14

AGRICULTURAL EDUCATION—*contd.*

4	Additional facilities for Agricultural Education at Agricultural College, Tandojam.	Approved	2.360	1.321	0.630	0.130	..	0.130
5	Grant for the development of Agricultural College, Peshawar.	Do.	12.754	12.754	0.129	3.170	4.200	1.250
6	Establishment of Agriculture University at Lyallpur.	Do.	43.650	43.650	..	4.700	8.000	13.600

Total (Agricultural Education) ..

16.093 0.230 .. 0.230

CO-OPERATIVES AND
RURAL CREDIT.

1	Advances to cultivators under Land Improvement Loans Act, 1883.	Approved	3.481	4.589	3.739	5.000
2	Advances to cultivators under Agriculturists Loans Act, 1958.	Do.	1,00.000	..	4.333	5.264	5.720	8.000
3	Advances to cultivators as a result of land reforms.	Do.	N.A.	1.954	0.541

Total Co-operatives and
Rural Credits.

13.000

AREA PROGRAMME—UN-
DER-DEVELOPED AREA,
FRONTIER REGIONS.

1	Scheme for Reclamation and Development of Land in Frontier Regions.	Do.	3.290	2.739	0.004	1.079	0.933	0.638	0.325	..	0.325
2	Establishment of Fruit Nursery Farm at Rang Mahala, Malakand Agency.	Do.	0.051	0.044	0.007	0.008	0.008	0.010
3	Establishment of Fruit Nursery Farm and Community Processing Centre at Chitral.	Do.	0.097	0.072	..	0.015	0.019	0.018
4	Establishment of Fruit Nursery Farm at Mir Ali (North-Waziristan Agency).	Do.	-0.051	0.033	0.001	0.008	0.008	0.007

(Million Rupees.)

Sl. No.	Name of the Scheme	Status of the scheme	Estimated cost	Second Plan Outlay	Expenditure in preceding years of the Plan			Provision for 1963-64	Foreign Exchange required for 1963-64			Expenditure in subsequent years	
					1st	2nd	3rd		Total	Foreign aid	Own resources	1964-65	After 2nd Plan
1	2	3	4	5	6	7	8	9	10	11	12	13	14
5	Scheme for the Control of Insects, Pests and Fungal Diseases (Pesticides or equipment to be supplied in addition).	Approved	2.378	1.142	0.076	0.176	0.339	0.280
6	Award of Scholarships to Agriculture Students.	Do.	0.285	0.228	0.016	0.038	0.058	0.058
7	Provision of Operator-cum-Driver Helper.	Do.	0.122	0.087	..	0.015	0.025	0.023
8	Scheme for the establishment of fruit plants and vegetable farms in Dir State.	Do.	0.154	0.115	..	0.016	0.027	0.026
Total Frontier Regions							..	1.060	0.325	..	0.325		
MODEL SCHEME :													
	Crash Programme	Do.	24.364	29.500	7.512	6.185	4.730	2.419
Total Model Scheme							..	2.419
Total (On-going)							..	80.123	4.432	..	4.432		

New Schemes:

A—Agricultural Development Corporation and Allied Programme:

1	Research Station, Thatta	Un-approved	1.650	0.202
2	Research Station Dadharko.	Do.	0.374	0.156
3	Construction of residential and non-residential buildings for Agriculture Department.	Do.	3.272	0.200
4	Establishment of Agricultural Engineering Extension Service in Ghulam Muhammad Barrage.	Approved	0.364	0.100
5	Supply of Improved Agricultural Implements to Farmers.	Do.	0.701	0.500
Total A—Agricultural Development Corporation and Allied Programme.							1.158

151

B—Programme of Ministries and Departments:

Plant Protection.

1	Acquisition of Plant Protection material (Pesticide equipment and vehicles).	Do.	28.500	27.500	..	27.500
2	Staff for Planning, Procurement and Evaluation of Plant Protection Measures in the Country.	Do.	0.198

(Million Rupees.)

Sl. No.	Name of the Scheme	Status of the scheme	Estimated cost	Second Plan Outlay	Expenditure in preceding years of the Plan			Provision for 1963-64	Foreign Exchange required for 1963-64			Expenditure in subsequent years	
					1st	2nd	3rd		Total	Foreign aid	Own resources	1964-65	After 2nd Plan
1	2	3	4	5	6	7	8	9	10	11	12	13	14
3	Scheme for Soun Pest Control	Approved	0.034
4	Control of Trogoderma ..	Do.	0.146
5	Biological Control of Harmful Insects.	Do.	0.089
6	Ground Locust Work ..	Do.	0.488
Total Plant Protection					29.455	27.500	..	27.500

Seed Multiplication and Distribution.

1	Fruit Development Project in West Pakistan.	Do.	0.750	0.735	0.350	..	0.350
2	Combined F. A. O. Maize Hybrid Scheme.	Un-approved	0.694	0.024	0.270
3	Wells in Riverain and other Area in Bahawalpur Division.	Approved	4.500	3.000

4	Establishment of Vegetable Unit at Rawalpindi Agriculture Station.	Unapproved	0.516	0.098
5	Renovation and Improvement of Bagh-i-Jinnah.	Approved	0.700	0.225
6	Construction of two Tube wells in Quetta Division.	Unapproved	0.075	0.075
7	Establishment of a Date Farm-cum-Nursery in Chagai District.	Do.	0.536	0.200
8	Establishment of progeny Orchard-cum-Nursery in Quetta Division.	Do.	0.318	0.115
9	Construction of Store at Tehsil level in Bahawalpur Division.	Do.	0.948	0.948

Total—(Seed Multiplication and Distribution) .. 5.666 0.350 .. 0.350

MECHANIZATION

1	Development of Agricultural Mechanization in West Pakistan.	Do.	2,70.000	5.000	5.000	..	5.000
2	Purchase of 150 bull-dozers, 150 Tractors and Servicing facilities.	Do.	22.690	4.929	4.900	..	4.900
3	Setting up of Tractor Operators School at Rakh Manghan (Dera Ismail Khan).	Approved	0.216	0.038	0.032
4	Staff for Superintending Engineer, Peshawar.	Do.	0.090	0.041
5	Re-organization of Boring Operation in West Pakistan.	Do.	11.334	5.149	4.078	..	4.078
6	Test Boring Operations in Quetta and Kalat Divisions.	Unapproved	0.100

Total (Mechanization) .. 15.251 13.978 .. 13.978

(Million Rupees.)

Sl. No.	Name of the Scheme	Status of the Scheme	Estimated Cost	2nd Plan Outlay	Expenditure in preceding years of the Plan			Provision for 1963-64	Foreign Exchange required for 1963-64			Expenditure in subsequent years	
					1st	2nd	3rd		Total	Foreign Aid	Own resources	1964-65	After 2nd Plan
1	2	3	4	5	6	7	8	9	10	11	12	13	14

Agricultural Extension

1.	Installation of Library Fixtures at Tarnab.	Unapproved	0.050	0.050
2.	Construction of residential building for Agricultural Staff at Mastung, Kalat Pasni-Khuzdar, Turbat and Dhadar.	Approved	0.503	0.503
3.	Creation of additional posts for Administration of Cotton Control Act at Headquarters.	Unapproved	0.036	0.017
Total (Agricultural Extension.)								0.570

Agricultural Research :

1.	Additional Research facilities in Bahawalpur Division.	Do.	1.117	1.117
----	--	-----	-------	-----	-----	-----	-----	-------	-----	-----	-----	-----	-----

2. Additional Staff for Directors of Agricultural Research, Tandojam, Risalewala and Tarnab.	Approved	0.900	0.269
3. Extension of Agricultural Research Institute Risalewala.	Un-approved.	9.764	2.600
4. Additional facilities for Agricultural Research in Quetta Division.	Do.	4.000	1.000
5. Fruit Research Sub-Station, Mirpur Kulachi.	Do.	0.572	0.097
6. Additional facilities for Research at Sub-Station Ratta Kulachi.	Do.	1.500	0.300

Total (Agricultural Research.)

5.383

Agricultural Education :

1. Extension of Agricultural College, Tandojam—construction of Building.	Approved	4.206	1.000
2. Facilities required for Post-Graduate Studies at Agriculture College, Tandojam.	Un-approved.	1.840	1.096
3. Grants to Agriculture University Lyallpur for the Training of Agriculture teachers.	Approved.	0.824	0.824	0.500	0.034	...	0.034

Total Agricultural Education.

2.596

0.034

0.034

(Million Rupees.)

Sl. No.	Name of the Scheme	Status of the scheme	Estimated cost	Second Plan Outlay	Expenditure in preceding years of the Plan			Provision for 1963-64	Foreign Exchange required for 1963-64			Expenditure in subsequent years	
					1st	2nd	3rd		Total	Foreign aid	Own resources	1964-65	After 2nd Plan
1	2	3	4	5	6	7	8	9	10	11	12	13	14
C—AREA PROGRAMME UNDER DEVELOPMENT AREAS MERGED AREAS													
1	Establishment of Agriculture Farm and office of E. A. D. A. at Batagram for the Development of Merged Areas of Hazara district.	Approved	0.380	0.380	0.174
2	Establishment of F. N. Farm in Godown Area of Mardan District.	Un-approved	0.026	0.026	0.012
Total Merged Area						0.186		
Total (New Schemes)						59.765	41.828	..	41.828		
GRAND TOTAL						1,39.888	46.260	..	46.260		

ANIMAL HUSBANDRY**ON-GOING SCHEMES :**

1	Scheme for the development of Biological Product Section.	Approved	1.119	..	0.088	..	0.431	0.162
2	Construction of building for Cattle Breeding Farm at Bahadurnagar.	Do.	0.725	..	0.446	..	0.102	0.300

3. Integrated Schemes for National Disease Control Organization of Livestock Diseases—

(a) Animal Protection Service through Mobile Dispensaries in West Pakistan.

Do. 0.521 .. 0.100 0.100 0.102

(b) Opening of three Veterinary Hospitals in Quetta Division.

Do. 0.978 .. 0.029 0.028 0.018 0.027

(c) Integrated Schemes for opening of Veterinary Hospitals and Dispensaries in Kalat and Peshawar Divisions.

Do. 0.139 .. 0.024 0.034 0.038 0.032

Note.—Previously separate schemes were in operation under the following titles—

(i) Veterinary Dispensaries at Village-Aid Training Institute, Peshawar.

(ii) Veterinary Dispensary at Kabghani.

(iii) Veterinary Dispensary at Turbela.

(iv) Veterinary Hospital at Lasbela.

(v) Veterinary Dispensary at Doaba.

(vi) Veterinary Dispensary at Chorlaki and Osterzai.

Do. Amounts noted at (d) above.

(f) Strengthening of the Animal Husbandry and Veterinary Aid Organisation in West Pakistan.

Do. 4.188 0.344 0.750 1.244

(Million Rupees.)

Sl. No.	Name of the Scheme	Status of the scheme	Estimated cost	Second Plan Outlay	Expenditure in preceding years of the Plan			Provision for 1963-64	Foreign Exchange required for 1963-64			Expenditure in subsequent years	
					1st	2nd	3rd		Total	Foreign aid	Own resources	1964-65	After 2nd Plan
1	2	3	4	5	6	7	8	9	10	11	12	13	14
4.	Pilot Milk Supply Project for Lahore.	Approved	7.497	7.500	..	0.315	0.819	0.962
5.	Increase in the Production of Nucleus Stud Stock at Government Farms.	Do.	4.758	1.920	0.523	0.299	0.079	0.634
6.	Distribution and maintenance of breeding bulls.	Do.	0.720	0.720	..	0.072	0.109	0.130
7.	Development of livestock breeding and veterinary activities in excluded areas of Dera Ghazi Khan.	Do.	0.208	0.090	0.008	0.018	0.006	0.018
8.	Scheme for training of stockmen and compounders in Kalat Division.	Do.	0.038	0.040	..	0.009	0.005	0.009
9.	Artificial Insemination Centre at Chakwal.	Do.	0.050	..	0.005	0.044	0.010	0.023
10.	Establishment of Artificial Insemination Centres in West Pakistan.	Do.	0.050	0.100	..	0.050	0.014	0.030
11.	Grant-in-Aid to the National Horse and Cattle Show. (Provincial Contribution).	Do.	0.100	0.100	0.100

12. Setting up a Veterinary Research Institute in West Pakistan,												
(i) Building	} Do.	4.122	0.100	0.400
(ii) Other												
13. Scheme for establishment of Angora Goats Breeding Farm in West Pakistan—												
(i) Building	} Do.	0.689	0.750	0.050	0.179
(ii) Other												
14. Foot and Mouth Disease Research Centre.	Do.	3.119	0.013	0.350
15. Karachi Milk Supply Scheme.	Do.	6.651	0.283	1.063	0.010	..	0.010
16. Training employment of Stock Assistants in Union Councils in West Pakistan.	Do.	3.370	0.078	1.010

Sub-Total (On-going) .. 6.673 0.010 .. 0.010

A. D. C. Schemes :

1. Red Sindhi Farm, Tando Muhammad Khan.	Do.	2.244	1.157	0.240	0.240
2. Veterinary Hospitals in Ghulam Muhammad Barrage.	Do.	0.770	8.500	..	0.197	0.264	0.500
(i) Buildings	} Do.	0.521	..	0.047	0.016	0.010	0.016
(ii) Others												
3. Animal Protection Service in Ghulam Muhammad Barrage.	Do.	0.521	..	0.047	0.016	0.010	0.016

(Million Rupees)

Sl. No.	Name of the Scheme	Status of the scheme	Estimated cost	Second Plan Outlay	Expenditure in preceding years of the Plan			Provision for 1963-64	Foreign Exchange required for 1963-64			Expenditure in subsequent years	
					1st	2nd	3rd		Total	Foreign aid	Own resources	1964-65	After 2nd Plan
1	2	3	4	5	6	7	8	9	10	12	12	13	14
4.	Bhagnari Cattle-cum-Baluchi Sheep Farms, (Usta Muhammad Khan).	Approved	3.773	1.790	..	0.295	0.498	0.500
5.	Livestock Development and Research Farm for Dhamani Cattle and Horses Dale Sheep at Kheri Murat Reserve Forest, Guddu Barrage.	Do.	1.500	0.422	0.012	..	0.012
6.	Scheme for providing Veterinary aid and Animal Husbandry Service.	Do.	0.715	0.290
7.	Scheme for Animal Protection through Mobile Dispensaries.	Do.	0.256	0.090	0.004	..	0.004
8.	Livestock Development and Research Farm for Kundi Buffaloes.	Do.	3.479	1.790	0.300
Total (A. D. C. Schemes)								2.358	0.016	..	0.016		

Grant-in-Aid to the Board of
Governors of the College of
Animal Husbandry, Lahore.

1. Increase in the number of Animal Husbandry Gradu- ates of the College of Animal Husbandry, Lahore.	Do.	1.416	1.330	0.498	0.177	0.364	0.250
(i) Buildings ..		0.000	0.000	0.000	0.000	0.000	0.000
(ii) Other ..		0.000	0.000	0.000	0.000	0.000	0.000
2. Scholarships for students of the College of Animal Husbandry, Lahore.	Do.	0.298	0.270	0.022	0.030	0.025	0.060
3. Post-Graduate education (M. Sc.) training in the College of Animal Hus- bandry, Lahore.	Do.	1.268	0.240	0.180	0.045	0.313	0.060
(i) Buildings ..		0.000	0.000	0.000	0.000	0.000	0.000
(ii) Other ..		0.000	0.000	0.000	0.000	0.000	0.000
4. Schemes for experimental trial on artificial insemina- tion in cattle of the College of Animal Hus- bandry, Lahore.	Do.	0.336	0.170	..	0.017	0.025	0.019

Total (Grand-in-Aid) .. 0.389

Sl. No.	Name of the Scheme	Status of the scheme	Estimated cost	Second Plan Outlay	Expenditure in preceding years of the Plan			Provision for 1963-64	Foreign Exchange required for 1963-64			Expenditure in subsequent years	
					1st	2nd	3rd		Total	Foreign aid	Own resources	1964-65	After 2nd Plan
1	2	3	4	5	6	7	8	9	10	11	12	13	14
Frontier Regions :													
1.	Scheme for the construction of building for Veterinary Hospitals/Dispensaries in Frontier Regions.	Approved	2.450	2.360	0.021	0.176	0.444	0.700
2.	Sheep Breeding in Frontier Regions.	Do.	1.060	1.060	0.019	0.042	0.136	0.198
3.	Extension of Cattle Breeding Operations in Frontier Regions.	Do.	0.561	0.560	0.045	0.054	0.103	0.111
4.	Mule/Pony Breeding in the Frontier Regions.	Do.	0.078	0.080	0.003	0.018	0.019	0.017
5.	Veterinary Aid in Dir State	Do.	0.156	0.040	..	0.010	0.033	0.032
6.	Training of Veterinary Compounders and Stock Assistants.	Do.	0.026	0.030	0.009	0.005	0.005	0.005
7.	Extension of Poultry in Frontier Regions.	Do.	0.030	0.030	0.001	0.001	0.006	0.006
8.	Scholarships for Animal Husbandry Courses.	Do.	0.060	0.120	0.003	0.002	0.020	0.022
9.	Extension of Veterinary Aid in Frontier Regions.	Do.	0.923	0.658	0.004	0.014	0.123	0.246
Total Frontier Regions ..								1.337		
Total On-going Schemes ..								10.758	0.026	..	0.026		

New Schemes

1. Livestock Production Institute.	Do.	0.311	0.092	..	0.092
2. Extension of Artificial Insemination Centres in Lahore Region.	Do.	0.110
3. Supply of Pedigree rams to Sheep flocks in Lahore Region.	Do.	0.072
4. Construction of Approach Roads for Livestock Experiment Stations in Lahore Region.	Do.	0.340
5. Scheme for tick and tick borne diseases in Livestock (F.A.C.P. Scheme).	Do.	0.029
6. Scheme for Sheep Flocks on Subsidy.	Un-approved	0.030
7. Scheme for the Construction of 8 New Veterinary Hospitals in Quetta Division.	Approved	0.430
8. Eight Veterinary Hospitals in Kalat Division.	Do.	0.382
9. Poultry Development at Karachi.	Un-approved	0.050
10. Six Veterinary Dispensaries in Peshawar Region.	Do.	0.032
11. Development of Bahawalpur Zoo.	Do.	0.050
12. Building for Veterinary Hospital Khanpur, District Rahimyar Khan.	Do.	0.270	0.010	..	0.010

(Million Rupees)

Sl. No.	Name of the Scheme	Status of the scheme	Estimated cost	Second Plan Outlay	Expenditure in preceding years of the Plan			Provision for 1963-64	Foreign Exchange required for 1963-64			Expenditure in subsequent years	
					1st	2nd	3rd		Total	Foreign aid	Own resources	1964-65	After 2nd Plan
1	2	3	4	5	6	7	8	9	10	11	12	13	14
13.	Construction of Veterinary Dispensary, Cholistan.	Un-approved	0.050
14.	Equipment for Wool Factory, Bahawalpur.	Do.	0.030
15.	Poultry Extension in rural areas in Lahore.	Do.	0.011
Total							..	2.197	0.102	..	0.102		
(Merged areas)													
1.	Construction of building for C.V.H. Batagram, Kabgani Merged Areas, Hazara and Mardan.	Approved	..	0.212	0.212
2.	Opening of C. V.H. at Biari and Nikaparni Merged Areas Hazara and Mardan Districts.	Do.	0.039	0.017
Total (Merged Areas Schemes)								0.229

1. Development of Improved Techniques for production Standardization of Veterinary Biologies.	Do.	0.025
2. Study of Pasteurellosis in Pakistan to evolve an efficient vaccine and other agents H.S.	Do.	0.045
3. Scheme to study the incidence	Do.	0.070
4. Control and Eradication of Brucellosis at Pahari, Peshawar.	Do.	0.026
5. Study of Chemotherapy and Control of Mastitis in Milch Cattle.	Do.	0.037
6. Continued Employment of temporary staff at Pahari.	Do.	0.017
7. Cento Institute of Animal Production at Malir.	Do.	0.683	0.020	..	0.020
8. Grant for National Horse and Cattle Show. (Central Contributions).	Do.	0.400
The Central Transferred Schemes.						1.304	0.020	..	0.020		
Grant-in-aid to Board of Governor the College of Animal Husbandry for increase in the number of Animal Husbandry Graduates at the College of Animal Husbandry, Lahore.	Un- approved.	0.153		
Grant-in-aid to the College for increase in the number of Animal Husbandry Graduates at the College.	Do.	0.016
Total (Grant-in-aid)						0.169		
Total New Scheme						3.898	0.142	..	0.142		
Total (Animal Husbandry)						14.656	0.168	..	0.168		

(Million Rupees)

Sl. No.	Name of the Scheme	Status of the scheme	Estimated cost	Second Plan Outlay	Expenditure in preceding years of the Plan			Provision for 1963-64	Foreign Exchange required for 1963-64			Expenditure in subsequent years	
					1st	2nd	3rd		Total	Foreign aid	Own resources	1964-65	After 2nd Plan
1	2	3	4	5	6	7	8	9	10	11	12	13	14
Land Reforms													
(a) <i>On-going Schemes :</i>													
1.	Scheme for the consolidation of holdings in 22 Districts of West Pakistan.	Approved	80.000 (61.000)	..	4.479 (1.925)	6.534 (5.148)	8.146 (4.000)	5.500 (6.000)*	0.015	..	0.015
Total Land Reforms					5.500 *(6'000)	0.015	..	0.015		
COLONIZATION													
(a) <i>On-going Schemes :</i>													
1.	Thal Development Project.	Do.	3,73.990	33.140	9.436	10.700	6.500	6.500	1.500	1.500
2.	Colonization staff in Ghulam Muhammad Barrage Area—												
	(a) Directorate	}											
	(b) Continuance of Revenue office and field staff for the Colonization Director, Ghulam Muhammad Barrage.												

*Figures in (—) indicate recoveries.

(c) Continuance of staff entertained for F. A. Ghulam Muhammad Barrage.	Do.	8.119	3.000	0.612	1.044	1.831	1.742	0.015	..	0.015
(d) Continuance of staff for the Accounts Wing, Ghulam Muhammad Barrage, Hyderabad.												
3. Rectangulation Work in G.M. Barrage Area.	Un-approved	4.033	0.600	0.534	0.372	0.085	0.085
4. Survey, rectangulation and Killabandi in Gud-du Barrage Area.	Do.	..	3.250	0.416	..	0.146	0.146
5. Heavy earth-moving machinery for land development (Ghulam Muhammad Barrage Area).	Approved	39.883	39.450	19.975	6.066	4.949	4.500	1.450	1.450
6. { (a) Marketing Centres (Mandi Towns) in Ghulam Muhammad Barrage.	Do.	11.000	11.000	0.015	0.100	0.750	1.000
(b) Preparation of Plan of Mandi Towns in Ghulam Muhammad Barrage.												
7. Building for Colonization Staff in Ghulam Muhammad Barrage Area.	Do.	2.000	3.880	0.639	0.820	0.525	1.000
8. Co-operative Colonization in Ghulam Muhammad Barrage Area.	Do.	0.589	1.450	0.065	0.068	0.023	0.283

(Million Rupees)

(Million Rupees)

Sl. No.	Name of the Scheme	Status of the scheme	Estimated cost	Second Plan Outlay	Expenditure in preceding years of the Plan			Provision for 1963-64	Foreign Exchange required for 1963-64			Expenditure in subsequent years	
					1st	2nd	3rd		Total	Foreign aid	Own re-sources	1964-65	After 2nd Plan
1	2	3	4	5	6	7	8	9	10	11	12	13	14
9.	Staff for the Project Director, Financial Advisor and Accounts Wing, Guddu.	Approved	0.643	0.149	0.162
10.	Staff for Colonization Officer, Guddu.	Do.	3.111	0.402	0.500
11.	<div> <div>Office and residential accommodation of Directorate Guddu.</div> <div>Office and resident accommodation of Colonization Staff.</div> <div>Agriculture Department Buildings (Gudu Barrage Project).</div> </div>	Unapproved	0.896	0.530	1.000
			4.345										
			1.913										
Total (a) Colonization					16.918	2.965	2.950	0.015			
Total (a) (Land Reforms and Colonization.)					22.418	2.980	2.950	0.030			

(b) New Schemes

1. Creation of post of S.E., Approved A.M.O.	Do.	0.125	0.025
2. Scheme for Development of Kabuli Land in Ghulam Muhammad Barrage.	Do.	43.863	7.500	5.000	5.000
3. Survey and Demarcation of village paths in Ghulam Muhammad Barrage Area.	Pd/PDWP	0.672	0.200
4. Scheme for sub-rectangulation of land in Guddu Barrage Area.	Do.	1.300	1.300
5. Scheme for development of Kabuli land and Nakaboli land by tractors in Guddu Barrage Area.	Approved	35.792	10.000	7.500	7.500
6. Introduction of Audit cell in Ghulam Muhammad Barrage.	Pd/PDWP	1.378	0.178
7. Introduction of Commercial Audit.	Pd/PDWP	0.170	0.020
8. Scheme for carrying out 300 test bores annually in Guddu Barrage.	Approved	1.900	0.600	0.450	0.450

Total (b)—Colonization 19.823 12.950 12.950 ..

Total (a) and (b)—Colonization and Land Reforms. 42.241 15.930 15.900 0.030

(Million Rupees.)

Sl No.	Name of the Scheme	Status of the scheme	Estimated cost	Second Plan Outlay	Expenditure in preceding years of the Plan			Provision for 1963-64	Foreign Exchange required for 1963-64			Expenditure in subsequent years	
					1st	2nd	3rd		Total	Foreign aid	Own resources	1964-65	After 2nd Plan
1	2	3	4	5	6	7	8	9	10	11	12	13	14
Co-operatives and Rural credit													
<i>(a) On-going Schemes:</i>													
1.	Loans for the construction of godowns for Marketing Societies.	Approved	2.050	N.A.	..	0.500	0.625	0.300
2.	Reorganization of Societies (Pay of Secretaries).	Do.	1.266	24.70	0.330	0.350	0.456	0.420
3.	Grant for the introduction of mechanization Co-operative Farming Chak in Multan Zone.	Do.	15.420	0.992	1.440
Total (a) On-going							..	2.160
<i>(b) New Schemes</i>													
1.	Construction of Building for Co-operative College at Lahore.	Do.	1.100	*0.600

2. Share participation at apex level in the form of interest free loan.	Do.	9.050	3.000
3. Co-operative Education Scheme.	Do.	1.554	0.998
4. Scheme for Sheep Shearing in Bahawalpur Region (Cholistan) area on Co-operative basis.	Do.	1.122	0.379	0.041	..	0.041
5. Scheme for the expansion of Pak-German Co-operative Agricultural Demonstration Farm, Chak 5, Faiz, Multan.	Do.	0.699
6. Grant-in-aid to A.D.C. for Co-operative Staff in Gudu Barrage.	Un-approved	0.391	0.044	..	0.044
7. Grant-in-aid to A.D.C. for Mechanized farming in Ghulam Muhammad Barrage.	Do.	0.270

Total(b) New Schemes

.. 6.337 0.085 .. 0.085

Grant Total Co-operatives and Rural Credit.

.. 8.497 0.085 .. 0.085

*Amount to be adjusted against the allocation of the Agricultural University,

(Million Rupees.)

Sl. No.	Name of the Scheme	Status of the scheme	Estimated cost	Second Plan Outlay	Expenditure in preceding years of the Plan			Provision for 1963-64	Foreign Exchange required for 1963-64			Expenditure in subsequent years	
					1st	2nd	3rd		Total	Foreign aid	Own re-sources	1964-65	After 2nd Plan
1	2	3	4	5	6	7	8	9	10	11	12	13	14
Fisheries:													
<i>(a) On-going Schemes</i>													
1.	Expansion of Directorate of Fisheries.	Approved	0.701	0.700	0.045	0.094	0.118	0.151
2.	Development of Fisheries in Warsak Dam.	Do.	0.762	0.560	0.067	0.037	0.035	0.043
3.	Additional Research facilities at Chhanawan Fish Farm.	Do.	0.202	0.110	0.014	0.022	0.012	0.011
4.	Development of Fisheries in Dera Ismail Khan.	Do.	0.175	0.160	0.015	0.030	0.031	0.033
5.	Exploitation of fish in canals especially during closure.	Do.	0.857	0.640	0.003	0.002	0.022	0.065
6.	Cold Storage and Transport facilities.	Do.	1.280	1.280	0.040	0.111	0.069	0.086

7. Scheme for grant of scholarships for technical education.	Do.	0.020	..	0.017	0.017	0.017	0.020
8. Development of Fisheries in Ghulam Muhammad Barrage Area.	Do.	0.624	0.630	..	0.108	0.050	0.158
9. Khush Dil Fish Farm ..	Do.	0.015	0.010	..	0.002	0.002	0.002
10. Scheme for Conservation and Development of Fisheries Resources of the Manchar Lake.	Do.	0.192	0.190	..	0.017	0.070	0.091

Frontier Regions

11. Development of Trout Culture in Chitral State.	Do.	0.139	0.140	0.005	0.037	0.035	0.034
12. Development of Trout Culture in Swat State.	Do.	0.139	0.140	0.014	0.021	0.027	0.028
13. Development of Fisheries in Kurram Agency.	Do.	0.028	0.014	0.008

Total (a) On-going Schemes

0.729

(Million Rupees.)

Sl. No.	Name of the Scheme	Status of the scheme	Estimated cost	Second Plan Outlay	Expenditure in preceding years of the Plan			Provision for 1963-64	Foreign Exchange required for 1963-64			Expenditure in subsequent years	
					1st	2nd	3rd		Total	Foreign aid	Own resources	1964-65	After 2nd Plan
1	2	3	4	5	6	7	8	9	10	11	12	13	14
(b) New Schemes													
1.	Reclamation of derelict water Area.	Approved	0.250	0.241
2.	Development of Fisheries in Guddu Barrage.	Do.	0.200
Total (b) New Schemes							..	0.441
Total (a) and (b) (Fisheries)							..	1.170
Food Storage.													
<i>On-going Schemes</i>													
	Construction of 135,000 Tons foodgrain storage in West Pakistan:—	Approved	20.029	14.440
1.	Construction of 4 Nos. house type godowns at Bahawalpur.		0.233	0.003
2.	Construction of 1,500 tons capacity at Hasilpur.		0.202	..	0.070	0.064	0.022	0.025

3. Construction of house type godowns at Rajanpur.	0.078	..	0.010	0.004	0.001	0.062
4. Construction of storage accommodation at Okara.	0.600	..	0.043	..	0.007	0.005
5. Construction of house type godowns at Sadiqabad.	0.205	..	0.041	0.045	0.006	0.010
6. Construction of storage Bins at Lalian.	0.106	0.010	0.000
7. Construction of additional food storage accommodation at Lahore.	4.379	0.168	0.980	1.625
8. Construction of additional storage accommodation at Rawalpindi.	0.516	0.033
9. Construction of food storage accommodation at Quetta.	0.509	..	0.109	..	0.012	0.200
10. Construction of food storage accommodation at Loralai.	0.252	..	0.011	..	0.017
11. Compound wall around storage bins at Badami Bagh, Lahore.	0.024	0.010	0.014
12. Construction of additional accommodation of 37,000 tons in Southern Zone—											
(a) 13,000 tons at Hyderabad.	1.708	0.500	0.250
(b) 1,000 tons at Sukkur	0.160
(c) 9,000 tons at Nawabshah.	1.208	0.250	0.370
(d) 2,000 tons at Tando Adam.	0.288	0.050	0.030

(Million Rupees.)

Sl. No.	Name of the Scheme	Status of the scheme	Estimated cost	Second Plan Outlay	Expenditure in preceding years of the Plan			Provision for 1963-64	Foreign Exchange required for 1963-64			Expenditure in subsequent years	
					1st	2nd	3rd		Total	Foreign aid	Own resources	1964-65	After 2nd Plan
1	2	3	4	5	6	7	8	9	10	11	12	13	14
<i>Construction of 1,35,000 tons foodgrains storage in West Pakistan—contd.</i>													
	(e) 1,000 tons at Larkana		0·168	—	—	—	0·027	—	—	—	—	—	—
	(f) 500 tons at Kambar		0·104	—	—	—	0·025	—	—	—	—	—	—
	(g) 2,000 tons at Shahdad Kot.		0·281	—	—	—	0·025	—	—	—	—	—	—
	(h) 2,000 tons at Badah		0·304	—	0·404	0·356	0·040	—	—	—	—	—	—
	(i) 2,000 tons at Digri		0·300	—	—	—	0·040	0·020	—	—	—	—	—
	(j) 1,500 tons at Jhudo		0·225	—	—	—	0·090	0·020	—	—	—	—	—
	(k) 3,000 tons at Mirpur Khas.		0·440	—	—	—	0·150	0·040	—	—	—	—	—
	(l) Payment of land compensation.		—	—	—	—	0·034	0·070	—	—	—	—	—
13.	Construction of food storage accommodation at Baghbana,		0·251	—	0·024	—	0·035	—	—	—	—	—	—

14.	Construction of food storage accommodation at Gawadar.	0.229	..	0.071	0.138	0.008	0.023
14-A.	Acquisition of land for the construction of Additional food storage in West Pakistan.	0.573
15.	Construction of storage accommodation at Abbottabad Havelian, Haripur, Peshawar and Mardan.	3.023	..	0.218	..	0.060
16.	Construction of 500 tons capacity godowns at—											
(i)	Turbat	0.149	0.066	0.077	0.021
(ii)	Kot Adu	0.094	0.010	0.045	0.050
(iii)	Alipur	0.087	0.011	0.049	0.050
(iv)	Chitral	0.157	0.037	..	0.013
(v)	Jiwani	0.160	0.026	0.090	0.019
(vi)	Pasni	0.147	0.026	0.077	0.013
(vii)	Ormar	0.179	0.117
17.	Construction of 500 tons capacity grain godowns at Padidan.	0.090	0.082
18.	Construction of 500 tons capacity grain godowns at Mahrabpur.	0.090	0.049
19.	Construction of 500 tons capacity grain godowns at Sanjhor.	0.090	0.082

(Million Rupees)

Sl. No.	Name of the Scheme	Status of the scheme	Estimated cost	Second Plan Outlay	Expenditure in preceding years of the Plan			Provision for 1963-64	Foreign Exchange required for 1963-64			Expenditure in subsequent year	
					1st	2nd	3rd		Total	Foreign aid	Own resources	1964-65	After 2nd Plan
1	2	3	4	5	6	7	8	9	10	11	12	13	14
	<i>Construction of 1,35,000 tons foodgrains storage in West Pakistan—concl'd.</i>												
20.	Construction of 500 tons capacity grain godowns at Jhol.		0.090	0.061
21.	Construction of 500 tons capacity grain godowns at Naubad.		0.090	0.080
22.	Construction of 500 tons capacity grain godowns at Sanghar.		0.021	0.021					
23.	Food Storage accommodation at Sorab.		0.199	0.172	0.003
Total (On-Going).								3.305

NEW SCHEMES

Construction of additional food storage accommodation of 148,000 tons capacity at various places in West Pakistan

Approved

20·000

20·000

..

..

..

..

..

..

..

..

..

..

Central Region, Lahore

1. Pattoki 500 tons	..	0·068	0·034
2. Kasur 4,500 tons	..	0·608	0·152
3. Sheikupura 3,000 tons	..	0·406	0·200
4. Shahdara 500 tons	..	0·068	0·017
5. Narang 1,000 tons	..	0·134	0·067
6. Muridke 500 tons	..	0·066	0·033
7. Sangla Hills 500 tons	..	0·068	0·017
8. Kamoke 3,000 tons	..	0·406	0·200
9. Sialkot 5,000 Tons	..	0·676	0·150
10. Rawalpindi 10,000 tons	..	1·352	0·169
11. Sihala 1,500 tons	..	0·202	0·050
12. Kahuta 2,000 tons	..	0·270	0·027
13. Jhelum 4,500 tons	..	0·608	0·120
14. Chakwal 1,500 tons	..	0·202	0·050
15. Sohawa 2,000 tons	..	0·270	0·034
16. Khewra 1,500 tons	..	0·202	0·040
17. Gujrat 2,000 tons	..	0·270	0·067

(Million Rupees)

Sl. No.	Name of the Scheme	Status of the scheme	Estimated cost	Second Plan Outlay	Expenditure in preceding years of the Plan			Provision for 1963-64	Foreign Exchange required for 1963-64			Expenditure in subsequent year	
					1st	2nd	3rd		Total	Foreign aid	Own resources	1964-65	After 2nd Plan
1	2	3	4	5	6	7	8	9	10	11	12	13	14
Central Region, Lahore— contd.													
18.	Lalamusa 1,000 tons ..		0·136	0·034
19.	Bhakkar 500 tons ..		0·068	0·017
20.	Hassanabadal 2,000 tons		0·270	0·067
21.	Acquisition of land in Lahore Region, Lahore.		0·050
Multan Region													
1.	Muzaffargarh 1,500 tons		0·202	0·040
2.	Leiah 500 tons		0·068	0·034
Northern Zone, Peshawar													
1.	Peshawar 3,500 tons ..		0·474	0·095
2.	Nowshera 5,000 tons ..		0·676	0·135
3.	Charsadda 3,000 tons ..		0·404	0·080
4.	Mardan 4,000 tons ..		0·540	0·108

5. Abbottabad 3,000 tons ..	0.406	0.081
6. Kohat 3,000 tons ..	0.404	0.080
7. Hangu 1,000 tons ..	0.136	0.034
8. D. I. Khan 1,000 tons ..	0.136	0.054
9. Dargai 500 tons ..	0.068	0.034
10. Parachinar 500 tons ..	0.068	0.017
11. Akka Chund 500 tons ..	0.068	0.017
Southern Zone, Hyderabad											
1. Shikarpur 4,500 tons ..	0.608	0.152
2. Mirpur Mathelo 1,500 tons ..	0.202	0.040
3. Thatta 2,000 tons ..	0.270	0.067
4. Sujawal 1,500 tons ..	0.202	0.050
5. Khairpur Nathan Shah 500 tons.	0.068	0.017
6. Faiz Gunj 500 tons ..	0.068	0.017
7. Kot Diji 500 tons ..	0.068	0.017
8. Neukot Taluka Mithi 2,000 tons.	0.270	0.067
9. Kunri 1,500 tons ..	0.202	0.050
Western Zone, Quetta											
1. Land acquisition in Quetta Region.	0.119
Total (New Scheme)	3.000	0.600	..	0.600
Total (Food Storage)	6.305	0.600	..	0.600

(Million Rupees.)

Sl. No.	Name of the Scheme	Status of the scheme	Estimated cost	Second Plan Outlay	Expenditure in preceding years of the Plan			Foreign Exchange required for 1963-64				Expenditure in subsequent years	
					1st	2nd	3rd	Provision for 1963-64	Total	Foreign aid	Own resources	1964-65	After 2nd Plan
1	2	3	4	5	6	7	8	9	10	11	12	13	14
Range Management													
<i>(a) On-Going Schemes</i>													
1.	Registan Soil and Vegetation Conservation Division.	Approved	1.323	1.420	0.146	0.252	0.206	0.203	0.296	0.296
2.	Range and Pasture Improvement Scheme, Maslakh, Quetta.	Do.	2.000	0.960	0.180	0.170	0.165	0.177
3.	West Pakistan Range Improvement Scheme.	Do.	5.280	5.280	0.421	0.254	1.146	0.465 0.401	0.400	0.400
Forestry													
4.	Irrigated Plantation on 60,000 acres in G.M. Barrage.	Do.	11.677	9.020	0.658	0.294	1.016	0.975	0.015	..	0.015
5.	Irrigated Plantation over 50,000 acres in Lloyed Barrage Zone.	Do.	9.254	2.710	0.669	1.003	0.600	1.059

6. Establishment of Nurseries in West Pakistan.	Do.	2.906	1.950	0.321	0.382	0.491	0.335
7. Development of Communications in Murree Hills.	Do.	1.856	1.760	0.204	0.237	0.403	0.552 0.303
8. Timber Seasoning Kiln, Changa Manga.	Do.	..	0.200	..	0.044	0.040	0.043
9. Irrigated Plantation over 6,000 acres in Lal Sohara Extension Area.	Do.	0.557	0.560	0.078	0.121	0.074	0.102
10. Raising of Nurseries over 200 acres in G. M. Barrage.	Do.	0.100	0.100	0.014	0.003	0.024	0.023 0.151
11. Preparation of Working Plan.	Do.	2.140	2.140	..	0.255	0.405	0.304
12. Watershed Management of Jhelum and Indus Rivers.	Do.	1.028	1.030	0.140	0.146	0.191	0.210
13. Expansion and Reorganisation of Punjab Forest School, Ghoragali.	Do.	0.896	0.900	0.118	0.101	0.397	0.079
14. Establishment of Kaghan Valley National Park.	Do.	0.793	0.790	0.133	0.085	0.040	0.055
15. Forestry Research Development Scheme.	Do.	0.661	0.650	..	0.234	0.202	0.074

(Million Rupees)

Sl. No.	Name of the Scheme	Status of the scheme	Estimated cost	Second Plan Outlay	Expenditure in preceding years of the Plan			Provision for 1963-64	Foreign Exchange required for 1963-64			Expenditure in subsequent years	
					1st	2nd	3rd		Total	Foreign aid	Own resources	1964-65	After 2nd Plan
1	2	3	4	5	6	7	8	9	10	11	12	13	14
16.	Establishment of Changa Manga National Park.	Approved	0.124	0.120	..	0.049	0.008	0.003
17.	Wild Bird Farm, Changa Manga.	Do.	0.025	0.080	..	0.006	0.004	0.003
18.	Raising of Nurseries over 7-1/2 acres in merged area, Abbottabad.	Do.	0.075	0.080	0.015	0.015
19.	Scheme for establishment of sheep farm for fine wool production at Mas-lakh.	Do.	0.913	0.800	Transferred to Animal Husbandry Department					
20.	Railway side plantation (357 miles) between Rawalpindi and Khanewal.	Do.	1.902	1.000	..	0.047	0.424	0.569 0.360	0.400	0.400
21.	Planting of 1,000 miles of Public Works Department roadside land in West Pakistan.	Do.	4.161	4.160	..	0.858	0.611	0.974 0.301	0.470	0.400	0.070

22.	Planting of 1,200 miles length of Canal strips in Lahore and Abbottabad.	Do.	2.911	2.910	..	0.375	0.649	0.905 0.250	0.300	0.300
Frontier Region													
23.	Afforestation and Conservation in Frontier Region.	Do.	4.056	3.582	0.483	0.607	0.832	0.449
24.	Preparation of inventories of Chitral, Swat and Indus Kohistan Forests.	Do.	0.461	0.483	0.119	0.135	0.165	0.051
25.	Setting up of Forest nurseries in Frontier Region.	Do.	0.375	0.329	0.045	0.061	0.074	0.076
26.	Appointment of a Divisional Forest Officer for North and South Waziristan Agencies with staff.	Do.	0.083	0.085	0.016	0.019	0.015	0.018
27.	Continuance of Dir Forest Division.	Do.	1.390	1.290	..	0.250	0.340	0.352
28.	Construction of 100 miles road in Kalam, Swat and Indus Kohistan Forest.	Do.	3.876	2.740	0.300	0.799
Total (a) On-going Scheme						..	10.636	1.881	1.796	0.085			

(Million Rupees.)

Sl. No.	Name of the Scheme	Status of the scheme	Estimated cost	Second Plan Outlay	Expenditure in preceding years of the Plan			Provision for 1963-64	Foreign Exchange required for 1963-64			Expenditure in subsequent years	
					1st	2nd	3rd		Total	Foreign aid	Own resources	1964-65	After 2nd Plan
1	2	3	4	5	6	7	8	9	10	11	12	13	14
<i>(b) New Schemes</i>													
1.	Rehabilitation of Riverain Forests.	Approved	4.841	5.700	0.200
2.	Development of Forestry in Upper Tanawal Merged Area in Siran Division.	Do.	0.404	0.630	0.050
3.	Development of Forestry in merged areas of Mardan district.	Do.	0.170	0.170	0.036
4.	Creation of 2 posts of Forest Rangers for Ghoragali Forest School.	Do.	0.015	0.007
5.	Creation of additional posts for West Pakistan Forest School, Bahawalpur.	Do.	0.028	0.016
6.	Irrigated Plantation in G. M. Barrage (30,000 acres) Part II.	Do.	9.446	0.300	0.040	..	0.040
7.	Forests staff for G. M./ Guddu Barrage.	Do.	0.217

8.	Continuance of Coastal Zone Division.	Do	0.199
9.	Water Shed Management Cell.	Do.	0.099	0.050	..	0.050
10.	Irrigated Plantation for industrial wood for Tube-wells.	Do.	0.238
11.	Demonstration Project for Rehabilitation of Bhurban Area.	Do.	3.088	0.349
12.	Construction of Office D.F.O. and R.F.O. Silva Research, Lahore.	Do.	0.042	0.042
13.	Construction of Forest Ranger, quarters at Khuzdar Turbat and Mastung.	Do.	0.070	0.070
14.	Improvement of Communications for fire protection and extraction of Forest produce in Murree Hills.	Do.	4.756	0.435
15.	Aerial Forest Inventory and Land Use Survey of Northern West Pakistan.	Do.	9.597	4.964	4.750	4.750
16.	Constructions of railway siding at Chichawatni.	Do.	0.070	0.070
17.	Range Management Cholistan.	Pd/P.D. W.P.	0.995
18.	Roadside Plantation in Bahawalpur.	Do.	0.348	0.039	..	0.039

(Million Rupees.)

Sl. No.	Name of the Scheme	Status of the scheme	Estimated cost	Second Plan Outlay	Expenditure in preceding years of the Plan			Provision for 1963-64	Foreign Exchange required for 1963-64			Expenditure in subsequent years	
					1st	2nd	3rd		Total	Foreign aid	Own resources	1964-65	After 2nd Plan
1	2	3	4	5	6	7	8	9	10	11	12	13	14
Frontier Region													
19.	Construction of buildings for office and residence for D.F.O., Maslakh and his staff.	Approved	0.107	0.320	0.107
20.	Construction of building for D. F. O., Dir and his staff.	Do.	0.107	0.107	0.007
21.	Establishment of Forest Nurseries in Dir State.	Unapproved	0.067	0.021
Total (b) New Schemes							..	8.770	4.879	4.750	0.129
GRAND TOTAL (a) & (b) FORESTS							..	19.406	6.760	6.546	0.214
Rural Development through Basic Democracies.													
<i>On-going Schemes</i>													
1.	Rural Development Fund through Basic Democracies.	Approved	5.000	5.000	7.000	7.000
2.	Continuance of provision for Rural Public Health Schemes.	Do.	2.000	2.000	0.600	..	0.600
Total Rural Development through Basic Democracies.			9.000	0.600	..	0.600

Water and Power

(Million Rupees.)

Sl. No.	Name of the Scheme	Status of the scheme	Estimated cost	Second Plan Outlay	Expenditure in preceding years of the Plan			Provision for 1963-64	Foreign Exchange required for 1963-64			Expenditure in subsequent years	
					1st	2nd	3rd		Total	Foreign aid	Own re-sources	1964-65	After 2nd Plan
1	2	3	4	5	6	7	8	9	10	11	12	13	14
WATER													
(a) Ongoing Schemes :													
Multi-Purpose Development													
Irrigation													
1.	Taunsa Project (Revised)—												
	(a) Without Extension ..	Approved	221.921	24.400	21.927	10.384	5.732	5.692
	(b) With Extension ..	Do.	245.135
2.	Ghulam Muhammad Barrage.	Do.	410.640	133.300	19.740	35.937	38.408	30.000	10.000	10.000
3.	Warsak High Level Canals	Do.	39.704	9.780	5.046	3.578	5.698	6.000	0.100	..	0.100
4.	Kurram Garhi Multi-purpose Scheme (Revised)	Do.	96.389	30.000	9.242	4.326	3.300	4.407
5.	Bolan Dam Project ..	Do.	6.402		0.330	0.720	0.794	0.500
6.	Shahpur Branch Project ..	Do.	5.700		0.112	0.406	0.293	0.250

(Million Rupees.)

Sl. No.	Name of the Scheme	Status of the scheme	Estimated cost	Second Plan Outlay	Expenditure in preceding years of the Plan			Provision for 1963-64	Foreign Exchange required for 1963-64			Expenditure in subsequent years	
					1st	2nd	3rd		Total	Foreign aid	Own resources	1964-65	After 2nd Plan
1	2	3	4	5	6	7	8	9	10	11	12	13	14
7.	Thal Project	Approved	154.514	10.200	0.210	0.784	0.176	0.483
8.	Improvement to Dor System of Irrigation in Hazara district.	Do.	0.300	0.030	0.010	0.013	0.001
9.	Pehur Flow Irrigation Scheme.	Do.	8.381	..	0.200	0.058	0.698	0.050
10.	Guddu Barrage Project ..	Do.	28.300	184.500	73.110	109.470	77.100	45.000	2.000	..	2.000
11.	Marala-Ravi Link ..	Do.	102.100	2.847	1.200
12.	Balloki-Sulemanki Link ..	Do.	78.519	0.214	0.200
13.	Bombanwala-Ravi-Bedian Link.	Do.	99.008	2.641	3.945
14.	Rawal Dam	Do.	16.900	9.080	5.390	3.880	2.280	1.270
15.	Small Dams Organization	Do.	5.370	..	0.045	1.041	1.679	1.230
16.	Tanda Dam	Do.	45.000	5.500	18.500	0.500	..	0.500

Investigation and Surveys

17.	General Investigations ..	Do.	186.000	106.100	25.520	29.180	32.460	42.540	14.000	7.010	6.990
18.	Re-organization of Irrigation Research Institute.	Do.	7.281	6.500	..	0.769	1.200	1.265	0.150	..	0.150
19.	Construction of Nandipur Research Institute.	Do.	1.850	..	1.230	..	0.449	0.100
20.	Survey and levelling of River Indus and its tributaries.	Do.	0.984	0.020
21.	Other works in progress ..	Do.	0.281	0.750

Miscellaneous

22.	Machinery Pool Organization.	Do.	284.500	26.800	6.390	5.300	56.100	74.380	25.000	23.800	1.200
	<i>Deduct—Receipts</i> ..	Do.	—50.800	—50.000
23.	WAPDA House ..	Do.	23.800	7.600	0.070	1.580	5.310	5.300	2.900	..	2.900

Tube-wells and Small Irrigation Scheme.

24.	Improvement to Panj Katha System of Irrigation in Hazara District.	Do.	0.299	..	0.274	0.001	..	1.125
25.	Diversion weir on Rakhshan River.	Do.	2.800	2.800	0.505	0.884	0.550	0.500
26.	Construction of diversion weir on Mushkey.	Do.	2.275	2.275	0.670	0.943	..	0.250

(Million Rupees.)

Sl. No.	Name of the Scheme	Status of the scheme	Estimated cost	Second Plan Outlay	Expenditure in preceding years of the Plan			Provision for 1963-64	Foreign Exchange required for 1963-64			Expenditure in subsequent years	
					1st	2nd	3rd		Total	Foreign aid	Own re-sources	1964-65	After 2nd Plan
1	2	3	4	5	6	7	8	9	10	11	12	13	14
27.	Flood diversion weir Bore Nullah in Noshki Area.	Approved	0.970	0.970	0.002	0.386	0.165	0.432
28.	Construction of Small Irrigation Schemes Quetta Circle.	Do.	1.596	..	0.105	0.542	0.471	0.532
29.	Construction of Small Irrigation Schemes, Kalat Circle.	Do.	1.321	1.321	0.162	0.451	0.436	0.419
30.	Lining Karazes and Channels Quetta Circle.	Do.	1.578	1.578	0.298	0.287	0.197	0.558
31.	Lining Karazes and Channels, Kalat Circle.	Do.	0.657	0.500
32.	Open Surface wells, Quetta Circle.	Do.	0.583	0.583	0.237	0.250

33.	Tube-wells in Yaru Area, Quetta Circle.	Do.	0.505	0.505	..	0.020	0.060	0.050
34.	Remodelling Nari Canal System to 250 C.S.	Do.	0.784	0.784	0.189	0.331	0.263
35.	Trial Bores for 24 Nos. Tubewells in Lakki and Domal areas of Bannu district.	Do.	0.487	0.487	0.064	0.047	0.220	0.100
36.	Tube-wells in Uthal area	Do.	0.448	0.200
37.	Sinking six Tube-wells in Haripur Tehsil.	Do.	0.403	0.403	0.009	..	0.048	0.044
38.	Tube-wells for land on right bank of Kabul River between Nowshera and Attock.	Do.	0.495	0.495	0.014	..	0.130	0.100
39.	Providing Tube-wells on left side of road Hassan Abdal.	Do.	2.181	2.181	0.051	0.040	0.440	0.500
DRAINAGE, RECLAMATION AND TUBE-WELLS.												
40.	Central Tube-wells Project	S.F.R.	19.900	..	0.790	1.242	0.776	3.368
41.	Rasul Tube-well Irrigation Scheme.	Do.	31.936	—1.436	—3.419
42.	Dera Ismail Khan Tube-well Scheme.	Do.	2.861	—0.768
43.	Loans to Soil Reclamation Board.	Do.	42.682	2.568
44.	West Pakistan Salinity Control and Reclamation Project No. 1 (Rechna Doab).	Do.	95.320	44.000	32.740	13.830	6.930	4.980

(Million Rupees.)

Sl. No.	Name of the Scheme	Status of the scheme	Estimated cost	Second Plan Outlay	Expenditure in preceding years of the Plan			Provision for 1963-64	Foreign Exchange required for 1963-64			Expenditure in subsequent years	
					1st	2nd	3rd		Total	Foreign aid	Own resources	1964-65	After 2nd Plan
1	2	3	4	5	6	7	8	9	10	11	12	13	14
WATER—contd.													
45.	Remodelling Hudiaara Drain R.D. 084, 500—34, 500 (Phase II).	S.F.R.	10.567	2.450	2.500
46.	Flood Control and Drainage Scheme for Nullahs and storm water in Rechna Doab.	Approved
	(a) Remodelling Jaranwala—main drain.	Do.	1.046	1.316	1.200	0.350	..	0.350
	(b) Remodelling Branch drain of Rechna outfall Drainage System.	Do.	16.389	1.400	2.400
	(c) Diversion of Deg Basanter Nullah.	Do.	7.338	0.005	1.400

47.	Construction of Makhid- and Drainage Scheme.	Do.	2.480	..	0.363	0.093	1.000	0.500	0.400	..	0.400
48.	Construction of Charar Drainage System.	Do.	0.745	0.300	0.300
49.	Remodelling & extending Sattokatla Drain.	Do.	0.539	0.091	0.050
50.	Pandoki Drainage System.	Do.	5.902	2.000	2.000
51.	Diversion of Rohi Nullah into River Sutlej.	Do.	2.356	0.110	0.005
52.	Construction of Rawat Drains.	Do.	0.538	0.055
53.	Construction of new drains and remodelling existing drains in Mardan district.	Do.	0.565	..	0.007	0.160	0.160	0.210
54.	Construction of new drains and remodelling existing drains in Peshawar district.	Do.	0.901	..	0.030	0.010	0.005	0.435
55.	Salinity control and Re- clamation Project No. 2 (Chaj Doab).	Do.	300.000	3.400	22.000	45.000	20.000	19.500	0.500
56.	Construction of Manawala and its Jatri Branch Drain.	Do.	7.585	..	0.232	3.000	0.614	1.400
57.	Construction of Bharian- wala drain and its tribu- taries Drains.	Do.	0.519	0.200	0.200
58.	Remodelling and extend- ing Sukhrava drainage System with its dis- tributaries.	Do.	7.073	1.650	0.400

(Million Rupees.)

Sl. No.	Name of the Scheme	Status of the scheme	Estimated cost	Second Plan Outlay	Expenditure in preceding years of the Plan			Provision for 1963-64	Foreign Exchange required for 1963-64			Expenditure in subsequent years	
					1st	2nd	3rd		Total	Foreign aid	Own resources	1964-65	After 2nd Plan
1	2	3	4	5	6	7	8	9	10	11	12	13	14

WATER—contd.

DRAINAGE, RECLAMATION AND TUBE-WELLS.

59.	Construction of 7-L.F.S. Drain.	Approved	0.758	..	0.099	0.226	0.200	0.200
60.	Disposal of Seepage Water Drainage Scheme East of Rohri Canal (D. C.).	Do.	1.443	0.150	0.400
61.	Thal Drainage Scheme ..	Do.	12.683	0.456	0.700
62.	Salinity Control and Reclamation Project (Khairpur Area) Phases I and II.	Unapproved	152.870	16.000	47.020	30.000	30.000
63.	Salinity Control and Reclamation Project (Gaja Area) Phases I and II (G.M. Barrage).	Do.	57.150	3.000	25.000	16.000	16.000
64.	Land and Water Management (Rechna Doab Project No. 1).	Do.	2.530	20.000

65.	Construction of tributaries of Mona Drain.	Do.	1.067	70	0.050
66.	Remodelling Dhaya Drain	Approved	0.765	0.500	0.300
67.	Other works in progress	Do.	0.031	0.319
Flood Regulations													
68.	Protection bund of Shahpur district below Malakwal to Khusbab.	Do.	0.966	0.505	0.183	0.050
69.	Construction of 16 mile marginal bund with spurs for protection of Kot Hafeez and Takeawra from Indus.	Do.	7.802	6.900	2.041	0.282	0.100	1.200
70.	Protection from floods in Chilla Nullah.	Do.	3.322	3.100	0.278	0.178	0.648	0.800
71.	Protection of Pabbi area from floods in Peshawar District.	Do.	1.858	..	0.198	0.230	0.360	0.735
72.	Protection of Akbarpura and other villages from floods in Bara Nullah.	Do.	2.225	..	0.180	0.430	0.200	1.416
73.	Construction of Hockey Spurs to protect Shahdara Bund.	Do.	0.574	0.14
74.	Raising and strengthening Sagi Matri Bund mile 118 to 172.	Do.	5.444	..	4.805	0.688	0.688
75.	Construction of Nasrat Loop mile % to 2/5 in front of S.L. Bund mile 30/3 to 37/4 in Ruk Sub-Division.	Do.	0.637	0.033	0.060

(Million Rupees.)

Sl. No.	Name of the Scheme	Status of the scheme	Estimated cost	Second Plan Outlay	Expenditure in preceding years of the Plan			Provision for 1963-64	Foreign Exchange required for 1963-64			Expenditure in subsequent years	
					1st	2nd	3rd		Total	Foreign aid	Own resources	1964-65	After 2nd Plan
1	2	3	4	5	6	7	8	9	10	11	12	13	14
WATER—contd.													
DRAINAGE, RECLAMATION AND TUBE-WELLS.													
76.	Hydrological and Geological investigation of flood detention in the upland of Dera Ghazi Khan district.	Approved	1.570	..	0.164	0.304	..	0.132
77.	Construction retired of Loop bund on the Right Bank of Indus River at Shah Jamal in Dera Ghazi Khan.	Do.	1.025	0.317	..	0.050
78.	Construction of spur No. 1-A at R. D. 9000 K.F. West.	Do.	0.621	0.211	0.400
79.	Scheme for Anti-erosion measures at Jalala Bund, construction of 6 Nos. spurs at various points along Jalala Bund and construction of Defence Bund on R. D. 5—10.	Do.	0.870	0.005

80.	Construction of New Tori Bund 8/0 to 10/1 of Ghauspur Loop (NSC).	Do.	0.794	..	0.389	0.400	0.105
81.	Construction of Nasirabad Loop (NSC).	Do.	1.030	..	0.549	0.220	0.025
82.	Construction of Sind Feeder Loop Bund from mile 19/4 to 30/0 Sukkur Begari Bund (NSC).	Do.	4.192	..	2.547	1.746	0.605	1.200
83.	Construction of Ruk Loop from mile 5/4 Churra Loop to 12/7 of S. L. Bund in Ruk Sub-Division (WSC).	Do.	4.022	..	0.130	0.031	0.234
84.	Flood Protection Works in G.M. Barrage Area.	Do.	0.458	1.500
85.	Raising and strengthening Haibat Loop Bund.	Do.	0.702	0.050
86.	Raising and strengthening portion of Smatia Loop mile 2/2 to 2/0 and Pirsher Loop mile 0/0 to 1/4 in Larkana Sub-Division (W.S.C.).	Do.	0.411	0.050
87.	Construction of New Fatehpur Loop Bund 2/4 to 4/4 (R.C.C.).	Do.	0.610	0.148
88.	Protection of Spur No. 10 of Balloki Headworks.	Do.	0.473	0.356

(Million Rupees.)

Sl. No.	Name of the Scheme	Status of the scheme	Estimated cost	Second Plan Outlay	Expenditure in preceding years of the Plan			Provision for 1963-64	Foreign Exchange required for 1963-64			Expenditure in subsequent years	
					1st	2nd	3rd		Total	Foreign aid	Own resources	1964-65	After 2nd Plan
1	2	3	4	5	5	7	8	9	10	11	12	13	14

WATER—contd.

89.	Ula Jagir Loop Bund mile 10/4 to 11/4.	Approved	1.263	0.831
90.	Other works in progress	Do.	1.372 1.049	1.003

Open Canals

91.	Kibzai Irrigation Scheme	Do.	0.666	..	0.146	0.313	0.180	0.050
92.	Construction of Weir on Windor Dhora.	Unapproved	2.396	..	0.046	0.630	..	0.800
93.	Extension of Setherki Minor Nusrat Branch.	Approved	5.029	..	0.305	0.370	0.086	0.400
94.	Construction of Burala Branch extension into perennial Channel.	Do.	0.948	0.050

95.	Remodelling Burala Branch from head to tail and further extension.	Do.	1.704	0.030
96.	Construction of Sidhnai Spill Channel at Sidhnai.	Do.	19.500	..	0.309	0.071	0.200	1.000
97.	Construction of New Fall at R.D. 15,000 of Rohri Canal (KIC).	Do.	4.950	..	0.044	0.400	1.000	1.500
98.	Raising full supply level in Nasir Branch (RCC).	Do.	1.078	0.050	0.050
99.	Raising and strengthening Nasir Branch and conversion of Non-Inspection Path into motorable condition Nasir Branch (RCC).	Do.	0.439	0.200
100.	Construction of seven concrete bridges on Rohri Canal on the National Highway.	Unapproved	4.510	0.350	2.500	0.175	..	0.175
101.	Survey of Katchi Plain ..	Approved	1.600	0.104	0.200	0.200
102.	Construction of residential accommodation in Quetta Circle.	Do.	4.294	..	1.024	2.520	0.200	0.270
103.	Construction of Diversion Weir in Kill Kaur (Kachi).	Do.	0.800	..	0.254	0.288	0.220	0.300
104.	Construction of residential buildings in Kalat Circle.	Do.	2.021	..	0.303	0.610	0.060	0.200
105.	Construction of non-residential buildings in Kalat Circle.	Do.	1.026	..	0.119	0.239	0.088	0.460

(Million Rupees.)

Sl. No.	Name of the Scheme	Status of the scheme	Estimated cost	Second Plan Outlay	Expenditure in preceding years of the Plan			Provision for 1963-64	Foreign Exchange required for 1963-64			Expenditure in subsequent years	
					1st	2nd	3rd		Total	Foreign aid	Own resources	1964-65	After 2nd Plan
1	2	3	4	5	6	7	8	9	10	11	12	13	14
106.	Flow Irrigation Scheme from Siran River for higher lands of Pakhli Plain.	Approved	0.873	0.076	0.073
107.	Construction of Chachar Pumping Scheme.	Unapproved	0.654	..	0.014	..	0.105	0.204	0.175	..	0.175
108.	Mianwali Lift Irrigation	Approved	5.600	3.620	1.800
109.	Construction of 2 Nos. spurs Downstream Sulemanki.	Do.	1.243	0.550	0.743
110.	Diversion weir on Kaha Nallah near Muranj in Bugti area.	Do.	0.898	0.300	0.300
111.	Reconstruction of Sara-Ghurgh weir and channel (Quetta).	Do.	0.587	0.587	0.150	0.150
112.	Bibi Nani Irrigation Scheme.	Do.	0.787	0.787	0.300	0.150

113.	Sangsilla Irrigation Scheme (Quetta).	Do.	0.675	0.675	0.300	0.300
114.	Untam Irrigation Scheme	Do.	0.500	0.500	0.100	0.300
115.	Remodelling Lehri River Distribution System.	Do.	2.396	0.940	0.110	0.300
116.	Flood Irrigation Scheme for Shinzai.	Do.	0.450	0.450	0.050	0.400
117.	Construction of Diversion weir near Nag Kharan.	Do.	0.500	0.500	0.050	0.450
118.	Flood Irrigation in Gish Kaur in Klowah Valley.	Do.	0.550	0.550	0.100	0.400
119.	Beji Rud perennial and flood Irrigation Scheme.	Withdrawn	1.407	1.407	0.250	0.833
120.	Titian Nari Irrigation Scheme.	Approved	1.392	1.392	0.300	0.800
121.	Uthal Kantara Irrigation Scheme.	Do.	0.545	0.545	0.200	0.345
122.	Mir Ali Khel Irrigation Scheme.	Do.	0.638	0.638	0.300	0.250
123.	Toewan Flood Irrigation Scheme.	Do.	0.451	0.451	0.300	0.200

(Million Rupees.)

Sl. No.	Name of Scheme	Status of the scheme	Estimated cost	Second Plan Outlay	Expenditure in preceding years of the Plan			Provision for 1963-64	Foreign Exchange required for 1963-64			Expenditure in subsequent years	
					1st	2nd	3rd		Total	Foreign aid	Own resources	1964-65	After 2nd Plan
1	2	3	4	5	6	7	8	9	10	11	12	13	14
124.	Construction of Aurangabad Syphon.	Approved	4.629	0.050
125.	Other Works ..	Do.	0.826	0.857
126.	Tools and Plants and Suspense (Open Canal).	Do.	—3.189	—9.953
127.	Frontier Irrigation Schemes	Do.	0.460	1.000	0.200	..	0.200
Total Water	351.534	121.950	106.310	15.640

WATER

(b) New Schemes

Multi-purpose Development Irrigation

1.	Transfer of 12,572 acres of land from Sukkur Barrage Command to Ghulam Muhammad Barrage Irrigation Project Command to ensure adequate irrigation water.	Approved by P.D.W.P.	0.300	0.300
----	---	----------------------	-------	----	----	----	----	-------	----	----	----	----	----

2.	Karachi Irrigation Project	Approved	88·600	2·810
3.	Gomal Zam Multipurpose Project.	Do.	200·000	10·000	2·450	..	2·450
4.	Khanpur Dam ..	Do.	62·000	5·000
5.	Mangi Dam ..	Do.	20·000	2·000	0·500	..	0·500
6.	Small Irrigation Schemes	Do.	10·000	3·500	1·000	..	1·000
7.	Increasing capacity of Thal Canal to 7,500 cusecs for extension of irrigation to Bakht Distributary and other areas.	Do.	15·000	2·000
8.	Nara Pumping Scheme ..	Do.	3·325	0·300
	<i>Tube-wells and Small Irrigation Schemes</i>												
9.	Other Works ..	Do.	0·750
	<i>Drainage Reclamation and Tube-wells.</i>												
10.	Construction of Raiwind Drainage System.	Do.	4·000	1·000
11.	Construction of Kali Budhi Drainage System.	Do.	2·553	1·000
12.	Sukkur Drainage Circle (WAPDA).	Do.	0·160
13.	Construction of McLeod-ganj Drainage System.	Do.	3·412	0·600
14.	Construction of Sohel Drainage System.	Do.	1·237	0·400
15.	Remodelling Shah bore Drainage System.	Do.	0·454	0·250

(Million Rupees.)

Sl. No.	Name of the Scheme	Status of the scheme	Estimated cost	Second Plan Outlay	Expenditure in preceding years of the Plan			Provision for 1963-64	Foreign Exchange required for 1963-64			Expenditure in subsequent years	
					1st	2nd	3rd		Total	Foreign aid	Own resources	1964-65	After 2nd Plan
1	2	3	4	5	6	7	8	9	10	11	12	13	14
WATER—contd.													
16.	Construction of Chathian-wala Drain.	Approved	0.558	0.100
17.	Reconstruction of Railway bridge on outfall drain Aurangabad Syphon.	Do.	1.000	0.400
18.	Salinity Control and Reclamation Project (Larkana—Shikarpur) (Drainage in Sukkur Barrage Area).	Do.	31.670	15.000	10.500	6.500	6.500
19.	Salinity Control and Reclamation Project (Lower Thal below Taunsa).	Do.	212.000	20.000	15.000	15.000
20.	Salinity Control and Reclamation Project (Upper Rechna).	Do.	218.000	11.400	8.000	8.000
21.	Other Works	Do.	3.447

Flood Regulation Works

22.	Providing flood embankment along River Indus from Rangpur to Thatta Village, Dera Ismail Khan.	Do.	0.596	0.500
23.	Flood control by detention Dam and water spreading Schemes on Vidore Hill Torrent in Dera Ghazi Khan District.	Un-approved	3.100	0.100
24.	Extension of Chenab bund below R.D. 197700 to Tail Nawabpur escape as an advance bund Ilampur Sub-Division.	Approved	1.114	0.200
25.	Nigong flood Irrigation Scheme.	Do.	0.926	0.226
26.	Siritoi Flood Irrigation Scheme.	Do.	1.550	0.200
27.	Construction of flood Diversion Weir on Toghi River near Balozai.	Do.	0.470	0.200
28.	Other Works	Do.	0.501
<i>Survey and Investigations</i>												
29.	Investigation into topography, hydrology and sub-surface of Dams during the year 1963-64 in the whole of West Pakistan.	Do.	0.600	0.600	0.600
30.	Construction of Chichali Dam.	Do.	1.000
		Do.	1.200

(Million Rupees.)

Sl. No.	Name of the Scheme	Status of the scheme	Estimated cost	Second Plan Outlay	Expenditure in preceding years of the Plan			Provision for 1963-64	Foreign Exchange required for 1963-64			Expenditure in subsequent years	
					1st	2nd	3rd		Total	Foreign aid	Own resources	1964-65	After 2nd Plan
1	2	3	4	5	6	7	8	9	10	11	12	13	14
Open Canals													
32.	Construction of Liaquat Feroza Seepage Drain 0 to 166000.	Approved	1·723	0·400
33.	Lining of channels in Loralai Irrigation Division.	Do.	0·926	0·300
34.	Sukhleji Irrigation Scheme	Do.	0·643	0·100
35.	Remodelling of Bolan Weir Distribution System.	Do.	0·600	0·300
36.	Construction of Irrigation Colony at Quetta.	Do.	4·000	0·400
37.	Construction of Dubba Irrigation Scheme.	Do.	0·542	0·200
38.	Construction of Chacha Irrigation Scheme.	Do.	0·700	0·300
39.	Chattar Irrigation Scheme	..	0·400	0·150
40.	Sazoo Irrigation Scheme..	Approved	0·425	0·150

41.	Sunni Spring Irrigation Scheme.	Do.	0.446	0.100
42.	Loi Irrigation Scheme ..	Do.	0.431	0.200
43.	Development of Dasht-e-Goran Valley, Kalat and Surab.	Un-approved	0.531	0.131
44.	Irrigation Scheme in Bela Division.	Approved	1.618	0.318
45.	Irrigation Scheme on Mashkey new Gujjar.	Do.	0.600	0.200
46.	Diversion Weir on Nihang Kaur above Tump.	Do.	1.700	0.300
47.	Installation of Wind Mills in the coastal area of Mekran Division for range lands and drinking purposes.	Do.	0.800	0.025
48.	Wam Tangi Dam	1.282	1.282
49.	A h m a d z a i Irrigation Scheme.	..	0.410	0.390
50.	Remodelling Bara Nullah	Approved	0.968	0.500
51.	Reconstructing a part of spur No. 2 of Paharpur Canal.	Do.	2.860	0.860
52.	Irrigation schemes pertaining to merged areas of Mardan and Hazara Districts.	Do.	0.495	0.250
53.	Other Works	2.506
Total Water (b) New Schemes.				90.006	33.450	29.500	3.950
Total Water On-going & New Schemes	441.540	155.400	135.810	19.590

(Million Rupees.)

Serial No.	Name of the Scheme	Status of the scheme	Estimated cost	Second Plan Outlay	Expenditure in preceding years of the Plan			Provision for 1963-64	Foreign Exchange required for 1963-64			Expenditure in subsequent years	
					1st	2nd	3rd		Total	Foreign aid	Own resources	1964-65	After 2nd Plan
1	2	3	4	5	6	7	8	9	10	11	12	13	14
POWER													
(a) ON-GOING SCHEMES													
1.	Electricity Operation Schemes (Distribution of power in West Pakistan).	Approved	350.000	276.000	61.320	63.850	71.831	86.220	49.200	35.600	13.600
2.	West Pakistan High Tension Grid (including 132 K. V. Warsak-Kharian Transmission).	Do.	121.100	92.420	13.260	30.020	11.713	3.300	0.500	..	0.500
3.	Secondary Transmission and Distribution System.	Do.	282.300	201.410	31.250	67.360	75.200	35.090	1.700	1.700
4.	Upper Sind (Sukkur) Thermal Scheme.	Do.	53.000	53.000	0.090	0.700	23.151	17.870	8.870	6.370	2.500
5.	Natural Gas Power Station, Multan.	Do.	108.000	15.500	8.580	2.490	0.500	0.190
6.	Chichoki Hydel Project	Do.	27.540	..	15.000	0.210	8.100	0.500
7.	Shadiwal Hydel Project	Do.	40.120	4.670	2.020	0.620	20.510	0.270
8.	Gujranwala Hydel Project	Do.	51.100	16.300	6.660	8.970	3.610	1.000
9.	Quetta Thermal Scheme	Do.	40.100	37.300	0.320	3.960	10.070	8.900	2.900	2.900
10.	Extension of Natural Gas Power Station, Multan.	Do.	136.800	110.000	1.020	88.510	28.000	9.700	3.500	..	3.500
11.	Village Electrification ..	Do.	325.000	190.630	1.000	36.000	15.000	7.800	7.200
Total Power (a) On-going Schemes.					199.040	81.670	54.370	27.300

(b) NEW SCHEMES

1. Second Circuit on Multan, Lyallpur 220 KV Transmission Line.	Do.	11.700	11.700	5.700	4.200	3.800	0.400
2. Extension of Lower Sind (Hyderabad) Thermal Scheme.	Do.	20.000	20.000	17.000	12.640	12.050	0.590
3. Natural Gas Power Station, Lyallpur Additional Generation).	Do.	203.100	47.500	20.000	10.000	10.000
4. Extension of Upper Sind (Sukkur) Thermal Scheme.	Do.	78.600	4.000	2.000	1.000	1.000
5. Research and Test Laboratory.	Do.	4.700	4.700	2.800	1.800	..	1.800
Total (b) Power	77.000	40.640	26.850	13.790
Total Power On-going & New Schemes.		276.040	122.310	81.220	41.090
Grand Total Water and Power.		717.580	277.710	217.030	60.680

(Million Rupees.)

Serial No.	Name of the Scheme	Status of the scheme	Estimated cost	Second Plan Outlay	Expenditure in preceding years of the Plan			Provision for 1963-64	Foreign Exchange required for 1963-64			Expenditure in subsequent years	
					1st	2nd	3rd		Total	Foreign aid	Own resources	1964-65	After 2nd Plan
1	2	3	4	5	6	7	8	9	10	11	12	13	14
INDUSTRIES													
(a) ON-GOING SCHEMES													
1.	Development of Hyderabad Industrial Trading Estate.	Approved	8.300	..	1.000	1.000	1.500	1.100	0.250	..	0.250
2.	Conversion of Government Industrial Schools for Girls to Government Vocational Schools for Women in West Pakistan.	Do.	0.545	..	0.071	0.097	0.127	0.129	0.005	..	0.005
3.	Government Hides and Skins Development Centre.	Do.	0.240	0.013	0.039	0.053
4.	Government Vocational School for Girls at Kalat.	Do.	0.148	..	0.017	0.020	0.025	0.028
5.	Government Leather Centre at Hyderabad.	Do.	0.698	0.239	0.067	0.299	0.010	..	0.010
6.	Model Tanning and Foot-wear Centre, Gujranwala.	..	0.128	..	0.103	..	0.010

7. Scheme for grant of Scholarships for Industrial Education.	Do.	0.086	0.100	0.118
8. Building for Government Printing Press, Lahore.	Do.	0.121	0.009	0.006
9. Construction of 2nd storey on the building of Government Printing Press, Karachi.	Do.	0.199	0.020	0.025
10. Vocational School for Women at Tando Muhammad Khan.	Do.	0.072	0.007	0.017	0.017
11. Opening of Government Vocational School for Women at Larkana.	Do.	0.072	0.007	0.017	0.017
12. Wool Spinning and Weaving Development cum-Training Centre, Jarced in Kaghan Valley.	Do.	0.170	0.063
13. Industrial Estate for large-scale and medium industries in West Pakistan at Sukkur.	Do.	7.340	18.330	1.000	1.400	0.100	..	0.100
14. Industrial Estate for large scale and medium industries in West Pakistan at Multan.	Do.	8.400		1.000	1.500	0.100	..	0.100
15. Industrial Estate for large-scale and medium industries in West Pakistan at Jhelum.	Do.	9.100		0.250	0.500	0.100	..	0.100
16. Industrial Estate for large scale and medium industries in West Pakistan at Nowshera, Rahimyar Khan and Sargodha.	Do.	18.660		1.000	1.300	0.100	..	0.100
						0.500	0.800					
						0.250	0.500					

(Million Rupees.)

Serial No.	Name of the Scheme	Status of the scheme	Estimated cost	Second Plan Outlay	Expenditure in preceding years of the Plan			Provision for 1963-64	Foreign Exchange required for 1963-64			Expenditure in subsequent years	
					1st	2nd	3rd		Total	Foreign aid	Own resources	1964-65	After 2nd Plan
1	2	3	4	5	6	7	8	9	10	11	12	13	14
17.	Re-organisation of Government Industrial Schools for Boys at Lyallpur, Montgomery, D. G. Khan, Jhang, and Sargodha.	Approved	1.923	..	0.037	0.115	0.163	0.293	0.100	..	0.100	..	-
Frontier Regions													
18.	Establishment of Wool Training-cum-Production Centre, Wana.	Do.	1.145	0.203	..	0.008	0.092	0.042
19.	Scheme for the improvement in the manufacturing of "patt" in Chitral.	Do.	0.180	0.096	0.002	0.008	0.028	0.027
20.	Establishment of Wool Centre at Miranshah (North Waziristan Agency).	Do.	1.145	0.209	0.001	0.007	0.094	0.044
21.	Re-organization of Wool Training-cum-production Centre at Batkhela.	Do.	1.129	0.102	..	0.005	0.109	0.020
22.	Establishment of a Metal Industries Training-cum-Production Centres at Kohat, Frontier Region and Wana, South Waziristan Agency.	Do.	1.087	0.644	0.001	0.070	0.288	0.171	0.030	..	0.030	..	.

23.	Expansion of the Sericulture Centres, Chitral including a Reeling and Re-reeling Section.	Do.	0.038	0.043	0.001	0.005	0.013	0.012
24.	Expansion of the Sericulture Centre, Parachinar including of a Reeling and Re-reeling Section.	Do.	0.038	0.053	0.001	0.009	0.013	0.018
25.	Establishment of Sericulture Silk Training-cum-Production Centre, South Waziristan.	Do.	0.049	0.094	0.001	0.004	0.040	0.025
26.	Establishment of Sericulture Silk Training-cum-Production Centre, North Waziristan.	Do.	0.049	0.080	0.001	0.904	0.035	0.025
WEST PAKISTAN INDUSTRIAL DEVELOPMENT CORPORATION													
<i>Small Industries Corporation</i>													
27.	Development of Sericulture Industry.	Do.	2.674	..	0.291	0.642	0.711	0.575
28.	Wool spinning and weaving Centre, Mastung (Kalat Division).	Do.	0.021	0.090	0.277	0.408
29.	Ceramic Institute for Potters at Gujrat.	Do.	1.543	..	0.163	0.008	0.463	0.200
30.	Development-cum-Training Centres for Carpet Industry at Peshawar and Hyderabad, Nushki, Bannu, Gujjar Khan, Bahawalpur, Leiah and Mithi.	Do.	5.332	1.880	0.099	0.355	0.393	0.605

(Million Rupees.)

Serial No.	Name of the Scheme	Status of the scheme	Estimated cost	Second Plan Outlay	Expenditure in preceding years of the Plan			Provision for 1963-64	Foreign Exchange required for 1963-64			Expenditure in subsequent years	
					1st	2nd	3rd		Total	Foreign aid	Own resources	1964-65	After 2nd Plan
1	2	3	4	5	6	7	8	9	10	11	12	13	14
31.	Rural Industrial Pilot Project Centre, Peshawar.	Approved	1.446	3.380	0.456	..	0.360	0.534
32.	Cottage Industries Development Centres at D. I. Khan, Rawalpindi, Lahore, Multan, Khairpur, Hyderabad, Quetta, Bahawalpur, Peshawar, Murree, Kalat and Loralai.	Do.	5.240	2.520	0.260	0.550	0.551	0.954	0.055	..	0.055
33.	Eight Sales and Display Depots at Lahore, Multan, Bahawalpur, Peshawar, Rawalpindi, Hyderabad, Swat and Quetta.	Do.	0.973	0.750	0.159	0.250	0.250	0.250
34.	Rural Industries Extension Service Programme.	Do.	0.365	0.065	0.070	0.074
35.	Metal Industries Common Facility Centre at Shikarpur.	Do.	0.300	0.340	..	0.005	0.065	0.230
36.	Sports Goods Service Centre, Sialkot.	Do.	0.750	0.125	0.330	0.295

37.	Eight Small Industrial Estates at Gujrat, Peshawar, Sialkot, Gujranwala, Bahawalpur, Quetta, Larkana and Sukkur.	Do.	18·317	..	0·100	5·000	5·000	8·200
38.	West Pakistan Design and Publicity Centre at Lahore.	Do.	0·498	0·730	..	0·217	0·097
39.	Small Textile Industries Service Centre at Multan.	Do.	0·959	1·040	..	0·419	0·194	0·239
40.	Light Engineering Service Institute at Gujranwala.	Do.	6·029	6·030	0·420	1·032
41.	Cutlery and Small Tools Service Centre at Nazimabad.	Do.	0·978	0·970	..	0·664	0·398	0·150
42.	Sewing Machines Industrial Estate at Lahore.	Do.	0·421	0·420	..	0·170	0·120	0·109
43.	Matting Development Centre at Kot Adu, District Muzaffargarh.	Do.	0·098	0·100	..	0·098	0·018
44.	Grant-in-aid to Small Industries Corporation (Headquarters Establishment).		0·684	1·020	1·200	1·000
Salt Mines Division													
45.	Development of Rock Salt Mines and Quarries.	Do.	1·270	0·800	0·470	0·305	0·150	0·155
Other Schemes													
46.	Iron Ore Survey Prospecting, Kalabagh.	Do.	14·080	..	2·500	0·750	0·500	0·350
✓ 47.	Natural Gas Fertilizer Factory, Multan.	Do.	239·000	186·440	76·187	20·000	50·000	3·797	3·500	..	3·500

(Mill. on Rupees.)

Serial No.	Name of the Scheme	Status of the scheme	Estimated cost	Second Plan Outlay	Expenditure in preceding years of the Plan			Provision for 1963-64	Foreign Exchange required for 1963-64			Expenditure in subsequent years	
					1st	2nd	3rd		Total	Foreign aid	Own resources	1964-65	After 2nd Plan
1	2	3	4	5	6	7	8	9	10	11	12	13	14
48.	Development of Coal Deposits, Central Block, Sore Range.	Approved	26.585	18.850	5.110	5.424	3.000	3.431	1.831	1.831
49.	White Cement Plant, Daudkhel.	Do.	7.100	1.000	0.750	0.705	0.705
50.	Development of Coal Deposits, Sharigh.	Approved by PDWP	34.000	20.000	1.517	7.894	4.000	1.800	1.800	1.800
51.	Development of Deghari Mines.	Approved	38.500	15.000	..	4.075	4.000	1.100	1.100	1.100
✓ 63.	Extension of Pak. American Fertilizer Factory, Daudkhel.	Do.	35.000	1.000	21.600	15.600	15.600
64.	Co-operative Sugar Mills, Bannu.	Do.	24.240	3.000	0.800
TOTAL (a) ONGOING SCHEMES				..	89.214	49.605	85.394	57.485	25.791	21.186	4.605

(b) New Schemes

W. P. I. D. C. Schemes

1.	Central Small Industries Insitute, Lahore.	Do.	4.521	2.000	0.850	0.850
2.	Pottery Development Centre at Bhag.	Do.	0.140	..	0.042	0.046
3.	Badin Co-operative Sugar Mill.	Do.	24.240	3.000	3.000	*3.000	3.000
4.	One Jute Mill in West Pakistan of 500 looms.	Do.	33.000	5.000	3.400	3.400
5.	Karachi Shipyard and Engineering Works Phase II, Part.	Approved by PDWP	32.000	32.000	17.092	8.731	8.731
6.	Dharia Brine ..	Approved	10.000	0.500	1.500	1.500	1.500
7.	Expansion of Zeal Pak Cement Factory, Hyderabad (5th Kiln).	Unapproved	37.000	12.200	10.000	10.000
8.	Refractories Plant ..	Approved	5.000	1.000	1.000	1.000
9.	Blancing* and Modernisation of Quaidabad Woollen Mills (4 Carpet looms).	Do.	0.375	0.375	0.300	0.300
10.	Low Temperature Coal Carbonization Plant, Quetta.	Do.	19.077	16.700	7.852	4.800	4.800
11.	Coal Tar Distillation Plant.	Do.	1.525	10.000	0.700	0.350	0.350
12.	Management Development Programme.	Do.	0.900	0.552

*The balance of 1,19.50 will come from private sector.

(Million Rupees.)

Serial No.	Name of the Scheme	Status of the scheme	Estimated cost	Seconds Plan Outlay	Expenditure in preceding years of the Plan			Provision for 1963-64	Foreign Exchange required for 1963-64			Expenditure in subsequent years	
					1st	2nd	3rd		Total	Foreign aid	Own sources	1964-65	After 2nd Plan
1	2	3	4	5	6	7	8	9	10	11	12	13	14
13.	Schemes* for special and depressed Areas.	Unapproved	1.500	0.240	..	0.240
14.	Shrimp Processing Plant	Approved	12.419	1.000	0.800	0.800
15.	Timber Preservation and Creasoting Plant.	Unapproved	1.800	0.800	0.500	0.500
16.	Installation of Table Salt Manufacturing Plant.	Do.	0.800	0.800	0.625	0.625
17.	Development of Dilyar Lake Salt.	Do.	0.620	0.620	0.060	0.060
18.	Staff Training and Training of Industrialists.	Do.	1.072	0.284
19.	Artisans Workshop ..	Do.	0.860	0.019
20.	Common Facility Centre (Light Engineering).	Do.	0.693	0.230
21.	Service Centre Textiles	Do.	1.099	0.250
22.	Common Facility Centre Textiles.	Do.	1.887	0.750

23.	Construction of a double Storey retiring room and perimeter wall around the Government Press, Peshawar.	Approved	0·046	0·046
24.	Construction of a Tubewell over head Tank and Pump house in Government Press, Peshawar.	Do.	0·067	0·067	0·080	..	0·080
25.	Construction of a store room and a double storey over the existing newly constructed store room, Government Press, Peshawar.	Do.	0·042	0·042
26.	Additions and alterations to Government Press and Stationery and Book Depot, Bahawalpur.	Do.	0·051	0·051
27.	Improvement to the roof of main Press building of Secretariat Press, Lahore.	Do.	0·011	0·011
28.	Fixing General Main Switches Cable and wire etc. in Government Press, Karachi.	Do.	0·018	0·018
29.	Providing exhaust fans in the Secretariat Press, Lahore.	Do.	0·036	0·038
30.	Supplementary estimate for E.L. work in 53 Gaps in North and South side of the main building of the Secretariat Press, Lahore.	Do.	0·017	0·017
31.	Replacement of Electric wiring in the Central Jail Press (New Form Press), Lahore.	Do.	0·020	0·020

(Million Rupees)

Serial No.	Name of the Scheme	Status of the scheme	Estimated cost	Second Plan Outlay	Expenditure in preceding years of the Plan			Provision for 1963-64	Foreign Exchange required for 1963-64			Expenditure in subsequent years	
					1st	2nd	3rd		Total	Foreign aid	Own resources	1964-65	After 2nd Plan
1	2	3	4	5	6	7	8	9	10	11	12	13	14
32.	Replacement of D. C. fan with A. C. Fans for installation in the Secretariat Press, Lahore.	Approved	0.027	0.027
33.	Construction of Cycle Shed in Government Press, Lahore.	Do.	0.043	0.043
34.	Providing record stand in the offices of Government of West Pakistan Printing Press, Karachi.	Do.	0.026	0.026
35.	Construction of 3 servants quarters in the compound of West Pakistan Government Printing Press, Karachi.	Do.	0.026	0.026
36.	Additions and alterations to Government Press at Khairpur.	Do.	0.020	0.020
37.	Construction of two Garages and waste paper stores and first floor Works Manager Residence in Government Printing Press, Karachi.	Do.	0.034	0.034

38.	Construction of 2 rooms in the open yard of building.	Do.	0.015	0.015
39.	Minor Works ..	Do.	0.029	0.029
40.	Minor Works (Residential)	Do.	0.017	0.017
41.	Construction of boundary wall of Government Industrial School, Montgomery.	Do.	0.020	0.020
42.	Re-roofing of three tannery sheds of Model Tanning and Footwear Centre, Gujranwala.	Do.	0.015	0.015
43.	Construction of 6 'D' Type Quarters in Dyeing Sections of Government Weaving and Finishing Centre, Shahdara.	Do.	0.035	0.035
44.	Minor Works (Residential)	Do.	0.019	0.019
45.	Minor Works (Industries)	Do.	1.101	0.101
46.	Expansion of the Hides and Skins Development Centres in West Pakistan.	Do.	0.048	0.048
47.	Reorganisation of Industrial School, Gujranwala, Jhelum, Multan, Loralai Mastung, Lahore.	Approved by P.D.W.P.	2.607	2.143	0.330	..	0.330
48.	Grant in aid to the Muslim Ladies Technical and Industrial Institute, Karachi.	Un-approved	0.008
49.	Grant-in-aid to Private Industrial Schools for Girls in West Pakistan.	Do.	0.003

(Million Rupees.)

Serial No.	Name of the Scheme	Status of the scheme	Estimated cost	Second Plan Outlay	Expenditure in preceding years of the Plan			Provision for 1963-64	Foreign Exchange required for 1963-64			Expenditure in subsequent years	
					1st	2nd	3rd		Total	Foreign aid	Own resources	1964-65	After 2nd Plan
1	2	3	4	5	6	7	8	9	10	11	12	13	14
50.	Grant-in-aid to the Technical Institute, 4 M.C.A., Lahore.	Un-approved	0.020
51.	Purchase of typewriters for Government Officers in West Pakistan to replace the hired ones.	Do.	1.500	0.750	..	0.750
Total New (b)							..	62.027	37.316	35.916	1.400
GRAND TOTAL ON-GOING AND NEW							..	119.512	63.107	57.102	6.005

TRANSPORT AND COMMUNICATIONS

(Million Rupees.)

Serial No.	Name of the Scheme	Status of the scheme	Estimated cost	Second Plan Outlay	Expenditure in preceding years of the Plan			Provision for 1963-64	Foreign Exchange required for 1963-64			Expenditure in subsequent years	
					1st	2nd	3rd		Total	Foreign aid	Own resources	1964-65	After 2nd Plan
1	2	3	4	5	6	7	8	9	10	11	12	13	14
<i>On-Going Schemes</i>													
100% Aided Roads C.R.F.													
1.	Construction of Jhatpat Usta Muhammad Road (24.5 miles).	Approved	1.040	0.290	0.300	0.235 } 0.115 }
2.	Kotri to Petaro Road (15.5 miles).	Do.	1.473 2.337	1.470	0.493	0.262	0.100	0.153 } 0.247 }
3.	Dera Ghazi Khan-Dera Ismail Khan Road (Section 0.39 and 48.70) (61 miles).	Do.	5.643	4.320	0.176	0.297	0.133	0.200
4.	Jhelum Pind Dadan Khan Road (43.75 miles).	Do.	5.380	1.937	0.762	0.174	0.150	0.500
5.	Improving and metalling Kotri—Kashmore—Dera Ghazi Khan Road (portion between Miran to Dera Ismail Khan (38 miles).	Do.	7.568	3.674	0.770	1.000	0.550	0.470
6.	Constructing metalled road from Fort Munro (mile 107/6 to Bewetta mile 115/2).	Do.	0.345	..	0.010	0.050	0.018

(Million Rupees.)

Serial No.	Name of the Scheme	Status of the scheme	Estimated cost	Second Plan Outlay	Expenditure in preceding years of the Plan			Provision for 1963-64	Foreign Exchange required for 1963-64			Expenditure in subsequent years	
					1st	2nd	3rd		Total	Foreign aid	Own resources	1964-65	After 2nd Plan
1	2	3	4	5	6	7	8	9	10	11	12	13	14
7.	Constructing high level bridge on Kabul River at Jehangira.	Approved	3.038	2.945	..	0.050	1.200	1.033
8.	Road from Ichhria to Chhattar Plain with a bridge over Batkas Nullah (21 miles).	Do.	1.765	1.765	0.500	0.500	0.416	0.299
9.	Rajanpur Kashmore Road (65 miles).	Do.	8.470	7.160	0.575	0.694	0.308	1.000
10.	Construction of a Service Road from Karachi to Bela Awaran-Turbat and Pishin. (450 miles).	Do.	2.286	2.234	0.068	0.138	0.344	1.000
11.	Improvement of Road from Mohinjodaro Rest House.	Do.	0.148	0.112	0.080
Total 100% Aided Roads					5.252
50% Aided Roads C.R.F.													
1.	Pind Dadan Khan—Gojra Road—												
(i)	Section Pind Dadan Khan-chak Nizam (6.82 miles).	Do.	0.405	0.279	0.048	0.176

(ii) Section Chak Nizam to Gojra (15.35 Miles).	Do.	1.075	0.822	0.005	0.019	0.160	0.100
2. Choa Saidan Shah-Kallar Kahar Road (17.62 miles).	Do.	1.028	0.053	0.001	0.004	0.021	0.027
3. Kanial Mandra Road (11.8 miles.)	Do.	0.540	0.322	0.118	..	0.002	0.173
Total 50% Aided Roads	0.476

Aided Roads of National Importance

Karachi-Hyderabad-Bahawalpur-Multan:—

1. (a) Ex-Sind area from mile 20—273 and 323—405 including diversion in mile 50—98.	Do.	22,037	..	4.895	0.172	0.600	0.900
(b) Ex-Khairpur State from mile 273—323.	Do.	3.000	2.333	0.289	0.127	0.400	0.250
(c) Reconditioning Karachi Highway Road mile 38-98	Do.	4.200	2.100	1.950	0.100
(d) Reti to Uch (113.5 miles).	Do.	6.920	0.957	0.370	0.290	0.305	0.600
2. Bahawalpur-Basti Maluk Multan-Montgomery-Khanewal-Lahore—												
(a) Section Adamwahan to Basti Maluk (27.6 miles).	Do.	2.867	0.547	0.206	0.043	0.050	0.150

(Million Rupees)

Serjal No.	Name of the Scheme	Status of the scheme	Estimated cost	Second Plan Outlay	Expenditure in preceding years of the Plan			Provision for 1963-64	Foreign Exchange required for 1963-64			Expenditure in subsequent years	
					1st	2nd	3rd		Total	Foreign aid	Own resources	1964-65	After 2dd Plan
1	2	3	4	5	6	7	8	9	10	11	12	13	14
	(b) Widening of Multan to Basti Maluk.	Approved	0.190	0.002	..	0.004	0.001
	Total Aided Roads of National Importance				..			2.000
	Other Roads (on-going)												
	Northern Region Peshawar.												
1.	Improving Haripur-Sirikot Road (18.26 miles).	Do.	1.437	1.006	0.071	0.322	0.162	0.229
2.	Construction of motorable road from Kuwai to Bata-Kundi (Kaghan Valley), Hazara District (miles 412 Kacha).	Do.	1.167 3.817	2.590	0.401	0.589	0.440	0.470
3.	Diversion of portion Gulabad-Shankargarh Road to avoid erosion by Swat River (1 mile).	Do.	0.100	0.063	0.030	0.033	0.033		

4.	Improving and widening the road from Dhansar to D. I. Khan portion between D. I. Khan and Daraban (37 miles).	Do.	4.083	2.710	..	0.232	0.400	0.546
5.	(a) Construction of a metalled road from Nathiagali Barian (1.86 miles).	Do.	1.534	1.440	0.501	0.070	0.200	0.038
5.	(b) Improvement of Abbottabad-Murree Road portion Abbottabad to Nathiagali (18.46 miles).	Do.	2.853	2.509	0.601	0.582	0.527	0.381
6.	Construction of Dadhar-Bhog-ramang Sachall Battal Road (23.22 miles)	Do.	1.622	0.249	..	0.135	0.114
7.	Widening black top road portion on Hazara Trunk Road from Hassanabdal to Abbottabad (45.37 miles).	Do.	1.430	1.031	0.605	0.208	0.200	0.017
8.	Reconditioning Bumpy miles of G.T. Road from Nowshera to Peshawar (9 miles).	Do.	1.358	1.358	0.952	0.460	..	0.192
9.	Soling and metalling of Nowshera-Charsadda Road (16.63 miles).	Do.	0.500	0.500	0.200	0.200	0.096
10.	Construction of bridge over Miran-D. I. Khan Road (miles 15/6). [‡]	Do.	$\frac{0.623}{1.167}$	0.872	0.007	0.052	0.073	0.470
11.	Soling, metalling and resurfacing Mardan-Nowshera-Nishatta Road portion in Mardan District) (0.30 miles).	Do.	1.510	1.582	..	0.200	0.200	0.470

(Million Rupees.)

Serial No.	Name of the Scheme	Status of the scheme	Estimated cost	Second Plan Outlay	Expenditure in preceding years of the Plan			Provision for 1963-64	Foreign Exchange required for 1963-64			Expenditure in subsequent years	
					1st	2nd	3rd		Total	Foreign aid	Own resources	1964-65	After 2nd Plan
1	2	3	4	5	6	7	8	9	10	11	12	13	14
12.	Reconditioning of mile 2-7 of Mardan Katlang Road (6 miles).	Approved	0.362	0.362	..	0.200	0.162
13.	Purchase of new steamer and two launches for ferry service at D. I. Khan.	Do.	2.230	2.230	0.470
14.	Manufacturing of 25 Nos. New Truss Beams for Boat Bridge at D. I. Khan-Darya Khan Road.	Do.	1.80	1.80	..	0.080	0.079
15.	Reconditioning of bridges on Hazara Trunk Road.	Do.	4.400	1.856	..	0.056	0.225	0.900
16.	Rehana to Khanpur-Haripur via Pirkot Road (10 miles).	Do.	1.343	1.385	..	0.107	0.200	0.470
17.	Pind Ghakran to Jaulian Road in Hazara District (4 miles).	Do.	0.256	0.256	..	0.010	0.052	0.199
18.	Construction of a bridge over Bhagiari Nullah in mile 3 between Kot Village and Shink Bund.	Do.	0.241	0.241	0.100	0.141

Central Region, Lahore

19.	Construction of Rawalpindi Chakri Road (14.5 miles).	Do.	1.442	0.401	0.239	0.010	0.083	0.020
20.	Constructing Daska-Pasrur Road (18 miles).	Do.	2.098	1.753	0.003	0.089	0.300	0.500
21.	Constructing Sialkot-Zaffarwal Road (24 miles).	Do.	1.066 2.249	1.766	0.003	0.054	0.250	0.300
22.	Construction of Narowal Jassar Road (5 miles).	Do.	1.119	1.613	0.072	0.075	0.450	0.400
	Jassar-Shakargarh Road (18 miles).	Do.	1.372									
23.	High level bridge over Deg Nullah at Sharakpur.	Do.	2.681	2.392	1.767	0.664	0.077	0.010
24.	Metalled road from Chak No. 93 to Sultanpur Wadhi (9.25 miles).	Do.	0.412	0.003	0.004	..	0.005	0.050
25.	Construction of metalled road from Campbellpur to Chuntra via Fatchjang Gali Jagir (24.70 miles).	Do.	2.037	0.883	..	0.135	0.366	0.200
26.	Construction of Shingle Road from Kalabagh to Shakardara connecting Bannu-Kohat Road in Mianwali District (24.82 miles).	Do.	5.034 9.939	0.895	0.107	0.704	0.900	1.000
27.	Reconditioning G. T. Road mile 192, 196, 203, 207, 209—14.	Do.	0.329	0.123	0.240

(Million Rupees.)

Serial No.	Name of the Scheme	Status of the scheme	Estimated cost	Second Plan Outlay	Expenditure in preceding years of the Plan			Provision for 1963-64	Foreign Exchange required for 1963-64			Expenditure in subsequent years	
					1st	2nd	3rd		Total	Foreign aid	Own resources	1964-65	After 2nd Plan
1	2	3	4	5	6	7	8	9	10	11	12	13	14
28.	Construction of Major Bridges over Deg Nullah between Pasrur and Qila Sobha Singh on Pasrur Narowal Road (Decking of Railway Bridges).	Approved	0·933	0·933	0·002	0·134	0·683	0·302
29.	Construction of a bridge on Adwala Nullah on Kalabagh/Bannu Road.	Do.	0·945	0·945	..	0·404	0·193	0·030
30.	Construction of Montgomery Tandlianwala-Gojra-Jhang Road in Jhang District.	Do.	0·459	0·356	0·443	0·011	0·063	0·025
31.	Construction of Jhang-Sahiwal Road (miles 12/6—37).	Do.	1·310	0·800	..	0·004	..	0·021
32.	Construction of Jhang-Chiniot Road (50·6 miles).	Do.	3·248	1·006	0·165	0·100	0·600	0·200
33.	Construction of Jhang-Shorkot Road (miles 30·36).	Do.	1·966	0·834	0·042	0·603	0·250	0·100
34.	Construction of Chund-Lalian Road (mile 10/4—21) (1·2 miles).	Do.	0·809	0·646	0·009	0·008	0·200	0·200

35.	Construction of Gujar Khan-Pir Pallai Road (16.5 miles).	Do.	1.182	1.219	0.001	0.267	0.100	0.200
36.	Construction of Lower Topa Gulehrali-Ban Road (16 miles).	Do.	2.266	1.751	0.146	0.075	0.220	0.300
37.	Improvement of the Mall Road, Lahore.	Do.	3.597	3.216	0.222	0.240	0.027	0.060
38.	Construction of Mandi Baha-ud-Din-Rasul Road (8 miles).	Do.	0.526	0.880	0.434	0.002	0.262	0.450
39.	Construction of Chirah-Karror Road (10.17 miles).	Do.	1.902	1.434	0.241	0.143	0.200	0.300
40.	Construction of Dhanda Shah-Balawal Lawa Road (4 miles).	Do.	0.322	0.322	..	0.077	0.150	0.050
41.	Widening West Pakistan High-way from Lahore to Multan (213 miles).	Do.	12.188	2.565	0.051	0.835	2.900	2.631
42.	Road from Jassar to Ravi Bridge (3.25 miles). Construction of Kakei Bund and improvement to approach road to Jassar enclave.	Do.	2.112	2.100	0.050	0.200

19242

(Million Rupees.)

Serial No.	Name of the Scheme	Status of the scheme	Estimated cost	Second Plan Outlay	Expenditure in preceding years of the Plan			Provision for 1963-64	Foreign Exchange required for 1963-64			Expenditure in subsequent years	
					1st	2nd	3rd		Total	Foreign aid	Own resources	1964-65	After 2nd Plan
1	2	3	4	5	6	7	8	9	10	11	12	13	14
43.	Bridge over Jhelum River at Jhelum.	Approved	11.090	11.090	..	0.036	0.600	1.500
44.	Bridge over Ravi River at Lahore.	Do.	2.500	2.500	..	0.028	0.100	0.100
45.	Rewat-Kallar Road (16 miles).	Do.	1.137	1.137	0.002	0.096	0.300	0.300
	EASTERN REGION, BAHAWALPUR												
46.	Construction of Chowki-wala Taunsa Road in D.G. Khan District (mile 39—48).	Do.	0.905	0.102	0.010	0.034	0.037	0.020
47.	Metalling and surfacing road from east side of Stadium to Chowk of old Veterinary Hospital at Bahawalpur.	Do.	0.014	0.009	0.001

48. Construction of road from Bhukeki to Qabula and Boat Bridge over River at Bhukeki—

Approved

(i) Road (5.75 miles)	0.443	0.426	0.015	0.050
(ii) Bridges	0.715	0.466	0.054	0.148	0.125	0.215
49. Construction of Dera Din Panah-Rangpur Road (Section mile 0.—18).	Do.	0.875	0.141	0.060
50. Reconditioning Road from Lyallpur to Samundri via Dijkot. (26.37 miles).	Do.	1.047	0.076	0.020	0.020
51. Construction of overbridge at Lyallpur near Tariqabad.	Do.	0.600	..	0.002	0.010
52. Construction of Lyallpur to Khurrianwala Road.	Do.	1.016	0.102	0.010

Eastern Region, Bahawalpur

53. Construction of Bahawalpur to Suleimanki Road—

Mile 10/4 to 22/2

Mile 22/2 to 30

Mile 30 to 52

Mile 52 to 60

Mile 60 to 70

Mile 80 to 92

Mile 92 to 108

Do.

7.844

0.190

1.380

2.024

1.197

1.900

..

..

..

..

..

..

(Million Rupees.)

Serial No.	Name of the Scheme	Status of the scheme	Estimated cost	Second Plan Outlay	Expenditure in preceding years of the Plan			Provision for 1963-64	Foreign Exchange required for 1963-64			Expenditure in subsequent years	
					1st	2nd	3rd		Total	Foreign aid	Own resources	1964-65	After 2nd Plan
1	2	3	4	5	6	7	8	9	10	11	12	13	14
54.	Construction of road from mile 32 D. G. Khan Road to Taunsa Barrage in D.G. Khan District (7.5 miles).	Approved	0.552	0.255	0.256	0.016	..	0.050
55.	Metalling and surfacing road from Bahawalnagar to Fort Abbas (miles 18/3—64/6).	Do.	4.640	2.331	0.050	0.048	0.500	0.500	—
56.	Metalling and surfacing Shai Road mile (i) 94/2—110/2 (16 miles) and (ii) 57—62.	Do.	1.475	1.929	0.004	..	0.200	1.100
57.	Metalling and surfacing Khanpur-Chacharan Road (mile 5/2 to 20/2) (16 miles).	Do.	0.610	0.261	0.002	0.050	0.200	0.060
58.	Improving and metalling Jaranwala-Syedwala Road in Lyallpur District (16 miles).	Do.	1.160	0.260	0.010	0.001	0.030	0.050

59. Construction of Leiah-Garh Maharaja Road (miles 19—36).	Do.	0.911	0.082	0.044	0.001	0.050	0.020
60. Construction of Dera Din Panah-Rangpur Road (mile 19—40).	Do.	1.190	0.345	..	0.145	0.200	0.100
61. Construction of Bahawalpur Adam Whan Road (6.5 miles).	Do.	0.350	0.350	..	0.006	..	0.200
62. Allahabad-Khanbela Road (9.4 miles).	Do.	0.402	0.332	0.200	0.130
63. Construction of Diversion of Bahawalpur-Bhawalnagar Road (mile 23/1—23/4).	Do.	0.152	0.152	0.102	0.050
64. Metalling and surfacing road from Chistian to Haroonabad via Dheroowala (30.75 miles).	Do.	0.904	0.140	0.300
65. High level Bridge over River Sutlej including approach road from Bridge to Bahawalpur (investigation only).	Do.	9.141	0.028	0.010	0.100
66. Improving Link Road from Rahimyar Khan to West Pakistan Highway (5 miles).	Do.	0.358	0.357	..	0.256	0.010	0.100

(Million Rupees.)

Serial No.	Name of the Scheme	Status of the scheme	Estimated cost	Second Plan Outlay	Expenditure in preceding years of the Plan			Provisions for 1963-64	Foreign Exchange required for 1963-64			Expenditure in subsequent years	
					1st	2nd	3rd		Total	Foreign aid	Own resources	1964-65	After 2nd Plan
1	2	3	4	5	6	7	8	9	10	11	12	13	14
67.	Construction of high level bridge over River Ravi Chichawatni.	Approved	3.123	3.123	0.040	0.800
68.	Construction of bridge in mile 42 of M.A.P. Road on Pakistan Highway.	Do.	0.119	0.100	0.055
69.	Metalling and Tarring K h a n p u r-Baggobahar Road (12 miles).	Do.	1.200	1.013	0.323
70.	Metalling Sadiqabad-Manthar Road (12 miles).	Do.	0.847	0.831	0.381
71.	Constructing Lejah-Garh Maharaja Road (37.59 miles.)	Do.	1.542	0.048	0.004	0.037	..	0.050
SOUTHERN REGION, HYDERABAD													
72.	Approach Road to Kot Diji Road (3 miles.)	Do.	0.069	..	0.003	0.008	0.001	0.001

73.	Construction of road from Kot Lalu to Pir Wasan (4 miles).	Do.	0.240	..	0.224	..	0.005	0.030
74.	Providing stone rolling on Ranipur Sobhodoro Road (7 miles).	Do.	0.135	..	0.005	..	0.010	0.005
75.	Improvement of Ring Road round Mirpur khas (8 miles).	Do.	0.675	0.380	..	0.039	0.200	0.200
76.	Improvement of Sanghar-Sindhri Road (26 miles).	Do.	1.560	0.840	0.033	0.021	0.300	0.520
77.	Indus Highway Road—	Do.											
	(i) Improvement of Kotri-Sehwan Road (Lak) Manjhand Section.		3.589	}	}	}		
	(ii) Improvement of Pearo-Manjhand Road (25.5 miles).		5.891										
	(iii) Amri-Laki Road (8 miles.)		1.479				0.050	0.205	0.019	0.200	1.500
	(iv) Laki-Sehwan Road (13 miles).		1.882										
	(v) Dadu Sehwan Road (29 miles).		3.737										
	(vi) Dadu-K. N. Shah Road (Larkana Roads Division).		2.023										
	(vii) Dadu K. N. Shah Road (Dadu Roads Division, 27.5 miles).		0.900	}	}	}	0.600	2.186	0.205
78.	Improvement of Mirwah-Jamsabad Road (14.5 miles).	Do.	1.150				0.110	0.047	0.273	0.110	0.050

(Million Rupees)

Serial No.	Name of the Scheme	Status of the scheme	Estimated cost	Second Plan Outlay	Expenditure in preceding years of the Plan			Provision for 1963-64	Foreign Exchange required for 1963-64			Expenditure in subsequent year	
					1st	2nd	3rd		Total	Foreign aid	Own resources	1964-65	After 2nd Plan
1	2	3	4	5	6	7	8	9	10	11	12	13	14
79.	Improvement of Kambar-Drig Road (10 miles).	Approved	0.718	..	0.018	..	0.105	0.200
80.	Improvement and metal-ling of Mirpur Khas-Umer Kot Road (57.39 miles).	Do.	4.680	2.802	0.050	0.614	0.300	0.100
81.	Improvement of Kambar-Shahdadt Road (17.15 miles).	Do.	0.943 1.590	0.300	0.007	0.011	0.140	0.504
82.	Improvement of Tando Allayar-Tando Ghulam Ali via Ghulam Legahri Road (29 miles).	Do.	1.444 3.500	0.990	..	0.232	0.075	0.375
83.	Improvement of Tando Allahyar Tando Ghulam Ali via Helani Mehrabpur Road (6.4 miles.)	Do.	0.325 0.523	0.170	0.050	0.050
84.	Preliminary survey and levelling roads in Southern Zone.	Do.	0.030	..	0.035	0.004	0.020	0.050

85.	Ghotki-Khanpur Road <i>via</i> Adalpur Road -v (14.24 miles).	Do.	<u>0.739</u> 1.600	..	0.079	0.095	0.147	0.050
86.	Jamsabad-Smro Ripri Road (10 miles).	Do.	0.695	..	0.005	0.031	0.030	0.015
87.	Improvement of Kadero to Nowshero <i>via</i> Darbelo-Tharushah Road.	Do.	0.913	0.021	0.025	0.030
88.	Jacobabad-Dodapur Road (26 miles).	Do.	<u>1.399</u> 3.900	..	0.005	0.125	0.200	0.004
89.	Larkana-Mirokhan Road (17 miles).	Do.	<u>1.131</u> 2.102	0.580	0.023	..	0.220	0.525
90.	Link road from National Highway to Habib Kot Junction (1.75 miles).	Do.	0.116	..	0.004	0.028	0.020	0.175
91.	Improvement to Sanghar-Khipro Road (22.75 miles).	Do.	2.430	0.155	0.300	0.400	✓
92.	Development of roads in desert area of Nawab Shah and Sanghar District (23 miles Katcha).	Do.	3.900	0.500	0.500

26.412

(Million Rupees.)

Serial No.	Name of the Scheme	Status of the scheme	Estimated cost	Second Plan Outlay	Expenditure in preceding years of the plan			Provision for 1963-64	Foreign Exchange required for 1963-64			Expenditure in subsequent years	
					1st	2nd	3rd		Total	Foreign aid	Own resources	1964-65	After 2nd Plan
1	2	3	4	5	6	7	8	9	10	11	12	13	14
93.	Thatta-Sujawal Bridge ..	Approved	46.360	19.240	2.050	4.000	0.400	..	0.400
94.	Improvement of Larkana Naudero Road.	Do.	1.677	0.400	0.550
95.	Reconditioning of West Pakistan Federal Highway (mile 253 to 253/67).	Do.	0.177	0.060
96.	Chur-Kunri Road (9 miles)	Do.	0.900	0.640	0.250
97.	Nawab Shah 60th mile Nasrat Road (10.4 miles).	Do.	0.771	0.681	0.011	0.003	..	0.076
98.	Stone Soling Sobedaro-Sami Road (6 miles).	Do.	0.170	0.009	0.010
99.	Ring Road Round Hyderabad—	Do.											
	(i) Kotri Bridge to T.M. Khan.	Do.	1.830	0.430	0.112	0.048	..	0.150
	(ii) T.M. Khan to M.P.S. Road.												
	(iii) M. P. S. Road to Halam Road.												
	(iv) Link Road to Kotri Bridge.												
	(v) Link Road Railway under bridge.												
	(vi) Link from present by pass to Hala.												
	(vii) Link to L.S. Barrage.												

Western Region Quetta

100.	High level bridge over Malir River at Karachi.	Do.	5.000	5.000	..	0.021	0.850	3.000
101.	Improvement (construction) of National Highway from Karachi to Airport.	Do.	2.100	2.300	..	0.965	0.405	0.900	0.026	..	0.026
102.	Improvement of Mangopir Road, Karachi.	Do.	0.727	1.000	0.021	0.100
103.	Construction of Karachi-Kalat-Quetta Road—												
	(i) Hab Chowki to Khuzdar (235 miles).	Do.	15.200	9.780	2.581	0.433	1.500	1.500
	(ii) Kalat Lakpass (Quetta) (72 miles).	Do.	5.898	3.230	1.098	0.971	0.330	0.237
104.	Pringabad Mastung Road to Quetta-Nushki (3.5 miles).	Do.	0.290	0.251	0.068	0.070	0.031	0.085
105.	Improvement of Quetta-Fort Sandeman Road (245 miles).	Do.	18.700	7.940	0.200	0.512	0.020	0.450
106.	Reconditioning of bad miles between Sibi and Jacobabad (13 miles).	Do.	0.560	0.493	0.036	0.137	0.069	0.257
107.	Coastal Roads (survey only).	Do.	0.297	0.297	..	0.023	0.097	0.177
108.	Improvement of roads in Dera Bugti Area—												
	(i) Dera Bugti-Seti Road (45 miles).	Do.	0.360	1.650	..	0.002	0.500	0.800
	(ii) Dera Bugti-Kohan Road (22 miles).	Do.	0.393										
	(iii) Temple-Dera Sui Road (45 miles).	Do.	0.837										

(Million Rupees.)

(Million Rupees.)

Serial No.	Name of the Scheme	Status of the scheme	Estimated cost	Second Plan Outlay	Expenditure in preceding years of the Plan			Provision for 1963-64	Foreign Exchange required for 1963-64			Expenditure in subsequent years			
					1st	2nd	3rd		Total	Foreign aid	Own resources	1964-65	After 2nd Plan		
1	2	3	4	5	6	7	8	9	10	11	12	13	14		
110.	Improvement of Quetta-Urak Road including link to Hanna Lake (8 miles).	Approved	0.378	0.337	0.300	0.332		
111.	Trial Boring at the site of High level bridge on Hub River on Karachi Kalat-Quetta Road (in mile 14).	Do.	0.055	0.055	0.025		
112.	Construction of roads in for Range Degari Coal fields.	Do.	6.336	3.000	1.200		
113.	Extension of Road Research Laboratory, Lahore.	Do.	4.900	2.500	0.100	0.800		
					Total Other Roads (On-Going)			41.376	0.426	..	0.426
Other Roads New Schemes															
Schemes Adjusted against the ceiling limit of Rs. 25 crores.															
1.	Detailed feasibility surveys of certain roads and Bridge projects in West Pakistan.	Do.	8.950	2.600		

2.	Boat Bridge with launches on the Indus River at Sehwan.	Pending with P.D.W.P.	3.000					1.000					
3.	Minor Works	Approved						0.700					
4.	Training of river near Idozai Bridge.	Do.	0.355	0.355				0.355					
5.	Construction of high level bridge over Tere Toi on Jatta-Shakardara Road in Kohat Division.	Do.	0.400	0.400				0.200					
6.	Reconditioning Raiwind-Lulliani Road (10.72 miles).	Do.	0.595	0.595				0.200					
7.	Reconditioning of Sheikhpura-Shahkot road in Sheikhpura District (35.5 miles).	Do.	3.579	3.500				0.800	0.010		0.010		
8.	Construction of an over bridge at Military siding near double phattak Multan on Delhi—Multan road.	Do.	1.390	1.390				0.600					
9.	Construction of link road from Garh Maharaja via Sultan Bahu to Khushab Muzaffargarh road mile 117/5 and from Ahmadpur Sial 1.55 mile to M.R.N. Road 127/7 (6.51 miles).	Do.	0.655	0.655				0.400	0.040		0.040		
10.	Construction of Taxila Bypass road (2.5 miles).	Do.	0.291	0.291				0.291	0.030		0.030		
11.	Construction of link road from mile 17/3 Kalabagh Shakardara road to Tibbasar Rest House (1.52 miles).	Do.	0.229	0.184				0.150	0.020		0.020		

(Million Rupees.)

Serial No.	Name of the Scheme	Status of the scheme	Estimated cost	Second Plan Outlay	Expenditure in preceding years of the Plan			Provision for 1963-64	Foreign Exchange required for 1963-64			Expenditure in subsequent years	
					1st	2nd	3rd		Total	Foreign aid	Own resources	1964-65	After 2nd Plan
1	2	3	4	5	6	7	8	9	10	11	12	13	14
12.	Construction of link road from mile 23/5 to Kalabagh Shakardara road to Tola Bhazi Khail (1.08 miles).	Approved	0.170	0.131	0.050
13.	Construction of road from Sadiqabad to Bhong (8 miles).	Do.	..	0.430	0.300
14.	Construction of road from Jamaludin Wali to Bangla Inchha (4 miles).	Approved by P.D.W.P.	0.400	0.400	0.100
15.	Construction of Bypass Road at Allahabad (1.50 miles).	Approved	0.170	0.170	0.100
Karachi Area													
16.	Widening Jail-Sewan Road (Country Club Road).	Pending with P.D.W.P.	0.214	0.214	0.214
17.	Widening Karachi-Korangi Road (7.5 miles).	Do.	0.425	0.425	0.186
18.	Widening Karachi-Hub River Road (1 mile).	Do.	0.650	0.400	0.200

19.	Constructing a metalled road from mile 2 of Rahim Yar Khan link road to diversion of Adamsahaba distry. in Rahim Yar Khan District (3 miles).	Unapproved	0.300	0.300	0.300
20.	Constructing road from Ahmedpur-East to Kotla Musa Khan Bahawalpur District (110 miles).	Do.	1.200	1.200	0.300
21.	Constructing road from Mubarikpur to Kotla Khairpur via Dha Panjnad in Bahawalpur District (30 miles).	Do.	3.600	3.600	0.200
22.	Constructing road Yazman Mandi to Kud Wala in Bahawalpur District (10 miles).	Do.	1.200	1.200	0.300
23.	Constructing Metalled road from Chanigoth to mile 12 of K. L. P. road in Bahawalpur District (72.5 miles).	Do.	0.860	0.860	0.200
24.	Constructing a link road from Nurpur Nauranga to Mubarikpur in Bahawalpur District (5 miles).	Do.	0.600	0.600	0.300
25.	Constructing of metalled road from Ahmedpur East to Yazman via Head Rajkan in Bahawalpur District (30 miles).	Do.	3.600	3.600	0.200
26.	Constructing metalled road from Khanpur to Nawan Kot in Rahimyar Khan District (12 miles).	Do.	1.370	1.370	0.200

(Million Rupees.)

Serial No.	Name of the Scheme	Status of the scheme	Estimated cost	Second Plan Outlay	Expenditure in preceding years of the Plan			Foreign Exchange required for 1963-64			Expenditure in subsequent years		
					1st	2nd	3rd	Provision for 1963-64	Total	Foreign aid	Own resources	1964-65	After 2nd Plan
1	2	3	4	5	6	7	8	9	10	11	12	13	14
27.	Constructing a metalled road from Liaquatpur to Khanpur (38 miles).	Unapproved	3.400	3.450	0.500
28.	Constructing metalled road from Aminabad to Pacca Laran in Rahim Yar Khan District (6 miles).	Do.	0.500	0.500	0.200
29.	Constructing a metalled road from Valana to Dauwala (14 miles).	Do.	1.400	1.400	0.200
30.	Constructing metalled road from Allabad to Janpur in Rahimyar Khan District (6 miles).	Do.	0.500	0.500	0.200
31.	Constructing a metalled road from Rahimyar Khan to Gulmorg (4.25 miles).	Do.	0.500	0.500	0.200
32.	Constructing a metalled road from Bahawalnagar to Mandi Sadiq Gunj (30 miles).	Do.	3.600	3.600	0.300
33.	Constructing a metalled road from Mandi Sadiq Gunj to Sulemanki (21 miles).	Do.	2.400	2.400	0.300

34.	Constructing a metalled road from Fort Abbas to Yazman Section Fort Abbas to Mansoor (40 miles).	Do.	4.800	4.800	0.300
35.	Constructing a metalled road from Minchinabad to Dhakwala Pattan in Bahawalnagar District (8 miles).	Do.	0.960	0.960	0.200
36.	Constructing a metalled road from Chishtian to Haroonabad via Qaziwala in Bahawalnagar District (130 miles).	Do.	3.600	3.600	0.300
37.	Constructing a metalled road from Chishtian to Mehta Jehda in Bahawalnagar District (10 miles).	Do.	1.200	1.200	0.200
38.	Road Research Laboratory	Approved	2.370	0.450
Total Other Roads New Schemes.							13.796	0.100	..	0.100
Total—Other Roads							55.172	0.526	..	0.526

Roads in Frontier Region

(On-going)

1.	Construction of 1-1/2 mile road Mallagori Landikotal to Kambela Khawar for Development of Marble Industry.	Approved	0.237	0.237	0.070	0.167
----	--	----------	-------	-------	----	----	-------	-------	----	----	----	----

(Million Rupees.)

Serial No.	Name of the Scheme	Status of the scheme	Estimated cost	Second Plan Outlay	Expenditure in preceding years of the Plan			Provision for 1963-64	Foreign Exchange required for 1963-64			Expenditure in subsequent years	
					1st	2nd	3rd		Total	Foreign aid	Own resources	1964-65	After 2nd Plan
1	2	3	4	5	6	7	8	9	10	11	12	13	14
<i>Agricultural Development Corporation and Allied Programmes</i>													
<i>On-going Schemes</i>													
1.	Mirpur Bathoro-Khorwah-Talhar Road (37 miles).	Approved	4.000
2.	Matli-Talhar-Badin Road (32 miles).	Do.	5.256	1.530
3.	Mirpur Sakro-Ghulamullah P. Patho Road.	Do.	0.962
4.	Sujawal-Jati Road (3 miles)	Do.	0.200
5.	Sujawal Badin Road (48 miles).	Do.	4.800	2.460	9.782
6.	Reconstructing Hyderabad Tando Muhammad Khan including Jhok Extension.	Do.	3.187
7.	Bulri-Khorwah Road ..	Do.	0.320
8.	Tando Muhammad Khan Khorwah Road (27 miles).	Do.	2.907

9.	Khorwah-Tari Road	.. Approved	0.460
10.	Dhandi-Jalani-Mullah Katiar Road (8 miles).	Do.	0.950
11.	Thatta-Ghulamullah Road (10 miles).	Do.	1.000	6.900
12.	Reconstructing Jhok Suwal.	Do.	2.292
13.	Jati-Landiani Road (14 miles).	Do.	1.540
14.	Gularchi-Ahmad Rajo Road.	Do.	2.000
15.	Improvement to Mullah Katiar Dhan Road.	Do.	0.800
16.	Metalling Dhani-Jalani Road.	Do.	0.680
17.	Metalling Bulri-Khorwah Road.	Do.	0.810
18.	Ahmad Rajo-Khorwah Road.	Do.	1.010
19.	New Tools and Plant for Ghulam Muhammad Barrage Roads.	Do.	2.914
			Total Ghulam Muhammad Barrage Roads (On-going).					6.900

New Schemes

1.	Improvement to Badin Nindo Sardar Road (Hard Crust 14.5 miles).	Approved	1.107
2.	Improvement to Nindo Drain Road (14 miles).	Do.	0.931

(Million Rupees.)

Serial No.	Name of the Scheme	Status of the scheme	Estimated cost	Second Plan Outlay	Expenditure in preceding years of the Plan			Provision for 1963-64	Foreign Exchange required for 1963-64			Expenditure in subsequent years	
					1st	2nd	3rd		Total	Foreign aid	Own resources	1964-65	After 2nd Plan
1	2	3	4	5	6	7	8	9	10	11	12	13	14
3.	Converting non-inspection path into Katcha roads in Ghulam Muhammad Barrage Project.	Approved	2.283	3.100
4.	Improvement to Badin Nindo Sardar Road.	Do.	0.864
5.	Construction of Nindo Drain Road.	Do.	1.325
6.	Widening of 21 miles of Hyderabad Tando Muhammad Khan Road and raising and improving 50 miles of Tando Muhammad Khan-Sujawal Road.	Do.	8.028
Total (New Schemes)					3.100
Total (Ghulam Muhammad Barrage Roads.)					10.000
Guddu Barrage Roads, (On-going).					2.000
Total (Communications).					79.713	0.526	..	0.526

PAKISTAN WESTERN RAILWAY

On-going Schemes

1. Rolling Stock ..	Approved	433.081	459.000	65.041	123.095	117.238	91.926	68.776	68.776
2. Replacement and provision of Plant and Machinery.	Do.	14.350	18.100	1.588	2.966	8.485	3.907	3.599	3.599
3. Rehabilitation of Bridges	Do.	48.252	55.700	13.217	6.082	7.535	6.666	2.127	2.127
4. Track Renewals ..	Do.	141.450	185.600	26.787	69.831	54.051	59.593	33.058	33.058

Engineering and Structural Works.

5. Removing Traffic Bottleneck by Improved Signalling and line capacity.	Do.	53.200	170.600	2.633	25.157	53.518	50.000	16.018	16.018
6. Rehabilitation and Expansion of Workshops.	Do.	11.580									
7. Back Shop ..	Do.	12.140									
8. Other Structural Works ..	Do.	70.089									
9. Sukkur Division ..	Do.	3.128									

New Constructions

1. Karachi Circular Railway	Do.	36.852	33.900	3.614	12.050	38.349	4.300	2.900	2.900
		Total (On-going)									
		216.392 126.478 126.478									

New Schemes

1. Rolling Stock ..	Approved	86.026	0.003
2. Rehabilitation of Track (100 miles).	Do.	44.470	0.020

(Million Rupees.)

Serial No.	Name of the Scheme	Status of the scheme	Estimated cost	Second Plan Outlay	Expenditure in preceding years of the Plan			Provision for 1963-64	Foreign Exchange required for 1963-64			Expenditure in subsequent years	
					1st	2nd	3rd		Total	Foreign aid	Own resources	1964-65	After 2nd Plan
1	2	3	4	5	6	7	8	9	10	11	12	13	14
3. New Constructions—													
	(i) Kot Adu-D.G. Khan Railway Construction.	Approved	73.786	35.300	0.200
	(ii) Conversion of Hyderabad-Mirpur Khas Rly.	Do.	25.000	15.000	0.200
	(iii) Acquisition of land for construction of a spur to Islamabad.	Do.	1.500	0.220
Total (New Schemes)							..	0.643		
TOTAL (RAILWAYS)								217.035	126.478	126.478	..		

342-714

HOUSING AND SETTLEMENTS

(Million Rupees.)

Sl. No.	Name of the Scheme	Status of the scheme	Estimated cost	Second Plan Outlay	Expenditure in preceding years of the Plan			Provision for 1963-64	Foreign Exchange required for 1963-64			Expenditure in subsequent years	
					1st	2nd	3rd		Total	Foreign aid	Own resources	1964-65	After 2nd Plan
1	2	3	4	5	6	7	8	9	10	11	12	13	14
I—Basic Development													
<i>On-going Schemes</i>													
1. Master Plans—													
(a)	Master Plan for	Approved	0·950	9·000	0·351	0·182	0·450	0·157
(b)	Master Plan for		0·650		0·123	0·088		0·088
(c)	Master Plan for		0·650		0·109	0·080		0·096
(d)	Master Plan for		0·550		0·155	0·089		0·088
2.	Master Plan Section for Town Planner's Office.	Do.	0·500	0·400	0·013	0·071	0·115	0·115
3.	Carrying out of test of material in Buildings Research Laboratory.	Unapproved	0·040	..	0·011	0·018	

(Million Rupees)

Sl. No.	Name of the Scheme	Status of the scheme	Estimated cost	Second Plan Outlay	Expenditure in preceding years of the Plan			Provision for 1963-64	Foreign Exchange required for 1963-64			Expenditure in subsequent years	
					1st	2nd	3rd		Total	Foreign aid	Own resources	1964-65	After 2nd Plan
1	2	3	4	5	6	7	8	9	10	11	12	13	14
4.	West Pakistan Housing and Settlement Agency.	Unapproved	0.122
5.	Consultant to West Pakistan Housing and Settlement Agency (Doxiadis Associates).	Do.	0.658
Total On-going							..	1.324		
<i>New Schemes</i>													
1.	Creation of posts of counter-part team for Consultant to West Pakistan Housing and Settlement Agency.	Do.	0.031
2.	Ghora Daka and Khanspur Township Scheme.	Approved	1.740	1.000
3.	Changa Gali Township Scheme.	Do.	0.955	0.500
4.	Development of Khara Gali Township Scheme.	Do.	0.668	0.500
Total (New)							..	2.031		
Total (Basic Development)							..	3.355		

II—Refugee Housing

(a) On-going Schemes

1. Peoples Colony, Lyallpur	Do.	5·200	0·820	0·048	0·155
2. Jhang Satellite Town Scheme, Jhang.	Do.	2·239	0·430	0·058	0·011	0·081	0·043
3. Bahawalpur Satellite Town Scheme.	Do.	2·471	1·700	1·166	0·332	0·150	0·200
4. Construction of 4,000 one-roomed quarters by converting category plots in Satellite Town Scheme, Shah Latifabad and development of 180 acres of land contiguous to Shah Latifabad Satellite Town Scheme.	Do.	10·232	6·000	2·435	2·106	1·000	0·500
5. Satellite Town Scheme, Shah Latifabad.	Do.	18·221	6·000	1·304	1·180	0·961	1·000
6. Construction of "D" Type Colony at Multan.	Do.	1·007	0·150	0·137	..	0·003	0·073
7. Construction of "D" Type Colony at Lyallpur.	Do.	8·157	3·700	..	0·030	0·060	0·100
8. "C" Type Colony No. 1, Lyallpur.	Do.	1·710	0·920	0·050	0·200
9. Gujranwala Satellite Town.	Do.	2·969	0·140	..	0·095	0·030	0·019

(Million Rupees.)

Sl. No.	Name of the Scheme	Status of the scheme	Estimated cost	Second Plan Outlay	Expenditure in preceding years of the Plan			Provision for 1963-64	Foreign Exchange required for 1963-64			Expenditure in subsequent years	
					1st	2nd	3rd		Total	Foreign aid	Own resources	1964-65	After 2nd Plan
1	2	3	4	5	5	6	6	9	10	11	12	13	14
10.	Gujranwala Scheme. Extension	Approved	1.469	1.000	0.174	0.180
11.	Rawalpindi Satellite Town Scheme, including of payment of compensation.	Do.	8.304	0.670	..	0.364	0.350	3.000
12.	Construction of "D" Type Colony, Gujranwala.	Do.	0.409	0.200	..	0.007	0.040	0.081
13.	Satellite Town Scheme, Mirpurkhas.	Do.	1.900	1.200	0.516	0.047	0.138	0.331
14.	Cattle Fair Ground Scheme, Lyallpur.	Do.	2.546	1.180	0.064	0.003	..	0.183
15.	Survey of New Satellite Town Scheme in West Pakistan.	Do.	..	0.010	0.100	0.100
16.	Lahore Township Scheme	Do.	79.286	30.000	2.000	6.500	1.672	1.672
17.	Ghulam Muhammad Colony, Lyallpur.	Do.	4.131	0.090	0.251	0.010
18.	Peoples Colony Extension Scheme, Lyallpur.	Do.	4.558	0.550	0.025
Total On-going								12.700	1.672	1.672	..		

New Schemes

1. Satellite Town, Hyderabad	Un-approved.	23.000	0.050
2. Satellite Town, Jacobabad	Do.	1.500	0.050
3. Satellite Town, Sukkur ..	Do.	6.000	0.050
4. Satellite Town, Khanpur	Do.	2.100	0.050
5. Satellite Town, Quetta ..	Do.	6.850	0.050
Total (New) ..							0.250
Total (Refugee Housing) ..							12.950	1.672	1.672

III—Rural Water Supply Schemes

On-going Schemes

1. Munara Water Supply, District Jhelum.	Approved	1.118	1.150	..	0.972	0.100	0.400
2. Water Supply at Village Billawal.	Do.	0.685	0.690	..	0.658	0.161	0.100
3. Improvement to the existing drinking water supply in Sarai Miranshah.	Do.	0.158	0.160	0.015	0.055	0.071	0.017
4. Preparation of Master Plan for Rural Water Supply Scheme.	Do.	*0.323	0.250	0.030	0.177	0.009	0.150	0.050	..	0.050

*Scheme under revision.

(Million Rupees.)

Sl. No.	Name of the Scheme	Status of the scheme	Estimated cost	Second Plan Outlay	Expenditure in preceding years of the plan			Provision for 1963-64	Foreign Exchange required for 1963-64			Expenditure in subsequent years	
					1st	2nd	3rd		Total	Foreign aid	Own resources	1964-65	Aft 2nd Plan
1	2	3	4	5	6	7	8	9	10	11	12	13	14
5.	Water Supply Scheme at Lulliani (Phase II).	Approved	0.407	0.410	..	0.314	0.096	0.032
6.	Water Supply Scheme at Qazi Ahmad (Phase II).	Do.	0.186	0.190	..	0.011	0.099	0.070
7.	Water Supply Scheme at Tando Jam (Phase II).	Do.	0.274	0.280	..	0.137	0.111	0.005
8.	Water Supply Scheme at Uch Sharif (Phase II).	Do.	0.284	0.290	..	0.147	0.112	0.005
9.	Water Supply Scheme at Tando Muhammad Khan.	Do.	0.661	0.661	..	0.202	0.151	0.200
10.	Water Supply Scheme at Mirpur Sakro.	Do.	0.211	0.211	..	0.051	0.146	0.015
11.	Water Supply Scheme at Jamesabad.	Do.	0.560	0.630	..	0.231	0.275	0.054
12.	Water Supply Scheme at Ratodero.	Do.	0.406	0.390	..	0.115	0.156	0.040

13.	Water Supply Scheme at Sehr Sultan.	Do.	0.193	0.140	..	0.065	0.128	0.007
14.	Water Supply Scheme at Tajori.	Do.	0.260	0.260	..	0.081	0.075	0.161
15.	Water Supply Scheme at Peroa.	Do.	0.372	0.370	..	0.136	0.235	0.042
16.	Water Supply Scheme at Lawa.	Do.	0.407	0.390	..	0.147	0.230	0.031
17.	Water Supply Scheme at Lala Musa.	Do.	0.767	0.820	..	0.306	0.360	0.101
18.	Water Supply Scheme at Qazian.	Do.	0.170	0.180	..	0.067	0.018	0.085
19.	Water Supply Scheme at Naryab.	Do.	0.172	0.061	0.065	0.044
20.	Construction of Drinking Water Tanks in Ghulam Muhammad Barrage Area.	Do.	5.000	18.500	0.838	0.720	0.550	0.500
21.	Sanikhel Drinking Water Supply Scheme in Kohat.	Do.	0.177	0.140	0.038
22.	Water Supply Scheme Anga, District Sargodha.	Do.	0.208	0.075	0.111	0.062	0.062
23.	Water Supply Scheme Pir Mahal, District Lyallpur.	Do.	0.367	0.100	0.150	0.006	0.006

(Million Rupees)

Sl. No.	Name of the Scheme	Status of the scheme	Estimated cost	Second Plan Outlay	Expenditure in preceding years of the Plan			Provision for 1963-64	Foreign Exchange required for 1963-64			Expenditure in subsequent years	
					1st	2nd	3rd		Total	Foreign aid	Own resources	1964-65	After 2nd Plan
1	2	3	4	5	6	7	8	9	10	11	12	13	14
24.	Water Supply Scheme at Rohri, District Sukkur.	Approved	0.595	0.100	0.200	0.095	0.095
25.	Water Supply Scheme Shahdadkot, District Larkana.	Do.	0.448	0.100	0.168	0.107	0.107
26.	Water Supply Scheme at Jatoi, District Muzaffargarh.	Do.	0.219	0.050	0.074	0.046	0.046
27.	Water Supply Scheme at Adamwali, District Rahimyarkhan.	Do.	0.111	0.025	0.037	0.022	0.022
28.	Water Supply Scheme, Umarkot, District Tharparkar.	Do.	0.220	0.066	0.090	0.059	0.059
Total (On-going)								2.927	0.447	0.397	0.050		

New Schemes

1.	Water Supply Scheme at Khichiwala, District Bahawalnagar.	Do.	0.215	0.090	0.023	0.023
2.	Water Supply Scheme at Chak No. 6, Gujiani, District Bahawalnagar.	Do.	0.178	0.060	0.027	0.027
3.	Water Supply Scheme at Chak No. 173/P, District Rahimyar Khan.	Do.	0.149	0.050	0.018	0.018
4.	Water Supply Scheme at Chak Jhumra, District Lyallpur.	Do.	0.907	0.319	0.097	0.097
5.	Water Supply Scheme at Yatimwali, District Bahawalnagar.	Do.	0.174	0.058	0.026	0.026
6.	Water Supply Scheme at Chak No. 118, District Rahimyar Khan.	Do.	0.153	0.050	0.020	0.020
7.	Water Supply Scheme at Khipro, District Sanghar.	Do.	0.333	0.150	0.034	0.034
8.	Water Supply Scheme at Giskara, District Mckran.	Do.	0.039	0.013	0.003	0.003
9.	Water Supply Scheme at Kirdgap, District Kalat.	Do.	0.081	0.027	0.011	0.011
10.	Water Supply Scheme at Naushero Feroze, District Nawabshah.	Do.	0.160	0.070	0.041	0.041
11.	Water Supply Scheme at Faizgunj, District Khairpur.	Do.	0.180	0.060	0.038	0.038

(Million Rupees)

Sl. No.	Name of the Scheme	Status of the scheme	Estimated cost	Second Plan Outlay	Expenditure in preceding years of the Plan			Provision for 1963-64	Foreign Exchange required for 1963-64			Expenditure in subsequent years	
					1st	2nd	3rd		Total	Foreign aid	Own resources	1964-65	After 2nd Plan
1	2	3	4	5	6	7	8	9	10	11	12	13	14
12.	Water Supply Scheme at Halani, District Nawabshah.	Approved	0.170	0.059	0.031	0.031
13.	Water Supply Scheme at Kot Dijji, District Khairpur.	Do.	0.190	0.060	0.040	0.040
14.	Water Supply Scheme at Theri, District Khairpur.	Do.	0.130	0.045	0.030	0.030
15.	Water Supply Scheme at Pano Akil, District Sukkur.	Do.	0.192	0.067	0.046	0.046
16.	Water Supply Scheme at Budah, District Larkana.	Do.	0.420	0.160	0.098	0.098
17.	Water Supply Scheme at Wadh, District Kalat.	Do.	0.100	0.033	0.014	0.014
18.	Water Supply Scheme at Kot Naina, District Sialkot.	Do.	0.121	0.042	0.024	0.024
19.	Water Supply Scheme at Sodhran, District Gujranwala.	Do.	0.186	0.078	0.041	0.041

20.	Water Supply Scheme at Koth-Lehi, District Lahore.	Do.	0.133	0.050	0.030	0.030
21.	Water Supply Scheme at Rehanwala, District Sheikhpura.	Do.	0.078	0.027	0.013	0.013
22.	Water Supply Scheme at Uggoki, District Sialkot.	Do.	0.120	0.042	0.026	0.026
23.	Water Supply Scheme at Chauharkana, District Sheikhpura.	Do.	0.259	0.068	0.006	0.006
24.	Water Supply Scheme at Diplo, District Tharparkar.	Do.	0.150	0.052	0.039	0.039
25.	Water Supply Scheme at Shahdadpur District Sanghar.	Do.	0.632	0.250	0.141	0.141
26.	Water Supply Scheme at Nagarparkar District Tharparkar.	Do.	0.110	0.040	0.016	0.016
27.	Water Supply Scheme at Mirpur Bathoro, District Thatta.	Do.	0.145	0.051	0.032	0.032
28.	Water Supply Scheme at Chachro, District Tharparkar.	Do.	0.180	0.060	0.037	0.037
29.	Water Supply Scheme at Jatti, District Thatta.	Do.	0.118	0.041	0.022	0.022
30.	Water Supply Scheme at Ver, District Thatta.	Do.	0.100	0.036	0.021	0.021
31.	Water Supply Scheme at Mithankot, District D. G. Khan.	Do.	0.184	0.055	0.038	0.038

(Million Rupees)

Sl. No.	Name of the Scheme	Status of the scheme	Estimated cost	Second Plan Outlay	Expenditure in preceding years of the Plan			Foreign Exchange required for 1963-64				Expenditure in subsequent years	
					1st	2nd	3rd	Provision for 1963-64	Total	Foreign aid	Own resources	1964-65	After 2nd Plan
1	2	3	4	5	6	7	8	9	10	11	12	13	14
32.	Water Supply Scheme at Rajan, District D. G. Khan.	Approved	0.146	0.050	0.033	0.033
33.	Water Supply Scheme at Boyall Gunj, District Montgomery.	Do.	0.134	0.046	0.028	0.028
34.	Water Supply Scheme at Chak 45/12-L, District Montgomery.	Do.	0.124	0.042	0.023	0.023
35.	Water Supply Scheme at Kasowal, District Montgomery.	Do.	0.127	0.043	0.024	0.024
36.	Water Supply Scheme at Khairpur Saddat, District Muzaffargarh.	Do.	0.145	0.094	0.033	0.033
37.	Water Supply Scheme at Chak 15-S/R, District Multan.	Do.	0.111	0.034	0.025	0.025
38.	Water Supply Scheme at Chak No. 105/5-L, District Multan.	Do.	0.100	0.034	0.016	0.016
39.	Water Supply Scheme at Mubarakpur District Bahawalpur.	Do.	0.135	0.048	0.032	0.032

40.	Water Supply Scheme at Chanigoth, District Bahawalnagar.	Do.	0.172	0.060	0.037	0.037
41.	Water Supply Scheme at Sanjarpur, District Rahimyar Khan.	Do.	0.120	0.042	0.026	0.026
42.	Water Supply Scheme at Sher Farid, District Bahawalpur.	Do.	0.145	0.056	0.038	0.038
43.	Water Supply Scheme at Ghari Khario, District Jacobabad.	Do.	0.260	0.079	0.058	0.058
44.	Water Supply Scheme at Thull, District Jacobabad.	Do.	0.262	0.090	0.059	0.059
45.	Water Supply Scheme at Kashmore, District Jacobabad.	Do.	0.242	0.083	0.059	0.059
46.	Water Supply Scheme at Dhadar, District Kalat.	Do.	0.146	0.094	0.024	0.024
47.	Water Supply Scheme at Ladghast, District Khاران.	Do.	0.016	0.010	0.003	0.003
48.	Water Supply Scheme at Ubaro, District Sukkur.	Do.	0.262	0.090	0.062	0.062
49.	Water Supply Scheme at Kandiaro, District Nawabshah.	Do.	0.180	0.068	0.034	0.034
50.	Water Supply Scheme at Maro, District Nawabshah.	Do.	0.465	0.176	0.095	0.095
51.	Water Supply Scheme at Matli, District Hyderabad.	Do.	0.355	0.100	0.061	0.061
52.	Water Supply Scheme at Hala, District Hyderabad.	Do.	0.402	0.154	0.090	0.090

(Million Rupees.)

Sl. No.	Name of the Scheme	Status of the scheme	Estimated cost	Second Plan Outlay	Expenditure in preceding years of the Plan			Provision for 1963-64	Foreign Exchange required for 1963-64			Expenditure in subsequent years	
					1st	2nd	3rd		Total	Foreign aid	Own resources	1964-65	After 2nd Plan
1	2	3	4	5	6	7	8	9	10	11	12	13	14
53.	Water Supply Scheme at Bulri, District Hyderabad.	Approved	0.075	0.031	0.015	0.015
54.	Water Supply Scheme at Tando Bago, District Hyderabad.	Do.	0.165	0.057	0.035	0.035
55.	Water Supply Scheme at Thana Bula Khan, District Dadu.	Do.	0.135	0.055	0.033	0.033
56.	Water Supply Scheme at Khairpur Nathan Shah, District Dadu.	Do.	0.244	0.095	0.061	0.061
57.	Water Supply Scheme at Manga, District Mardan.	Do.	0.121	0.046	0.023	0.023
58.	Water Supply Scheme at Maro Khan, District Larkana.	Do.	0.262	0.100	0.060	0.060
59.	Drinking Water Supply Scheme in Gandaf in merged area of Mardan.	Do.	0.050	0.030
60.	Water Supply Scheme at Panjgur, District Mekran.	Un-approved	0.163	0.080	0.033	0.033

61.	Water Supply Scheme at Chilianwala, District Gujrat.	Do.	0.189	0.094	0.038	0.038
62.	Water Supply Scheme at Khanpur, District Hazara.	Do.	0.168	0.084	0.034	0.034
63.	Water Supply Scheme at Farooqa, District Sargodha.	Do.	0.159	0.080	0.032	0.032
64.	Water Supply Scheme at Phagwari, District Rawalpindi.	Do.	0.200	0.100	0.040	0.040
65.	Water Supply Scheme at Shahbaz Khail, District Dera Ismail Khan.	Do.	0.200	0.100	0.040	0.040
67.	Water Supply Scheme at Pishin, District Quetta.	Do.	0.200	0.100	0.040	0.040
68.	Water Supply Scheme at Mattani, District Peshawar.	Do.	0.200	0.100	0.040	0.040
69.	Water Supply Scheme at Nowshera, District Sargodha.	Do.	0.050	0.040	0.020	0.020
70.	Water Supply Schemes at Lakki Marwat, District, Bannu.	Do.	0.566	0.200	0.080	0.080
71.	Water Supply Scheme at Wanda Shehab Khel, District Bannu.	Approved	0.100	0.100	0.040	0.040
72.	Water Supply Scheme, Kalabagh.	Un-approved	0.240	0.140	0.040	0.040
73.	Mandi Sadiq Gunj Water Supply Scheme, District Bahawalpur.	Do.	0.244	0.100	0.020	0.020

(Million Rupees)

Sl. No.	Name of the Scheme	Status of the scheme	Estimated cost	Second Plan Outlay	Expenditure in preceding years of the Plan			Provision for 1963-64	Foreign Exchange required for 1963-64			Expenditure in subsequent years	
					1st	2nd	3rd		Total	Foreign aid	Own resources	1964-65	After 2nd Plan
1	2	3	4	5	6	7	8	9	10	11	12	13	14
74.	Khairpur Tamewalai Water Supply Scheme, District Bahawalpur.	Un-approved	0.243	0.100	0.020	0.020
75.	Ahmadpur Lamma Water Supply Scheme, District Rahimyar Khan.	Do.	0.236	0.160	0.032	0.032
76.	Villages Water Supply Scheme in Bahawalpur Civil Divisions.	Do.	0.360	0.200	0.040	0.040
Total (New)							..	5.948	2.759	2.759	..		
Total (Rural Water Supply Schemes).								8.875	3.206	3.156	0.050		
IV.—Urban Water Supply Schemes.													
<i>On-going Schemes</i>													
1.	Bulk Water Supply Scheme at Hyderabad and Shah Latifabad.	Approved	8.830	2.240	7.134	0.400	0.508	0.200	0.050	..	0.050

2.	Preparation of Drainage Works at Hyderabad.	Do.	15.000	3.000	0.528	0.001	0.150	1.000	0.200	..	0.200
3.	Preparation of Urban Water Supply Schemes for selected Areas.	Do.	0.726	0.500	0.020	0.286	0.197	0.150	0.025	..	0.025
4.	Preparation of Water Supply and Sewerage Project, Lahore.	Do.	3.000	0.200	1.668	1.000	..	1.000
Total (On-going)							..	3.018	1.275	..	1.275

New Schemes :

1.	Lyallpur Water Supply Extension Project.	Do.	1.957	0.300	0.200	0.200
2.	Mirpur Khas Water Supply Scheme.	Do.	4.130	0.900	0.400	0.400
3.	Multan Water Supply Scheme.	Do.	8.569	1.050	0.890	0.890
4.	Sukkur Water Supply Project.	Do.	2.460	0.750	0.300	0.300
5.	Gujranwala Water Supply Scheme.	Do.	14.774	0.750	0.100	0.100
6.	Sargodha Water Supply Extension Project.	Do.	2.415	1.200	0.400	0.400
7.	Dera Ismail Khan Water Supply Scheme.	Un-approved	1.264	0.300	0.250	0.250
8.	Jacobabad Water Supply Scheme.	Approved	2.380	0.600	0.300	0.300

(Million Rupees.)

Sl. No.	Name of the Scheme	Status of the scheme	Estimated cost	Second Plan Outlay	Expenditure in preceding years of the Plan			Provision for 1963-64	Foreign Exchange required for 1963-64			Expenditure in subsequent years	
					1st	2nd	3rd		Total	Foreign aid	Own resources	1964-65	After 2nd Plan
1	2	3	4	5	6	7	8	9	10	11	12	13	14
9.	Rahimyar Khan Water Supply Scheme.	Approved	0.591	0.300	0.150	0.150
10.	Sheikhupura Water Supply Scheme.	Do.	1.695	0.450	0.283	0.283
11.	Dera Ghazi Khan Water Supply Scheme.	Do.	1.500	0.450	0.300	0.300
12.	Nawabshah Water Supply Scheme.	Do.	1.800	0.600	0.360	0.360
13.	Chistian Water Supply Scheme.	Do.	1.200	0.300	0.240	0.240
14.	Thatta Water Supply Scheme.	Do.	1.600	0.150	0.120	0.120
15.	Hyderabad Water Supply Scheme (Phase II).	Do.	3.000	0.750	0.600	0.600
16.	Khairpur Water Supply Scheme.	Do.	1.000	0.150	0.100	0.100
17.	Rawalpindi Water Supply Scheme.	Do.	13,880	1.500	1.100	1.100
18.	Remodelling of Mian Mir Storm Water Channel, Lahore.	Do.	1.955	1.200

19.	Sewerage Scheme, Peshawar.	Do.	10,000	0.450	0.250	0.250
20.	Sewerage Scheme, Sargodha.	Do.	7,000	0.750	0.575	0.575
21.	Bahawalpur Drainage Scheme (Phase I).	Do.	2,500	0.300	0.200	0.200
22.	Sukkur Sewerage and Drainage Scheme (Phase I).	Do.	5,000	0.750	0.625	0.625
23.	Nowshera Water Supply Scheme.	Un-approved	2,000	0.200	0.050	0.050
24.	Fees for Consulting Engineering Firms for preparing detailed Designs.	Do.	4,690	1.672	0.900	0.900
25.	Drainage Scheme, Minchinabad, District Bahawalpur.	Approved	0.250	0.150	0.023	0.023
26.	Drainage Scheme at Haroonabad, District Bahawalnagar.	Do.	0.640	0.450	0.068	0.068
27.	Extension and Improvement of Sewerage Scheme, Bahawalnagar.	Do.	1.199	0.600	0.090	0.090
28.	Extension and Improvement of Sewerage at Chistian, District Bahawalnagar.	Do.	0.500	0.450	0.068	0.068
29.	Providing Drainage at Fortabbas.	Do.	0.200	0.150	0.022	0.022
30.	Drainage Scheme at Hasilpur, District Bahawalnagar.	Do.	0.322	0.150	0.022	0.022

(Million Rupees.)

Sl. No.	Name of the Scheme	Status of the scheme	Estimated cost	Second Plan Outlay	Expenditure in preceding years of the Plan			Provision for 1963-64	Foreign Exchange required for 1963-64			Expenditure in subsequent years	
					1st	2nd	3rd		Total	Foreign aid	Own resources	1964-65	After 2nd Plan
1	2	3	4	5	6	7	8	9	10	11	12	13	14
31.	Drainage Scheme at Ahmadpur East.	Approved	0.374	0.300	0.045	0.045
32.	Drainage Scheme at Liaquatpur, District Rahimyar Khan.	Do.	0.652	0.350	0.053	0.053
33.	Drainage Scheme at Sadiqabad.	Do.	0.282	0.150	0.022	0.022
34.	Water Supply Scheme, Minchinabad, District Bahawalpur.	Un-approved	0.304	0.225	0.045	0.045
35.	Water Supply Scheme at Bahawalnagar.	Do.	1.405	0.600	0.120	0.120
36.	Water Supply Scheme, Bahawalpur, Phase I.	Do.	0.675	0.450	0.090	0.090
37.	Water Supply Scheme at Faqirwali.	Do.	0.212	0.150	0.030	0.030
38.	Water Supply Scheme at Hasilpur, District Bahawalpur.	Do.	0.300	0.150	0.030	0.030
39.	Water Supply Scheme, Ahmadpur, East.	Do.	0.629	0.300	0.060	0.060

40.	Water Supply Scheme, Khanpur, District Rahimyar Khan.	Do.	0·763	0·450	0·090	0·090
41.	Extension of Water Supply Scheme, Haroonabad, District Bahawalnagar, Phase I.	Do.	0·707	0·375	0·075	0·075
42.	Water Supply Scheme at Sadiqabad, Phase I and II.	Do.	1·040	0·600	0·120	0·120
43.	Water Supply Scheme, Liaquatpur, District Rahimyar Khan.	Do.	0·449	0·300	0·060	0·060
44.	Water Supply Scheme, Yazman, District Bahawalpur.	Do.	0·103	0·075	0·015	0·015
	Deduct—Local Bodies Share.	Do.	—6·967

Total (New)	..	15·280	9·841	9·841	..
Total (Urban Water Supply Schemes)	..	18·298	11·116	9·841	1·275

V.—Karachi Development Authority Schemes

On-going Schemes

1.	G. K. W. S. Scheme	..	Approved	} Original 269·500 Revised 324·200									
2.	G. K. W. Trunk Mains	..	Do.		130·000	37·728	25·164	28·200	18·700
3.	G. K. S. and S. D. Project	..	Do.										

(Million Rupees)

Sl. No.	Name of the Scheme	Status of the Scheme	Estimated cost	Second Plan Outlay	Expenditure in preceding years of the Plan			Provision for 1963-64	Foreign Exchange required for 1963-64			Expenditure in subsequent years	
					1st	2nd	3rd		Total	Foreign aid	Own re-1964-65 sources	re-1964-65	After 2nd Plan
1	2	3	4	5	6	7	8	9	10	11	12	13	14
4.	Karachi Water Supply and Sewerage (Improvement Schemes).	Approved	37.700	N.A.	4.838	1.900	5.000	5.000
5.	Reinforced concrete reservoir with 30 M.G. capacity at C. O. D. Hills.	Do.	52.600	N.A.	1.000	10.000	7.500	..	7.500
6.	Reservoir with 15 M.G. capacity at Korangi Hills.	Do.											
7.	48" dia. Gravity Mains Bolting Station and 33" dia. Rising Mains.	Do.											
8.	72" dia. Pre-stressed Pipe Main connection C. O.D. Hills with Distribution Schemes.	Do.											
9.	Sewerage Treatment Plant One Unit Capacity 10 M. G. with supporting Pumping Station.	Do.											
10.	Master Plan for Karachi	Do.	1.800	1.800	0.107	0.082	0.400	1.000	0.600	..	0.600
11.	Greater Karachi Re-Settlement Scheme.	Do.	950.000	370.000	40.200	22.400	35.000	35.000	7.000	7.000
Total (Karachi Development Authority Schemes).								69.700	15.100	7.000	8.100		

VI.—Government Buildings

(i) Government Servants Housing

(a) On-going Schemes

1.	Constructing Mukhtiarkar's Quarter at Kot Diji.	Do.	0·077	0·070	0·014	0·004	0·001	0·009
2.	Constructing new Police Station with married quarters Harappa, District Montgomery.	Do.	0·083	..	0·015	0·004	0·017	0·033
			0·118									
3.	Construction of One-Unit quarters at Bahawalpur.	Do.	3·371	5·000	0·080	0·263
4.	Construction of One-Unit accommodation at Multan.	Do.	4·036		0·368	0·067	0·400	1·054
5.	Residential and non-residential accommodation at Hyderabad.	Do.	6·311	6·000	0·066	0·010
6.	Construction of new City Police Station with married quarters at Gujranwala.	Do.	0·306	0·013	0·126	0·167
			0·395									
7.	Development of Sector No. 7 (1st phase) in Jail Area Scheme.	Do.	4·064	2·090	..	1·573	2·000	0·500
			4·282									
8.	Levies and residential accommodation at Dera Bugti, Quetta Division.	Do.	0·248	0·300	..	0·061	0·148	0·050
9.	One-Unit accommodation at Quetta—											
	Phase I	Do.	6·000	3·000	0·465
								0·021
10.	Residential and non-residential accommodation for Divisional and Sub-Divisional Staff at Manshera and Oghi.	Do.	0·583	0·650
			0·744									

Total (On-going) .. 2·572

(Million Rupees.)

Sl. No.	Name of the Scheme	Status of the scheme	Estimated cost	Second Plan Outlay	Expenditure in preceding years of the Plan			Provision for 1963-64	Foreign Exchange required for 1963-64			Expenditure in subsequent years	
					1st	2nd	3rd		Total	Foreign aid	Own resources	1964-65	After 2nd Plan
1	2	3	4	5	6	7	8	9	10	11	12	13	14
<i>New Schemes</i>													
1.	Construction of a barrack for 4 H.Cs. and 40 F.Cs. in Police Lines, Montgomery.	Approved	0.050	0.050
2.	Construction of additional accommodation (Annexe) at West Pakistan House, Rawalpindi.	Do.	0.300	0.300
3.	Acquisition of No. 22 Aikman Road, Lahore for Minister's Residence.	Do.	0.300	0.300
4.	Providing of additional accommodation for M.P.A.'s at 'Pipals', Lahore.	Do.	0.300	0.300	0.030	..	0.030
5.	Air Conditioning of 20 Nos. Suites at 'Pipals', Lahore.	Do.	0.150	0.150	0.150	..	0.150
6.	Development of Jail Area Scheme, Lahore.	Do.	3.710	2.000	0.200	..	0.200
	Rest House at Rawalpindi	Do.	0.103	0.080

8.	Constructing Additional Officer's Residence at Jail Area, Lahore.	Do.	2.500	2.000
9.	Constructing Additional Staff Quarters in Wahdat Colony, Lahore.	Do.	2.500	2.000
10.	Minor Works (Government House, Lahore).	Do.	0.025	0.025
11.	Minor Works (Government House, Murree).	Do.	0.025	0.025
12.	Construction of married quarters for 1 S.-I., 1 A.S.-I., 1 H.C. 4 F.C's. and one barrack for 26 F.Cs. and 6 H.Cs. at Police Station, Tibbi, Lahore.	Do.	0.139	0.139
13.	Renewal of pipe line and improvement of water supply in staff quarters of New Central Jail, Multan.	Do.	0.083	0.032
14.	Construction of additional residential accommodation in One-Unit Colony at Multan.	Do.	1.430	0.300	0.050	..	0.050
15.	Construction of additional accommodation in One-Unit Colony, Bahawalpur.	Do.	1.753	1.000	0.100	..	0.100
16.	Construction Six No. of Ministers residences at Lahore.	Do.	1.450	1.000	0.150	..	0.150
17.	Sinking of a new Tube-well in G.O. R. Estate, Lahore.	Do.	0.139	0.139	0.026	..	0.026

(Million Rupees.)

Sl. No.	Name of the Scheme	Status of the scheme	Estimated cost	Second Plan Outlay	Expenditure in preceding years of the Plan			Provision for 1963-64	Foreign Exchange required for 1963-64			Expenditure in subsequent year	
					1st	2nd	3rd		Total	Foreign aid	Own resources	1964-65	After 2nd Plan
1	2	3	4	5	6	7	8	9	10	11	12	13	14
18.	Sinking of a new tube-well in Government House, Lahore.	Approved	0.103	0.103	0.020	..	0.020
19.	Construction of Mohalla Mosque in Wahdat Colony, Lahore.	Do.	0.020	0.020
20.	Provision of a mosque in Poonch House Staff Colony, Lahore.	Do.	0.020	0.020
21.	Providing additional accommodation for various Government Departments at Divisional Headquarter at Peshawar.	Do.	3.546	1.000	0.150	..	0.150
22.	Provision of 4-bedded rooms with necessary bathrooms, sanitary fittings and additional furniture and crockery in Public Works Department Rest House at Dera Ismail Khan.	Do.	0.052	0.052	0.010	..	0.010
23.	Providing accommodation (Residential) for Circle Division and Sub-Division staff at Abbottabad	Do.	0.487	0.300	0.030	..	0.030

24.	Improvement of 1st Class P.W.D. Rest House at Bannu.	Do.	0.020	0.020	0.008	..	0.008	—	..
25.	One-Unit Accommodation at Khairpur.	Do.	2.314	0.300	0.100	..	0.100
26.	Construction of married quarter for one A.S.-I., 2 Head Constables and 20 Foot Constables in D.G. Khan.	Do.	0.170	0.170
27.	Constructing residential accommodation for Tehsildars in Quetta Division.	Do.	0.413	0.150
28.	Construction of Tehsildars, and Naib-Tehsildars Quarters in Kalat Division.	Do.	0.303	0.143
29.	Quarter for Tehsildar, Manshera.	Do.	0.035	0.035
30.	Quarter for Naib-Tehsildar, Manshera.	Do.	0.023	0.022
31.	Construction of bungalow for Assistant Commissioner at Nowashera.	Do.	0.037	0.037
32.	Construction of residential quarter of the Extra Assistant Commissioner, Karak.	Do.	0.031	0.031
33.	Construction of residential quarter for Tehsildar and Naib-Tehsildars, Lahore.	Do.	0.037	0.037

(Million Rupees.)

Sl. No.	Name of the Scheme	Status of the scheme	Estimated cost	Second Plan Outlay	Expenditure in preceding years of the Plan			Provision for 1963-64	Foreign Exchange required for 1963-64			Expenditure in subsequent years	
					1st	2nd	3rd		Total	Foreign aid	Own resources	1964-65	After 2nd Plan
1	2	3	4	5	6	7	8	9	10	11	12	13	14
34.	Construction of quarters at Koti Bunder, District Thatta.	Approved	0.076	0.076
35.	Minor Works (Board of Revenue).	Do.	0.160	0.160
36.	Minor Works (Civil Works)	Do.	0.050	0.050
37.	Minor Works (Police)	.. Do.	0.050	0.006
Total —(New)								12.572	1.024	..	1.024		
Total —(Government Servants Housing)								15.144	1.024	..	1.024

GOVERNMENT BUILDINGS

(ii) Government Offices and Buildings.

On-going Schemes

1. Constructing building for District Headquarters at Thatta.	Do.	7.056	6.590	0.105	0.010
2. Construction of wireless lines, garages, workshops, stores, etc., for Wireless and Teleprinter staff in West Pakistan, Lahore.	Do.	0.846	0.134	0.197	0.080
3. Police Training School, Sihala.	Do.	5.935	1.900	0.173	..	0.375	0.500
4. Construction of Borstal Jail-cum-Residence Home at Landhi.	Do.	1.575	0.006	0.129
5. Construction of Buildings at Dera Bugti in Quetta Region,	Do.	0.397	0.111	0.149	0.092
6. Buildings for Public Works Department Officers staff in Ghulam Muhammad Barrage Area, Hyderabad.	Do.	1.897	2.000	..	0.399	0.500	0.384
7. Construction of new Police Station and two Police at Wah District Rawalpindi.	Do.	0.522 0.700	..	0.013	0.318	0.092	0.125
8. Buildings for West Pakistan Rangers (Lahore, Bahawalpur and Bholari).	Do.	13.935	8.000	..	0.815	0.640	1.500
9. Construction of Wireless Station Police Lines, Rawalpindi.	Do.	0.092	0.045	0.047

(Million Rupees)

Sl. No.	Name of the Scheme	Status of the scheme	Estimated cost	Second Plan Outlay	Expenditure in preceding years of the Plan			Provision for 1963-64	Foreign Exchange required for 1963-64			Expenditure in subsequent years	
					1st	2nd	3rd		Total	Foreign aid	Own resources	1964-65	After 2nd Plan
1	2	3	4	5	6	7	8	9	10	11	12	13	14
10.	Disposal of Rivaz Gardens Estate, Lahore.	Approved.	0.699	0.700	0.100	0.600
11.	Construction of Divisional Headquarters at Khuzdar.	Do.	5.578	6.650	0.079	0.750	1.500	1.500	0.330	..	0.330
			6.725										
12.	Jail Buildings Staff Quarters at Dar Bugti.	Do.	0.237	0.058	0.232	0.024
13.	Construction of a new District Jail, Lahore.	Do.	3.128	0.040	1.000
14.	Providing additional accommodation in Jails at Bahawalpur, Muzaffargarh, Multan, Mianwali, Shahpur and Khairpur.	Do.	3.410	1.000
15.	Purchase of old Poonch House.	Do.	1.049	1.049	0.100
16.	Acquisition of Evacuee Property in West Pakistan.	Do.	9.813	2.736	2.500
17.	Construction of Police Station with married quarters at Isa Khel.	Do.	0.155	0.075
18.	Tube-well Reformatory Farm, Burewala.	Do.	0.163	0.013	..	0.032
19.	Construction of Second Double Storey Barracks, Qurban Lines, Lahore.	Do.	0.029

Frontier Regions.												
20. Construction of Government Offices, Temalgarh, Dir State.	Do.	0.695	0.400	0.395
Total (Ongoing)								10.122	0.330	..	0.330	
New Schemes.												
1. Construction of lock-ups bathroom and latrine at Police Station Prang, District Peshawar.	Do.	0.013	0.013
2. Construction of a Police Wireless Station at Gujranwala.	Do.	0.013	0.013
3. Construction of a Wireless Station in District Police Lines, Muzaffargarh.	Do.	0.020	0.020
4. Construction of a Wireless Station in District Police Lines, Mianwali.	Do.	0.013	0.013
5. Providing electric pump over head tank and water pipes in wells at Headquarters, Nawabshah.	Do.	0.048	0.048
6. Acquisition of land for the construction of a Police Station and two Police Posts at Kharian, District Gujrat.	Do.	0.011	0.011
7. Acquisition of evacuee land measuring 10 kanals, 10 marlas for extension of Police Lines, Mardan.	Do.	0.021	0.021
8. Minor Works (Police) ..	Do.	0.242	0.095
9. Minor Works (Civil Secretariat).	Do.	0.122	0.122
10. Construction of Magazine in Police Lines, Abbotabad.	Do.	0.012	0.012

(Million Rupees.)

Sl. No.	Name of the Scheme	Status of the scheme	Estimated cost	Second Plan Outlay	Expenditure in preceding years of the Plan			Provision for 1963-64	Foreign Exchange required for 1963-64			Expenditure in subsequent years	
					1st	2nd	3rd		Total	Foreign aid	Own resources	1964-65	After 2nd Plan
1	2	3	4	5	6	7	8	9	10	11	12	13	14
11.	Construction of a New Police Station with Married Quarters at Sui, District Sibi.	Approved	0.231	0.231
12.	Acquisition of evacuee land for the construction of a new P.S. with Married Quarters, Shakargarh, District Sialkot.	Do.	0.228	0.228
13.	Installation of Centrifugal pump on the tanks in the Jail Garden, Central Prison, Karachi.	Do.	0.011	0.011
14.	Construction of Interview Shed, addition and alteration to the building of Central Prison, Hyderabad.	Do.	0.031	0.031
15.	Construction of judicial lock-up at Chunian.	Do.	0.015	0.015
16.	Minor Works Jails	Do.	0.042	0.042

17.	Construction of office and residential accommodation at various places for the staff working in Buildings and Roads Department, Western Region, Quetta.	Do.	2.500	0.325	0.100	..	0.100	..	0.100
18.	Sinking of a new tube-well in Assembly Building, Lahore.	Do.	0.062	0.062	0.025	..	0.025
19.	Sinking of a new tube-well in Civil Secretariat.	Do.	0.043	0.043	0.008	..	0.008
20.	Minor Works(Civil Works)	Do.	0.300	0.295	0.030	..	0.030
21.	Providing 20 Air Conditioners in various Government offices at Lahore.	Do.	0.106	0.106	0.106	..	0.106
22.	Preliminary Survey and Planning New Civil Secretariat Building at Lahore	Do.	50.468	0.500	0.400	..	0.400
23.	Construction of XEN's Office at Mirpur Khas-4 S.D.O's Offices at Mirpur Khas, Singhar, Digri and James Abad.	Do.	0.205	0.100	0.020	..	0.020
24.	Constructing 6 Nos. Court Rooms in District Courts, Lyallpur.	Do.	0.145	0.060
25.	Construction of S.D.M. Court, Colony Offices and Residential Buildings at New District Headquarter, Vilari.	Do.	0.528	0.100
26.	Construction of Tehsil quarters Building at Dera Bughti.	Do.	0.675	0.200

(Million Rupees.)

Sl. No.	Name of the Scheme	Status of the Scheme	Estimated cost	Second Plan Outlay	Expenditure in preceding years of the Plan			Provision for 1963-64	Foreign Exchange required for 1963-64			Expenditure in subsequent years	
					1st	2nd	3rd		Total	Foreign aid	Own resources	1964-65	After 2nd Plan
1	2	3	4	5	6	7	8	9	10	11	12	13	14
27.	Construction of office and residential accommodation for Staff of Settlement, Survey and Record Deptt., Hyderabad.	Approved	1.941	0.200
28.	Constructing Tehsil and Sub-Tehsil Headquarter including Staff quarters in Kalat Division.	Do.	0.661	0.150
29.	Construction of a Cycle Stand in the office of the Board of Revenue, West Pakistan.	Do.	0.010	0.010
30.	Construction of two Court Buildings in D.C.'s, Office, Mardan.	Do.	0.025	0.025
31.	Installation of 43 ceiling fans in various Courts and Offices of the Districts where fans do not exist.	Do.	0.013	0.013
32.	Extension of District Land Record room, Rawalpindi.	Do.	0.013	0.013

33.	Construction of separate toilet for lady lawyers and conversion of lawyers toilets into flush latrines in District Bar Room, Lahore.	Do.	0.014	0.014
34.	Construction of six seated flush latrines and urinals for official use in District Courts, Lahore.	Do.	0.018	0.018
35.	Construction of additional six seated latrines and urinals for District Court Lahore.	Do.	0.020	0.020
36.	Providing Water Supply Distribution system in District Courts, Lahore.	Do.	0.035	0.035
37.	Construction of Malkhana and Armoury in the District Courts Lahore.	Do.	0.023	0.023
38.	Providing Refrigerator, Type, Air Conditioning Plant in Assembly Chamber, Lahore.	Do.	0.331	0.331	0.331	..	0.331
39.	Construction of New Treasury Block in District Courts, Lahore.	Do.	0.247	0.247
40.	Constructing multi-storied Government Office Building at Lahore.	Do.	3.000	1.000
41.	Constructing multi-storied Government Office Building at Karachi.	Do.	2.500	1.000
42.	Construction of a shed for litigant public and Government Pensioners in the District Court Lahore.	Do.	0.015	0.015

(Million Rupees.)

Sl. No.	Name of the Scheme	Status of the scheme	Estimated cost	Second Plan Outlay	Expenditure in preceding years of the Plan			Provision for 1963-64	Foreign Exchange required for 1963-64			Expenditure in subsequent years	
					1st	2nd	3rd		Total	Foreign aid	Own resources	1964-65	After 2nd Plan
1	2	3	4	5	6	7	8	9	10	11	12	13	14
43.	Restoration of flood damages caused during 1959 to Tehsil building at Nankana Sahib, District Sheikhupura.	Approved	0.011	0.011
44.	Providing electric Installation in Tehsil building Narowal, district Sialkot.	Do.	0.011	0.011
45.	Construction of 2 additional Court Rooms in District Court, Montgomery	Do.	0.033	0.033
46.	Construction of pacca Tehsil Building at Chichawatni.	Do.	0.083	0.083
47.	Reconstruction of Sub-Tehsil at Jalalpur Pirwala, Multan District.	Do.	0.018	0.018
48.	Rewiring of E.I. and conversion of D.C. to A.C. in D.C's. Office, Bahawalpur.	Do.	0.017	0.017

49.	Construction of two courts rooms in the Additional District Magistrates Courts at Bahawalpur.	Do.	0.029	—	—	—	—	0.029	—	—	—	—
50.	Construction of Tuck Shops, Latrines and Bar room, etc., in District Courts at Bahawalpur.	Do.	0.012	—	—	—	—	0.012	—	—	—	—
51.	Construction of office building of Assistant Commissioner (Deputy Collector) Kandhkote, District Jacobabad.	Do.	0.070	—	—	—	—	0.070	—	—	—	—
52.	Minor Works (Treasuries)	Do.	0.032	—	—	—	—	0.032	—	—	—	—
53.	Constructing Tahsil Building at Isa Khel.	Do.	0.355	—	—	—	—	0.150	—	—	—	—
54.	Reconstruction of Indus Rangers Buildings at Hathungo.	Do.	0.145	—	—	—	—	0.145	—	—	—	—
55.	Providing Water Supply and Sewerage in new Central Jail, Bahawalpur.	Do.	0.139	—	—	—	—	0.139	—	—	—	—
56.	Acquisition of land for construct on of Police Post Ayubia, District Hazara.	Do.	0.006	—	—	—	—	0.006	—	—	—	—

Total (b) New Schemes	..	6.587	1.020	..	1.020
Total (ii) Government Offices and Buildings.		16.709	1.350	..	1.350
Total Housing and Settlement	..	145.030	33.468	21.669	11.799

(Million Rupees.)

Sl. No.	Name of the Scheme	Status of the scheme	Estimated cost	Second Plan Outlay	Expenditure in preceding years of the Plan			Foreign Exchange required for 1963-64				Expenditure in subsequent years	
					1st	2nd	3rd	Provision for 1963-64	Total	Foreign aid	Own resources	1964-65	After 2nd Plan
1	2	3	4	5	6	7	8	9	10	11	12	13	14
(a) On-going Schemes													
I. PRIMARY EDUCATION													
1.	Constructing Buildings for 6 Primary Schools in Quetta (S.U.S.).	Approved	0.174	0.174	..	0.124	0.050	0.095
2.	Constructing Girls Primary School, Quetta (S. U.S.).	Do.	0.093	0.093	..	0.073	0.022	0.050
3.	Opening of Primary Schools for 12 lacs children—	Do.	64.800	8.900
	1963-64 Programme for 3 lacs additional children.	Do.	4.050	3.240
4.	Expansion of Primary Education in Karachi facilities for 31,000 students.	Do.	6.000	6.000
	(i) Construction of buildings for Government Primary Schools.	Do.	0.100	0.424	1.030	0.153	..	0.153

(ii) Equipment for opening of Government Primary Schools.	Do.	1.010	..	0.197	0.173	0.254	0.315
(iii) Equipment for additional class rooms in Government Schools.												
(iv) Grant-in-aid for building and equipment for Non-Government Primary School.	Do.	0.027	0.093	0.042
Total Primary Education								4.772	0.153	..	0.153	

II.—SECONDARY EDUCATION

1. Construction of Higher Secondary School at Multan (S.U.S.).	Do.	0.695	0.052
2. Construction of the Hostel in Sadiq Public School, Bahawalpur.	Do.	0.834	0.182	0.002	0.005	0.060	0.062
3. Construction of Boys' High School at Rahimyar Khan.	Do.	0.407	0.217	0.050	0.142	0.011	0.008
4. Construction of High School Fort Abbas.	Do.	0.212	0.076	0.400	0.015	0.015	0.010
5. Construction of Middle School at Chak 153 Murad in Bahawalnagar District.	Do.	0.060	0.043	0.031	0.006	0.011	0.040
6. Improvement of Middle School at Nausharo Feroz.	Do.	0.030	0.028	0.002	0.009
7. Construction of Workshop in High School for Boys at Multan.	Do.	0.045	0.011	..	0.003	..	0.028
8. Construction of High School at Kandkot.	Do.	0.349	0.135	0.099	0.050	0.021	0.10

(Million Rupees.)

Sl. No.	Name of the Scheme	Status of the scheme	Estimated cost	Second Plan Outlay	Expenditure in preceding years of the Plan			Provision for 1963-64	Foreign Exchange required for 1963-64			Expenditure in subsequent years	
					1st	2nd	3rd		Total	Foreign aid	Own resources	1964-65	After 2nd Plan
1	2	3	4	5	6	7	8	9	10	11	12	13	14
9.	Construction of a High School at Bagh.	Approved	0.178	0.141	0.084	0.007	0.005	0.045
10.	Construction of Boys High School at Loralai. (S.U.S.).	Do.	0.371	0.371	..	0.351	0.043	0.037
11.	Construction of Higher Secondary School at Sheikhpura (S.U.S.).	Do.	0.617	0.203	0.018	0.069	0.022	0.119
12.	Construction of Middle school at Kamoke (S.U.S.).	Do.	0.101	0.097	..	0.057	0.070	0.006
13.	Construction of Middle School at Hatcher.	Do.	0.045	0.045	..	0.042	0.013	0.012
14.	Construction of a Middle School for Girls at Shorkot (S.U.S.).	Do.	0.073	0.073	..	0.040	0.041	0.030
15.	Construction of a Higher Secondary School at Muzaffargah (S.U.S.).	Do.	0.547	0.094	0.028	0.017	0.018	0.031

16.	Construction of a Government High School, Tando Jan Muhammad (S.U.S.).	Do.	0.283	0.173	0.060	0.085	0.012	0.016
17.	Middle School, Karbala and Barkhan (S.U.S.)	Do.	0.249	0.249	..	0.210	0.043	0.038
18.	Girls High School, Quetta and Boys High School, Quetta (S.U.S.).	Do.	0.511	0.511	..	0.471	0.064	0.066
19.	Upgrading of 1,000 Primary Schools to Middle Standard.	Do.	12.500	12.500
	(i) 1962-63 Programme for 180 Primary Schools.	Do.	4.500	1.600	2.400
	(ii) 1963-64 Programme for 220 Schools.	Do.	4.500
20.	Addition of Industrial Arts Courses in 300 Non-Government Middle Schools.	Do.	1.440
	(i) 1960-61 Programme	Do.	0.248	..	0.248
	(ii) 1961-62 Programme	Do.	0.210	0.210	..	0.360
	(iii) 1962-63 Programme	Do.	0.240	0.240
	(iv) 1963-64 Programme for 90 Schools.	Do.	0.360
II.—Secondary School													
21.	(b) Additional 45 Class-Rooms in existing Government High Schools in Karachi Area.	Do.											
	1961-62 Programme—9 Class-Rooms in 6 existing Government High Schools.	Do.	0.092	0.092	..	0.010	..	0.010

(Million Rupees.)

Sl. No.	Name of the Scheme	Status of the scheme	Estimated cost	Second Plan Outlay	Expenditure in preceding years of the Plan			Foreign Exchange required for 1963-64				Expenditure in subsequent years	
					1st	2nd	3rd	Provision for 1963-64	Total	Foreign aid	Own resources	1964-65	After 2nd Plan
1	2	3	4	5	6	7	8	9	10	11	12	13	14
	1962-63 Programme—12 Class-Rooms in 4 Government High Schools.	Approved	0.120	0.101
22.	(c) Upgrading of existing Government Primary Schools to Middle Standard.	Do.
	1962-63 Programme— Upgrading of 3 Government Primary Schools to Middle Standard and supply of equipment.	Do.	0.098
	1963-64 Programme— Upgrading of 4 Primary Schools to Middle Standard.	Do.	0.124	0.010	..	0.010
23.	Construction of Coblibinal room at Karachi for Upgrading Primary to Middle School.	Do.	0.630
24.	Upgrading of Govt. Middle Schools to High Standard.	Do.
	(i) 1962-63 Programme—												

25. (d) Upgrading of Middle Schools to high standard.	Approved	0.112				0.602						
(ii) 1963-64 Programme—												
Upgrading of one Middle School to High Standard.	Do.	0.057				0.056						
26. (e) Opening of new Government Middle Schools in Karachi Area.	Do.											
(i) 1962-63 Programme—												
Opening of 2 new Government Middle Schools.	Do.	0.120				0.050						
(ii) 1963-64 Programme—												
Opening of 2 new Government Middle Schools.	Do.	0.120				0.120	0.010		0.010			
1962-63 Programme—												
Upgrading of Middle Schools to High Standard in Karachi.	Do.					0.032						
27. Upgrading of 50 Government and 100 Non-Government Middle to High Schools.	Do.	4.896										
(i) 1960-61 Programme for 30 Schools, (20 Government and 10 Non-Government).	Do.	1.205		0.457	0.429	0.240 0.001	}0.045					
(ii) 1961-62 Programme for 30 Schools (8 Government and 22 Non-Government).	Do.	0.862			0.782	0.087						

(Million Rupees.)

Sl. No.	Name of the Scheme	Status of the scheme	Estimated cost	Second Plan Outlay	Expenditure in preceding years of the Plan			Provision for 1963-64	Foreign Exchange required for 1963-64			Expenditure in subsequent years	
					1st	2nd	3rd		Total	Foreign aid	Own resources	1964-65	After 2nd Plan
1	2	3	4	5	6	7	8	9	10	11	12	13	14
	(iii) 1962-63 Programme for 30 Schools (8 Government and 22 Non-Government.)	Approved	0.861				0.310						
	(iv) 1963-64 Programme for 7 Government and 23 Non-Government.	Do.	0.824					0.824					
28.	Grant-in-aid for opening 120 new Non-Government High Schools :-	Do.											
	(i) 1960-61 Programme for 10 Schools.	Do.	0.200		0.200								
	(ii) 1961-62 Programme for 15 Schools.	Do.	0.450			0.450							
	(iii) 1962-63 Programme for 11 Schools.	Do.	0.330				0.330						
	(iv) 1963-64 Programme for 42 Schools.	Do.	1.260					1.260					
29.	Award of Building Grants to 200 Non-Government High Schools.	Do.	2,500										

1960-61 Programme ..	Do.	0.596	..	0.596
1961-62 Programme, for 50 Schools.	Do.	0.400	0.400
1962-63 Programme for 22 Non-Government Schools.	Do.	0.500	0.500
1963-64 Programme for 39 Non-Gazetted High Schools.	Do.	0.585	0.585
30. Addition of 90 Workshops (30 Government and 60 Non-Government High Schools).	Do.	4.360
(i) 1960-61 Programme for 16 Workshops (4 Govern- ment and 12 Non-Gov- ernment).	Do.	0.610	..	0.444	0.138	0.013	0.028
(ii) 1961-62 Programme for 23 Workshops (8 Gov- ernment and 15 Non- Government).	Do.	0.860	0.880	0.072
(iii) 1962-63 Programme for 8 Government and 16 Non-Government.	Do.	0.976	1.016
(iv) 1963-64 Programme (5 Government and 9 Non- Government).	Do.	0.580	0.580
31. Opening of 45 Government Double Section High Schools.	Do.	15.150
(i) 1960-61 Programme for two Schools.	Do.	0.660	..	0.015	0.140	0.337	0.100

(Million Rupees.)

Sl. No.	Name of the Scheme	Status of the scheme	Estimated cost	Second Plan Outlay	Expenditure in preceding years of the Plan			Provision for 1963-64	Foreign Exchange required for 1963-64			Expenditure in subsequent years	
					1st	2nd	3rd		Total	Foreign aid	Own resources	1964-65	After 2nd Plan
1	2	3	4	5	6	7	8	9	10	11	12	13	14
	(ii) 1961-62	Approved
	(iii) 1962-63 Programme for 15 Schools.	Do.	4.500	2.827	3.000
	(iv) 1963-64 Programme (20 Schools).	Do.	4.800	2.700	0.420
32.	Consolidation and improvement of existing Secondary Schools in Karachi.	Do.	1.000	0.200	0.200	0.301
33.	Establishment of two high grade Multipurpose Non-Government Schools at Karachi.	Do.	0.520	0.114	0.286	0.020
34.	Construction of Hostels for students of Government Schools at Karachi.	Do.	0.404	0.100	0.242	0.052

35.	Addition of Industrial Arts courses in 300 Government Middle Schools—	Do.	2.880
	(i) 1960-61 Programme for 25 Government Schools.	Do.	0.202	...	0.182
	(ii) 1961-62 Programme for 68 Government Schools.	Do.	0.544	0.506	0.031	0.010
	(iii) 1962-63 Programme for 70 Government Schools.	Do.	0.560	0.407
	(iv) 1963-64 Programme	Do.	0.544	0.544
36.	Improvement of Government High Schools in respect of 500 class rooms, 70 Science rooms and 70 Drawing rooms and other miscellaneous requirements—	Do.	6.000
	(i) 1960-61 Programme (Rs. 2.37 budgeted 2.60 lacs outside the budget from I.C.A.).	Do.	0.490	...	0.097	0.351	0.002
	(ii) 1961-62 Programme	Do.	1.480	1.346	0.345
	(iii) 1962-63 Programme for 125 class rooms, 16 Science rooms and 16 Drawing rooms.	Do.	1.480	1.603
37.	(iv) 1963-64 Programme for 22 class rooms, 12 Science rooms and 12 Drawing rooms.	Do.	1.448	1.088	0.015	...	0.015	...

(Million Rupees.)

Sl. No.	Name of the Scheme	Status of the scheme	Estimated cost	Second Plan Outlay	Expenditure in preceding years of the Plan			Provision for 1963-64	Foreign Exchange required for 1963-64			Expenditure in subsequent years	
					1st	2nd	3rd		Total	Foreign aid	Own resources	1964-65	After 2nd Plan
1	2	3	4	5	6	7	8	9	10	11	12	13	14
38.	Establishment of 20 Pilot Secondary Schools—	Approved	3.000
	(i) 1960-61 Programme for 10 Schools.	Do.	1.324	..	0.762	0.331	0.038
	(ii) 1961-62 Programme for 10 Schools.	Do.	1.254	0.650	0.302	0.369
	(iii) 1962-63 Programme for 20 Schools.	Do.	0.200	0.200
	(iv) 1963-64 Programme	*Do.	0.222	0.222
39.	Improvement of Government and Non-Government Higher Secondary Schools in West Pakistan—	Do.	4.802	4.802
	(i) 1960-61 Programme for Higher Secondary Schools, Leiah and D. I. Khan.	Do.	1.195	..	0.423	0.500
	(ii) 1961-62 Programme	Do.	1.244	0.764	0.954	0.300

40.	Construction of new buildings and completion of buildings under construction of Cadet College, Petaro.	Do.	2.440	2.440	0.550	0.200	0.750	0.600	0.040	..	0.040
41.	(iv) Grant-in-aid to Lyallpur Residential School during 1963-64.	Do.	0.500
42.	Setting up of a Central Auditorium for Schools in Karachi.	Do.	0.575	0.575	0.100	0.110
43.	Grant-in-aid for opening 5 Non-Government Intermediate Colleges at Karachi.	Do.	1.450	1.450	0.450	0.420
44.	Establishment of Cadet College at Kohat.	Do.	4.000	4.000	0.200	1.000	0.330	..	0.330
45.	(a) Setting up of 22 Mobile set unit for Secondary Schools SEATO Aid and purchase of more 500 radios.	Do.	1.080	1.080	0.600	0.200
46.	Museum, Library, Audio-Visual Facilities in Patiala House Estate Lahore—	Unapproved	4.851	4.851	0.500
	1962-63 Programme ..	Do.	0.210
47.	Construction of building for Central Government Technical High School and Central Government Sr. Model School, Karachi.	Approved	0.598	0.885	0.350	0.170	0.215	0.215

(Million Rupees.)

Sl. No.	Name of the Scheme	Status of the scheme	Estimated cost	Second Plan Outlay	Expenditure in preceding years of the Plan			Provision for 1963-64	Foreign Exchange required for 1963-64			Expenditure in subsequent years	
					1st	2nd	3rd		Total	Foreign aid	Own resources	1964-65	After 2nd Plan
1	2	3	4	5	6	7	8	9	10	11	12	13	14
48.	Construction of Girls High School at Bahawalnagar.	Approved	0.231	0.020	0.011
49.	Additional Land Acquisition for Government Higher Secondary School, Jhelum.	Do.76
Total Secondary Education							..	20.575	0.835	..	0.835		
III—Teachers Education													
1.	Improvement of Normal Schools at Ghakkar and Lala Musa (S.U.S.).	Do.	0.603	0.403	0.049	0.281	0.170	0.103
2.	Construction of Normal School at Khanpur (S.U.S.).	Do.	0.334	0.112	0.068	0.008	0.004	0.030
3.	Construction of additional block for the establishment of new Institution for advance Teaching and Research in Central Training College, Lahore.	Do.	0.359	0.318	0.073	0.059	0.025	0.112

4. Opening of 15 Government Normal Schools.	Do.	5·800
(i) 1960-61 Programme for 2 schools.	Do.	0·880	..	0·177	0·340	0·263	0·022
(ii) 1961-62 Programme for 5 Normal Schools.	Do.	2·000	0·600	0·117	1·400
(iii) 1962-63 Programme for construction of building and supply of equipment for 6 Normal Schools.	Do.	2·400	0·930	1·200
(iv) 1963-64 Programme (Equipment for 13 Normal Schools).	Do.	0·296	0·296
5. Improvement of existing Norowal Schools.	Do.	—	..	0·123
6. Establishment of two Teacher Training Colleges in West Pakistan—	Do.	—
(i) Opening of Training College, Lyallpur.	Do.	1·350	..	0·055	0·350	0·450	0·250
(ii) Opening of Training College, Sukkur.	Do.	1·350	0·300	0·400	0·400
7. Education Extension Service Centre.	Do.	1·960
(i) 1960-61 Programme	Do.	1·800	..	0·070	0·550	0·600	0·500

(Million Rupees.)

Sl. No.	Name of the Scheme	Status of the scheme	Estimated cost	Second Plan Outlay	Expenditure in preceding years of the Plan			Provision for 1963-64	Foreign Exchange required for 1963-64			Expenditure in subsequent years	
					1st	2nd	3rd		Total	Foreign aid	Own resources	1964-65	After 2nd Plan
1	2	3	4	5	6	7	8	9	10	11	12	13	14
8.	Improvement of Government College of Physical Education, Lahore—	Approved
	1960-61 Programme	.. Do.	1.500	0.325	0.401	0.221
9.	Improvement of existing Teacher Training Colleges in West Pakistan (Central Training College, Lahore, Lady MacLagan Training College, Lahore and Training College, Bahawalpur)—	Do.	2.020
	(i) 1960-61 Programme (Multan).	Do.	1.300	..	0.043	0.200	0.550	0.507
	(ii) 1961-62 Programme Lady MacLagan Training College.	Do.	0.079	0.079
	(iii) 1962-63 Programme for furniture and equipment for Lady MacLagan Training College, Bahawalpur, Lahore and Government Teachers Training College, Multan.	Do.	0.221	0.221

	(iv) 1963-64 Programme	Do.	0.139	0.139
10.	(a) Furniture and Equipment Grant to Government Teachers' Training College, Karachi.	Do.	0.044	0.010	0.017
	(b) Equipment for 2 existing Training Schools in Karachi.	Do.	0.030	0.010
11.	Additional accommodation and equipment for 24 existing Normal Schools.	Do.	0.148
	(i) 1960-61 Programme	Do.
	(ii) 1961-62 Programme for 4 Normal Schools.	Do.	0.149	0.134	..	0.015
	(iii) 1962-63 Programme for 19 Normal Schools and additional construction in Normal School, Bahawalpur.	Do.	0.148	0.014
12.	Construction of Teachers Training College, Karachi.	Un-approved	1.000	10.000	0.200	0.040
Total Teachers Education							..	5.422	0.040

(Million Rupees.)

Sl. No.	Name of the Scheme	Status of the scheme	Estimated cost	Second Plan Outlay	Expenditure in preceding years of the Plan			Provision for 1963-64	Foreign Exchange required for 1963-64			Expenditure in subsequent years	
					1st	2nd	3rd		Total	Foreign aid	Own resources	1964-65	After 2nd Plan
1	2	3	4	5	6	7	8	9	10	11	12	13	14
IV—Technical Education													
1.	Construction of Polytechnic Institute, Rawalpindi.	Approved	7.032	7.032	1.498	1.144	2.381	1.634	0.163	..	0.163
2.	Development of Polytechnic Institute at Khairpur.	Do.	2.000	2.000	0.341 +0.200	} 0.900	0.250	..	0.250
3.	Construction of Building and Equipment for Government Technical Institute, Bahawalpur.	Do.	1.874	1.875	..	0.002	0.390 +0.300		0.208	..	0.208
4.	Construction of Building for Government Technical Institute at Peshawar.	Do.	2.480	2.480	0.723	0.667	0.550 +0.300	} 0.207	0.071	..	0.071
5.	Conversion of the Government Technical Institute, Lahore into a Polytechnic.	Do.	4.700	4.700	..	0.236	1.161 0.440		0.161	..	0.161
	Building and Equipment for Technical Teachers Training College, Lyallpur.	Do.	1.800	1.800	..	0.130	0.870	0.480	0.058	..	0.058

7. Equipment for the Conversion of existing 11 Commercial Centres into Institutes and establishment of 10 New Centres.	Do.	1.491	1.491	0.227	0.136	0.600	0.334	0.200	..	0.200
8. National College of Arts at Lahore.	Do.	0.400	0.400	..	0.041	0.250	0.030
9. Development of Government Technical Institute, Sialkot.	Do.	1.557	1.557	..	0.126	0.319 +0.200	} 0.569	0.156	..	0.156
10. Building and Equipment for conversion of Government Technical Institute, Hyderabad into a Polytechnic.	Do.	4.500	4.500	..	0.290	0.800 +0.250		0.360
11. Karachi Polytechnic ..	Do.	16.260	16.260	..	0.321	0.800 +0.200	} 0.400
12. Establishment of Polytechnic at Multan.	Do.	2.800	2.800		1.050	0.250	..	0.250	..
13. Establishment of six New Polytechnics in West Pakistan.	Do.	11.800	11.800	0.400	0.500	1.380	..	1.380
14. Institute of Graphic Arts at Lahore.	Do.	3.070	3.070	0.500	0.140	..	0.140
15. Training of Technical Personnel required for the execution of Water Replacement.	Do.	15.580	1.380	0.438	1.691	0.078	..	0.078

Total Technical Education .. 15.335 3.575 .. 3.575

(Million Rupees.)

Sl. No.	Name of the Scheme	Status of the scheme	Estimated cost	Second Plan Outlay	Expenditure in preceding years of the Plan			Provision for 1963-64	Foreign Exchange required for 1963-64			Expenditure in subsequent years	
					1st	2nd	3rd		Total	Foreign aid	Own resources	1964-65	After 2nd Plan
1	2	3	4	5	6	7	8	9	10	11	12	13	14
V— College Education													
1.	Construction of 2 Junior Laboratories, 2 Lecture Theatres and Auxiliary Room for Physics and Chemistry in the Government College, Lyallpur.	Approved	0.257	0.127	0.019	0.030	0.009	0.056
2.	Construction of additional room in Government College for Women at Gujranwala.	Do.	0.150	0.150	..	0.021	0.058	0.060
3.	Installation of a Gas Plant in Government College for Women, Sialkot.	Do.	0.042	0.042	0.021	0.020
4.	Construction of Arts College at Dadu.	Do.	0.800	0.738	0.233	0.179	0.100	0.158
5.	Construction of building of Government Physical College of Education, Lahore (S.U.S.).	Do.	0.430	0.430	..	0.184	0.027	0.211

6. Construction of Science Block in the Government College for Women, Gujrat (S.U.S.).	Do.	0.167	0.167	0.011	0.052	0.100	0.019
7. Improvement of Science Block in Government College for Women, Rawalpindi (S.U.S.).	Do.	0.037	0.037	..	0.016	0.021	0.011
8. Construction of building for Government Degree College, Rawalpindi (S.U.S.).	Do.	1.140	1.140	..	0.300	0.464	0.340
9. Opening 24 Government Higher Secondary Schools/ Inter Colleges.	Do.	13.525
(a) (i) 1960-61 Programme for 5 Higher Secondary Schools.		0.290	..	0.290
(ii) Building for Higher Secondary School, Khuzdar.		1.248	0.619	0.465	0.164
(iii) 1961-62 Programme—Nil.	
(b) 1962-63 Programme Construction of buildings for 8 Secondary Schools.		4.000	1.550	1.800
(c) 1963-64 Programme for 8 Schools.		4.585	2.185	0.517	0.517

(Million Rupees).

Sl. No.	Name of the Scheme	Status of the scheme	Estimated cost	Second Plan Outlay	Expenditure in preceding years of the Plan			Provision for 1963-64	Foreign Exchange required for 1963-64			Expenditure in subsequent years	
					1st	2nd	3rd		Total	Foreign aid	Own resources	1964-65	After 2nd Plan
1	2	3	4	5	6	7	8	9	10	11	12	13	14
10.	Science Laboratory in Government College Dera Ghazi Khan.	Approved	0.094	0.050	0.044
11.	Grant-in-aid for 25 Non-Government Higher Secondary Schools/Inter Colleges.	Do.	1.250
	(a) 1960-61 Programme for 5 Schools.		0.150	..	0.100
	(b) 1961-62 Programme	
	(c) 1962-63 Programme for 7 Schools.		0.350
	(d) 1963-64 Programme for 8 Schools.		0.400	0.400
12.	Improvement of Libraries and Reading Rooms of Government and Non-Government Colleges.	Do.	1.500

(i) 1960-61 Programme for—		0.150	..	0.150
(a) Government
(b) Non-Government	
(ii) 1961-62 Programme for Government and Non-Government Colleges.		0.150	0.156
(c) 1962-63 Programme for Government and Non-Government Colleges in West Pakistan.		0.150	0.100
(d) 1963-64 Programme		0.500	0.107	..	0.107
13. Provision of Scientific equipment, furnitures, etc. for Government and Non-Government Colleges.	Do.	2.000
(i) 1960-61 Programme		0.350	..	0.350
(a) Scientific equipment for Government Colleges.	
(b) Development of the Colleges of Home and Social Sciences, Lahore.	
(c) Scientific equipment for Non-Government Colleges.	
(ii) 1961-62 Programme for Government and Non-Government Colleges.		0.559	0.550	0.100

(Million Rupees.)

Sl. No.	Name of the Scheme	Status of the scheme	Estimated cost	Second Plan Outlay	Expenditure in preceding year of the Plan			Provision for 1963-64	Foreign Exchange required for 1963-64			Expenditure in subsequent years	
					1st	2nd	3rd		Total	Foreign aid	Own resources	1964-65	After 2nd Plan
1	2	3	4	5	6	7	8	9	10	11	12	13	14
	(iii) 1962-63 Programme for furniture, Scientific equipment, etc. for Government and Non-Government Degree Colleges.		0.350	0.250
	Scientific equipment for Haripur College.		0.030
	(iv) 1963-64 Programme.		0.350	0.350
14.	Expansion of West Pakistan Bureau of Education.	Approved	0.031	0.011	0.007	0.007	0.103
15.	Improvement of buildings of Government Degree Colleges Study Rooms, Cafeterias; Laboratories, etc.	Do.	3.705
	(i) 1960-61 Programme for—												
	(a) Improvement of buildings of Government Colleges.		2.600	..	0.020	1.160	0.663 +.255 +.12	0.435

(b) Construction of Science Laboratories in connection with the starting of Science Classes.		0.270	..	0.073	0.221
(c) Re-imbursement of the cost of tube-well taken over for the Government College, Kohat, from the Irrigation Department.		0.058	..	0.058
(d) Construction of new Hall for Government College, Lahore.		0.700	..	0.007	0.440	0.242	0.400
(ii) 1961-62 Programme		1.060	..	0.011	0.790	0.261	0.136
16. Development of Central Government College for Men at Nazimabad at Karachi.	Do.	1.400	0.155	0.400	0.165
1961-62 Programme		1.400	0.175
17. Improvement of buildings of Non-Government Degree Colleges :	Do.	1.000
(i) 1960-61 Programme		0.200	..	0.200
(ii) 1961-62 Programme	
(iii) 1962-63 Programme in respect of professors rooms, etc.		0.250	0.250
(iv) 1963-64 Programme		0.200	0.200	0.040	..	0.040

(Million Rupees.)

Sl. No.	Name of the Scheme	Status of the scheme	Estimated cost	Second Plan Outlay	Expenditure in preceding years of the Plan			Provision for 1963-64	Foreign Exchange required for 1963-64			Expenditure in subsequent years	
					1st	2nd	3rd		Total	Foreign aid	Own resources	1964-65	After 2nd Plan
1	2	3	4	5	6	7	8	9	10	11	12	13	14
18.	Improvement of existing Government and non-Government Residential Institutes :	Approved	2.000	—	—	—	—	—	—	—	—	—	—
	(i) 1960-61 Programme—												
	Provision of additional buildings and equipment for Lawrence College, Ghoragali.		0.700	—	0.075	0.270	0.481	0.125	—	—	—	—	—
	(ii) 1961-62 Programme—												
	Cadet College, Hasan-abdal (Grant-in-aid).		0.221	—	0.003	0.186	0.345	0.580	—	—	—	—	—
	(iii) 1962-63 and 1963-64 Programme—		0.821	—	—	0.200	0.824	0.050	—	—	—	—	—
	Cadet College, Hasan-abdal.												
19.	Bifurcation of 33 Government Degree Colleges in West Pakistan :	Do.	24.160	—	—	—	—	—	—	—	—	—	—
	(i) 1960-61 Programme—												
	(a) Bifurcation of 6 Degree Colleges in West Pakistan.		3.600	—	0.672	1.439	1.097	0.209	—	—	—	—	—

(b) Bifurcation of Government College, Lahore.		1.500	..	0.670	0.520
(c) Construction of building for Government Degree College, Sheikhpura and Muzaffargarh.		1.200	..	0.014	0.560	0.587	0.386
(ii) 1961-62 Programme—											
Bifurcation of 12 Degree Colleges in West Pakistan.		6.000	1.000	1.832	0.940
20. Introduction of New Courses of Studies in Arts and Science Colleges.	Do.	0.550	0.096	0.060
(i) Opening of a Government Degree College at Jhelum.		0.690	0.360	0.180	0.300
(ii) 1962-63 Programme Opening of a Degree College at Rahimyar Khan.		0.600
(iii) 1963-64 Programme (Sargodha College).		0.090	0.090
21. Grant-in-aid for playgrounds for non-Government Colleges in Karachi.	Do.	1.000	0.080
			0.160
22. Playgrounds for Government Colleges.	Do.		0.080

(Million Rupees.)

Sl. No.	Name of the Scheme	Status of the scheme	Estimated cost	Second Plan Outlay	Expenditure in preceding years of the Plan			Provision for 1963-64	Foreign Exchange required for 1963-64			Expenditure in subsequent years	
					1st	2nd	3rd		Total	Foreign aid	Own resources	1964-65	After 2nd Plan
1	2	3	4	5	6	7	8	9	10	11	12	13	14
23.	Development of Aitchison College, Lahore.	Approved	2.400	2.697	1.200	1.200
24.	Development of N.E.D. Engineering College, Karachi.	Do.	16.800	10.000	2.000	4.000
25.	Construction of Hostels for 2 Government Colleges, Karachi.	Do.	1.100	0.300	0.550	1.800	..	1.800
26.	Construction of Hostels in Non-Government Colleges, Karachi.	Do.											
27.	Construction of a building for Government Higher Secondary Schools at Talagang.	Do.	0.500	0.200	0.300	0.055	..	0.055
Total (College Education)							..	16.027	2.579	..	2.579		

VI.—Universities

1.	Buildings grant to Sind University.	Do.	15.000	15.000	1.500	1.000	3.000	4.500	0.500	..	0.500
2.	Building grant to Peshawar University.	Do.	5.500	5.500	0.200	..	2.000	2.000	0.200	..	0.200
3.	Building grant to the Punjab University.	Do.	57.000	17.000	1.000	1.000	5.000	6.000
4.	Development of Karachi University.	Do.	13.950	13.950	2.000	2.000	3.000	3.600
5.	Grant to West Pakistan University of Engineering and Technology, Lahore.	Do.	14.000	14.000	..	3.865	4.434	2.900	1.244	..	1.244
6.	Grant to Sind University for the establishment of Engineering College at Hyderabad.	Do.	8.500	8.500	2.000	2.900	0.600	..	0.600
7.	Development of Engineering College, University of Peshawar.	Do.	2.500	2.500	0.800	1.000

Total Universities							..	22.900	2.544	..	2.544		
--------------------	--	--	--	--	--	--	----	--------	-------	----	-------	--	--

VII.—Social and Cultural Activities.

1.	Additional building for the College of Home and Social Sciences, Lahore.	Do.	0.768	0.256	0.128	0.074	0.002	0.047
2.	Construction of Science laboratory, museum and preparation of room for teaching Botany in B.Sc. College, Lyallpur.	Do.	0.153	0.129	0.100	0.012	..	0.005

Note.—A sum of Rs. 6.00 lacs has been transferred for the construction of building for Cooperative College at Lahore.

(Million Rupees.)

Sl. No.	Name of the Scheme	Status of the scheme	Estimated cost	Second Plan Outlay	Expenditure in preceding years of the Plan			Provision for 1963-64	Foreign Exchange required for 1963-64			Expenditure in subsequent years	
					1st	2nd	3rd		Total	Foreign aid	Own resources	1964-65	After 2nd Plan
1	2	3	4	5	6	7	8	9	10	11	12	13	14
3.	Construction of Science Laboratory in the College of Home Economics, Gulberg, Lahore.	Approved	0.200	0.064	0.030	0.005	0.004	0.025
5.	Construction of museum and library at Hyderabad (S.U.S.).	Do.	0.700	0.494	0.050	0.377	0.022	0.047
Total Social and Cultural Activities.								0.124		
VIII.—Scholarships													
1.	Scholarships—	Do.	53.370	53.370
	(i) 1960-61 Programme		6.104	..	5.982
	(ii) 1961-62 Programme		5.820	..	4.564
	(iii) 1962-63 Programme		4.815 3.478	8.100
	(iv) 1963-64 Programme		11.349	11.349	0.050	..	0.050
2.	External scholarships including Karachi area.	Do.	3.500	3.500	..	0.301	0.099	0.960

3. Karachi area scholarship scheme.	Do.	0.960	..	0.960
(a) Internal scholarships Middle and High School students at Karachi.	Do.	0.430	0.430	..	0.040	0.123	0.132
(b) Award of Post-matric scholarships.	Do.	1.250	1.080	0.090	0.100	0.241	0.302
(c) (i) Award of scholarships to trainees of Government Teachers Training Schools for Men and Women, Karachi.	Do.	1.400	1.400	..	0.233	0.350	0.388
(ii) Stipends for pupil teachers of Government Training College, Karachi.	Do.	0.013	0.013
(d) Scholarships for Karachi area Lasbela, etc.	Do.	0.250	0.250	0.076	0.063	0.044
Scholarships for the Government Industrial School.	Do.	0.010	0.010
Total Scholarships								13,144	1,010	..	1,010	..

IX.—Educational Schemes of Frontier Region.

1. Construction of School and Boarding House of Ladha South.	Do.	0.247	0.247	..	0.100	0.050	0.100
--	-----	-------	-------	----	-------	-------	-------	----	----	----	----	----

(Million Rupees.)

Sl. No.	Name of the Scheme	Status of the scheme	Estimated cost	Second Plan Outlay	Expenditure in preceding years of the Plan			Provision for 1963-64	Foreign Exchange required for 1963-64			Expenditure in subsequent years	
					1st	2nd	3rd		Total	Foreign aid	Own resources	1964-65	After 2nd Plan
1	2	3	4	5	6	7	8	9	10	11	12	13	14
2.	Construction of Nearai Building for Middle School Tiarzi (South Waziristan Spinuran (North Waziristan) Tari Mangal (Kurram), Girls School, Chitral and Palai and Badrage (Malakand).	Approved	0.155	0.026
3.	Construction of a workshop at Government High School, Jamrud and Shab Kader.	Do.	..	0.155	0.122	1.249
4.	Construction of six Middle Schools in Frontier Region.	Do.	0.414	0.414	0.303	0.091
5.	8 Lower Middle Schools	Do.	0.277	0.277	0.277	0.026
6.	20 Primary Schools.	Do.	0.147	0.147	0.112	0.147
Total Frontier Region.								..	1.639

X.—Miscellaneous

1. Clearance of incidental charges in connection with the Foreign Aid Equipment.	Do.	0.400	..	0.075	0.100	0.093	0.100
		<hr/>										
Total Miscellaneous		..	0.100
		<hr/>										
Total (a) On-going Schemes.			100.038	10.736	..	10.736
		<hr/>										

(b) NEW SCHEMES

I—Primary Education

1. Establishment of 10 Primary Schools at Islamabad.	Do.	2.240	1.120	0.326
2. Up-grading of Government Primary Schools, to Middle School in the Bahawalpur Division.	Do.	0.139	0.139
3. Provision of 2,000 additional places in Central Government English and Urdu Medium Schools at Karachi and Rawalpindi.	Do.	0.196	0.196	0.015	0.005	..	0.038
4. Establishment of Primary Schools in backward areas of West Pakistan.	Do.	8.900	8.900	0.690	1.500	..	0.810
		<hr/>										
Total I—Primary Education.			1.313
		<hr/>										

(Million Rupees.)

Sl. No.	Name of the Scheme	Status of the scheme	Estimated cost	Second Plan Outlay	Expenditure in preceding years of the Plan			Provision for 1963-64	Foreign Exchange required for 1963-64			Expenditure in subsequent years	
					1st	2nd	3rd		Total	Foreign aid	Own resources	1964-65	After 2nd Plan
1	2	3	4	5	6	7	8	9	10	11	12	13	14
II—Secondary Education.													
1.	Establishment of 5 Secondary Schools at Islamabad.	Approved	3.750	1.680	0.200
2.	Improvement of existing (Non-Government) Secondary Schools in West Pakistan.	Do.	1.000
3.	Construction of Hostel for Government Abbasia High School at Bahawalpur.	Do.	0.525	0.250
4.	Development of 2 Pilot Secondary Schools in Karachi.	Un-approved	0.598	0.598	0.543	0.229	..	0.229	0.229	..
5.	Addition of Technical Courses construction of workshops at Sadiqabad.	Approved	0.061	0.001
6.	Development of Sadiq Public School, Bahawalpur.	Do.	..	0.400	0.200

7. Construction of 72 New double section High Schools in Sattellite Town Bahawalpur.	Do.	0.300	0.300
8. Construction of 50 Hostels in Government High Schools in West Pakistan.	Do.	2.000	2.000	0.900
9. Up-grading of 70 Government Primary Schools to Middle Standard and provision of funds for the programme of 1962-63.	Do.	3.500	3.500	3.500
10. Improvement of 20 Govt. High Schools in Bahawalpur (Supply of Science apparatus).	Do.	0.060	0.060	0.060	0.020	..	0.020
11. Opening of new Government High School in Karachi area and supply of equipment.	Do.	0.360	0.360	0.285
12. Improvement of 35 Government Middle School in Bahawalpur (Supply of Science apparatus).	Do.	0.035	0.035
13. Diversification of Courses in Secondary Schools, Karachi.	Do.	0.130	0.130	0.130
14. Improvement of Girls Middle Schools in Canal Colony, Bahawalpur.	Do.	0.022
15. Construction of 12 Science rooms and 12 Drawing rooms.	Do.	0.360	0.360	0.360

(Million Rupees.)

Sl. No.	Name of Scheme	Status of the scheme	Estimated cost	Second Plan Outlay	Expenditure in preceding years of the Plan			Foreign Exchange required for 1963-64			Expenditure in subsequent years		
					1st	2nd	3rd	Provision for 1963-64	Total	Foreign aid	Own resources	1964-65	After 2nd Plan
1	2	3	4	5	6	7	8	9	10	11	12	13	14
16.	(i) Construction of Middle School at Mangri, Kharka, Khadiala and Kot Radha Kishan.	Approved	0.229	0.229	0.229
17.	Hostel for girls High School Rahim yar Khan.	Do.	0.075	0.075
	(ii) Supply of equipment to Quetta Schools (S. U. S.)	Do.	0.070	0.070	0.070
18.	Construction of 12 class rooms in 4 girl High Schools at Karachi 1963-64 Programme.	Do.	0.120	0.120	0.120
Total II—Secondary Education							..	8.340	0.249	..	0.240
III—Technical Education :													
1.	Government Polytechnic Institute for Women, Lahore.	Do.	2.940	2.940	0.370	0.120	..	0.120
2.	Establishment of a Textile Technology Wing at Karachi Polytechnic.	Do.	2.398	2.398	..	0.500	..	0.798	0.383	..	0.383

3.	Government Technical Teachers Training College, Lyallpur.	Do.	1·800	1·800	..	0·130	..	0·220	0·132	..	0·132
4.	National College of Arts, Lahore.	Do.	0·400	0·400	..	0·041	..	0·079	0·047	..	0·047
5.	Government Engineering School Rasul.	Do.	1·000	1·000	0·500	0·100	..	0·100
6.	Equipment for the Government Polytechnic Institute, Lahore.	Do.	4·700	4·700	..	0·236	..	0·300	0·180	..	0·180
7.	Establishment of Board of Technical Examinations in West Pakistan.	Do.	0·209	0·029	0·029
8.	Establishment of Technical Teachers Training Wing at Rawalpindi Polytechnic.	Do.	0·859	0·659
9.	Director of Technical Education, Lahore and Karachi (Equipment.)	Do.	..	1·584	0·025
10.	Establishment of West Pakistan Institute of Education Testing Guidance.	Unapproved	0·100	0·100

Total II—Technical Education

3·080	0·962	..	0·962
-------	-------	----	-------	----	----

IV—COLLEGE EDUCATION

1.	Hostel for Degree and Inter College at Rahim yar Khan.	Approved	0·450	0·300
2.	Equipment and Science apparatus for S. E. College, Bahawalpur.	Do.	0·050	0·050

(Million Rupees.)

Sl. No.	Name of Scheme	Status of the scheme	Estimated cost	Second Plan Outlay	Expenditure in preceding year of the Plan			Provision for 1963-64	Foreign Exchange required for 1963-64			Expenditure in subsequent years	
					1st	2nd	3rd		Total	Foreign aid	Own resources	1964-65	After 2nd Plan
1	2	3	4	5	6	7	8	9	10	11	12	13	14
COLLEGE EDUCATION—Contd.													
3.	Construction of building for Library for Government College, Montgomery.	Approved	0.080	0.080
4.	Addition and alteration of Mosque in S. E. College Bahawalpur.	Do.	0.020	0.020
5.	Additional furniture and equipment for girls Degree College, Bahawalpur.	Do.	0.050	0.050
6.	Construction of residence of Principal and additional staff quarters in S.E. College for Women Bahawalpur.	Do.	0.368	0.150
7.	Construction of accommodation required for post graduate classes.	Do.	0.300	0.300
8.	Improvement of facilities in Non-Government Arts Colleges in West Pakistan (Governors Educational Grant).	Un-approved	1.500	1.500

9.	Construction of building for Degree College Sukkur.	Approved	0.510	0.240
10.	Introduction of New Courses of Studies in Arts and Science Colleges.	Do.	0.550	0.550	0.096	..	0.240
Total III—College Education								2.930

V—TEACHERS EDUCATION

1.	Establishment of 6 Regional Education Extension Service Centres in West Pakistan.	Do.	9.900	4.827	1.655	0.809	..	0.809
2.	Construction of buildings for Government Training Schools for Men at Karachi.	Unapproved	0.410	0.410	0.354	0.040	..	0.040
3.	(i) Establishment of 4 Centres for in service Training of Teacher of Primary and Middle Schools in West Pakistan.	Approved	2.556	2.656	0.306
	(ii) C.T. Classes, Quetta							
Total V—Teachers Education								2.315	0.849	..	0.849

VI—MISCELLANEOUS

1.	Minor Work	Do.	0.465	0.465
2.	Sinking of New Tubewell in Central Model School, Lahore.	Do.	0.077	0.077	0.015	..	0.015

(Million Rupees.)

Sl. No.	Name of Scheme	Status of the scheme	Estimated cost	Second Plan Outlay	Expenditure in preceding years of the Plan			Provision for 1963-64	Foreign Exchange required for 1963-64			Expenditure in subsequent years	
					1st	2nd	3rd		Total	Foreign aid	Own resources	1964-65	After 2nd Plan
1	2	3	4	5	6	7	8	9	10	11	12	13	14
3.	Development of the Punjab Public, Library.	Un-approved	0.300	0.300
4.	Improvement of the Central Museum, Lahore.	Do.	0.300	—	0.300
5.	Improvement of Dyal Singh College, Library.	Approved	0.100	—	0.100
Total VI—Miscellaneous							..	1.242	0.015	..	0.015
VIII—SCHOLARSHIPS													
1.	Scholarships to Scheduled Caste Christian Students	Do.	0.086	0.056
Total VIII—Scholarship							..	0.056

IX—FRONTIER REGION

1. Construction of Middle School at Dab Kose.	Do.	0.056	0.056
2. Construction of building for Degree College at Thana.	Do.	2.206	0.637
Total—IX Frontier Region							0.693
Total (b) New Schemes							19.969	2.075
Total (a) and (b) Education and Training.							120.007	12.811	..	12.811

HEALTH

(Million Rupees.)

Sl. No.	Name of the Scheme	Status of the scheme	Estimated cost	Second Plan Outlay	Expenditure in preceding years of the Plan			Provision for 1963-64	Foreign Exchange required for 1963-64			Expenditure in subsequent years	
					1st	2nd	3rd		Total	Foreign aid	Own resources	1964-65	After 2nd Plan
1	2	3	4	5	6	7	8	9	10	11	12	13	14
(A) ONGOING SCHEMES													
1.	B. C. G. Vaccination Campaign including setting up of 10 T.B. Clinics.	Approved	4.600	4.000	0.976	1.608
2.	Nishtar Medical College, Multan and its expansion— Construction of Nishtar Medical College at Multan including the mosque.	Do.	18.806	2.000	0.534
3.	Liaquat Medical College, Hyderabad and its expansion— Construction of a building of Liaquat Medical College at Jam Shoro.	Do.	19.615	1.300	1.020	0.918
4.	Mental Hospital, Mansehra— Construction of Mental Hospital at Mansehra.	Do.	2.300	2.300	0.661	0.263

5. Improvement of Urban and Headquarters Hospitals—											
(i) Construction of Tehsil Headquarters-Hospital at Kharian.	Do.	0·311	4·600	{	0·040	0·211
(ii) Construction of Shah Bunder Sub-Division Hospital at Sujawal.	Do.	0·800			0·244	0·245
(iii) Construction of Infectious Diseases Hospital at Quetta.	Do.	0·262			0·063	0·026
(iv) Construction of Rural Dispensaries in Quetta Zone.	Unapproved	1·100	0·502	0·100
(v) Construction of 125 bedded Hospital at Khairpur.	Do.	0·996	0·150	0·281
6. Stipends for the students of Lady Health Visitors and Health Technician Schools—											
(i) Stipends in connection with the increase in admission in the Public Nursing Schools, Lahore.	Approved	0·159	1·820	{	0·036	0·036
(ii) Stipends for students of Lady Health Visitors and Health Technicians.	Do.	1·822			0·212	0·258
7. Stipends to trained Nurses to undergo Midwifery Training at Lady Aitchison Hospital, Lahore.	Do.	0·180	0·036	0·036

(Million Rupees.)

Sl. No.	Name of the Scheme	Status of the scheme	Estimated cost	Second Plan Outlay	Expenditure in preceding years of the Plan			Provision for 1963-64	Foreign Exchange required for 1963-64			Expenditure in subsequent years	
					1st	2nd	3rd		Total	Foreign aid	Own resources	1964-65	After 2nd Plan
1	2	3	4	5	6	7	8	9	10	11	12	13	14
8.	Stipends for training of Dispensers at District Headquarters Hospital, Kalat.	Approved	0.019	0.003	0.004
9.	Scheme relating to training of Dais, Nurse Dais and Midwives in West Pakistan.	Unapproved	2.054	0.364	0.411
10.	Scholarships—												
	(a) Mayo Hospital Lahore	Approved	0.008
	(b) Lady Reading Hospital, Peshawar.	Do	0.083
	(c) B. V. Hospital, Bawalpur.	Do.	0.028
	(d) Lahore General Hospital, Lahore.	Do.	1.155	1.058
11.	Malaria Eradication ..	Do.	35.000	35.000	5.000	7.000
12.	Purchase of equipment for T.B. Clinics.	Do.	0.500	0.100	0.100

13. Opening of 5 new Tehsil Headquarters Hospitals and improvement to 10 existing Tehsil Headquarters Hospitals—

(i) Construction of New Hospital building at Shakargah in Sialkot district.	Approved	—	4.250	—	—	0.067	0.200						
---	----------	---	-------	---	---	-------	-------	--	--	--	--	--	--

(ii) Opening of 4 New Tehsil Headquarters Hospitals—Purchase of equipment for 4 New Tehsil Hospitals at Digri, Bagh (Kalat) Kahuta and Isakhel.	Do.	—	—	—	—	1.250	1.600						
---	-----	---	---	---	---	-------	-------	--	--	--	--	--	--

14. Opening of 5 New District Headquarters Hospitals ; and Upgrading of 14 District Headquarters Hospitals—

(i) Construction of building and purchase of equipment for the District Headquarters Hospitals, at—

(a) Sialkot	Do.	2.060				0.590	1.120						
(b) Gujrat	Do.	2.547				0.350	0.700						
(c) Jhelum	Do.	2.587				0.500	0.700						
(d) Sanghar	Do.	3.217				0.250	0.500						

(ii) Upgrading of District Headquarters Hospital at—

(a) Dadu	Do.	0.500				1.100	0.221						
(b) Turbat	Do.	0.500					0.100						
(c) D. I. Khan	Do.	0.500					0.100						

20.00

(Million Rupees.)

Sl. No.	Name of the Scheme	Status of the scheme	Estimated cost	Second Plan Outlay	Expenditure in preceding years of the Plan			Foreign Exchange required for 1963-64				Expenditure in subsequent years	
					1st	2nd	3rd	Provision for 1963-64	Total	Foreign aid	Own resources	1964-65	After 2nd Plan
1	2	3	4	5	6	7	8	9	10	11	12	13	14
15.	Improvement of Urban and Headquarters Hospitals												
	(i) Three additional Wards in Fatimah Jinnah T.B. Sanatorium at Quetta.	Approved	0.372	—	—	—	0.228	0.072	—	—	—	—	—
	(ii) 8-Bedded Hospital at Hindu Bagh.	Do.	0.133	0.005	0.025
	(iii) Eye Hospital, Hyderabad.	Do.	0.578	0.098	0.300
	(iv) Construction of Nurses Home at District Headquarters Hospital, Bahawalnagar.	Do.	0.183	0.030	0.130
	(v) Reconstruction of Civil Dispensary building at Fort Munro, District D.G. Khan.	Do.	0.129	0.047	0.008
	(vi) Construction of building for Civil Dispensary and staff quarters at Much (Bolan Sub-Division).	Do.	0.144	0.048	0.014

(vii) Providing underground sewerage scheme in the Bahawal Victoria Hospital, Bahawalpur.	Do.	0.116	0.025	0.010
18. Provision of 20 Mobile Dispensaries in West Pakistan—		0.580	0.580	0.116	0.116
Opening of 20 Mobile Dispensaries in West Pakistan, under 2nd-Five-Year Plan—Establishment of 4 Mobile Dispensaries during the year 1963-64.	Do.	0.580	0.580	0.116	0.116
19. Rural Health Centres—	Do.											
(i) Field Training Rural Health Centre at Daultala.		0.489	0.489	0.040	0.143
(ii) Field Training Rural Health Centre at Lilla.		0.505	0.505	0.087	0.090
(iii) Field Training Rural Health Centre at Warburton.		0.468	0.468	0.037	0.070
(iv) Field Training Rural Health Centre at Lulliani.		0.470	0.470	0.103	0.027
(v) Field Training Rural Health Centre at Uch.		0.399	0.399	0.030	0.100
(vi) Field Training Rural Health Centre at Pishin.		0.530	0.530	0.071	0.071
(vii) Kazi Ahmad and Tandogram.		0.015	0.015	0.015	0.015	0.015	0.015

(Million Rupees.)

Sl. No.	Name of the Scheme	Status of the scheme	Estimated cost	Second Plan Outlay	Expenditure in preceding years of the Plan			Provision for 1963-64	Foreign Exchange required for 1963-64			Expenditure in subsequent years	
					1st	2nd	3rd		Total	Foreign aid	Own resources	1964-65	After 2nd Plan
1	2	3	4	5	6	7	8	9	10	11	12	13	14
	(vii) Construction and improvement of 150 Health Centres including one each at Zhob (Sibi District) Khairpur Tamianwali, Ahmadpur Lanan and Sadiq Gunj						0.092	0.033					
	(a) 1960-61 ..						0.092	0.033					
	(b) 1961-62 ..						0.092	0.033					
	(c) 1962-63 ..						0.092	0.033					
	(a) 1960-61 ..						0.429	0.370
	(b) 1961-62
	(c) 1962-63 ..						5.755	6.400
20.	Institute of Radiology, Mayo Hospital, Lahore—	Approved.											
	(i) Purchase of equipment for the Institute of Radioiogy Therapy Section, Mayo Hospital, Lahore.		0.492	1.162
	(ii) Purchase of equipment for the Institute of Radiology (Diagnostic Section), Mayo Hospital, Lahore.		0.300	2.000	0.065

21.	Improvement and expansion of the Institute of Hygiene and Preventive Medicine, Lahore.	Do.	0.800	0.800	0.112	0.200
22.	Family Planning :—											
	Family Planning Equipment of hospitals and dispensaries.		12.235	15.000	1.975	1.391	0.600	..	0.600	..
23.	Opening of 2 Health Technician Training Schools at Bahawalpur and Quetta—	Do.										
	Medical Health Technicians School, Quetta.		1.000	2.550	0.497	0.400
24.	Opening of Lady Health Visitors Schools at Quetta and improvements in Hyderabad and Peshawar Schools :—	Do.										
	(i) L.H.V. Schemes, Quetta and Peshawar.		1.950	2.550	0.486	0.319
	(ii) Opening of a Lady Health Visitors School at Quetta—Purchase of equipment.		0.200		0.100
25.	Stipends for the students of Lady Health Visitors and Health Technician Schools—	Do.										
	Grant of scholarships to the Lady Health Visitor students in the proposed Public Health Schools at Quetta.		0.070	1.820	0.017	0.023

(Million Rupees.)

Sl. No.	Name of the Scheme	Status of the scheme	Estimated cost	Second Plan Outlay	Expenditure in preceding years of the Plan			Provision for 1963-64	Foreign Exchange required for 1963-64			Expenditure in subsequent years	
					1st	2nd	3rd		Total	Foreign aid	Own resources	1964-65	After 2nd Plan
1	2	3	4	5	6	7	8	9	10	11	12	13	14
26.	Improvements in the Public Health Nursing School, Lahore.	Approved	0.768	1.500	0.133	0.300
27.	Establishment of Central Food Analysis Laboratory, Lahore.	Do.	1.962	1.000	0.230	0.300
28.	Establishment of Regional Food Analysis Laboratories at Sukkur and Quetta.	Do.	0.400	0.172	0.158
29.	Establishment of West Pakistan Drugs Laboratory at Lahore.	Do.	0.800	1.100	0.055	0.297
30.	Construction of Health Technicians Training Institute at Bahialpur.	Unapproved	1.125	0.200	0.500
31.	Opening of 20 School Health Service Units in West Pakistan under 2nd Five-Year Plan. Purchase of equipment for 5 units opened during 1962-63.	Approved	0.960	1.800	0.015	0.015

32. Stipends to 50 Probationer Nurses in the Lahore General Hospital, Lahore.	Do.	N.A.	0.080	0.069
33. Additional Scholarships ..	Do.	0.031	0.036
34. Expansion of Central T. B. Sanatorium at Ojha.	Do.	4.700	1.000	2.400
35. Construction of quarters for Class IV servants, Civil Hospital, Karachi.	Do.	0.350	0.145	0.013
36. Air-conditioning of serious patients ward in Civil Hospital, Karachi.	Do.	0.172	0.087	0.085

Frontier Regions

37. Anti-Malaria Organization—												
(i) Provision of Malaria Organization.	Do.	0.880	} 0.880	} 0.059	0.100	0.172	0.150	0.012	..	0.012
(ii) Anti-Malaria Organization in Dir State.	Do.	0.160			0.052	0.033	0.031
38. Opening of 13 hospitals—	Do.											
(i) Opening of the Civil Hospital at Mir Ali Wana and Loi Agra.		0.591	} 1.720	..	} 0.076	0.094 0.287	0.175
(ii) Opening of Civil Hospital at Samana.		0.402		..		0.050 0.230	..	0.068
(iii) Opening of Hospital and staff quarters at Dogra Picquet, Khyber Agency.				..		0.200	0.300

(Million Rupees.)

Sl. No.	Name of the Scheme	Status of the scheme	Estimated cost	Second Plan Outlay	Expenditure in preceding years of the plan			Provision for 1963-64	Foreign Exchange required for 1963-64			Expenditure in subsequent years	
					1st	2nd	3rd		Total	Foreign aid	Own sources	1964-65	After 2nd Plan
1	2	3	4	5	6	7	8	9	10	11	12	13	14
	(iv) Opening of Referrel Hospital at Timargarh in Dir State.	..	0.873	0.300	0.131
	(v) Construction of Three hospitals at Muzaffar kot, Tira-za and Datta-khel.	..	0.334	0.090	0.120
	(vi) Construction of three hospitals at Lowra Maina, Spin and Navokilli.	..	1.045	0.150	0.500
39.	Opening of 12 dispensaries at Charah, Lalacina in Khyber Agency, Kari-muahan and Sidiqi kot in North Waziristan Agency, Nara, Agency, Domel, Nisar, Babir, Tarich Ashrat.	Approved	0.120	0.440	0.064	0.167	0.020	0.073
40.	Training of 55 Tribal Boys as Compounders.	Do.	0.132	0.027	0.033	0.033

41. Opening of eleven dispensaries.	Do.	0.110	0.089	0.005	0.060	0.034	..	0.034
42. UPGRADING OF 6 EXISTING DISPENSARIES INTO HOSPITALS.												
Upgrading of dispensary at Darzinda.	0.580	0.032
43. Opening of 12 dispensaries in Frontier Regions.	Do.	0.367	0.158	0.143
44. Opening of two Primary Health Centres with six Sub-centres in Dir State.	Do.	1.400	0.146 0.166	0.500	0.026	..	0.026
Total—(On-going)					..	35.279	0.672	..	0.672

NEW SCHEMES

1. Construction of New District Headquarters Hospital, Jhang.	Do.	2.477	0.900
2. Upgrading of existing Tehsil Headquarter Hospital, Swabi, (District Mardan).	Do.	0.100	0.100
3. Construction of Subsidiary T. B. Centre in Malir Muhajir Colony, Karachi.	Unapproved	0.474	0.474
4. Improvements and additions to Sir C. J. Mental Hospital, Hyderabad.	Do.	0.400	0.200	0.100	..	0.100
5. Providing Laundry Plant in the B. V. Hospital, Bahawalpur.	Approved	0.223	0.223

(Million Rupees.)

Sl. No.	Name of the Scheme	Status of the scheme	Estimated cost	Second Plan Outlay	Expenditure in preceding years of the Plan			Foreign Exchange required for 1963-64				Expenditure in subsequent years	
					1st	2nd	3rd	Provision for 1963-64	Total	Foreign aid	Own resources	1964-65	After 2nd Plan
1	2	3	4	5	6	7	8	9	10	11	12	13	14
6.	Provision of furniture and two Buses and one Station Wagon for the Liaquat Medical College, Hyderabad.	Unapproved	0.170	0.170	0.109	..	0.100
7.	Construction of Standard District Headquarters Hospital at Loralai.	Do.	1.900	0.400	0.045	..	0.045
8.	Improvement of Water-supply for Miss Fatima Jinnah T. B. Sanatorium, Quetta.	Approved	0.136	0.136	0.027	..	0.027
9.	Construction of T.B. Sanatorium, Kotri.	Do.	1.280	0.506
10.	Construction of Subsidiary T.B. Centre at Nizamabad, Karachi (Additional Funds).	Do.	0.167	0.167
11.	Construction of Food Analysis Laboratory building at Sukkur.	Do.	0.296	0.296
12.	Construction of building for General Store, Stationery and Form Store, Repair Workshop and Tailors Shop at Civil Hospital, Karachi.	Do.	0.450	0.400

13.	Construction of Nurses Home at the Government Lady Reading Hospital, Peshawar.	Do.	0.600	0.500
14.	Upgrading of existing Tehsil Headquarters Hospital Wazirabad, District Gujranwala.	Do.	0.150	0.150
15.	Upgrading of Civil Hospital, Gujranwala into District Headquarters Hospital.	Do.	0.500	0.500
16.	Constuction of double storeyed Ward and Servants Quarters at the District Headquarters Hospital, Rawalpindi.	Do.	0.398	0.398
17.	Providing Water Supply, Sanitation Installation and Sewerage in Lady Aitchison Hospital, Lahore.	Do.	0.171	0.171
18.	Upgrading of existing Tehsil Headquarter Hospital, Swabi (District Mardan) (Purchase of Equipment).	Do.	0.050	0.050
19.	Purchase of equipment for new Tehsil Headquarter Hospital, Bhag, District Kalat.	Do.	0.050	0.050
20.	Purchase of 5 X-Ray Plants for the Tehsil Headquarters Hospitals, Charsadda, Haripur, Hangu, Lakki and Tank.	Do.	0.175	0.175	0.125	..	0.125

(Million Rupees.)

Sl. No.	Name of the Scheme	Status of the scheme	Estimated cost	Second Plan Outlay	Expenditure in preceding years of the Plan			Provision for 1963-64	Foreign Exchange required for 1963-64			Expenditure in subsequent years	
					1st	2nd	3rd		Total	Foreign aid	Own resources	1964-65	After 2nd Plan
1	2	3	4	5	6	7	8	9	10	11	12	13	14
21.	Stipends to 26 posts of Probationer Nurses for the Lahore General Hospital, Lahore.	Approved	0.036	0.036
	Training of Home Visitors in T.B. at the T.B. Control and Training Centre, Karachi.	Do.	0.009	0.009
22.	Stipends to 20 posts of Probationer Nurse in connection with scheme of Training of Nurses and Midwives at the Sandeman Civil Hospital, Quetta.	Do.	0.013	0.013
23.	Training of X-Ray and Laboratory Technicians at the T.B. Control and Training Centre, Karachi.	Do.	0.006	0.006
24.	Stipends to Nursing Staff at the Nishtar Hospital, Multan in implementation of comprehensive Nurses Training Syllabus.	Do.	0.030	0.030
25.	Purchase of Ambulance for Civil Hospital, Sukkur.	Do.	0.016	0.016

26.	Purchase of Equipment or T.B. Clinics in West Pakistan (for Khairpur Region).	Do.	0.002	0.002
27.	Purchase of X-Ray Plant and Generator for Civil Hospital Hindubagh, in Quetta Region.	Do.	0.026	0.026	0.024	..	0.026	..
28.	Purchase of X-Ray Plant and Generator for Civil Hospital Nushki (Quetta).	Do.	0.026	0.026	0.024	..	0.026	..
29.	Provision for the purchase of X-Ray Plant for Civil Hospital, Kalat.	Do.	0.025	0.025	0.025	..	0.025	..
30.	Provision for the cost of an X-Ray Plant and Generator for Civil Hospital, Khan.	Do.	0.045	0.045	0.045	..	0.045	..
31.	Provision for the cost of an X-Ray Plant for Civil Hospital, Loralai.	Do.	0.025	0.025	0.025	..	0.025	..
32.	Provision of an X-Ray Plant for Civil Hospital, Barkhan.	Do.	0.025	0.025	0.025	..	0.025	..
33.	Provision for the purchase of an X-Ray Plant for Civil Hospital, Harnai.	Do.	0.025	0.025	0.025	..	0.025	..
34.	Provision for the purchase of an X-Ray Plant and Generator for the Civil Hospital, Panjgur.	Do.	0.045	0.045	0.045	..	0.045	..
35.	Improvement of Sandeman Civil Hospital, Quetta for training of Nurses and Midwives, purchase of equipment.	Do.	0.200	0.200	0.027	..	0.027	..

(Million Rupees.)

Sl. No.	Name of the Scheme	Status of the scheme	Estimated cost	Second Plan Outlay	Expenditure in preceding years of the Plan			Provision for 1963-64	Foreign Exchange required for 1963-64			Expenditure in subsequent years	
					1st	2nd	3rd		Total	Foreign aid	Own resources	1964-65	After 2nd Plan
1	2	3	4	5	6	7	8	9	10	11	12	13	14
36.	Purchase of equipment for the Health Technician Training Institute, Quetta.	Approved	0.092	0.092	0.037	..	0.037
37.	Purchase of equipment for the Health Visitors School Quetta.	Do.	0.140	0.040	0.011	..	0.011
38.	Provision for the cost of an X-Ray Plant and Generator for Civil Hospital, Turbat.	Do.	0.045	0.045	0.045	..	0.045
39.	Provision of X-Ray Plant and equipment for Miss Fatimah Jinnah T. B. Sanatorium Quetta.	Do.	0.150	0.150	0.015	..	0.150
40.	Purchase of X-Ray Plant with accessories for the X-Ray Department to be opened at the Civil Hospital, Mastung, District Kalat.	Do.	0.025	0.025	0.025	..	0.025
41.	Purchase of equipment for three new Wards of 24 beds each in Fatimah Jinnah T.B. Sanatorium, Quetta.	Do.	0.067	0.067

42.	Purchase of equipment for newly established 20-bedded Infectious Diseases Hospital at Quetta.	Do.	0.020	0.026
43.	Stipends and other allowances to Nursing staff for Mayo Hospital, Lahore.	Do.	0.006	0.006
44.	Expansion of Civil Hospital, Haripur, District Hazara.	Do.	0.347	0.347
45.	Purchase of an X-Ray Plant for Civil Hospital, Sibi.	Do.	0.025	0.025	0.025	..	0.025
46.	Equipment for Health Education Service in West Pakistan.	Do.	0.220	0.220	0.068	..	0.068
47.	Equipment for Basic Departments and Photographer Departments, Dow Medical College, Karachi.	Do.	0.050	0.050	0.050	..	0.050
48.	Provision of Fire-Fighting implements for the Civil Hospital, Karachi.	Do.	0.035	0.035
49.	Establishment of a Dental Section in the Liaquat Medical College, Hyderabad.	Do.	0.020	0.011
50.	Purchase of modern equipment for the improvement of Government Lady Reading Hospital, Peshawar.	Do.	0.379	0.379	0.379	..	0.379
51.	Purchase of furniture for the newly constructed wards at the Civil Hospital, Karachi.	Do.	0.050	0.050

(Million Rupees.)

Sl. No.	Name of the Scheme	Status of the scheme	Estimated cost	Second Plan Outlay	Expenditure in preceding years of the Plan			Provision for 1963-64	Foreign Exchange required for 1963-64			Expenditure in subsequent years	
					1st	2nd	3rd		Total	Foreign aid	Own resources	1964-65	After 2nd Plan
1	2	3	4	5	6	7	8	9	10	11	12	13	14
52.	Establishing of eight Dental Clinics in various Hospitals in West Pakistan—Purchase of equipment.	Approved	0.164	0.164	0.082	..	0.082
53.	Purchase of equipment for the Lady Aitchison Hospital, Lahore.	Do.	0.093	0.093	0.047	..	0.047
54.	Improvement of K. E. M. College, Lahore — Air-Conditioning of Animal House.	Do.	0.215	0.215
55.	Providing new-boring and connecting it with the existing plant in F. C. C. Estate, Mayo Hospital, Lahore.	Do.	0.015	0.015	0.003	..	0.003
56.	Providing new-boring and connecting it with the existing Plant in K. E. M. College, Lahore (Hostel).	Do.	0.018	0.018	0.003	..	0.003

57.	Minor Works.	Do.	1.500	1.500
58.	Sinking of a new tube-well in Lady Willingdon Hospital, Lahore.	Do.	0.077	0.077	0.015	..	0.015
59.	Sinking of a new tube-well at Government Mental Hospital, Lahore.	Do.	0.077	0.077	0.015	..	0.015
60.	Construction of a hostel for Demontmorency College of Dentistry, Lahore.	Do.	0.347	0.100
61.	Upgrading of Civil Hospital at Nawabshah.	Do.	0.400	0.400
62.	Upgrading of Civil Hospitals at—												
	(a) Hasilpur ..	Do.	0.200	0.200
	(b) Minchinabad ..	Do.	0.200	0.200
	(c) Fort Abbas ..	Do.	0.200	0.200
	(d) Ahmedpur East ..	Do.	0.200	0.200
63.	Upgrading of Civil Hospital, Rahimyar Khan.	Do.	0.400	0.400
64.	Construction of new dispensary at Kallu Khan.	Do.	0.252	0.252
65.	Opening of two dispensaries in Cholistan Area.	Do.	0.120	0.120
	Purchase of equipment for Blood Bank in the Sandeman Civil Hospital, Quetta.	Do.	0.023	0.023
66.	Purchase of equipment for Civil Hospital, Leiah, District Muzaffargarh.	Do.	0.022	0.022

(Million Rupees.)

Sl. No.	Name of the Scheme	Status of the scheme	Estimated cost	Second Plan Outlay	Expenditure in preceding years of the Plan			Foreign Exchange required for 1963-64				Expenditure in subsequent years	
					1st	2nd	3rd	Provision for 1963-64	Total	Foreign aid	Own resources	1964-65	After 2nd Plan
1	2	3	4	5	6	7	8	9	10	11	12	13	14
67.	Purchase of apparatus for use in Chemical Laboratory, Lahore.	Approved	0.010	0.010	0.010	..	0.010
68.	Purchase of equipment for Civil Hospital, Haroonabad.	Do.	0.020	0.020	0.008	..	0.008
69.	Construction of 24 Senior Staff Flats in Mayo Hospital, Lahore.	Do.	0.293	0.293
70.	Construction of Guest House at Samli Sanatorium.	Do.	0.032	0.032
71.	Construction of Instrument Repair Workshop at Medical Stores Depot, Lahore Cantonment.	Do.	0.040	0.040
<i>Merged Area—</i>													
72.	Opening of 8-bedded hospital and residential accommodation at Kap Gani in the merged area of District Mardan.	Approved	0.180	0.072	0.016	..	0.016

73.	Opening of 2 Dispensaries at Uthla and Chini merged area of Mardan.	Do.	0.187	0.078	0.009	..	0.009
74.	Construction of 9 dispensaries at Badkul, Sher-garh, Nara, Lessen, Nik-kapani, Nilli Shang Sham-lai, Kuza Banda, Gali Bad-rul in merged area of Hazara District.	Do.	0.725	0.331	0.035	..	0.035

FRONTIER REGION

75.	Opening of dispensaries in Bajaur area.	Approved	0.179	0.060
76.	Opening of 100-bedded Tuberculosis Sanatorium at Razmak.	Do.	0.326	0.326

Total (New)

13.614 1.708 .. 1.708

Total Health (On-going & New)

48.593 2.380 .. 2.380

(Million Rupees.)

Sl. No.	Name of the Scheme	Status of the scheme	Estimated cost	Second Plan Outlay	Expenditure in preceding years of the Plan			Provision for 1963-64	Foreign Exchange required for 1963-64			Expenditure in subsequent year	After 2nd Plan
					1st	2nd	3rd		Total	Foreign aid	Own re-sources	1964-65	
1	2	3	4	5	6	7	8	9	10	11	12	13	14
(a) ON-GOING SCHEMES—													
1.	Continuance of nineteen Urban Community Development Projects in West Pakistan during 1963-64.	Approved	2.432	2.500	0.154	0.235	0.230	0.340
2.	Grant-in-aid to Social Welfare Council.	Do.	2.500	2.500	0.300	0.300	0.500	0.700
3.	Institute for Blinds at Peshawar.	Do.	1.194	1.330	0.062	0.223	0.055	0.059
4.	Continuance of four Social Services Projects (Medical) at Multan, Peshawar, Quetta and Hyderabad.	Do.	0.286	0.380	0.024	0.035	0.042	0.052
5.	Addition to the existing building of Blind Institute inside Sheranwala Gate, Lahore.	Do.	0.514	0.006	0.364
6.	One Remand Home at Lahore.	Do.	0.464	0.500	..	0.021	0.037	0.051

7. Continuance of eight Urban Community Development Projects in West Pakistan during 1963-64.	Do.	0.047	0.132
8. Continuance of one Social Services Project (Medical) at Lahore, during 1963-64.	Do.	0.007	0.012
9. Continuance of one Remand Home at Hyderabad 1963-64.	Do.	0.027	0.050
10. Medical Social Work Projects Karachi/Rawalpindi.	Do.	0.200	0.200	0.181	0.126
11. Social Economic Centre for Women, Karachi.	Do.	0.440	0.440	0.069	0.124
12. Homes for Destitute and Under-privileged Women, Karachi and Rawalpindi.	Do.	1.110	1.110	0.314	0.124
13. Institute for the Blind at Karachi.	Do.	1.210	1.210	0.072
14. Urban Community Development Projects, Karachi and Rawalpindi.	Do.	0.450	0.450	0.414	0.264
Total (a) On-going Schemes		2.378
(b) NEW SCHEMES—												
1. Creation of additional staff for Social Economic Centre for Women at Karachi during 1963-64	Approved	0.004
2. Child Welfare Scheme ..	Do.	0.035
Total (b) New Schemes		0.039
Grand Total Social Service		2.417

(Million Rupees.)

Sl. No.	Name of the Scheme	Status of the scheme	Estimated cost	Second Plan Outlay	Expenditure in preceding years of the Plan			Provision for 1963-64	Foreign Exchange required for 1963-64			Expenditure in subsequent years	
					1st	2nd	3rd		Total	Foreign aid	Own resources	1964-65	After 2nd Plan
1	2	3	4	5	6	7	8	9	10	11	12	13	14
(B) NEW SCHEMES													
MANPOWER AND EMPLOYMENT.													
1.	Technical Training Centre, Hyderabad.	Approved	2.540	*0.500
2.	Trades Training Centre, Dina, Jhelum.	Unapproved	16.421	*8.000	3.372	..	3.372
3.	Pak German Training Centre, Mughalpura.	S.N.R.	1.150
4.	Loan for Social Survey Scheme.	Approved	0.100
5.	Construction of Office Building for the Labour Directorate at Lahore.	Do.	0.250	0.250
6.	Establishment of Industrial Relations Institute at Lahore.	Do.	0.021	0.021
Total (b) Manpower and Employment.					10.021	3.372	..	3.372

*Subject to availability of Foreign Aid.

CENTRE

DEVELOPMENT PROGRAMME 1963-64

SUMMARY—CENTRE

(Million Rupees)

Name of the Sector	Provision for 1963-64	Foreign Exchange Required for 1963-64		
		Total	Foreign Aid	Own Resources
1	2	3	4	5
1. Agriculture	46·006	15·486	13·696	1·790
2. Water and Power	41·490	13·631	4·205	9·426
3. Industry	50·276	9·396	8·028	1·368
4. Fuels and Minerals	80·012	23·010	20·206	2·804
5. Transport and Communications	189·925	74·872	71·935	2·937
6. Housing and Settlements	155·225	34·758	24·835	9·923
7. Education and Training	24·780	6·484	0·520	5·964
8. Health	14·864	1·288	0·610	0·678
9. Social Service	2·674
10. Manpower and Employment	2·195
Total ..	607·447	178·925	144·035	34·890

DEVELOPMENT PROGRAMME 1963-64

SUMMARY—CENTRE

(Million Rupees)

Name of the Sector						On-going Schemes	New Schemes	Total (On- going & New)
1						2	3	4
1. Agriculture	43·910	2·096	46·006
2. Water and Power	38·790	2·700	41·490
3. Industry	39·775	10·501	50·276
4. Fuels and Minerals	65·178	14·834	80·012
5. Transport and Communications	157·354	32·571	189·925
6. Housing and Settlements	155·225	..	155·225
7. Education and Training	22·705	2·075	24·780
8. Health	12·004	2·860	14·864
9. Social Service	2·674	..	2·674
10. Manpower and Employment	1·087	1·108	2·195
Total						538·702	68·745	607·447

AGRICULTURE—SUMMARY

(Million Rupees)

Sl. No.	Name of the Sub-Sector				Provision for 1963-64	Foreign Exchange Required for 1963-64		
						Total	Foreign Aid	Own Resources
1.	Plant Protection	10.313	8.587	8.500	0.087
2.	Soils	2.400	0.860	0.860	..
3.	Agricultural Statistics	0.384
4.	Agricultural Economics	0.422
5.	Agricultural Marketing	1.284	0.160	..	0.160
6.	Agricultural Research	1.086	0.086	..	0.086
7.	Foodgrain Storage	18.449	1.840	1.807	0.033
8.	Forestry	2.500	2.389	2.389	..
9.	Fisheries	3.211	1.345	..	1.345
10.	Under-developed Areas	3.463	0.219	0.140	0.079
11.	Rural Development	2.494
Total					46.006	15.486	13.696	1.790

AGRICULTURE

(Million Rupees)

Sl. No.	Name of the Scheme	Status of the Scheme	Estimated cost	2nd Plan Outlay	Expenditure in preceding years of the Plan			Provision for 1963-64	Foreign Exchange required for 1963-64			Expenditure in subsequent years	
					1st	2nd	3rd		Total	Foreign Aid	Own Resources	1964-65	After 2nd Plan
1	2	3	4	5	6	7	8	9	10	11	12	13	14
Plant Protection :													
Ongoing schemes													
1.	Acquisition of plant protection materials (pesticides, equipment and vehicles—Central part only.)	Approved	206.111	258.000	25.726	42.031	40.000	8.800	8.500	8.500
2.	Aerial pest control programme, West Pakistan.	Do.	4.971	4.970	1.007	0.233	0.617	0.665	0.087	..	0.087
3.	Extension of quarantine outpost in the department of plant protection, Karachi. (Staff only).	Do.	0.777	0.680	0.013	0.016	0.160	0.139
4.	Amalgamated and expanded Aerial unit and work-shop in East Pakistan.	Do.	1.749	1.880	0.100	0.210	0.250	0.279	0.541	6.450
5.	Radio Isotopes for Research on locusts.	Do.	0.342	0.190	0.010	0.024	0.069	0.056
6.	Expansion of Chemistry Section in the Central Plant Protection Department.	Do.	0.170	0.170	0.011	0.021	0.025	0.025
7.	Desert Locust Research Scheme.	Do.	0.750	0.290	..	0.059	0.076	0.070
8.	National Insect Museum.	Do.	0.540	0.150	0.001	0.012	0.020	0.027
9.	Biological Control Station, Rawalpindi.	Do.	0.017	0.017
New	Scheme												
10.	Construction of landing strips for aero-planes and storage for oil and insecticides.	Un-approved	8.700	8.700	0.235
Total					(Plant Protection)			..	10.313	8.587	8.500	0.087	..

[illegible]

Agricultural Marketing :

1. Hides and Skins Grading scheme.	Do.	5.027	5.000	0.120	0.031	0.196	1.151	0.160	..	0.160	0.699	0.728
2. Egg Grading scheme ..	Do.	0.191	0.191	..	0.002	0.020	0.038	0.037	0.038
3. Hair Grading	Do.	0.188	0.200	0.006	0.050	0.070	0.064
4. Coriander seed and sann hemp Grading scheme.	Do.	0.150	0.100	0.015	0.031	0.031	0.032

Total (Agri. Marketing) .. 1.284 0.160 .. 0.160

Agricultural Research :

1. Grant by the Central Govt. to Pakistan Central Jute Committee.	Do.	8.700	1.120	1.020	0.847	1.000
2. Contribution to the F. A. O.	Do.	0.086	0.086	0.086	..	0.086

Total (Agricultural Research) .. 1.086 0.086 .. 0.086

Foodgrain Storage :

1. Construction of 283,000 tons storage capacity :												
(a) 40,000 tons, Khulna ..	Approved	8.000	} 26.000	3.058	0.350	6.000	6.000	0.600	0.600
(b) 60,000 tons, Chittagong ..		18.000	
(c) 1,10,000 tons, Pipri ..		18.500		4.150	6.575	0.907	0.907
(d) 30,000 tons, Karachi Port Area.	Do.	5.000	2.500	2.500

(Million Rupees)

Sl. No.	Name of the Scheme	Status of the Scheme	Estimated cost	2nd Plan Outlay	Expenditure in preceding years of the Plan			Provision for 1963-64	Foreign Exchange required for 1963-64			Expenditure in subsequent years	
					1st	2nd	3rd		Total	Foreign Aid	Own Resources	1964-65	After 2nd Plan
1	2	3	4	5	6	7	8	9	10	11	12	13	14
2.	85,000 tons, Karachi, Chittagong and Azad Kashmir Base Area.	Approved	15.167	10.000	3.000	0.300	0.300
3.	Central Cereal Lab. & Rice Grading Centre.	Do.	0.842 0.850	0.840 0.480	0.769	0.297	0.350	0.374	0.033	..	0.033
Total (Foodgrain Storage)							..	18.449	1.840	1.807	0.033		

Forestry :*On-going Schemes*

1.	Development and Reorganisation of Pakistan Forest Institute, Peshawar.	Do.	20.669	10.890	1.703	2.433	2.712	2.500	1.723	1.723
Total (Forestry)							..	2.500	1.723	1.723	..		

Fisheries :*On-going Schemes*

1.	Fisheries Development Project, West Pakistan (Sea exploratory fishing scheme).	Do.	1.305	1.680	0.265	0.099	0.450	0.800	0.750	..	0.750	0.165	
2.	Fisheries Development Project, East Pakistan (Sea exploratory fishing scheme).	Do.	1.390	1.410	0.620	0.033	0.165	0.462	0.020	..	0.020	0.200	

3. Karachi Fish Harbour	.. (Original scheme approved Revised un-approved.)	14.141	6.250	0.963	0.147	0.600	1.050	0.150	..	0.150	0.050	..
4. Marine Biological Research Laboratory, Karachi (Zoological Survey Deptt).	Approved	0.977	0.870	..	0.252	0.174	0.270	0.050	..	0.050	0.121	..
5. Survey of Edible and Pearl Oyster and study of Oyster Biology and its culture.	Do.	0.527	..	0.050	0.016	0.077	0.029

Sub-total (On-going) .. 2.611 0.970 .. 0.970

New Scheme

1. Survey of Fish Harbour at Chittagong.	Do.	16.040	0.600	0.375	..	0.375
Total (Fisheries)		..	<u>3.211</u>	<u>1.345</u>	..	<u>1.345</u>						

UNDER-DEVELOPED AREAS

(AZAD KASHMIR)

(a) Crop Production

On-going Schemes

1. Reorganisation of Plant Protection Unit and Agri. Deptt. and setting up of 38 Agricultural Units.	Do.	1.190	1.190	0.034	0.100	0.050	0.200	0.064	..	0.064	0.803	..
2. Establishment of 8 Fruit Plant of Nurseries	Do.	0.780	0.880	0.019	0.047	..	0.075	0.639	..
3. Vegetable Seed Production Potato Research-cum-Seed Station.	Do.	0.216	0.210	0.010	0.020	0.010	0.050	0.126	..

(Million Rupees)

Sl. No.	Name of the Scheme	Status of the Scheme	Estimated cost	2nd Plan Outlay	Expenditure in preceding years of the Plan			Provision for 1963-64	Foreign Exchange required for 1963-64			Expenditure in subsequent years	
					1st	2nd	3rd		Total	Foreign Aid	Own Resources	1964-65	After 2nd Plan
1	2	3	4	5	6	7	8	9	10	11	12	13	14
4.	Establishment of 4 Agricultural Stores.	Approved	0.208	0.210	0.009	0.047	0.040	0.050	0.062	..
5.	Distribution of Fertilizer in Azad Kashmir.	Do.	1.674	2.520	0.206	0.091	1.000	0.377
6.	Supply of Potato Seeds	Do.	0.014	0.020	..	0.003	..	0.011
<i>New Scheme</i>													
1.	Additional Scheme regarding distribution of Fertilizer in Azad Kashmir.	Do.	0.825	0.448	0.377	..
Sub-total (a)								1.211	0.064	..	0.064		
<i>(b) Animal Husbandry</i>													
<i>On-going Schemes</i>													
1.	Establishment of 10 new Veterinary Dispensaries.	Do.	0.524	0.680	0.005	0.041	..	0.100	0.378	..
2.	Improvement of existing Veterinary Dispensaries.	Do.	0.270	0.300	..	0.024	0.025	0.100	0.121	..
3.	Improvement of Cattle Buffaloes and Equine Breeding etc.	Do.	0.500	0.500	0.016	0.008	..	0.080	0.396	..
4.	Training and Educational facilities to Animal Husbandry and Forest Staff.	Do.	0.204	0.370	0.006	0.009	0.004	0.038	0.147	..
5.	Reorganisation of Animal Husbandry Department.	Do.	0.519	0.560	0.003	0.021	0.030	0.100	0.010	0.010	..	0.365	..
6.	Development of Sheep industry in Azad Kashmir.	Do.	0.420	0.480	0.035	0.049	..	0.095	0.020	0.012	0.008	0.241	..

New Schemes

1. Acquisition of Land for Disease Investigation Laboratory.	Do.	0.028	0.028	0.008	0.001	0.007
2. Construction of Accommodation for Animal Husbandry Staff.	Do.	0.463	0.208	0.041	0.041	..	0.255	..
Sub-total (b)							0.749	0.079	0.064	0.015		

(c) SOIL CONSERVATION :

On-going Schemes

1. Azad Kashmir Soil and Water Conservation Project.	Do.	1.582	1.520	0.015	0.042	..	0.295	1.230	..
2. Muzaffarabad Anti-Erosion and Afforestation Scheme.	Do.	0.363	0.270	0.013	0.064	0.060	0.075	0.151	..
Sub-total (c)							0.370		

(d) FORESTRY :

On-going Schemes

1. Office and Residential Accommodation for Forest staff.	Do.	0.300	0.400	0.040	0.042	0.050	0.090	0.078	..
2. Closure and Afforestation of Mirpur and M'abab Forest Division.	Do.	0.585	0.610	0.046	0.046	0.076	0.150	0.267	..
3. Mirpur Town Firewood Supply scheme.	Do.	0.030	0.020	..	0.003	0.002	0.002	0.023	..
4. Road-side Plantation	Do.	0.500	0.500	0.016	0.030	0.075	0.100	0.279	..
5. Poonch Afforestation scheme	Do.	0.122	0.070	..	0.007	..	0.042	0.073	..
Sub-total (d)							0.384		
Total (Azad Kashmir)							2.714	0.143	0.064	0.079		

(Million Rupees)

Sl. No.	Name of the Scheme	Status of the Scheme	Estimated cost	2nd Plan Outlay	Expenditure in preceding years of the Plan			Provision for 1963-64	Foreign Exchange required for 1963-64			Expenditure in subsequent years	
					1st	2nd	3rd		Total	Foreign Aid	Own Resources	1964-65	After 2nd plan
1	2	3	4	5	6	7	8	9	10	11	12	13	14

UNDER-DEVELOPED AREAS

(NORTHERN AREAS)

(a) CROP PRODUCTION :

On-going Schemes

1.	Fruit Development in Gilgit ..	Approved	0.085	0.150	0.019	0.020	0.025	0.011	0.010	..
2.	Plant Protection Service in Gilgit.	Do.	0.095	0.300	0.010	0.013	0.030	0.030	0.008	0.008	..	0.012	..
3.	Dehydration and Marketing of Fruits in Baltistan.	Do.	0.100	0.100	..	0.001	0.025	0.025	0.049	..
4.	Plant Protection Service in Baltistan.	Do.	0.150	0.150	..	0.010	0.020	0.020	0.100	..
5.	Fruit Development in Baltistan.	Do.	0.137	0.020	0.066	0.051	..
6.	Operation of an Agri. Village at Pari.	Do.	0.050	0.010	0.020	0.020	..

New Scheme

1.	Opening of more horticulture Nurseries in Gilgit Agency.	Do.	0.107	0.061	0.003	0.003	..	0.046	..
----	--	-----	-------	----	----	----	----	-------	-------	-------	----	-------	----

Sub-total (a)

0.233	0.011	0.011	..
-------	-------	-------	----

(b) ANIMAL HUSBANDRY :

New Schemes

1. Sheep Development Scheme	Do.	0.045	0.025	0.020	..
2. Mobile Vety. Dispensary	Do.	0.036	0.028	0.014	0.014	..	0.008	..
3. Opening of 7 Vety. Dispensaries	Do.	0.059	0.059
4. Training of Vty. Compounders	Do.	0.004	0.004
Sub-total (b)							0.116	0.014	0.014	..		

(c) FORESTRY :

On-going Schemes

1. Est. of Forest Nurseries in Gilgit and Astore.	Do.	0.066	0.100	0.008	0.015	0.021	0.007	0.015	..
2. Plantation of Pinus Excelsia in Astore and Gilgit.	Do.	0.065	0.100	0.004	0.016	0.010	0.015	0.020	..
3. Plantation of Robinia and other New Species.	Do.	0.065	0.100	0.009	0.026	0.010	0.015	0.005	..
4. Trench Sowing in Astore Range.	Do.	0.087	0.120	0.006	0.019	0.015	0.025	0.022	..
5. Extension and Improvement of Forest Nurseries in Pol. Distt. of Gupis, Punial and Yasin.	Do.	0.065	0.100	0.004	0.019	0.020	0.015	0.007	..
6. Demarcation of Govt. Forests in Gilgit Forest Division.	Do.	0.040	..	0.005	0.005	0.015	0.015
7. Grass improvement work in Olding.	Do.	0.030	0.012	0.018
8. Development of Vegetation and Satpura Lake.	Do.	0.008	0.005	0.003

(Million Rupees)													
Sl. No.	Name of the Scheme	Status of the Scheme	Estimated cost	2nd Plan Outlay	Expenditure in preceding years of the Plan			Provision for 1963-64	Foreign Exchange required for 1963-64			Expenditure in subsequent years	
					1st	2nd	3rd		Total	Foreign Aid	Own Resources	1964-65	After 2nd Plan
1	2	3	4	5	6	7	8	9	10	11	12	13	14
9.	Trout Hatchery in Chilas	Approved	0.010	0.005	0.005
10.	Forest Hut in Chilas Forest Division.	Do.	0.030	0.010	0.010	0.010	..
11.	Silvicultural Research of Medicinal Hurbs.	Do.	0.006	0.002	0.004
<i>New Schemes :</i>													
1.	Jeep for D.F.O. (a) Gilgit	Do.	0.017	0.017	0.017	0.017
	(b) Skardu	Do.	0.017	0.017	0.017	0.017
	(c) Chilas	Do.	0.017	0.017	0.017	0.017
2.	Road and Bridges to Artemisia Hut Rattu.	Do.	0.007	0.007
3.	Naltar Forest Road Upto Naltar Lake.	Do.	0.018	0.018
4.	One Qr. for Gilgit Forest Divn. Clerical Staff.	Do.	0.009	0.009
5.	Two Forest Qrs. in Gilgit and Astore.	Do.	0.010	0.010
6.	Two Range Qrs. for Forest Rangers in Gilgit Sub-Division.	Do.	0.038	0.038
7.	Constn. of Office and Residential Qrs. for Forest Staff in Chilas.	Do.	0.030	0.030

8. Constn. of 1 Range Qr. in Baltistan.	Do.	0.018	0.018
9. Demarcation of Forests in Gilgit Range.	Do.	0.017	0.010	0.007	..
10. Popular Plantation in Pol. Districts.	Do.	0.025	0.015	0.010	..
11. Estt. of 2 acre permanent Froest Nursery at Skardu.	Do.	0.015	0.010	0.005	..
12. Shigar Firewood Plantation	Do.	0.040	0.040
13. Training of Forest Technical Staff.	Do.	0.037	0.012	0.025	..
Sub-Total (c)							0.400	0.051	0.051
Total (Northern Areas)							0.749	0.076	0.076
Total (Azad Kashmir and Northern Areas).							3.463	0.219	0.140	0.079

RURAL DEVELOPMENT

1. Pakistan Academies for Village development :-

(a) Comilla, East Pakistan	Do.	1.085	0.862
(b) Peshawar, West Pakistan	Do.	1.015	0.457
2. Village Aid and Rural Development through Basic Democracies in Azad Kashmir and Northern Areas.	Do.	41.000	8.516	2.324	4.458	2.101	1.175
Total (Rural Development)							2.494
Grand Total (Agriculture)							46.006	15.486	13.696	1.790

WATER AND POWER

(Million Rupees)

Sl. No.	Name of the Scheme	Status of the Scheme	Estimated cost	2nd Plan Outlay	Expenditure in preceding years of the Plan			Provision for 1963-64	Foreign Exchange required for 1963-64			Expenditure in subsequent years	
					1st	2nd	3rd		Total	Foreign Aid	Own Resources	1964-65	After 2nd Plan
1	2	3	4	5	6	7	8	9	10	11	12	13	14
1.	Development of Atomic Energy	Revised cost not approved.	107.890	46.500	7.500	13.004	18.000	25.000	8.500	..	8.500
2.	Establishment of International Centre for training in advanced theoretical physics.		0.500
3.	Survey of Pakistan												
	(a) Air Survey Organization	Approved	3.500	11.000	2.000	1.500	1.155	1.155
	(b) Buildings of Survey of Pakistan.	Do.	N.A.					2.000	
4.	Meteorological Services												
	(a) Development of Meteorological Facilities.	Do.	9.000	14.000	2.698	5.500	2.300	1.800	0.500
	(b) Hydrogen Plant at Dacca	Do.	0.800										
5.	Net work Analyser, Lahore.	Do.	1.200	1.800	..	1.338	0.400	0.185	0.010	..	0.010
6.	Comprehensive Investigation of Water Resources in East Pakistan.	Do.	5.800	..	0.387	..	1.150	1.150	0.205	..	0.205
7.	Warsak Dam	Do.	293.00	26.000	0.580	11.902	0.056	0.955
8.	Contribution to the share capital of Karachi Electric Supply Corporation.	Do.	2.200

9. *Development Schemes of the Ministry of Kashmir Affairs.*

(a) Azad Kashmir	..	Do.	2.253	8.900	0.205	0.212	..	1.000	0.123	..	0.123
(b) Northern Areas	..	Do.	7.156	7.637	0.004	0.026	0.500	1.500	1.338	1.250	0.088	5.126	..
<hr/>													
Grand Total (Water and Power)							41.490	13.631	4.205	9.426	..

INDUSTRY

(Million Rupees)

(Million Rupees)

Sl. No.	Name of the Scheme	Status of the Scheme	Estimated cost	2nd Plan Outlay	Expenditure in preceding years of the Plan			Provision for 1963-64	Foreign Exchange required for 1963-64			Expenditure in subsequent years	
					1st	2nd	3rd		Total	Foreign Aid	Own Resources	1964-65	After 2nd Plan
1	2	3	4	5	6	7	8	9	10	11	12	13	14
LARGE SCALE INDUSTRIES													
On-going schemes													
1.	Balancing and Modernization of printing presses at Karachi, Dacca and Rawalpindi.	Approved	N. A.	6.300	..	0.128	1.092	1.400	0.500	..	0.500
2.	Government Press at Islamabad.	Approved by C.D.W.P.	13.410	Covered under item No. 1 above	0.337	2.000	0.500	..	0.500	11.410	..
Total (On-going)							..	3.400	1.000	..	1.000		
New Schemes													
1.	Investment Advisory Centre, Karachi.	Approved by CDWP	16.890	1.913	2.444	1.544	1.544	..	2.444	4.888
2.	Consultants for Petrochemicals.	Un-approved	N. A.	0.022	0.050	0.100
	Expansion of Pencillin Factory, Daudkhel.	Approved by CDWP	5.160	2.954	2.094	2.094	..	1.506	..
	Four Experts for survey of Textile Industry.	Do.	0.300	0.300	0.200	..	0.200
Total (New)							..	5.798	3.838	3.638	0.200		
Total (Large-Scale Industries)							..	9.198	4.838	3.638	1.200		

SMALL SCALE INDUSTRIES

On-going schemes

1.	Pakistan Industrial Technical Assistance Centre, Lahore including PITAC, Karachi, and Dacca branches.	Approved	11,880	(Block Allocation for small Industries Rs. 36,000 Million)	0.339	1.125	1.470	2.000	0.732	0.732	..	1.576	..
2.	Industrial Research and Development Centre, Dacca.	Do.	16,250		0.255	0.211	1.368	0.240
3.	Pak-Swedish Institute of Technology, Lamahi, Karachi.												
(a)	Electrical Trade Division	Do.	1.500	0.400	0.363	0.180	0.050	0.050
(b)	Woollen garments production unit.	Do.	1.280	0.103	0.004	0.002	0.002	..	0.002	..
(c)	Mechanical Trade Division.	Do.	0.907	0.611	0.200	0.100	0.100
(d)	Wood working production unit.	Do.	0.330	0.145	0.232	0.050	0.050
(e)	Construction of Administrative Block and staff quarters.	Do.	0.370	0.370
4.	Pak-Swedish Institute of Technology, Kaptai.	Do.	4.500	0.775	1.676	0.525	0.525	..	0.576	..
5.	Centre's contribution to the Rural Industrial service Centre, Dacca.	Do.	3.050	..	0.950	..	1.141	0.880	0.500	0.500
6.	Centre's contribution to the Rural Industrial Service Centre, Peshawar.	Do.	3.380	..	0.848	..	0.867	0.974	0.500	0.500
Total (On-going)								6.756	2.459	2.459	..		

(Million Rupees)

Sl. No.	Name of the Scheme	Status of the Scheme	Estimated cost	2nd Plan Outlay	Expenditure in preceding years of the Plan			Provision for 1963-64	Foreign Exchange required for 1963-64			Expenditure in subsequent years	
					1st	2nd	3rd		Total	Foreign Aid	Own Resources	1964-65	After 2nd Plan
1	2	3	4	5	6	7	8	9	10	11	12	13	14
New Schemes													
1.	Pak. Swedish Institute of Technology, Gujrat.	Approved by CDWP	5.900	Block allocation Small Ind.	1.800	0.800	0.800	..	1.021	..
2.	Pak. Swiss Precision and Instrumentation Training Centre, Karachi.	Do.	2.488	Do.	1.670	1.131	1.131
Total (New)							..	3.470	1.931	1.931	..		
Total (Small-Scale Industries)							..	10.226	4.390	4.390	..		
AZAD KASHMIR													
On-going schemes													
1.	Reorganization of Industries Deptt.	Approved	0.191	} @6.250	0.022	0.001	..	0.061	0.107	..
2.	Setting up of Cottage Industries-cum-production Centre.	Do.	0.531		..	0.011	..	0.100	0.420	..
3.	Setting up of Wood Turning and Toy making Centre.	Do.	0.280		..	0.014	..	0.050	0.002	..	0.002	0.216	..
4.	Introduction of Straw Rope, Straw Fancy Mat Making and other small machines.	Do.	0.053		..	0.004	0.010	0.010	0.010	..	0.010	0.029	..
5.	Setting up of Six Mulberry Nurseries.	Do.	0.100		..	0.021	0.039	0.040
6.	Introduction of Bivoltine Race of Silk worm.	Do.	0.016		..	0.005	0.002	0.009	0.001	..	0.001
Total (On-going)							..	0.270	0.013	..	0.013		

@ NOTE:—Rs. 6.250 million is the Plan allocation for on-going and new schemes.

New Schemes

1. Azad Kashmir Chip-board and Saw Mill Project	Under consideration of the C.D.W.P.	18.900	0.500	11.800	6.600
2. Improvement of Silk Worm Rearing.	Approved	0.022	0.015	0.015	..	0.015	0.007	..
3. Equipment and Staff for Govt. Printing Press & Stationery Depot.	Do.	0.059	0.059	0.030	..	0.030
4. Filature Silk Reeling Plant ..	Do.	0.226	0.150	0.010	..	0.010	0.076	..
5. Staff Training	Do.	0.025	0.010	0.015	..
6. Machinery, equipment and cash Loans for existing industries.	Do.	1.000	0.378	0.100	..	0.100	0.622	..
7. New schemes for raising of mulberry blocks.	Do.	0.050	0.030	0.020	..
8. Construction of Building for Sericulture Development officer and Mulberry Sub-Inspector's office.	Do.	0.028	0.028
			Total (New)			1.170	0.155	..	0.155
			Total (Azad Kashmir)			1.440	0.168	..	0.168

(Million Rupees)

Sl. No.	Name of the Scheme	Status of the Scheme	Estimated Cost	2nd Plan Outlay	Expenditure in preceding years of the Plan			Provision for 1963-64	Foreign Exchange required for 1963-64			Expenditure in subsequent years	
					1st	2nd	3rd		Total	Foreign Aid	Own Resources	1964-65	After 2nd Plan
1	2	3	4	5	6	7	8	9	10	11	12	13	14
Northern Areas													
New Schemes													
1.	Small Tannery and Com- on Facility Centre	Approved	0.155	2.750	0.155
2.	Traijving of Artisans	Do.	0.015		0.008	0.007	..
Total (Northern Areas)					..	0.163				
Total (Azad Kashmir and Northern Areas)				..	1.603	0.168	..	0.168					
INDUSTRIAL FINANCE :													
(i)	Contribution to the In- ternational Development Association.					9.249	9.249	9.249		
(ii)	People's Finance Cor- poration.							10.000
(iii)	Industrial Development Bank of Pakistan.							10.000
Grand Total (Industry)								50.276	9.396	8.028	1.368		

FUELS AND MINERALS

(Million Rupees)

Sl. No.	Name of the Scheme	Status of the Scheme	Estimated Cost	2nd Plan Outlay	Expenditure in preceding years of the Plan			Provision for 1963-64	Foreign Exchange required for 1963-64			Expenditure in subsequent years	
					1st	2nd	3rd		Total	Foreign Aid	Own Resources	1964-65	After 2nd Plan
1	2	3	4	5	6	7	8	9	10	11	12	13	14
<i>On-going Schemes</i>													
1.	Expansion of Geological Survey works,	Approved	29.000	30.000	0.762	2.880	5.472	9.300	4.807	3.443	1.364	9.150	..
2.	Procurement of Drills for exploration of Minerals.	Do.	11.700	Covered under item No. 1.	5.692	0.850	1.609	1.767	0.476	..	0.476	1.756	..
3.	U.N. Assisted Accelerated Investigation of Mineral Resources of Pakistan (Revised Project.)	Do.	9.290	9.000	0.338	0.629	2.364	3.064	2.464	2.464	..	1.218	..
4.	Development of Oil & Gas resources—Russian aided Project.	Do.	304.000	140.000	..	21.962	35.092	37.584	15.263	14.299	0.964	57.040	152.322
*5.	Oil and Gas Prospecting ..	Do.	320.000	80.000	7.038	9.484	6.734	7.863	*	*	..	16.000	32.881
6.	College of Mineral Technology and Mining Training Institute.	Do.	10.400	8.000	..	0.031	0.300	2.000	4.325	1.744
7.	Sui-Multan Gas Pipe Line	Do.	9.600	75.000 (Block allocation)	3.200 3.300			} 3.600					
8.	Sui-Multan Gas Distribution	Do.	10.000	13.000						
9.	Sui-Multan Gas Pipeline Guddu Barrage Crossing	Do.	4.000	(Block allocation)						
Total (On-going)								65.178	23.010	20.206	2.804		

*NOTE :—The foreign exchange of Rs. 23.589 million against oil and gas prospecting shall be provided through foreign private investment.

(Million Rupees)

Sl. No.	Name of the Scheme	Status of the Scheme	Estimated Cost	2nd Plan Outlay	Expenditure in preceding years of the Plan			Provision for 1963-64	Foreign Exchange required for 1963-64			Expenditure in subsequent years	
					1st	2nd	3rd		Total	Foreign Aid	Own Resources	1964-65	After 2nd Plan
1	2	3	4	5	6	7	8	9	10	11	12	13	14
<i>New Schemes</i>													
1.	Geological/Geophysical Survey in West Pakistan including Chagai.	Cleared by C.D.W.P.	11.080	Covered under item No. 1 (on-going)	1.200	2.639	7.241
2.	East Pakistan Gas Transmission, Brahmanbaria-Dacca-Chittagong.	Unapproved	100.000	13.134
3.	Establishment of P. O. L. Testing Laboratories and Inspection Cells in East and West Pakistan.	Cleared by C.D.W.P.	1.095	0.500	0.595	..
Total (New)							..	14.834		
Grand Total (Fuels and Minerals)							..	80.012	23.010	20.206	2.804		

TRANSPORT AND COMMUNICATIONS

(Million Rupees)

Sl. No.	Name of the Scheme	Status of the Scheme	Estimated Cost	2nd Plan Outlay	Expenditure in preceding years of the Plan			Provision for 1963-64	Foreign Exchange required for 1963-64			Expenditure in subsequent years	
					1st	2nd	3rd		Total	Foreign Aid	Own Resources	1964-65	After 2nd Plan
1	2	3	4	5	6	7	8	9	10	11	12	13	14
I. Ports.													
<i>On-going Scheme</i>													
1.	Development of Chalna Anchorage.	Approved	32.760	29.000	..	1.326	4.018	7.101	4.303	4.253	0.050	16.291	..
II. Shipping													
<i>On-going Scheme</i>													
1.	Mercantile Marine Academy at Chittagong.	Do.	5.300	2.000	0.320	0.910	1.502	1.745	0.110	0.075	0.035
III. Roads in Special Areas													
<i>On-going Schemes.</i>													
1.	Gilgit Road	Do.	32.371	30.000	3.868	2.244	4.652	8.000	1.150	..	1.150	9.832	..
2.	Azad Kashmir	Do.	12.343	9.140	1.007	2.965	2.657	3.500	0.228	0.056	0.172	2.214	..
3.	Gilgit & Baltistan Area ..	Do.	3.077	2.400	0.388	0.497	0.895	0.774	0.162	..	0.162	0.523	..
4.	Construction of Kaitu Bridge (Kurram Agency).	Do.	0.547	0.159
Total (Roads in Special Areas)								..	12.433	1.540	0.056	1.484	..

(Million Rupees)

Sl. No.	Name of the Scheme	Status of the Scheme	Estimated Cost	2nd Plan Outlay	Expenditure in preceding years of the Plan			Provision for 1963-64	Foreign Exchange required for 1963-64			Expenditure in subsequent years	
					1st	2nd	3rd		Total	Foreign Aid	Own Resources	1964-65	After 2nd Plan
1	2	3	4	5	6	7	8	9	10	11	12	13	14
IV. <i>Tourism</i>													
<i>On-going Schemes</i>													
1.	Organization	Approved	4.847	9.000	0.139	0.182	0.618	1.186	0.500	..	0.500	2.901	..
2.	Publicity	Do.	2.289		0.282	0.129	0.950	0.997	0.205	..	0.205		
3.	Development Schemes ..	Do.	1.864		0.031	0.036	1.232	0.317	0.028	..	0.028		
Total (Tourism) ..								2.500	0.733	..	0.733		
V. <i>Civil Aviation</i>													
<i>On-going Schemes</i>													
1.	Development of Airways and Airports including International Jet Runway at Dacca (Kurmitola) and Lahore and provision of aviation Aids.	Do.	204.104	200.000	37.100	21.079	24.000	37.100	16.092	15.457	0.635	59.067	51.245
2.	Civil Aviation works chargeable to Revenue.	Do.	4.000		..	0.519	1.000	0.946
<i>New Schemes</i>													
3.	Development of Airways & Airports and provision of aviation Aids.	Do.	6.125		4.100
Total (Civil Aviation)								42.146	16.092	15.457	0.635		

VI. Broadcasting

On-going Schemes.

Providing additional transmitters and allied broadcasting facilities.

Do.	50.329	40.000	11.826	5.533	8.560	7.000	1.894	1.894
Total (Broadcasting)						7.000	1.894	1.894	..		

VII. Telegraphs and Telephones

Ongoing Schemes.

Providing telephones, trunk lines, co-axial cable and radio telephones and telegraph facilities.

Do.	475.727	..	57.900	65.173	85.400	84.000	34.800	34.800	..	58.272	49.899
		338.000									

New Schemes.

Providing telephones, trunk Lines, co-axial cable and radio telegraph facilities including PCO in E. P. Thana Headquarters.

Do.	131.180	26.000	14.500	14.500	..	47.540	57.639
-----	---------	----	----	----	----	--------	--------	--------	----	--------	--------

Total (Telegraphs and Telephones) .. 110.000 49.300 49.300 ..

VIII. Post Offices.

On-going Schemes.

Construction of Post Office buildings & Residential quarters and providing ancillary postal facilities.

Do.	20.886	2.788	4.827	4.043	4.529	2.350	2.379
	25.000									

New Schemes.

Construction of Post Office buildings and Residential quarters and providing ancillary Postal facilities.

Do.	11.617	2.471	0.900	0.900	..	3.261	5.355
-----	--------	----	----	----	-------	-------	-------	----	-------	-------

Total (Post Offices) .. 7.000 0.900 0.900 ..

Grand Total (Transport and Communications) 189.925 74.872 71.935 2.937

HOUSING AND SETTLEMENTS

(Million Rupees)

Sl. No.	Name of the Scheme	Status of the Scheme	Estimated Cost	2nd Plan Outlay	Expenditure in preceding years of the Plan			Provision for 1963-64	Foreign Exchange required for 1963-64			Expenditure in subsequent years	
					1st	2nd	3rd		Total	Foreign Aid	Own Resources	1964-65	After 2nd Plan
1	2	3	4	5	6	7	8	9	10	11	12	13	14
1.	Central Govt. Servants Housing (Dacca & Chittagong).	Approved	18.000	15.000	1.300	1.700	6.833	5.000	0.500	..	0.500
2.	Federal Capital at Islamabad.	Partially Approved.	451.950	200.000	20.000	45.819	60.000	90.000	20.600	16.200	4.400
	(a) Housing		44.100										
	(b) Water supply		59.300										
	(c) Drainage Scheme		31.000										
	(d) Sewerage Scheme		42.600										
	(e) Sectt. Building		52.700										
	(f) MPs Hostel		11.430										
	(g) Islamabad Murree highway		29.800										
3.	Second Capital at Dacca ..	Do.	30.000	20.000	..	0.578	12.000	23.500	10.270	8.635	1.635
	(a) MPs Hostel at Dacca ..		12.47										
	(b) National Assembly Building at Dacca.	Do.	N.A.										
4.	P. W. D. Schemes for Bldgs. and Government Offices.	Approved	13.000	13.170	13.000	14.000	3.000	..	3.000	15.000	..

5. Azad Kashmir and Northern Areas Schemes,	Do.	2.460	2.300	..	0.078	0.149	1.583	0.078	..	0.078	0.650	..
6. Jammu and Kashmir Refugees Resettlement Schemes at Uggoke and Dingranwali.	Do.	8.290	2.500	4.765	2.317
7. Advances to Govt. Servants for House Building.	Do.	7.000	4.000	5.000	7.000
8. House Building Finance Corporation.	Do.	N.A.	10.000	10.000	10.000
9. Civil works of the States and Frontier Regions Division	Do.	1.310	1.825	0.310	..	0.310
Grand Total (Housing and Settlements)							155.225	34.758	24.835	9.923		

EDUCATION AND TRAINING

(Million Rupees)

Sl. No.	Name of the Scheme	Status of the Scheme	Estimated Cost	2nd Plan Outlay	Expenditure in preceding years of the Plan			Provision for 1963-64	Foreign Exchange required for 1963-64			Expenditure in subsequent years	
					1st	2nd	3rd		Total	Foreign Aid	Own Resources	1964-65	After 2nd Plan
1	2	3	4	5	6	7	8	9	10	11	12	13	14
A. MINISTRY OF EDUCATION													
<i>On-going Schemes</i>													
I.	Special grants to residential schools.	Approved	2.000	2.000	0.300	0.151	0.500	0.500	0.500	..
II.	Internal Scholarships ..	Do.	1.890	1.800	0.120	0.242	0.537	0.563	0.050	..	0.050	0.364	..
III.	Foreign Training	Do.	6.040	6.040	0.228	0.172	0.565	0.806	0.605	..	0.605	4.258	..
IV. Social and Cultural Activities :													
1.	Training and Coaching Centres.	Cleared by CDWP	2.700	1.500	0.400	0.200	1.000	0.500	0.030	..	0.030
2.	Cultural Pacts	Do.	1.500	1.500	0.345	0.245	0.255	0.250	0.200	..	0.200	0.405	..
3.	Promotion of Culture and Arts.	Do.	3.000	3.000	0.450	0.500	0.750	0.750	1.050	..
4.	Boards for the Development of Urdu and Bengali languages.	Un-approved	4.946	4.000	0.309	0.500	1.000	1.000	0.812	0.946
5.	National Book Centre ..	Approved	0.240	0.240	..	0.045	0.057	0.062	0.076	..
6.	Development of Archaeology (combined).	Do.	3.830	3.830	0.363	0.014	1.185	0.741	0.150	..	0.150	1.000	..
7.	Liaquat Memorial Library ..	Do.	2.350	2.350	..	0.020	0.050	0.450	1.430	..
8.	Directorate of Archives ..	Do.	1.280	1.280	0.043	0.040	0.070	0.050
Sub-Total (I-IV)							..	5.672	0.380	..	0.380		

V. Islamabad Projects :

On-going Schemes

1. Construction of Primary Schools.	Do.	2.240	1.120	0.760	0.204	0.156	1.126
2. Construction of Secondary Schools.	Do.	3.750	1.680	0.900	0.500	0.280	2.070
3. Establishment of a National Museum.	Do.	8.190	1.500	0.200	0.509	0.107	..	0.107	0.791	6.690
4. Establishment of an Art Council.	Do.	2.000	0.500	0.113	0.187	0.200	1.500
5. National Archives of Pakistan.	Do.	3.900	1.280	0.043	0.040	0.070	0.350	0.190	..	0.190	0.727	2.620

New Scheme

1. Establishment of National Library.	Do.	5.560	1.000	0.775	0.280	..	0.280	0.225	4.560
---------------------------------------	-----	-------	-------	----	----	----	-------	-------	----	-------	-------	-------

Sub-Total (V) .. 2.525 0.577 .. 0.577

VI. Other Projects :

1. Development of Bureau of Education.	Do.	0.610	0.610	0.085	0.061	0.141	0.150	0.031	0.020	0.011	0.173	..
2. Summer Seminars ..	Do.	0.150	0.150	..	0.025	0.020	0.050	0.055	..
3. Establishment of Bureau of Tests & Measurements.	Do.	0.500	0.500	0.125	0.150	0.016	..	0.016	0.225	..
4. Institute of Modern Languages.	Do.	0.500	0.500	..	0.014	0.198	0.150	0.151	..

New Scheme

1. National Research Scholars	Do.	0.630	0.630	0.300	0.015	..	0.015
-------------------------------	-----	-------	-------	----	----	----	-------	-------	----	-------	----	----

Miscellaneous

Special Grant to the University of Karachi.	Do.	1.505	0.010	0.010
---	-----	----	----	----	-------	-------	-------	----	----	----	----	----

Sub-Total (VI) .. 0.810 0.062 0.020 0.042

Total (Ministry of Education) .. 9.007 1.674 0.020 1.654

Sl. No.	Name of the Scheme	Status of the Scheme	Estimated cost	2nd Plan Outlay	(Million Rupees)								
					Expenditure in preceding years of the Plan			Provision for 1963-64	Foreign Exchange required for 1963-64			Expenditure in subsequent years	
					1st	2nd	3rd		Total	Foreign aid	Own resources	1964-65	After 2nd Plan
1	2	3	4	5	6	7	8	9	10	11	12	13	14

B. Other Central Ministries :

I. Ministry of Industries

1.	Development schemes of the Council of Scientific & Industrial Research.	Approved	65.000	65.000	11.489	12.684	12.200	12.500	4.310	..	4.310	16.513	..
2.	Natural Drug Research Institute, Chittagong.	Do.	13.457	0.500	0.500	1.000	0.500	0.500
<i>New scheme</i>													
3.	Lac, wax and fibre Institute, East Pakistan.	Do.	9.900	0.500
Sub-Total (Industrial Research)								..	14.000	4.810	0.500	4.310	

II. Ministry of Kashmir Affairs

1.	Educational Schemes	Do.	2.797	1.200	0.221	0.337	0.302	0.973
----	---------------------	-----	-------	-------	-------	-------	-------	-------	----	----	----	----	----

III. *President's Secretariat (Establishment Division)*

1. Scholarships to the children of Class II, III & IV Government Servants.	Do.	1.390	1.200	0.242	0.261	0.294	0.300	0.103	..
--	-----	-------	-------	-------	-------	-------	-------	----	----	----	-------	----

IV. *Economic Affairs Division*

1. Lump provision for Development of Statistics and Reorganization of the Central Statistical Office.	Do.	0.500
---	-----	----	----	----	----	----	-------	----	----	----	----	----

Grand Total (Education and Training) .. 24.780 6.484 0.520 5.964

HEALTH

(Million Rupees)

Sl. No.	Name of the Scheme	Status of the scheme	Estimated cost	2nd Plan Outlay	Expenditure in preceding years of the Plan			Provision for 1963-64	Foreign Exchange required for 1963-64			Expenditure in subsequent years	
					1st	2nd	3rd		Total	Foreign aid	Own resources	1964-65 Plan	After 2nd
1	2	3	4	5	6	7	8	9	10	11	12	13	14
Ministry of Health													
<i>On-going Schemes</i>													
*1.	Malaria Eradication	.. Approved	519.200	75.100	..	0.226	0.364	0.375	0.050	..	0.050	0.375	3.500
*2.	Family Planning Do.	30.500	30.500	0.797	0.584	0.919	1.200	0.040	..	0.040
3.	School Health Clinic	.. Do.	0.300	0.300	0.080	0.080	0.080	..
4.	Vital Health Statistics	.. Do.	0.364	0.020	..	0.012	..	0.008	0.008	..	0.008	0.005	..
5.	Manghopir Leper Hospital, Karachi.	Do.	1.500	0.900	0.500	0.200
6.	Leprosy Clinic, Karachi	.. Do.	(cost-under revision)	0.060	..	0.023	0.280	0.190
7.	Mental Clinic, Karachi	.. Do.	1.400	0.800	0.360	0.200	0.100	..
8.	National Health Laboratories, Islamabad.	Do.	20.500	20.500	1.085	..	3.996	4.650	0.500	0.500
9.	Higher Training of doctors abroad.	Do.	2.000	2.000	0.089	0.200	0.312	0.300	0.200	..	0.200
10.	Training of Lab. & X-Ray Technicians (School of Medical Technology, Karachi).	Do.	0.500	0.500	0.054	0.027	0.081	0.183	0.090	0.060	0.030

*Note.—The Second Plan outlay for items 1 and 2 above is for the whole of the country.

11.	Health Education Bureau ..	Do.	1.786	0.620	0.030	0.122	0.200	0.200	0.070	..	0.070
12.	Nutrition Survey	Do.	1.848	..	0.010	0.252	0.147	0.259	0.075	0.050	0.025
13.	National Institute of Health	Do.	N.A.	0.344	0.369
14.	Improvement of Jinnah Central Hospital, Karachi.	Do.	3.927	3.927	0.563	0.900
15.	750-Bedded Hospital, Islamabad.	Do.	16.500	11.500	1.000	0.521
16.	College of Nursing, Karachi	Do.	1.308	0.051	0.500	0.500
17.	Basic Medical Science Institute, Karachi.	Do.	0.686	0.059	0.494	0.133
18.	Public Health (B.C.G.) ..	Do.	N.A.	0.050	0.050

Total (On-going)

.. 10.318 1.033 0.610 0.423

New Schemes.

19.	200-Bedded Hospital, Dacca for Institute of Tropical Medicine.	Do.	10.000	5.000	0.500
20.	200-Bedded Hospital at Second Capital, Dacca.	Do.	11.300	1.125	0.125	..	0.125	5.600	4.575
								0.500		

Total (New)

.. 2.125 0.125 .. 0.125

Total (Ministry of Health)

12.443 1.158 0.610 0.548

Azad Kashmir :

On-going Schemes

1.	Construction of 5-Bedded Hospital at Athmuqam (First Plan scheme).	Do.	0.006	0.006
----	--	-----	-------	----	----	----	----	-------	----	----	----	----	----

(Million Rupees)

Sl. No.	Name of the Scheme	Status of the scheme	Estimated cost	2nd Plan Outlay	Expenditure in preceding years of the Plan			Provision for 1963-64	Foreign Exchange required for 1963-64			Expenditure in subsequent years	
					1st	2nd	3rd		Total	Foreign aid	Own resources	1964-65	After 2nd Plan
1	2	3	4	5	6	7	8	9	10	11	12	13	14
2.	Extension of Civil Hospital, Rawalakot.	Approved	0.700	0.500	..	0.021	0.100	0.150	0.429	..
3.	T. B. Sanatorium at Hill ..	Do.	2.000	1.300	..	0.094	0.300	0.250	0.100	..	0.100	1.356	..
4.	Health Centre at Bhimber ..	Do.	0.700	0.500	0.059	0.200	0.441	..
5.	Construction of 13 Dispensaries in Azad Kashmir.	Do.	1.200	0.600	0.033	0.204	0.200	0.620	0.143	..
6.	Reserve Medical Stores ..	Do.	0.300	0.300	0.150	0.100	0.050	..
Sub-Total (on-going)							..	1.326	0.100	..	0.100		
<i>New Schemes</i>													
7.	Completion of Female Wing in CMH, Muzaffarabad.	Do.	0.221	0.490	0.100	0.121	..
8.	Completion of CMH, Muzaffarabad.	Do.	0.613	0.100	0.513	..
9.	Civil Hospital, Athmuqam	Do.	0.253	0.200	0.200	0.053	..
10.	Leprosy Clinic, Muzaffarabad	Do.	0.050	0.050	0.050	0.010	..	0.010
11.	'B' Class Dispensary with Staff Quarters at Chakswari.	Do.	0.077	0.050	0.020	..	0.020
Sub-Total (New)							..	0.500	0.030	..	0.030		
Total (Azad Kashmir)							..	1.826	0.130	..	0.130		

NORTHERN AREAS

On-going Schemes

1.	50-Bedded Hospital at Skardu.	Do.	0.500	1.000	..	0.007	0.132	0.200	0.161	..
2.	'A' Class Dispensary at Shigar.	Do.	0.085	0.045	0.040
3.	Construction of Out-patient Block in Agency Hospital, Gilgit.	Do.	0.026	0.026
4.	First Aid Post at Immit Thoi, Thore, Chilchine, Astore, Mushtuna and Damas.	Do.	0.032	0.032
5.	M. I. Rooms at Askoli, Harpo, Kamora, Chawari, etc.	Do.	0.048	0.024	0.024	..
6.	Construction of 10-bedded Female Hospital at Gilgit.	Do.	0.038	0.038

Total (Northern Areas)

.. 0.360

Total (Azad Kashmir & Northern Areas)

.. 2.186 0.130 .. 0.130

States and Frontier Regions Division

20—Bedded Hospital at Bajaur.	Do.	0.235
-------------------------------	-----	----	----	----	----	----	-------	----	----	----	----	----

Grand Total (Health)

.. 14.864 1.288 0.610 0.678

SOCIAL SERVICE

(Million Rupees)

Sl. No.	Name of the Scheme	Status of the scheme	Estimated cost	2nd Plan Outlay	Expenditure in preceding years of the Plan			Provision for 1963-64	Foreign Exchange required for 1963-64			Expenditure in subsequent years	
					1st	2nd	3rd		Total	Foreign aid	Own resources	1964-65	After 2nd Plan
1	2	3	4	5	6	7	8	9	10	11	12	13	14
1.	Grants to Universities for Social Welfare Department.	Approved	0.342	0.342	..	0.050	..	0.076	0.216	..
2.	Grants to Colleges of Degree Courses in Social work.	Do.	0.492	0.492	..	0.035	..	0.098	0.359	..
3.	Grants-in-aid to voluntary agencies.	Do.	8.500	8.500	0.100	0.713	0.874	2.500	4.313	..
Grand Total (Social Service)							..	2.674		

MANPOWER AND EMPLOYMENT

(Million Rupees)

Sl. No.	Name of the Scheme	Status of the Scheme	Estimated cost	2nd Plan Outlay	Expenditure in preceding years of the Plan			Provision for 1963-64	Foreign Exchange required for 1963-64			Expenditure in subsequent years	
					1st	2nd	3rd		Total	Foreign aid	Own resources	1964-65	After 2nd Plan
1	2	3	4	5	6	7	8	9	10	11	12	13	14
On-going Schemes													
1.	East Pakistan Management Development, Supervisory and Instructor Training Scheme :—												
	(i) Vocational and Staff Training Centre, Chittagong.	Approved	5·200	@	1·200	1·269	2·413	0·953
	(ii) Management Training Centre, Dacca.	Do.	0·830	@	..	0·040	0·639	0·134	0·017	..
					Total (on-going)			1·087		
New Schemes													
2.	West Pakistan Management Development and Industrial Training Scheme.												
	(i) Headquarters units for Industrial and Apprenticeship Training, Karachi, including training centre at Nazimabad.	Do.	..	@	0·808
	(ii) Equipment etc. for Other West Pakistan Centres.	Do.	..	@	0·300
					Total (New)			1·108		
	Grand Total (Manpower and Employment)						..	2·195		

@Note :—The total Plan outlay for all the technical training centres in the country is Rs. 24·800 million.

DEVELOPMENT PROGRAMME FOR 1963-64

SUMMARY STATEMENT OF THE CENTRAL PROGRAMME ON THE BASIS OF ADMINISTRATIVE MINISTRIES AND DIVISIONS.

(Million Rupees)

Name of Division							Provision for 1963-64
1. Communications Division :							
(a) Communications and Transport	16.846
(b) Post Office Department	7.000
(c) Telegraph and Telephone Department	110.000
2. Defence Division :							
(a) Civil Aviation	42.146
(b) Meteorological Department	5.500
3. Commerce Division (Tourism)	2.500
4. Information and Broadcasting Division :							
(a) Radio Pakistan Schemes	7.000
(b) Basic Democracies in Azad Kashmir and Northern Areas	1.175
5. Food and Agriculture Division :							
(a) Agriculture Wing	25.100
(b) Food Wing	18.449
6. Establishment Division	1.619
7. Education Division	9.007
8. Kashmir Affairs Division :							
(a) Azad Kashmir	..	}	16.582
(b) Northern Areas	..						
9. Industries Division	30.470
10. Natural Resources Division	107.802
11. Rehabilitation and Works Division	134.817
12. States and Frontier Regions Division	2.219
13. Health Division	15.397
14. Labour and Social Welfare Division :							
(a) Labour Wing	2.195
(b) Social Welfare Wing	2.674
15. Finance Division	48.449
16. Economic Affairs Division	0.500
Total (Central Government)							607.447

Note.—In certain cases where expenditure on buildings is involved, the Division-wise distribution of budget provision may differ from their actual allocations. The provision for Rehabilitation & Works Division has been set accordingly after accounting for the building portion against respective projects under other Ministries/Divisions of the Central Government.

SEMI-PUBLIC SECTOR

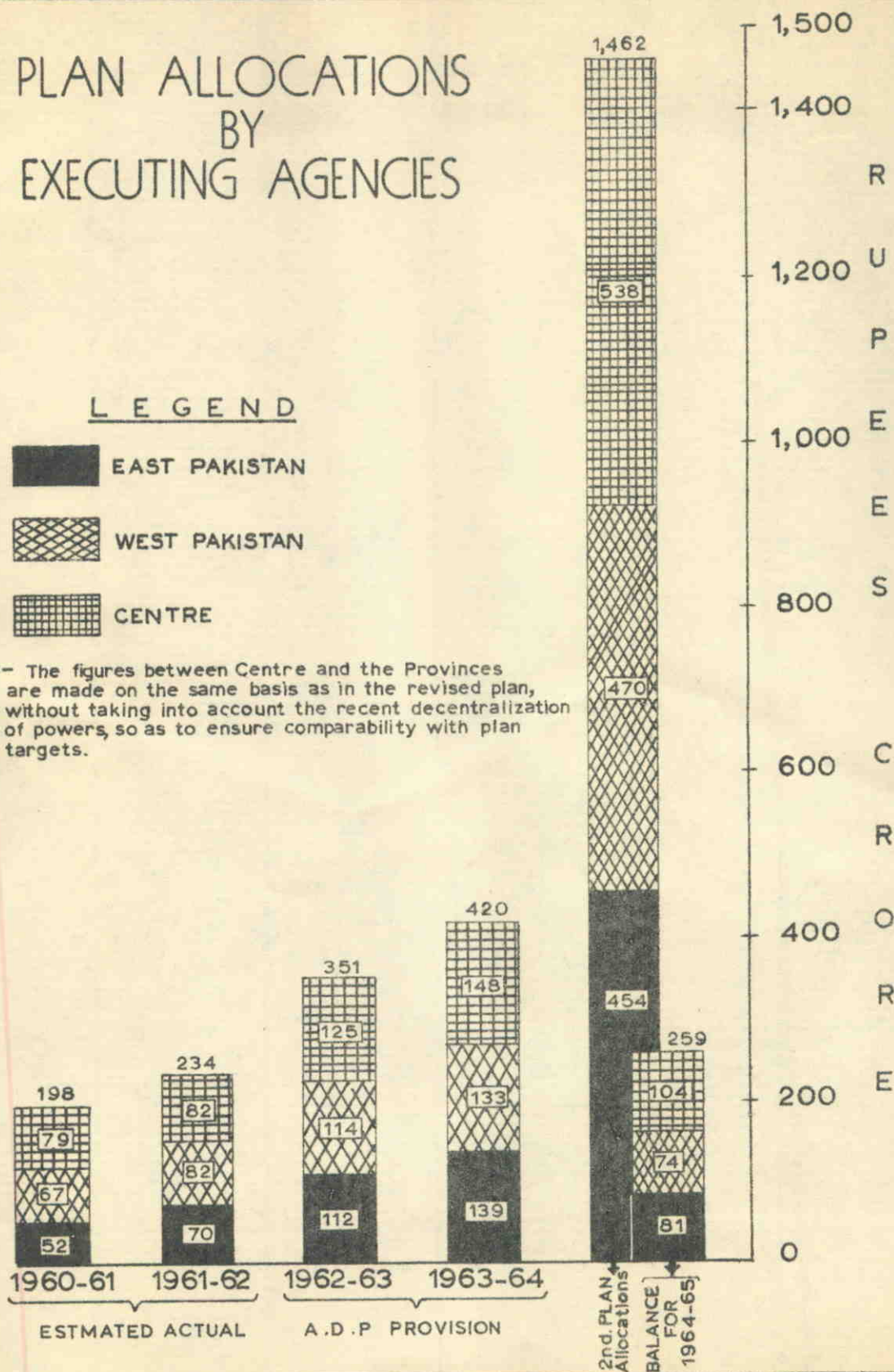
	1	2	3	4	5
Centre :					
15. Agricultural Development Bank	—	80.0	80.0	—	
16. Oil and Gas Prospecting	7.9	23.6	31.5	23.6	
17. Oil and Mineral Resources Development under Russian aid.	37.6	—	37.6	15.3	
18. Contribution to the Industrial Development Association (IDA).	9.2	—	9.2	—	
19. Pakistan International Airlines Corporation schemes.	—	34.8	34.8	22.6	
20. Karachi Port Trust schemes	—	49.8	49.8	35.3	
21. Chittagong Port Trust schemes	—	7.9	7.9	4.9	
22. Karachi Electric Supply Corporation ..	2.2	66.0	68.2	40.0	
23. House Building Finance Corporation schemes	10.0	N.A.	10.0	—	
24. Industrial Development Bank	10.0	N.A.	10.0	N.A.	
25. People's Finance Corporation	10.0	N.A.	10.0	—	
Total—Centre ..	86.9	262.1	349.0	141.7	
GRAND TOTAL—Semi-Public Sector ..	620.5	302.6	923.1	409.5	

PLAN ALLOCATIONS BY EXECUTING AGENCIES


LEGEND



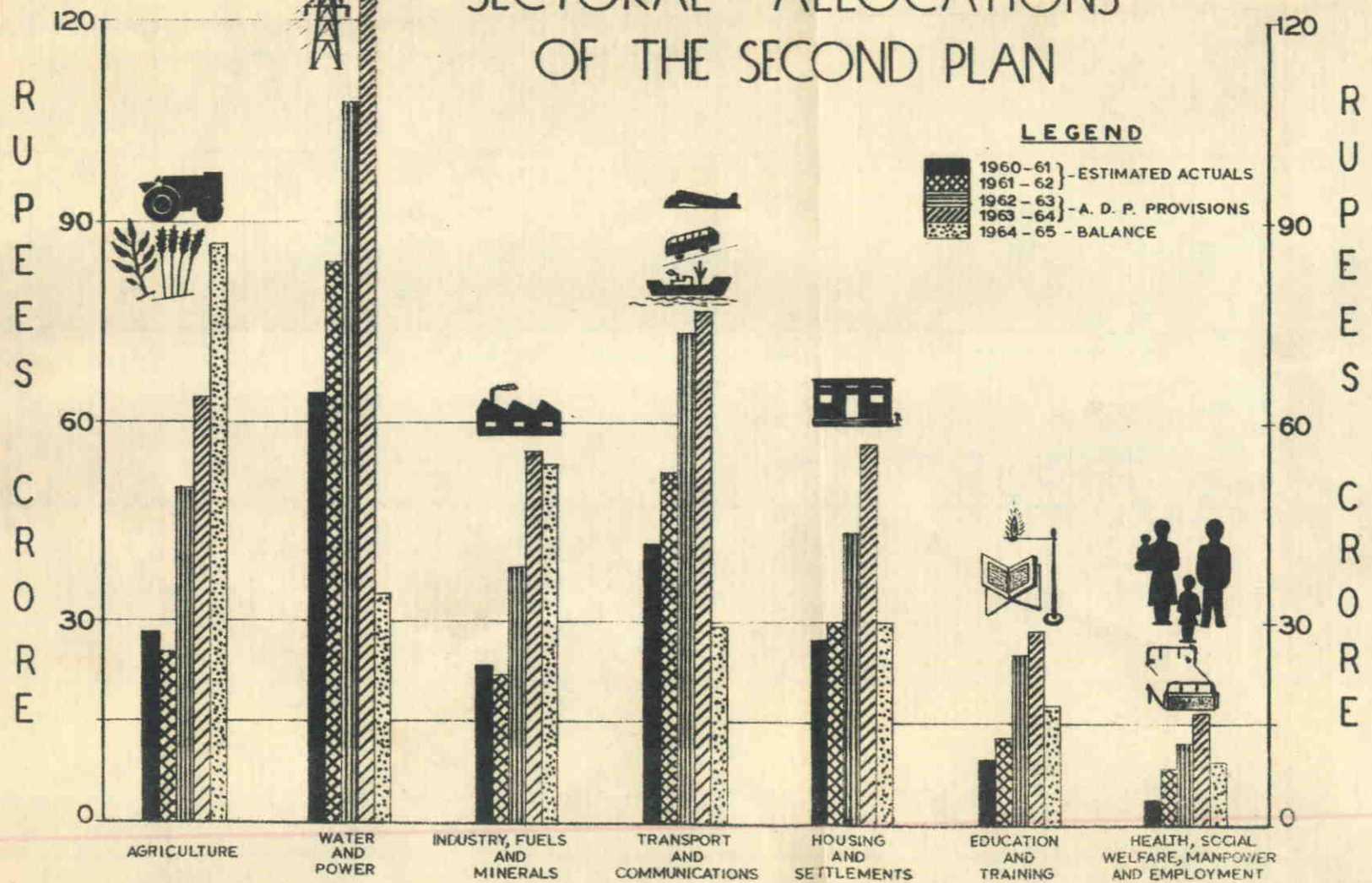
NOTE :- The figures between Centre and the Provinces are made on the same basis as in the revised plan, without taking into account the recent decentralization of powers, so as to ensure comparability with plan targets.




PLAN ALLOCATION BY EXECUTING AGENCIES



SECTORAL ALLOCATIONS OF THE SECOND PLAN



OF THE SECOND PLAN SECTORAL ALLOCATIONS



APPENDIX A.

**TENTATIVE FORECAST OF PHYSICAL ACHIEVEMENTS
IN VARIOUS SECTORS OF THE ECONOMY ENVISAGED
IN THE DEVELOPMENT PROGRAMME**

1963-64

AGRICULTURE

1. The total allocation for the agricultural sector for the year 1963-64 is about Rs. 574 million. The targets in physical terms set for achievement under various development programmes against these financial allocations are briefly described below :—

Fertilizer :

2. It is programmed to distribute 325 thousand tons of fertilizer during 1963-64. Of this 265 thousand tons will be nitrogenous fertilizer, 80 thousand tons for East Pakistan and 185 thousand tons for West Pakistan, 45 thousand tons of superphosphate and 15 thousand tons of muriate of potash. The details of the type of fertilizer in total quantities as well as in plant nutrients by Provinces is given in Table 1.

TABLE 1

Fertilizer distribution programme during 1963-64

Type of Fertilizer	East Pakistan	West Pakistan	Total
(Thousand tons)			
Nitrogenous fertilizers in terms of nitrogen :	31	65	96
comprising of—			
(i) Urea	60	50	110
(ii) Ammonium Sulphate	20	45	65
(iii) Ammonium Nitrate	—	90	90
Phosphatic fertilizer in terms of phosphoric acid :	14	3	17
comprising of—			
(i) Single superphosphate	—	15	15
(ii) Triple superphosphate	30	—	30
Potassic fertilizer in terms of potash :	8	—	8
comprising of—			
(i) Muriate of potash	15	—	15

Plant Protection :

3. It is expected that during 1963-64 the coverage of field crops by plant protection measures, both aerial and ground work, will be 5.6 million acres or about 10.5 per cent of the area under major crops. The area under major crops to be covered will be about 10.6 per cent in East Pakistan and 10.3 per cent in West Pakistan. In addition about 7.3 million maunds of seed will be treated against diseases in the two provinces. The break-up by provinces is given in Table 2.

TABLE 2

Area to be covered by plant protection measures and quantity of seed treated against diseases during 1963-64 by Provinces

Particulars	East Pakistan	West Pakistan	Total
Million acres			
Crop-acreage to be covered	2.61	3.02	5.63
Million Maunds			
Quantity of seed to be treated	2.00	5.31	7.31

Distribution of Improved Seeds :

4. The programme is to distribute about 58 thousand tons of seeds of improved varieties of crops (16.2 thousand tons in East Pakistan and 41.5 thousand tons in West Pakistan) during 1963-64. Stricter quality controls are envisaged during the year ; emphasis would be on quality rather than on quantity. The quantities by crops and by provinces are given in Table 3.

TABLE 3

Distribution of seeds during 1963-64, by Provinces

Crop	East Pakistan	West Pakistan	Total
In thousand tons			
Rice	8.00	1.11	9.11
Wheat	0.74	24.07	24.81
Maize	—	0.26	0.26
Gram	—	0.55	0.55
Cotton	—	11.11	11.11
Jute	3.11	—	3.11
Oil seeds	0.37	—	0.37
Potato	4.00	4.44	8.44
Total	16.22	41.54	57.76

Mechanization :

5. In West Pakistan about 17 thousand acres of land is planned to be developed in settled areas including ' sailaba ' cultivation in Quetta and Kalat region during the year. The servicing and repairing facilities for the tractors, etc. will be

improved through the establishment of workshops in key places. About 150 bulldozers and 150 tractors along with other machinery will be imported during the year for the development of land and boring operations for the installation of tube-wells. A modest programme for the supply of improved agricultural implements at the union level would also be initiated during the year.

6. In East Pakistan, under the scheme mechanized cultivation and power pump irrigation the following targets for 1963-64 are aimed at :

Tractors to be used (number)	230
Area to be reclaimed (thousand acres)	46
Power pumps to be used (number)	4,480
Area to be irrigated (thousand acres)	381

Soils :

7. Under the scheme entitled "Reconnaissance Soil Survey" 6 parties in East Pakistan and 10 parties in West Pakistan would be working during 1963-64 to survey an area of 7.3 million acres and 2.7 million acres respectively.

8. Work under the scheme "Rapid soil fertility survey and popularisation of fertilizers" will be expanded both in East and West Pakistan. Soil testing laboratories will be established to analyse the soils samples taken from the fields where fertilizer trials will be laid out.

Agricultural Extension :

9. Agricultural information services in both the wings of the country will be further strengthened during 1963-64. The national development training institutes will be utilized for pre-service, in-service and specialised training of extension workers of agriculture and allied departments, school teachers and other government staff working in rural areas. An additional area of about 2,000 acres in East Pakistan and about 1,000 in West Pakistan would be brought under coconut cultivation during 1963-64. In G. M. Barrage area engineering extension service will be introduced for better handling of the machineries by the farmers.

Agricultural Research :

10. Work on the construction of buildings for the agricultural research institute, Tejgaon, East Pakistan and at Risalewala, West Pakistan would be continued during 1963-64. The existing facilities at Tandojam, Tarnab, Khanpur would be strengthened and a programme for augmenting the research facilities in Quetta and Kalat division will be started. Two new research sub-stations in G. M. Barrage area will be established. Research on jute specially on technological aspects would be emphasised by Pakistan Central Jute Committee during the year.

Agricultural Statistics :

11. Most of the work of agricultural census would be over by the end of the 1962-63 financial year. During 1963-64, the remaining work would also be completed and the following three reports would be brought out : (a) The Administrative Report, (b) the National Statistical Report, and (c) the Analytical Reports in three volumes.

12. In addition to the carrying out of regular work, statistical services would be strengthened during 1963-64 in both the provinces. Special attention would be paid to estimating crop production by crop cutting experiments based on random sampling technique.

Agricultural Education :

13. In East Pakistan, under the on-going scheme for establishment of Agricultural University, recruitment of staff, construction of buildings and addition of facilities would continue during 1963-64. In addition, the existing facilities at agricultural schools etc. will be improved and expanded.

14. In West Pakistan also, construction and other work would continue towards speedy completion of the on-going scheme for establishing the Agricultural University Lyallpur. Facilities would be expanded and improved also at the agricultural colleges at Tandojam and Peshawar.

Foodgrain storage :

15. During 1963-64 construction of about 225,000 tons storage capacity will be undertaken ; of this about 105,000 tons will be by the Central Government, 75,000 tons and 45,000 tons by East Pakistan and West Pakistan Governments respectively.

16. The Central Cereal Laboratory and the Rice Grading Centre of the Central Government will be commissioned where work on analysis, storage, product utilisation, grading, processing and improvement of foodgrains will be started. In East Pakistan, besides providing more facilities like approach roads, jetties, culverts, railway sidings etc., at the local supply depots, a fleet of 150 trucks will be purchased to facilitate movement of foodgrains. For reconditioning rice, cleaning and stitching used bags necessary equipment will be installed. Some of the staff of the Food Department of East Pakistan will be provided with residential buildings.

Agricultural Marketing :

17. During 1963-64, under the Central Government programme for the grading of hides and skins, 2 test houses, one each at Chittagong and Khulna will be completed and construction of another test house at Karachi will be undertaken ; necessary equipment will also be installed and rules and grade-standards finalized. Compulsory grading of exportable commodities like hair, coriander, san-hemp and eggs will be introduced during the year. In East Pakistan, marketing surveys will be conducted on cotton, betel-nut, masur, khesari, orange and brinjal. Market Intelligence for all important agricultural commodities and animal products will be made available to the growers, traders and consumers. Quality of wool, hides and skins will be improved by demonstrating to the sheep shearers, butchers and merchants the correct methods of sheep shearing and flaying, curing and preservation of hides and skins, collecting and marketing wool.

Economic studies :

18. Under an on-going scheme for economic studies necessary survey will be carried out by the Central Government and report written on " farm power, implements and farm equipment " while the report on " use of fertilizer in Pakistan " will be revised. Field work relating to the study on " cost of production of major crops " will be completed. Data from 8 project areas under the scheme " Farm Management studies " will be collected. These along with such data collected previously will be checked, tabulated and analysed and writing of the report of the study taken in hand.

FISHERIES

(i) Survey and development :

19. To explore marine fisheries resources in the off-shore waters of West Pakistan an exploratory vessel will be procured. Exploration of in-shore and off-shore waters would be continued in the Bay of Bengal.

20. About a dozen launches for inland fishing which would be ready by 1963-64, would be allotted to private parties for operation in East Pakistan. Construction of 7-10 more such boats would be undertaken during the year in that province.

21. In West Pakistan, about 1,050 acres of water areas would be brought under fish culture during the year, of this about 1,000 acres alone would be in G.M. Barrage area. About 15 lakh fry and fingerlings would be stocked in ponds, tanks, dam etc.

22. In East Pakistan, an area of about 10,000 *bighas* (about 3333 acres) which has been fully developed, would be handed over to the Revenue Department. In addition, work on partially developed areas would continue for fuller development. Further, reclamation and development of 10,000 *bighas* of derelict water would be taken in hand. Besides this, about 20 fish seed multiplication farms would be added to the existing, 31 fish seed farms. These farms would produce about 60 lakh fry for stocking purposes. Another 20 lakh fry would be available from other nurseries for stocking in ponds, tanks, etc. About 50 demonstration farms would also be established. Furthermore, for guarding against unlawful fishing 24 more fish sanctuaries in addition to the existing 23 would be brought within the purview of the Act. It is contemplated to set up a Fisheries Development Corporation in East Pakistan for accelerating the pace of fisheries development for which necessary ordinance will have to be promulgated.

23. In Chitral and Swat States and Kurram Agency activities for culture of trout fish would be enhanced.

(ii) Marketing and storage :

24. Cold Storage and an ice plants at Pasni and Ormarra in West Pakistan would start operation. Two carrier vessels would start operation between Mekran Coast and Karachi under the Marine Fisheries Department. For improving the quality of cured fish, modernised curing sheds will be used at Pasni and Gwadar.

25. Three whole-sale fish markets at Chittagong, Khulna and Rajshahi in East Pakistan would be completed during the year. For transport of fish from catching centres to Dacca, Khulna and Chittagong markets 4 more boats would be added to the existing strength of seven boats. Survey would be undertaken for determining the location of the fish harbour at Chittagong, and plans thereof prepared.

(iii) Research :

26. Research on marine biological problems of fisheries would be continued at Karachi, Research on technological problems of fisheries would be continued at the laboratory at Chandpur (East Pakistan) while research on problems of fresh water fisheries would be continued at the Fresh Water Research Station also at Chandpur.

(iv) Education :

27. About 60 people will be given scholarships for training in fisheries at the Lahore Centre in West Pakistan. At the vocational training institute at Karachi, about 30 fishermen will be trained while about 400 fishermen would be trained at the 4 vocational training centres in East Pakistan. At the Fisheries Training Institute, at Chandpur (East Pakistan) 8 under-graduates and 4 graduates would be trained. An aquarium would be completed at Dacca.

ANIMAL HUSBANDRY.**(i) Disease control :**

28. In East Pakistan the programme for 1963-64 is to establish 19 veterinary hospitals at Sub-divisional Headquarters and 75 dispensaries at Thana level. In West Pakistan 20 hospitals, 4 dispensaries and one mobile unit will be established during the year. The production of sera and vaccine, will be improved at the various laboratories.

(ii) Animal Breeding :

29. In West Pakistan, the Livestock Farms at Bahadur Nagar, Qadirabad, Denisar Estate, Tando Mohd Khan, Usta Mohd and Fazilpur will be improved; in addition one donkey breeding farm will be opened. About 60 more cow-bulls will be issued to the breeders in West Pakistan. The dairy and cattle improvement farm at Savar in East Pakistan will be fully established. One model cattle farm will be established in Noakhali and Sylhet cattle farm will be improved. It is planned to take 75 quality bulls and equal number of quality cows into East Pakistan from West Pakistan and would be distributed for breeding purpose.

30. All the 15 artificial insemination centres (5 in East Pakistan and 10 in West Pakistan) will continue and 50 thousand improved cows and buffaloes will be born during 1963-64 (20,000 in East Pakistan and 30,000 in West Pakistan). Research work on artificial insemination will continue both in East and West Pakistan.

(a) Sheep and Goat :

31. During the year about 850 rams which were to be maintained in 1962-63 will be continued during 1963-64 on subsidy. In addition 400 rams are proposed to be distributed and maintained by the sheep breeders. Baluchi and Hisar Dale sheep breeding work will be conducted at Jacobabad and Khairmurti reserve forest respectively. 60 Angora goats have already been imported from the U.S.A. and are being maintained at Qadirabad and a fullfledged farms is proposed to be established in hilly areas of Muzaffargarh during 1963-64.

(b) Poultry :

32. In East Pakistan it is planned to produce about 17 lakhs hatching eggs and 3 lakh chicks during 1963-64 from the existing 12 poultry farms. One model poultry farm will be established in East Pakistan. It is planned to establish a poultry production unit in Hyderabad Region and another in D.G. Khan to provide hatching eggs and breeding stock and it is expected to distribute 700 of improved breed.

(iii) Feeds and nutrition :

33. Animal nutrition laboratory at Dacca will continue research on nutritional qualities and economic feed formula.

(iv) Dairy and milk supply :

34. Construction work relating to the Karachi milk supply scheme with a capacity of 55,000 lbs. of milk and 1,000 lbs. of butter a day is proposed to be completed and ready for production by the end of 1963-64. Major work construction and installation of equipment for Lahore plant will be completed by 1963-64. Initial work for Dacca and Chittagong milk plants will also be undertaken. Surveys will be conducted around Dacca and Chittagong to provide basic data for milk projects.

(v) Research :

35. Investigations into the causes of diseases including parasitism in animals, fowls and ducks will continue. Establishment of Foot and Mouth Research Institute at Lahore and CENTO Institute for Animal Reproduction at Malir are planned to be completed. Work on the construction of Livestock Production Institute at Bahadur Nagar and Veterinary Research Institute at Lahore will also be started.

(vi) Education :

36. During the year, over 200 scholarships will be awarded for graduate study in the Animal Husbandry College, Lahore, while stock men and stock assistants in greater number will be trained and employed in the union council in West Pakistan.

37. In East Pakistan, 60 trainees will be given poultry husbandry training 24 officers and govt. assistants will be sent to West Pakistan for training in improved dairy methods. It is expected that 50 Poultry Units at thana level when set up will impart training to 1,000 farmers during the year.

38. Provincial and district horse and cattle shows are proposed to be held in East and West Pakistan. Initial work for establishment of a zoological garden at Dacca will be taken up during 1963-64 while zoological garden Lahore will be improved.

Forestry :

(i) Survey, inventories and working plans.

39. Preparation of working plans for the Kassalong and Rangkhong Reserve Forest in the Chittagong Hill Tracts of East Pakistan will be continued during 1963-64 and survey, demarcation of boundary and fixing of boundary pillars for the existing forests of East Pakistan will be completed over 193 miles during the year. Preparation of new working plans and revision of old ones for an area of 5.9 million acres in West Pakistan will be continued. Furthermore, aerial forest inventory and land use survey of North-West Pakistan over 14,000 square miles will be started during the year.

(ii) Afforestation.

40. An area of about 13,800 acres will be afforested in East Pakistan during 1963-64, which includes Tandu and Kumbi plantation over 1,200 acres and rubber plantation over 1,000 acres. Work on afforestation of coastal belt and off-shore islands in East Pakistan will be initiated during the year. In West Pakistan an area of about 57,400 acres will be afforested during the year including irrigated plantations over about 11,600 acres, afforestation and other soil conservation measures over about 36,000 acres and forest nurseries on about one thousand acres. In addition, about 600 miles of canal-side land strips and about 4,000 miles of road-side land strips are to be planted up in West Pakistan during the year.

(iii) *Timber extraction and utilization.*

41. Under the on-going schemes, about 41,000 tons of timber will be extracted from the Kassalong and Rangkeong and the Sangoo and Matamuri Reserve forests of the Chittagong Hill Tracts during 1963-64 while procurements and installation of a mechanical saw mill with an annual capacity of 25,000 tons of logs will be completed in East Pakistan.

(iv) *Forest improvements.*

42. In order to provide better facilities for forest management particularly for timber extraction 87 miles of new forest roads and 75 new buildings will be constructed and 35 miles of existing forest roads and 13 existing buildings will be improved and repaired in East Pakistan during 1963-64. Similarly, in West Pakistan about 70 miles of new forest roads will be constructed during the year.

(v) *Education and research.*

43. Some more additional buildings will be added to the East Pakistan Forest School, Sylhet during the year to raise its annual training capacity from 30 to 45 foresters. Steps will be taken during the year to establish a Forest College in East Pakistan for training of Forest Rangers. Work on the Forest Extension Service will be stepped up during the year in East Pakistan. Similarly, some additional staff will be provided for the Punjab Forest School, Ghoragali and the West Pakistan Forest School, Bahawalpur during the year. Research on seed startification, germination, viability, etc. will be conducted at the research sub-stations at Lahore and Hyderabad. Construction of buildings as well as purchase and installation of equipment both at the Pakistan Forest Institute, Peshawar and the Pakistan Forest Research Laboratory, Chittagong will be continued during the year. Two students in the Senior Forest Service class and 14 students in the Ranger class have joined the 1962-64 course at the Pakistan Forest Institute.

44. Steps will be taken during 1963-64 to establish a botanical garden at Dacca and a game sanctuary in the Chittagong Hill Tracts in East Pakistan.

Range Management :

45. Protection of 110,000 acres of range land in the Registan tract of the southern region of West Pakistan will be carried on including plot sowing of grass seed over 800 acres, land stabilization of plots over 400 acres and pit and trench planting over 800 acres in the area in addition, 10 grazing areas of 50,700 acres carrying 2,000 sheep will be maintained in the Maslakh range of Quetta during the year. Development of 12 demonstration areas in West Pakistan will be continued. Greater emphasis will be laid on development of the range area of the Thal and range management in the cholistan area will be started.

Soil Conservation :

46. The Soil Conservation Projects in East and West Pakistan will be continued. However, specific targets have not been furnished for soil conservation programme by the respective Provincial Governments for the year 1963-64.

Colonization :

47. In the G. M. Barrage and Gudu Barrage projects colonization operations will continue in full swing. It is expected that during the year 1963-64 about 4.73 lakh acres of land will get irrigation facilities in these barrages of which 2.03 lakh acres which is government land will be disposed. It is estimated that on additional 2.55 lakh acres of land in these two barrages will be brought under cultivation. In the Thal Project area 78,000 acres of land will get irrigation facilities out of which about 54,000 acres are expected to be disposed off after

development during the year. In all about 200,000 acres of land will be reclaimed through heavy earth moving machinery in the areas covered by various irrigation projects.

48. About 60 chak abadis and 3 mandi towns are proposed to be established in the G. M. Barrage area.

Co-operative and rural credit :

49. The Agricultural Development Bank of Pakistan plans to open 14 new offices and pay Rs. 11 crore as loans during the year 1963-64.

50. In East Pakistan under the scheme concerning Development of Cooperative Credit and Marketing Structure, 130 Union and 7 Central Multipurpose Societies are proposed to be reorganised in the year 1963-64. Each of these societies will be provided with a newly constructed godown. In addition 135 Co-operative Farming Societies will also be organized ; of these, 60 will be under the Comilla Project and the remaining 75 will be at the rate of 25 societies in each of the 3 new project areas. The Government will advance Rs. 400 lakh (gross) as taccavi loans during the year.

51. In West Pakistan under the scheme Reconstruction of Rural Credit and Agricultural Marketing, 150 large size co-operative credit societies and 25 agricultural marketing societies will be organized ; 12 of the marketing societies so organized will be provided with loans for constructing godowns. The programme of mechanization in co-operative farming chaks of Multan area will be intensified. The Government will advance Rs. 130 lakh (gross) as taccavi loans ; and Rs. 30 lakh as loan for participation in the share capital of co-operatives at the apex level.

Land Reforms :

52. In West Pakistan about 2.00 million acres of land would be consolidated in the year 1963-64 under the scheme which has been in operation since the beginning of the Second Plan period.

Rural Development through Basic Democracies :

53. Rural development through Basic Democracies envisages all round development in rural areas at the grass root level. Development activities are, therefore, organised largely at the Union Council level, mainly on self help basis. The development activities to be undertaken would cover reclamation of land through irrigation channels and through the use of water pumps, conducting vaccination and inoculation drives for immunising the poultry and livestock, buliding markets town halls, octroi post etc., organising three plantation campaign maintenance of poultry farm, etc. Emphasis on different activities would vary with different Union Councils depending on the need and importance attached to them by each Council. These development activities are to be initiated basically by the villagers. Government grant would largely be used to supplement the cost of these projects.

(a) Agricultural Development Corporations :

54. The set-up of the Agricultural Development Corporations would be further strengthened in East and West Pakistan during 1963-64. In East Pakistan necessary surveys and investigations would be undertaken to base different schemes and projects of the Corporation on sound footing. Plans to establish project areas would also be prepared.

(b) Crash Programmes :

55. Intensification of efforts to increase agricultural production in 10 subdivisions of East Pakistan and 7 districts of West Pakistan would be continued under the model scheme during 1963-64.

(c) Nutrition pilot project :

56. A pilot project will be launched in 20 villages of East Pakistan to increase production of protective foods by providing guidance and incentives in the form of supplying free, or at subsidised rates seeds, fertilizers, feeds, etc. to the growers. A part of what is produced in the project will be distributed free amongst the needy women and children of the villages to improve their diets.

WATER AND POWER

The total allocation for the water and power sector for the year 1963-64 is about Rs. 1,235 million.

EAST PAKISTAN :

Water :

2. In East Pakistan water development programme consists of 37 schemes out of which 30 are on-going, the balance being new schemes proposed to be taken up during the course of the year.

3. All the survey and investigation schemes are on-going. The Consultants are busy preparing Master Plan for the development of water and power resources in East Pakistan on a comprehensive basis. With the exception of some minor works, which will be taken up during the year, the Hydraulics Research Laboratory has now been completed and is suitably equipped to meet the growing needs of the region. A number of additional river-gauge, raingauge, discharge silt and evaporation stations are proposed to be installed under Flood Control Surveys. Survey of the Teesta Project and Tangon irrigation project will be completed during the year. As a result of additional information collected during the past year several new schemes have been programmed during the course of the year.

4. In the field of multi-purpose development the Karnafuli project has already been completed. Funds have been, however, provided for book adjustment and the compensation programme. Preliminary work on the third unit of the Karnafuli project will be initiated during the year. The Ganges Kobadak project will make further progress. Out of the total area of 350,000 acres, nearly 129,000 acres have already been provided with irrigation facilities which will be extended to a further area by 45,000 acres during the year. Funds have been provided for the Tipperah-Chittagong Multipurpose project in order to commence construction thereon.

5. In the field of flood regulation about 400 miles of new embankments will be constructed during the year. Installation of pipe escapes for internal drainage in the coastal embankment scheme will also be carried out simultaneously. The River Embankment Dredging and Drainage programme, Comprehensive Drainage scheme for Faridpur District, Prevention of Flood in Feni Sub-Division District Noakhali, and Re-excavation of Ghungurl, Salda and Buri Nadi District Comilla have already been completed. As a result of implementation of various minor irrigation schemes, about 100,000 acres will have been provided with improved drainage facilities.

6. The Ground Water Development and Pump Irrigation scheme for Dinajpur suffered a light setback. The project is, however, expected to be completed by the close of the Second Plan. Brahmaputra Flood Embankment Scheme, started last year, is likely to gain momentum this year.

7. The two miscellaneous schemes, namely Improvement of Dredger Fleet and Equipment Pool will continue to make substantial progress.

8. Seven new schemes have been added to the programme this year. Token allocations have been provided for a third unit of the Karnafuli project, Haor Reclamation, the Manu river project, the Ganges Kobadak project (Jessore Unit) and Southern Rajshahi Irrigation scheme.

WEST PAKISTAN :

Water :

9. The West Pakistan programme consists of 159 on-going and 47 new schemes. The allocation for the water projects is shared by the Water and Power Development Authority, the Irrigation Department and the Agricultural Development Corporation.

10. In the sub-sector of investigations and surveys, the General Investigation scheme is making a steady progress. A number of foreign and Pakistani Consultants will continue to collate and analyse information on hydrology, soils, climatology irrigation requirements, etc.; with a view to formulate feasible projects of irrigation and drainage and a Master Plan for the development of water and power resources in the region on a unified basis. The reorganisation of Irrigation Research Institute and the Construction of Nandipur Research Station shall be completed during the year. These two research establishments, when completed should be able to meet the requirements of the Province.

11. In the field of irrigation, the Taunsa Barrage, without its extension is expected to be completed in all respects during the year and irrigation facilities will be extended to the whole area of 16 lakh acres under the command of the project. Construction of Warsak High Level Canals will be completed during the year and an additional area of 10,000 acres will be added to the 25,000 acres already irrigated out of a total of 1,12,000 acres. Work on the colonization of the area under command of the Kotri Barrage is making satisfactory progress. Guddu Barrage, head-works were complete in March, 1963. About 80 per cent. work on this project will be completed by the end of 1963-64. About 60 per cent. work on the Tanda Dam will be completed during the current year. Work on Shahpur Branch and Pehur Irrigation schemes is expected to be completed in all respects during the year. The Filter plant for the Rawal Dam Storage Supplies is in advanced stage of construction. A large number of small and quick maturing irrigation schemes will be completed during the year in the Quetta region and other less-developed regions of West Pakistan. A sum of Rs. 1 million has been provided for similar schemes in the Frontier regions. An amount of Rs. 1.8 million has been provided for the Mianwali Lift Irrigation Scheme.

12. A sum of Rs. 10 million have been provided for preliminary works on the Gomal Zam Multipurpose Project, and Rs. 28.1 million for the construction of Karachi Irrigation Project.

13. Salinity Control Project No. 1 in the Rechna Doab has at least been finally completed and handed over, for operation, to the Irrigation Department. Additional 600 tubewells are expected to be drilled under the Salinity Control Project No. 2 in the Chaj Doab bringing the overall progress to 20 per cent. The Khairpur and Gaja projects have since gained momentum and are expected to register 40 per cent. and 25 per cent. progress respectively. Work is expected to start on the Larkana-Shikarpur and possibly Lower Thal Projects.

14. A number of small protective works under flood regulation will be completed during the year in the Pabbi areas, Akbarpur and other villages. The 16 mile long marginal bund for the protection of Kot Hafiz and Takewara against the erosion and flooding by Indus has since been completed and funds have been provided for its finalization.

15. Under open canals, protective works for a number of irrigation channels and civil works will be provided during the year. Also a number of new small schemes will be undertaken.

16. In the sector of Miscellaneous schemes, Machinery Pool Organisation has been allocated funds for the import of spare parts. The WAPDA House, administrative headquarters of the West Pakistan Water and Power Development Authority, will be half completed by the close of the year.

CENTRE :

17. The Centre's programme is of a varied and diverse nature. Under the Air Survey Organisations schemes sponsored by the Survey of Pakistan, instruments and equipment including air-conditioning plant will be purchased during the year. The Meteorological Department will establish more aero-meteorological station pilot balloon and meteorological stations in both wings. A hydrogen factory in East Pakistan will almost be completed during the year. The programme of the Ministry of Kashmir Affairs includes a number of small irrigation and hydel power schemes namely Baltit, Naltar, Chalt, Skardu and Gilgit hydel projects. Installation of Machinery in the AC Network Analyser will be completed this year. The Atomic Energy Commission under its programme of training physicists and engineers in nuclear science and technology will send out more scientists abroad for further study and training work, the construction of various laboratory buildings and Institute of Nuclear Science and Technology at Rawalpindi will continue. Work will further progress in the Atomic Energy Centre, Dacca. Intensive Survey of radioactive minerals will continue.

WEST PAKISTAN:

Power :

18. Among the on-going schemes the important ones are :—

- (i) Electricity Operation Scheme (Distribution of Power in West Pakistan).
- (ii) The Secondary Transmission and Distribution Scheme.
- (iii) Village Electrification.
- (iv) Upper Sind Thermal Scheme.
- (v) Extension of Natural Gas Power Station, Multan.
- (vi) Quetta Thermal Scheme.

19. The Electricity Operation Scheme which consists of giving electric connections to consumers will continue to add more customers domestic, industrial and tube well. More than 50,000 consumers will thus be drawing power from West Pakistan Grid. Work on the Secondary Transmission and Distribution Scheme which will have 4,000 miles of transmission and distribution lines by the end of the Second Plan will continue during the year. Substantial work has already been done on this scheme and it is expected that 80 per cent. work will be completed by the end of the 1963-64. The Village Electrification Scheme has not made much progress ; only less than 1,400 villages have been electrified by 1962-63. However, it is expected that work on village electrification will proceed at a faster rate and the target of electrifying 2,000 villages after the end of the Second Plan will be achieved. The other two schemes on which substantial progress is expected during 1963-64 are Upper Sind Thermal Scheme and Quetta Thermal Scheme.

20. Among the new schemes for 1963-64 the important schemes are :—

- (i) Natural Gas Power Station, Lyallpur (Additional Generation).
- (ii) Extension of Lower Sind (Hyderabad) Thermal Scheme.

These new schemes are meant for the generation of additional power which will be required in West Pakistan Grid Zone and the Southern Zone.

EAST PAKISTAN :

Power :

21. The following are the important on-going schemes of East Pakistan WAPDA on which work will continue in 1963-64 :—

- (i) Isolated Generation and Distribution.
- (ii) Secondary Transmission and Distribution East of Brahmaputra.
- (iii) Dacca Electric Supply and Distribution.
- (iv) 132 Kv Comilla-Sylhet Transmission Line.

22. Insufficient progress was made last year on Isolated Generation and Distribution Scheme which envisages the electrification of 14 important district towns in East Pakistan. It is expected that during 1963-64 this scheme will make substantial progress.

23. The Secondary Transmission and Distribution East of Brahmaputra includes the improvement of distribution in Dacca and Chittagong in addition to other small towns. About 1,000 miles of transmission and distribution lines including 400 volt lines will be completed under this scheme. The Dacca Electric Supply will add more than 5,000 consumers to its system. Survey has already been completed for 132 Kv Comilla-Sylhet Transmission Lines. Work will start on this line during 1963-64.

24. Among the new schemes the two important schemes for 1963-64 are Siddhirganj 50 M.W. Thermal Plant and the Siddhirganj Jheindah 132 Kv Interconnector. The Siddhirganj 50 M. W. Thermal Plant will provide additional power which will be required to serve the existing grid area. The Siddhirganj Jheindah 132 Kv Interconnector will make available additional power in the region west of Brahmaputra which does not have enough generation.

INDUSTRIES, FUELS AND MINERALS

EAST PAKISTAN :

1. During the fiscal year 1963-64 the Executing Agencies in East Pakistan will spend an amount of Rs. 301 million. The estimated production and exports during 1963-64 are expected to increase by Rs. 85 million and Rs. 54 million respectively due to the completion of projects besides resulting in considerable savings of foreign exchange.

Hardboard Mills :

2. Initial work for a 10,000 tons Hardboard Mill at Khulna was started in 1962-63 and 95% of the work will be completed during 1963-64.

Pulp and Paper Industries :

3. Initial work for raising the capacity of the Khulna Newsprint Mills from 35,000 tons to 50,000 tons was started in 1962-63 and 95% of the work on the project will be completed in 1963-64. Two major schemes for production of paper and one for production of pulp will be taken in hand ; the first is for production of 15,000 tons of fine papers per annum at Chhatak (Sylhet) based on grass, the second is for production of 12,000 tons of paper per annum in North Bengal (Rajshahi Division) based on bagasse (sugar cane fibre) and the third is for production of 45,000 tons of bamboo pulp per year at Dohazari, Chittagong. While the project for Chhatak Paper Mill is ready for implementation feasibility studies are being conducted for the bagasse paper mill and bamboo pulp project by foreign Consultants. Subject to aid being available work on site of these projects will be taken in hand in 1963-64.

Sugar Industry :

4. A 10,000 tons white sugar mill at Joypur Hat (Bogra) went into initial production in 1962-63 and expected to go into full production in 1963-64. About 95% work on two new sugar mills of 10,000 tons at Kushtia and Harian (Rajshahi) is likely to be completed in 1963-64. Subject to availability of aid the work on the projects for raising the capacity of Thakurgaon Sugar Mills from initial 10,000 tons to 15,000 tons and to establish two new sugar mills of 10,000 tons capacity each at Panchagarh (Dinajpur) and Mobarakganj (Jessore) will be taken in hand, in 1963-64 and after projected mills are completed the sugar production capacity in East Pakistan will be increased from 85,000 tons in 1959-60 to 140,000 tons in 1964-65.

Jute Goods Manufacturing :

5. In the semi-public sector 2,800 looms were ordered in the first three years of the plan and the private sector took up 1,200 looms which completed the original plan target of 4,000 additional looms. The target has since been raised from 4,000 to 6,000 conventional looms and 150 broad looms—further addition of 2,150 looms. In 1963-64, 1,000 looms proposed to be ordered by the East Pakistan Industrial Development Corporation for expansion of W. Rahman Jute Mills, Pak Jute Mills, United Jute Mills and Qaumi Jute Mills raising capacity of these mills from initial 250 to 500 looms each and the private sector is likely to take up the balance of 1,250 looms subject to availability of aid.

Steel :

6. The revised scheme for setting up of a 150,000 tons steel plant at Chittagong has been sanctioned in April 1963. Land for the Steel Mill has already been

acquired and soil tests completed. Agreement for supply of equipment and erection of the mill signed between Kobe Steel Works Ltd. Japan, and the East Pakistan Industrial Development Corporation and detailed engineering will be taken up in 1963-64. The project is expected to be completed in 1966-67.

Pharmaceuticals :

7. The first phase of the factory to produce sulpha and other drugs already been constructed jointly by the EPIDC and M/s. May & Baker of the U.K. and preliminary work on the second phase undertaken in 1962-63 in which the factory will undertake progressive utilization of indigenous raw materials will be completed in 1963-64. Besides, 90% of work on a new scheme to produce 15 tons of streptomycin per annum is likely to be completed in 1963-64.

Non-Metallic Mineral Products :

8. A scheme for the acquisition of the existing A. B. Cement Factory at Chhatak (Sylhet) by the E. P. Government and doubling its production capacity from the present 75,000 tons to 150,000 tons per annum is likely to be taken up subject to an agreement between the Government of Pakistan and the Government of India for an uninterrupted supply of limestone from Indian border to the A.B.C. Factory after acquisition by the E.P. Government. Trials for mechanical extraction of peat at Khulna and Faridpur will be made in 1963-64.

Chemical Industries :

9. Two major schemes for fertilizer production will be taken in hand: the first is for production of additional natural gas fertilizer, 234,000 tons of Urea (equivalent to 500,000 tons of Ammonia Sulphate) and the second is for production of 90,000 to 100,000 tons of single super-phosphate.

Dry-Dock and Engineering Works :

10. Two major schemes will be taken up in 1963-64. The first is for establishment of one 350 feet Dry Dock at Narayanganj. Dacca, for providing facilities for dry docking, inspection and repairs of larger river vessels such as dredgers, oil tankers, tugs and cargo ships weighing upto 1,400 tons. Work on this project is expected to be completed in 1963-64. The other project styled as "Chittagong Dry Dock and Engineering Works" which will provide dry-docking, repairing and servicing facilities to the Pakistan Merchant Fleet and foreign vessels calling at the principal sea-port of East Pakistan will be taken in hand subject to the availability of aid. The work on Khulna Shipyard project is likely to be completed in 1963-64.

Cotton Textiles :

11. In the semi-public sector, ordering of 500 looms for installation in Muslin Cotton Mills, Kaliganj, Dacca will be taken in hand in 1963-64.

Small Industries :

12. (a) In 1963-64 Small Industrial Estates at Tongi, Khulna, Sylhet and Chittagong will be established and Common Facility Centres for Handlooms at Choumuhani (Noakhali), Bhariab (Mymensingh) and Barisal will be completed during the year.

(b) Sericultural Nurseries at Dacca and Sylhet will be established. Pilot project for glazed pottery will be completed. Scheme for development of Cottage Salt Industry will be completed.

(c) 40% work on the establishment of Light Engineering Service Centre at Chittagong will be completed.

(d) 50% work on small industrial estates at Brahmanbaria, Choumuhani, Barisal, Cox's Bazar, Kushtia, Chandpur, Rajbari (Faridpur), Bogra and Rangpur will be completed in 1963-64.

(e) 50% work on Artisans Workshops at Khulna/Rajshahi/Kushtia/Tongi/Chittagong is likely to be completed during the year.

(f) The work on large industrial estates at Tongi, Kalurghat, Sholasahar, Fouzderhat (Chittagong), Khulna, will be accelerated.

WEST PAKISTAN :

13. As a result of reorganization which was necessitated under the Constitution, almost the entire work of Industries, Fuels and Minerals with the exception of oil and gas was transferred to the Provinces with effect from 1st July, 1962. The projects together with the allocations were also handed over to the two Provinces of East and West Pakistan. The allocation for the development of industries, fuels and minerals programme for West Pakistan during 1963-64 amounts to Rs. 119.5 million.

14. There has been a marked improvement in the operating reserves of WPIDC projects (Large industries) both under private and WPIDC management. During 1962-63, the completed projects are expected to produce goods worth Rs. 382 million. The production besides resulting in considerable savings of foreign exchange is expected to earn foreign exchange to the extent of Rs. 7.2 million through exports. The production and exports during 1962-63 are expected to increase by Rs. 77.4 million and Rs. 5 million respectively as compared to the previous year *i.e.*, 1961-62. During 1963-64, the production and exports are expected to increase further by about Rs. 71 million and 3 million respectively.

Large Industrial Estates :

15. The Second Plan makes a provision of Rs. 25 million for the establishment of large industrial estates at Sukkur, Multan, Jhelum, Nowshera, Rahim-yarkhan and Sargodha, besides the completion of Sind Industrial Trading Estate at Hyderabad. The estimated cost of these on-going industrial estates is about Rs. 435 million. During the Second Plan period an allocation of Rs. 25 million will primarily be invested on the acquisition of land and its development which will cover items such as water supply, roads, sewerage, electric light, etc.

Sugar Industry :

16. Two sugar mills, one each at Badin and Bannu, with a production capacity of 15,000 tons of refined sugar each, are going to be established by the WPIDC. Preliminary arrangements have already been made and orders for the plant and machinery for at least one factory have also been placed. These sugar mills are expected to be in operation by the end of 1964 or early 1965. The foreign exchange needed for the purchase of plant and machinery is going to be met from the credits from West Germany.

Fertilizer :

17. The present capacity of the Pak-American Fertilizer Factory of 50,000 tons of ammonium sulphate is going to be raised to about 90,000 tons of ammonium sulphate at a capital investment of Rs. 35.0 million. Preliminary arrangements and investigations have already been speeded up. Orders for the import of

machinery and ancillary equipment are expected to be placed very shortly. The expansion of the factory is expected to be completed during 1965. The foreign exchange component of the project is going to be met out of the Consortium Aid.

18. Messrs. Imhausen International Company of Zurich have been appointed as Consultants for preparation of feasibility reports in the fields of petrochemical and fertilizer industries. These consultants are expected to submit their reports by August/September 1963 and further action to create fertilizer production capacity in the country will be taken on the reports of the consultants.

Potash fertilizer :

19. As a result of preliminary investigations and the report, a scheme has been drawn up for the production of potash fertilizers based on the Dhariala Brines. This factory on completion is expected to produce about 18,000 tons of potash fertilizer which are at present being imported in order to meet the country's demand of this type of fertilizer.

Coal Carbonization :

20. During extraction of coal from mines quite a substantial quantity of coal fines are produced which at present are not entirely used with the result that these coal fines remain unutilized. On the recommendation of the feasibility report prepared by the Consultants, namely, Messrs. Lurgi of West Germany, a project has been prepared for the utilization of the coal fines from Degari and Sor Range Coal-fields. The low temperature coal carbonization and briquetting plant which is going to be established in Quetta area will have an annual production capacity of coke briquettes of 29,225 tons as a principal product and Char Sinter of 16,875 tons and carbonization gas of 419 million cubic feet as a by-product. This project will save foreign exchange to the extent of Rs. 5.5 million during first phase. The foreign exchange component of the project is expected to be met out of the credits/loans from West Germany.

Cement :

21. The 4th kiln of Zeal Pak Cement Factory, Hyderabad went into production in April 1963 thereby raising the production capacity of the factory from 3,60,000 tons to 4,80,000 tons of cement per year. In order to achieve the Plan target of 3 million tons of cement by 1965, cement production capacity is being created both in the private and public sectors. The scheme for further extension of Zeal Pak will require an investment of Rs. 37 million of which Rs. 20.5 million will be in foreign exchange and it will add a production capacity of 2,10,000 tons of cement per annum. Implementation of this project is going to be taken up during 1963-64 as preliminary arrangements have already been made.

Karachi Shipyard and Engineering Works, Part I, Phase II :

22. Phase I of the Karachi Shipyard and Engineering Works has been completed at a capital investment of Rs. 78.6 million which includes Rs. 38.00 million in foreign exchange. The Second Plan makes a provision of Rs. 32 million for the balancing and modernization of the Karachi Shipyard and Engineering Works. The West Pakistan Industrial Development Corporation has prepared a scheme for the second phase which consists of Part I & II of Karachi Shipyard and Engineering Works. Part I of the Second Phase calls for an investment of Rs. 32 million. The first part of this scheme includes :

- (a) Equipment and facilities for making all above water repairs to Pakistan merchant ships and running repairs to foreign merchant ships visiting Karachi. Underwater repairs to Pakistani merchant ships are catered.

for but with the present single dry dock it is not possible to meet in full the demands of these ships totalling at present approximately 250,000 dead weight tons. The position will become increasingly difficult with further increase in the number of Pakistani merchant ships. A second dry dock of about the same size as the existing one has been included in the present proposal. This addition will bring in more business in dry docking and underwater repairs of foreign merchant ships and thereby increase the foreign exchange earning of the shipyard.

- (b) General steel construction capacity of 2,500 tons per year. Under this heading are included the fabrication of barrage gates, transmission towers, oil storage tanks, machinery for sugar and cement factories, overhead travelling cranes, structural steel work for factory and storage building and all other types of steel fabrication work.
- (c) Capacity for manufacture of marine diesel engines of 50 to 500 H.P. at the rate of 300 cylinders per year.
- (d) Ship building facilities for constructing 30,000 DWT per year and of ship sizes upto 10,000 DWT.
- (e) Capacity for production of castings as follows :
 - (i) Cast Iron 15 tons per day.
 - (ii) Steel 10 tons per day.
 - (iii) Non-ferrous 0.5 tons per day.

Small Industries :

23. During the first three years of the Second Plan, an investment of about Rs. 27 million has been made in projects of small industries against Plan outlay of Rs. 124 million. The Development programme 1963-64 includes primarily the completion of the on-going schemes on 8 small industrial estates, common facilities centres, design centres, development-cum-training centres, development-cum-production centres, sales and display centres, sericulture industry, leather tanning, wood working, stone and metal industries, and forest industries development projects. The work on the industrial estates at Gujranwala and Sialkot is being speeded up and efforts are being made to utilize the foreign exchange credits made available by the International Development Association. Although a start has been made but more sustained and concerted efforts are necessary to avoid heavy short-falls in the field of development of small industries and also to bring the small industries to the level of making any appreciable contribution to the economy of the country.

Fuels and Minerals :

24. In the field of fuels and minerals, the WPIDC is making efforts to develop the Sor Range Coal Mines and also the Degari Coal Mines besides conducting investigations in the Sharig Coal Mines with the assistance of foreign experts.

Coal production during the last few years has been :—

	Thousand Tons		
1960-61	860
1961-62	878
1962-63 (Estimates)	914
1963-64 (Projection)	1,050

CENTRE :**Industries :**

25. The provision in the Second Plan for Centrally Administered areas is Rs. 52.65 million out of which Rs. 6.30 million is for Printing Presses, Rs. 10.35 million for the development projects of Wah Industries Ltd., and Rs. 36.00 million for Small Industries training and promotional schemes and schemes of Special Areas and Kashmir Affairs.

26. The amount invested in Printing Presses in the first three years is about Rs. 1.56 million. In the financial year 1963-64 Rs. 3.40 million are provided for Printing Presses which include a new Printing Press at Islamabad at an estimated cost of Rs. 13.41 million. Expenditure to the tune of Rs. 3.5 million has been incurred by 31st December 1962 on the development project of Wah Industries, Ltd.

27. The expenditure during the last three years for scheme of Small Industries, Scheme of Kashmir Affairs Division is Rs. 13.63 million. Programme for 1963-64 has a provision of Rs. 6.29 million for large industries (excluding printing presses) which includes Rs. 2.95 million for the expansion of Penicillin Factory, Daudkhel, Rs. 0.5 million for Chip Board and Saw Mills, Azad Kashmir, Rs. 0.40 million for consultants for steel, Petro-chemicals and textile and Rs. 2.44 million for Investment Advisory Centre, Karachi. For Small Industries a provision of Rs. 11.33 million is made for 1963-64, which includes Rs. 1.10 million for the schemes of Kashmir Affairs Division.

28. The following important schemes of the Small Industries which are in varying stages of completion are being implemented with the assistance of foreign countries indicated against each :

1. Pak-Swedish Institute of Technology, Landhi :

- (a) Electrical Trade Division
- (b) Mechanical Trade Division
- (c) Woollen Garments Production Unit
- (d) Wood Working Production Unit

} Sweden

2. Rural Industries Service Centre, Peshawar .. Ford Foundation

3. Rural Industries Service Centre, Dacca .. Ford Foundation

4. Pakistan Industrial Technical Assistance Centre,
Rawalpindi/Lahore/Karachi .. A.I.D.

5. Industrial Research & Development Centre,
Dacca I.D.A.

29. Two new aided projects namely :

(1) Pak-Swedish Institute of Technology, Kaptai, and

(2) Pak-Swedish Institute of Technology, Gujrat

are going to be taken up during the year 1963-64. The primary objective of the first project is to impart training in the fields of wood working, Metal Making (mechanics, welding and forging), Electrical Engg., etc. The second Institute at Gujrat on completion will train every year about 225 persons in the fields of Industrial Mechanics, Welding and Forging, Foundry, Mechanics (Instrument Manufacture), Electric Installation and Automobile Engineering.

Fuels and Minerals :

30. The total provision for the development of Fuels and Minerals in 1963-64 is Rs. 80 million. A comparison of this provision with expenditure in 1960-61, 1961-62 and the revised estimates 1962-63 is given in the following table :

	(Million Rupees)
Plan Allocation	355.00
1960-61 (Actuals) ..	13.83
1961-62 (Actuals) ..	39.03
1962-63 (Revised) ..	54.86
1963-64 (Proposed) ..	80.01
Total ..	187.73

31. The physical achievements during the last three years 1960-63 and the salient features of the annual development programme of 1963-64 are outlined in the following paragraphs :

Expansion of Geological Survey :

32. This scheme aims at expansion and acceleration of the activities of Geological Survey work. The total estimated cost of this project is Rs. 29.70 million of which Rs. 11.00 million are in foreign exchange. The foreign exchange component is partly covered by aid from AID. During the last three years expenditure of Rs. 9.11 million is estimated to have been incurred on this project. During 1963-64, it is proposed to spend Rs. 9.30 million on this project. Shortage of qualified personnel continues to be the limiting factor in accelerating and intensifying the activities of Geological Survey Organization. This shows that by the end of 1963-64 the achievement in financial term in this project will be about 61 per cent.

Procurement of Drills for exploration of Minerals :

33. This scheme envisages procurement of drills to be used for exploration of minerals. The estimated cost of this scheme is Rs. 11.70 million. During the last three years the expenditure aggregates to Rs. 8.15 million showing thereby progressive achievement of about 68 per cent. In 1963-64 it is proposed to spend Rs. 1.78 million on this project.

College of Mines :

34. The scheme of College of Mineral Technology and Mining Training Institute require an investment of Rs. 10.40 million of which government contribution will be Rs. 8.00 million. During the first three years of the Plan the expenditure has been only Rs. 0.33 million. For the next year i.e. 1963-64, Rs. 2.00 million will be contributed by the Government. The work on this project is behind schedule.

Project for Accelerated Investigation of Mineral Resources of Pakistan including Coal and Lime-stone in E. Pakistan :

35. The cost of the scheme has been revised to Rs. 9.7 million which include Rs. 7.10 million in foreign exchange. The entire foreign exchange cost is being borne by U.N. Special Fund. During the last three years Rs. 3.33 million have

been spent on this project. The development programme for the year 1963-64 includes an allocation of Rs. 3.06 million. This means that by 30th June 1964 the achievement in financial terms will be about 70 per cent.

Geological and Geophysical Survey in West Pakistan including Chagai :

36. The total estimated cost of this project is Rs. 11.08 million including a foreign exchange component of Rs. 9.458 million. An allocation of Rs. 1.20 million has been made in 1963-64 for the implementation of this project. The objective of the project is to carry out regional aeromagnetic and radiometric survey of the border belt and to conduct detailed mineral investigation of prospective areas as delineated by the Geological Survey of Pakistan.

Oil and Gas Prospecting :

37. This scheme is a joint enterprise of public and private sector. The local currency is provided by the Government whereas foreign exchange component is arranged by the private oil companies. The total estimated cost of the scheme is Rs. 320.00 million of which Government contribution is Rs. 80.00 million during the Second Plan period. The Government contribution in the first three years of the Plan was Rs. 23.25 million. The Government investment in the project for 1963-64 is proposed to be Rs. 7.8 million. Contribution of foreign private companies in this venture is expected to be about Rs. 23.59 million.

Development of Oil and Gas Resources—Russian-aided Project :

38. The project is Russian Aided and calls for an investment of Rs. 304.00 million of which Rs. 180.00 million will be spent during the Second Plan period. The project was started in the year 1961-62. The expenditure in 1961-62 and 1962-63 is estimated at Rs. 57.05 million. It is proposed to spend Rs. 37.58 million in 1963-64. This means that about 55 per cent achievement will be made by the end of 1963-64 on the investment side. In this project foreign assistance in the shape of equipment, technical services, etc., is provided by the Russian Government which will be equivalent to about Rs. 14.30 million during the next fiscal year.

Natural Gas :

39. It is proposed to take the natural gas from Titas (near Brahmanbaria) the recently discovered Gas fields to Dacca and other places. For this purpose an allocation of Rs. 13.13 million has been made for 1963-64.

P.O.L. Inspection and Testing Laboratories in East and West Pakistan :

40. POL testing laboratories are being set up with two inspection cells in East and West Pakistan at an estimated cost of Rs. 1.10 million. An allocation of Rs. 0.5 million has been made in the A.D.P. 1963-64 for this project.

PRODUCTION : SECOND PLAN PERIOD

Item	Account- ing Unit	1960-61 (Actuals)	1961-62 (Actuals)	1962-63 (Estimated)	1963-64 (Projec- tion)
Natural Gas Million Cu. ft.	32,177	38,790	43,928	50,000
Crude Petroleum Million Imp. Gals.	98	106	118	130

TRANSPORT AND COMMUNICATIONS

A provision of Rs. 761 million in public sector has been made in the Annual Development Programme for 1963-64. The physical targets to be achieved during 1963-64 are briefly described below :—

EAST PAKISTAN :

Roads :

2. A provision of Rs. 74 million has been made for improvement or new construction of about 230 miles of roads in the Province. The Plan allocation is going to be exhausted by the end of 1963-64. An important feature of this programme is that feasibility studies would be carried out for few selected roads, which would later be built to higher specifications required for the development of road transport.

P.E. Railway :

3. The Development Programme provides for the acquisition of 10 M.G.D.E. Locomotives and 4 M.G. Railcars with 8 Trailers for which orders had already been placed, are expected to be received during the year. Orders for another 10 M.G.D.E. Locomotives and for the B.G.D.E. locomotives will be placed. 174 all-welded M.G. passenger carriages on order including 13 air-conditioned coaches are expected to be received during the year. Apart from the 107 M.G. other coaching vehicles and 200 M.G. Wagons proposed to be manufactured in Pahartali Workshops, 2,871 M.G. Wagons and 350 B.G. Wagons are expected to be received from abroad.

84 miles of rail renewals and 125 miles of sleepers renewals are being proposed during the year.

Provision has also been made for the construction of the following new railway Line :

- (1) Kurigram-Chilmari.
- (2) Doubling of Track between Dacca & Chittagong.
- (3) Faridpur-Barisal Railway.
- (4) Conversion of Rupsa-Bagerhat Section.

Inland Water Transport :

4. During the year, it is proposed to progress the scheme for the construction of Inland river ports of Dacca, Narayanganj, Khulna, Barisal and Chandpur to complete the scheme for navigational aids and to commence the survey scheme for the development of ports and waterways. General Consultant executives have been appointed with the I.W.T.A. for a period of two years to give advice, to prepare programme and to implement them. The Second Plan allocation for I.W.T.A. are expected to be fully utilized by the end of 1963-64. The Inland Water Transport sub-sector, therefore, may require additional allocations during the Second Plan period. A provision of about Rs. 22 million has been made from Government resources for I.W.T.A. during 1963-64.

WEST PAKISTAN :

Roads :

5. A provision of Rs. 79.94 million has been made for improvement and new construction of about 600 miles of roads in West Pakistan including Frontier Regions. Feasibility studies will be carried out for the selected important

roads which are to be constructed on higher standards. It is proposed to complete the preliminary works for the construction of bridges over Sutlej, Ravi and Jhelum rivers and also the Indus river bridge on Thatta-Sujawal road.

P. W. Railway :

6. The P.W. Railway will proceed with the procurement of rolling stock as planned. It is proposed to acquire during the year 20 B.G. Diesel electric locomotives and 2,019 wagons and 24 B.G. Diesel Rail Cars, 60 B.G. Trailors, 142 carriages and 38 other coaching vehicles. Rehabilitation of track will be progressed speedily. The first phase of the Plan scheme of the Karachi Circular Railway will be completed. Work will also be started on the other Plan schemes Kot Adu—D.G. Khan Railway construction and the conversion of Hyderabad—Mirpurkhas Railways line. A total provision of Rs. 217 million has been made for the P.W. Railway during the year 1963-64.

CENTRE :

Chalna Anchorage :

7. No progress was made during the earlier years of the Plan on the scheme for development of facilities at the Chalna Anchorage and it is proposed to start the work during the year 1963-64. It is programmed to acquire vessels and equipment required for operation of the port. The survey of the Pussur River will be progressed. A provision of Rs. 7.1 million has been made for the year.

Mercantile Marine Academy at Chittagong :

8. A provision of Rs. 1.3 million non-recurring and Rs. 0.4 million recurring has been made for the completion of the scheme for the Academy. Additional funds had to be provided for completion of this Academy, by reappropriation of funds from the allocation for Chalna Anchorage.

Roads in Special Areas :

9. A provision of Rs. 8 million is made for continuing the construction of Gilgit Road. It is hoped that the road will be completed by the end of 1964-65.

10. A provision of Rs. 3.5 million has been made for roads in Azad Kashmir. Most of the work is expected to be completed by the end of the Plan period.

11. A provision of about Rs. 1 million is made for on-going schemes for the construction of two roads and two rest houses in Gilgit and Baltistan areas.

Tourism :

12. An amount of Rs. 2.5 million is provided for the organization, publicity and development schemes of Tourism, which included construction of rest houses, purchase of vehicles and equipment, etc.

Civil Aviation :

13. The programme for 1962/63 lagged behind schedule chiefly because of the delay in maturing the loan agreements for the airports at Lahore and Dacca and for the airport equipment programme. The 1963-64 programme is, therefore, mostly, a continuation of the one undertaken during the past three years. The ICA aided project No. 91-37-051 initiated in the year 1955 for the improvement and expansion of aviation ground facilities will be completed during 1964. The Cento Airways Project will be nearing completion. Necessary foreign assistance for the airport equipment programme and for the Dacca airport, having become available now and that for Lahore airport being under negotiation, these projects will be speeded up at a faster rate. The provision of minimum airport facilities for initiating scheduled air services at Sukkur and Hyderabad will also be taken in hand. An allocation of Rs. 42.2 million has been provided for 1963-64.

Post Offices :

14. The Second Five-Year Plan, 1960—65, allocated Rs. 25 million for the improvement and extension of postal services. Steady progress has been made during the first three years of the Plan period. For 1963/64 an allocation of Rs. 7.0 million has been made for the purpose. Thirty-one post office buildings including designing of a G. P. O. building at Islamabad, a postal training centre at Khulna and 64 residential units for postal staff are proposed besides the acquisition of letter sorting machines for the "General Post Offices" at Karachi, Lahore and Dacca.

Telephones and Telegraphs :

15. The programme for 1962/63 has moved forward, by and large, according to schedule. Negotiations for securing the DLF (Now US AID) loan of \$4.3 million are now in an advanced stage. The Co-axial Cable system between Karachi and Hyderabad was completed and Subscribers Trunk Dialling (STD) was introduced between these stations. The VHF network in East Pakistan was also completed. For 1963/64 an allocation of Rs. 110.0 million has been provided, 84.0 million of which will be utilized to progress the on-going schemes including the scheme for a Radio Relay network in East Pakistan as well as that for the expansion of inter-wing radio telecommunication facilities. The Cento microwave scheme and the Co-axial Cable systems between Lahore, Lyallpur, Sargodha and Multan/Rawalpindi are likely to be completed. New schemes of Rs. 26.0 million, *inter-alia*, include the installation of two telephone exchanges, of 5,000 and 1,000 lines, in Islamabad besides the provision of Public Call Offices at 258 thana headquarters in East Pakistan. Some 9,500 telephones are likely to be added during 1963-64.

Broadcasting :

16. But for some delay in the procurement of the aerial system for Islamabad transmitters, the programme of 1962/63 has progressed more or less according to Schedule. The installations of 100 kw medium-wave transmitter at Dacca and of a 10 kw short-wave transmitter at Quetta have been completed. A new broadcasting house was completed at Hyderabad. The programme for 1963-64 provides for Rs. 7.0 million to continue the implementation of the approved on-going schemes. A 100 kw. medium-wave transmitter will be installed at Lahore along with a new broadcasting house. The installation of high power short wave transmitter at Islamabad and Dacca will be nearing completion. A satellite station is expected to start at Rangpur. The facilities for coverage of outside broadcasts (OB) will also be augmented.

HOUSING AND SETTLEMENTS

The Annual Development Programme for the year 1963-64 provides an amount of Rs. 537 million. As a result of this expenditure, it is expected that a number of on-going schemes will be completed and a number of new schemes will be started. The likely achievements are given for each of the Provinces and the Centre separately. The overall physical targets for the whole of Pakistan are as follows :

Developed Plots	18,500 Units
Nucleus Houses	9,500 Units
Government Servants Houses			..	5,200 Units
Government Buildings	45 Units
Tubewells	20,000 Units

EAST PAKISTAN:

2. As a result of the proposed expenditure in East Pakistan 10,000 plots will be developed, out of which 4,000 nucleus houses will be constructed. About 10,000 new tubewells will be drilled and 8,000 choked up tubewells will be repaired. 945 flats will be built for East Pakistan Government employees. Work on establishment of eight new District Headquarters and 54 sub-divisional Headquarters will be accomplished to an extent of 10%. The 9 storeyed Secretariat Building will be nearing completion.

WEST PAKISTAN :

3. In West Pakistan, including Karachi four new satellite towns and 3 new towns schemes will be started. Some 2,500 plots will be developed and about 1,500 nucleus houses will be constructed. In Karachi 6,000 plots will be developed and 4,000 units of nucleus houses, including flats, will be completed.

4. Ongoing rural water supply schemes in 26 rural areas will be completed and work on 69 new ones will be started. It is estimated that about 2,000 new tubewells will be drilled in rural areas.

5. In 3 out of 6 urban areas water supply schemes will be completed, whereas water supply schemes in 25 towns (urban areas) will be initiated. In Karachi work on Water Trunk mains will be completed. The work on Balancing Works will be started. Thus completing the programme envisaged in 1960.

6. About 200 Staff quarters and 5 police lines will be completed at ten places. Divisional Headquarters at Khuzdar and District Headquarters at Thatta will be completed 80% and 33% respectively. Some 29 minor civil works and 5 new jails will be completed.

CENTRE :

7. Work on Federal Capital Projects will be accelerated. In Islamabad 4,000 houses for Central Government employees will be completed. Construction of National Assembly building and Hostel for Members of National Assembly at Dacca will be started. Work on Water Supply and Sewerage schemes, feeder road and Hostel for Members of National Assembly will be started at Islamabad during 1963-64.

EDUCATION AND TRAINING

EAST PAKISTAN :

1. The proposed allocation for Education and Training in East Pakistan for the year 1963-64 is Rs. 144 million.

2. An estimate of physical achievements during the first three years of the Plan and the targets proposed to be achieved in East Pakistan during 1963-64 in relation to some of the main Plan targets are given in Table 1.

TABLE 1

Sub-sector	Plan target	Expected physical performance during 1960-63	Proposed physical targets in 1963-64
1	2	3	4
<i>Primary education :</i>			
Development of primary schools ..	7,000	2,930	2,070
Additional enrolment	1.3 Mn.	670,000	300,000
<i>Secondary education :</i>			
Development of junior high schools	500	273 complete	227 partial
Development of high schools ..	780	360 complete 302 partial	302 complete 118 partial
Development of higher secondary schools (intermediate colleges).	53	37 complete 6 partial	10 complete 6 partial
Pilot secondary schools	20	15 complete 5 partial	5 complete
New technical high schools ..	3	3 partial	3 partial
Provincialization of girls' high schools.	10	6	2
Additional enrolment in secondary schools (Classes VI to X).	200,000	40,000	25,000
<i>Teachers training :</i>			
<i>(a) Primary :</i>			
New training institutes for primary school teachers.	20	1 complete 15 partial	15 complete 4 partial
Expansion of training institutes for primary school teachers.	28	1 complete 23 partial	23 complete 4 partial
New temporary training centres for primary school teachers.	55	25 partial	25 complete 20 partial
Annual admission to training institutes for primary school teachers.	9,600	3,100	7,600
Annual output of primary school teachers.	8,600	2,700	6,500

Sub-sector	Plan target	Expected physical performance during 1960-63	Proposed physical targets in 1963-64
1	2	3	4
<i>Teachers training—contd.</i>			
(b) Middle :			
Development of training colleges for middle school teachers.	3	1 complete 2 partial	2 complete
New training colleges for middle school teachers.	2	1 partial	2 partial
Annual admission to junior training colleges.	250	150	150
Annual output of middle school teachers.	225	105	135
(c) High :			
Improvement of training colleges for high school teachers.	4	4 partial	4 complete
New training college for high school teachers.	1	1 partial	1 complete
New training centres for teachers of vocational subjects.	3	1 complete 1 partial	1 complete 1 partial
Annual admission to teachers' training colleges.	950	600	750
Annual output of high school teachers.	900	560	700
<i>Colleges :</i>			
Development of degree colleges ..	26	26 partial	7 complete 19 partial
<i>Universities :</i>			
New university	1
Development of the universities ..	2	2 partial	2 partial
<i>Scholarships :</i>			
Internal scholarships (new) ..	14,700	9,378	5,322
Training of teachers abroad ..	144	42	80
<i>Technical education :</i>			
(a) Diploma level :			
New technical, polytechnic and monotechic institutes.	11	8 partial	11 partial
Development of technical, polytechnic and monotechic institutes.	9	9 partial	9 partial
Annual intake into the diploma courses.	1,900	920	1,520
Annual output of diploma holding technicians.	725	227	240
(b) Degree level :			
University of engineering and technology.	1	1 partial	1 partial
New engineering colleges ..	1	1 partial	1 partial
Annual intake into the degree courses.	560	280	320
Annual output of degree holding engineers.	230	223	228

3. A brief discussion on the salient features of the programmes and the progress expected to be achieved in the various sub-sectors of Education and Training is made in the following paragraphs.

Primary Education :

4. Out of 7,000 primary schools proposed to be developed during the Plan period, 2,930 primary schools were developed during the years 1960—63 ; the proposed programme for 1963/64 provides for the development of 2,070 primary schools. Against the Plan target of 1.3 million additional enrolment at the primary stage, it is expected that 670,000 additional children would be accommodated by 1962-63 and 970,000 by 1963-64.

Secondary Education :

5. (i) Out of 500 junior high schools proposed to be developed during the Plan period, 273 were completely developed according to the schedule during 1960—63, the proposed programme for 1963-64 provides for the partial development of the remaining 227 junior high schools. (ii) Out of 780 high schools proposed to be developed during the Plan period, 360 were completely developed according to the pattern laid down and 302 were partially developed during 1960—63 ; the programme proposed for 1962-63 provides for the completion of the development of 302 schools and a partial development of 118 schools. (iii) All the 20 pilot secondary schools (aided by the Ford Foundation) for the introduction of advanced science courses and industrial, commerce, agricultural and home economics courses, were undertaken during 1960—63 ; 15 of them were completed and work on 5 was in progress. The proposed programme for 1963-64 provides for the completion of these 5 schools. (iv) Out of 53 higher secondary schools (intermediate colleges) proposed to be developed during the Plan period, 37 were completely developed according to the programme and 6 were partially developed during 1960—63 ; the proposed programme for 1963-64 provides for the complete development of 10 schools and the partial development of 6 schools. (v) Against the Plan target of 200,000 additional enrolment in secondary schools (Classes VI to X), 40,000 additional children are expected to be accommodated by 1962-63 and 65,000 by 1963-64.

Teacher Education :

6. The Plan provided for the opening of 20 new primary teachers' training institutes and expansion of the existing 28 institutes. During 1960—63, works on the establishment of one institute and the expansion of one institute were completed ; work was in progress on the establishment of 15 institutes and the expansion of 23 institutes. The programme for 1963-64 provides for the complete establishment of 15 institutes and complete expansion of 23 institutes, and, partial establishment and expansion of 4 institutes each. Out of the 55 temporary training centres for primary school teachers proposed to be established during the plan period, 25 centres were partially established during 1962-63 ; it is proposed to complete these 25 centres and undertake the works on 20 more centres during 1963-64. The existing 3 training colleges for middle school teachers and the existing 4 training colleges for high school teachers were taken up for improvement during 1960—63 ; works on these training colleges is proposed to be completed during 1963-64. Works on the establishment of two new training colleges for middle school teachers will be partially undertaken and the establishment of a new training college for high school teachers will be completed during 1963-64. Opening of two training centres for the teachers of vocational subjects in industrial and commerce courses will be completed and works on the opening of one centre for the teachers of agricultural subjects will be undertaken during 1963-64. It is expected that about 75 per cent of the Plan targets set in the field of Teachers' Training will be achieved by 1963-64.

Colleges and Universities :

7. Out of the 26 Government and non-Government colleges proposed to be established during the Plan period, it is expected that works on 7 of them will be completed and 19 of them will be partially undertaken during 1963-64. Works on the construction of academic and administrative buildings, staff quarters, students' hostels and purchase of furniture and equipment for the two Universities at Dacca and Rajshahi will be speeded up during 1963-64 and it is expected that the development programme of these two universities will be implemented according to the Plan schedule.

Scholarships :

8. Out of 14,700 scholars envisaged to be brought under the new scheme for the award of internal scholarships to meritorious but needy students, 9,378 scholars were brought under the scheme by 1962/63 ; all the remaining scholarships will be awarded in 1963-64. Under the programme for the foreign training of 144 university and college teachers, 42 teachers were sent abroad in 1962-63 and 80 teachers are proposed to be sent during 1963-64.

Technical Training :

9. (a) Works on the establishment of the 8 new technical institutes (diploma level) undertaken during 1962-63 will be continued in 1963-64 and in addition, works on the establishment of 3 more technical institutes will be undertaken during 1963-64. Works on the improvement of all the 9 existing technical institutes, which were in progress during 1962-63, will be continued in 1963-64. The annual intake into the diploma courses at these technical institutes will increase from 337 in 1959-60 to 1,520 in 1963-64 against the Plan target of 1,900.

(b) Land was acquired for the establishment of an engineering college at Rajshahi in 1962-63 ; construction of buildings for the engineering college will be undertaken in 1963-64. Works on the development of the Engineering College at Dacca into a University of Engineering and Technology will continue during 1963-64. The annual intake into the degree courses will increase from 240 in 1959-60 to 320 in 1963-64 against the Plan target of 560.

(c) The programme for 1963-64 also provides funds for the launch ing of four non-Plan projects of high priority, namely, the establishment of an engineering college at Chittagong ; setting up of vocational schools ; expansion of polytechnic and technical institutes ; and, setting up of commercial institutes. The above four projects have been presented to the Fourth Consortium for foreign aid commitment.

WEST PAKISTAN:

10. Total allocation for the programme of Education and Training for the year 1963-64 is about Rs. 120 million. The proposed programme includes projects under the sector of primary education, secondary education, teacher education, polytechnic and engineering institutions, colleges, universities, internal scholarships, foreign training and educational schemes of Frontier Regions.

11. Under the sector of primary education the programme provides for opening of 3,000 schools (out of which 500 would be opened in backward areas) and for accommodating 3 lakh additional children which will raise the percentage of children receiving primary education to about 38.

12. The programme under the sector of secondary education provides for the upgrading of 200 primary schools to middle schools, 30 middle schools to high schools, construction of 120 class rooms, 12 science rooms and 12 drawing rooms in the existing Government High Schools and for completing buildings of 16 Government High Schools and starting work on the construction of buildings of 4 more Government high schools. Grants-in-aid have been provided for improving the buildings of existing 39 non-Government high schools, 50 non-Government middle schools and for opening 42 new high schools. The programme of introduction of diversified courses will be introduced in 14 high schools and work on the establishment of 20 pilot secondary schools will be completed. In addition, industrial arts courses will be introduced in 90 non-Government and 68 Government middle schools. Provision of grants-in-aid has also been made for opening a non-Government residential school at Lyallpur. It is estimated that as a result of the proposed expansions, the enrolment at the secondary level will rise by about 50,000.

13. Under teacher education the programme of improvement of the existing Training Colleges and Normal Schools will be continued and the projects for the establishment of Education Extension Centre and Training College for technical teachers will be completed. Programme for the establishment of College for Evaluators of primary education, Teacher Training College, Sukkur and construction of building for the College of Physical Education will reach near completion stage. The programme of the construction of buildings of 7 Normal Schools started during the first two years of the Plan will be completed and construction of buildings of 6 more Normal Schools started in the previous year will be carried further. Equipment will be provided for all the 13 Normal Schools. It is estimated that during 1963-64 annual output of primary school teachers will rise to 6,500 against the Plan target of 7,000 and in respect of secondary school teachers the target of 2,000 will be accomplished.

14. The programme under the sector of technical education emphasizes the development of engineering education and provides funds for accelerated execution of programmes of the West Pakistan University of Engineering and Technology and Engineering Colleges at Peshawar, Hyderabad and Karachi. It is hoped that the new Engineering College at Hyderabad will be in a position to make its admissions of 120 students in September this year and it is estimated that the total number of admissions at the engineering institutions will rise to 665 against the Plan target of 845 and the output of qualified engineers will be about 400 against the Plan target of 470. In addition, the programme provides substantial funds for the development of Polytechnic Institutes at Rawalpindi, Peshawar, Lahore, Sialkot, Bahawalpur, Khairpur, Hyderabad and Karachi. Work on 7 more Polytechnic Institutes at Multan, Larkana, Quetta, Leiah, Abbottabad, D. I. Khan and Sargodha will be started and the programme of the improvement of the Engineering School, Rasul will also be taken up. The programme also provides for initiating work on the establishment of the Institutes of Commercial Education, Industrial Design and Graphic Arts ; and for the establishment of a Polytechnic Institute for Women at Lahore. It is estimated that the implementation of the proposed programme of Polytechnic Institutes will raise the annual admissions to the diploma classes to 1,800 against the Plan target of 2,000 and the annual output will rise to 1,000 against the Plan target of 1,500.

15. Programme of the development of education at the college level provides for the improvement of buildings of existing Government and non-Government Degree and Intermediate Colleges, improvement of libraries and reading rooms and for the supply of scientific equipments. Work on the construction of buildings of 5 Intermediate Colleges started during the first year of the Plan period will be completed and construction of buildings of 8 more Intermediate Colleges started

during 1962-63 will be carried further, and equipment will be supplied to 9 Intermediate Colleges. Provision has also been made for awarding grants-in-aid for the establishment of 8 new non-Government Intermediate Colleges. Construction of building of Government Degree College at Jhelum will be completed and work on the construction of another Government Degree College at Sukkur will be started.

16. The Annual Development Programme for 1963-64 also provides funds for enabling the Universities at Peshawar, Lahore, Hyderabad and Karachi to proceed further with their Campus programmes and it is estimated that by the end of 1963-64 about 65 to 70 per cent of the Second Plan programme of each of the four Universities will be completed.

17. The Internal Scholarships programme for the year 1963-64 provides funds for continuing the existing programme under which about 11,000 students are benefited. New programme of scholarships which was, in fact, started during 1962-63 will be doubled in size and will award about 14,000 scholarships at the various levels and fields of education bringing the total number of scholars receiving scholarships to about 25,000. The scholarships programme also provides Rs. 96 million for sending Pakistanis abroad for advanced training.

18. Funds have also been provided for improving the Central Museum, Lahore and the Punjab Public Library at Lahore. A sum of Rs. 2.35 million has also been provided for undertaking development projects of Frontier Regions. Out of this a sum of Rs. 1.61 million will be spent on on-going schemes which have already made good progress and Rs. 0.74 million will be spent on new schemes.

CENTRE :

19. The proposed allocation for Education and Training under Centre for the year 1963-64 is Rs. 24.8 million. This constitutes 18.4 per cent of the total Plan allocation of Rs. 126.46 million for Education and Training under Centre.

20. An estimate of physical achievements during the first three years of the Plan and a tentative forecast of physical targets proposed to be achieved under Centre during 1963-64 are given in the succeeding paragraphs.

Ministry of Education and Information (Education Division) :

21. (i) *Residential Schools*.—During the years 1960—63, special grants to residential schools at Abbottabad, Hyderabad, Jessore and Khulna were provided ; the proposed programme for 1963-64 provides funds for the continuation of the special grants to residential schools in both the Provinces.

(ii) *Scholarships*.—Scholarships to students from other countries studying in Pakistan ; Presidential Awards to students of the University of Peshawar ; and foreign training under the Merit Scholarship Scheme and the Commonwealth Education Scheme were awarded during 1960—63 ; these scholarships will continue during 1963-64.

(iii) *Sports*.—During 1960—63, satisfactory progress was made towards raising the standard of sports by setting up training and coaching centres at Karachi, Dacca and Lahore; the proposed programme for 1963-64 provides funds for the establishment of permanent coaching centres at Karachi and Dacca.

(iv) *Culture and Arts*.—The first three years of the Plan saw a considerable progress towards the promotion of culture and arts within the country and in the establishment of cultural relations and signing of cultural pacts with Iran, Japan, Turkey, U.A.R. and Indonesia ; such activities will continue during 1963-64.

(v) *Languages*.—The Plan proposed for the establishment of two Boards for the development of Urdu and Bengali languages and remove their deficiencies in scientific and technical literature through translations and original publications. The progress made in this field so far has not been satisfactory. It is expected that the leeway will be made up during 1963-64 by organising the two Boards on a sound footing.

(vi) *Books and Libraries*.—As envisaged in the Plan, a National Book Trust was established for large scale publication of books for the students and the general public ; funds have been provided for the promotion of the activities of the National Book Trust during 1963-64. The first phase of the construction of buildings for the Liaquat Memorial Library near Jail-Drigh Road, which was undertaken during 1962-63, will continue in the coming year.

(vii) *Archaeology and Museums*.—During 1960—63, some excavations revealing relics of ancient culture of Pakistan were made and construction of Central Museums in various parts of the country was undertaken. In view of the cultural importance of archaeological finds and the educational value of museums, the programme for 1963-64 provides funds for the continuation of these activities.

(viii) *Special Projects*.—The proposed programme for 1963-64 provides funds for the continuation of the activities of the Central Bureau of Education, the Bureau of Tests and Educational Measurements, and the Institute of Foreign Languages. During 1961—63, Summer Seminars for teachers of colleges and universities were organised to familiarize them with the latest techniques of development in their fields of specialization ; funds are being provided to hold more seminars during 1963-64. As visualized in the Plan, it is proposed to select outstanding Pakistani scholars studying or working abroad and to post them as National Research Scholars in different Pakistani Universities ; the programme for 1963-64 provides funds to support this project.

(x) *Islamabad Projects*.—The Plan made provision for the establishment of educational and cultural institutions at Islamabad keeping in view its future requirements. Construction of primary and secondary schools at Islamabad was undertaken during 1962-63 ; this work will continue in 1963-64. The programme for 1963-64 also provides funds for the acquisition and development of land and preparation of designs for the establishment of a national museum, a national library and an art council at Islamabad. The activities of the Directorate of Archives, which is now situated in Karachi, will continue in 1963-64 ; funds have also been provided for the acquisition and development of land and preparation of designs for the construction of buildings for the National Archives of Pakistan at Islamabad.

B. President's Secretariat (Establishment Division) :

2. The administration of funds instituted for the award of scholarships to the children of Classes II, III and IV Central Government servants, was assigned to the Establishment Division in 1962-63 on transfer from the Education Division. Necessary provision has been made in the programme for 1963-64 for the continuation of the scholarships.

C. Ministry of Industries and Natural Resources (Industries Division) :

23. During 1960—63, considerable progress was made towards the promotion and fostering of scientific research having a bearing on industrial development and on the optimum utilization of natural resources under the Pakistan Council of Scientific and Industrial Research. It is expected that with the liberal provision made for the year 1963-64, the activities of the Council will be intensified. The programme for 1963-64, also provides funds for the Natural Drug Research Institute and the proposed Lac, Wax and Fibre Institute in East Pakistan.

D. Ministry of Home and Kashmir Affairs (Kashmir Affairs Division) :

24. Educational development programmes during 1960—63 in Azad Kashmir and Gilgit and Baltistan Agency formed comparatively small proportion of the total development programmes of the area. The proposed programme for 1962-63 provides much larger funds for Education in order to retrieve the lost ground.

HEALTH

EAST PAKISTAN :

In the next year's programme provision has been made for setting up 15 new rural health centres in the Province providing preventive and curative cover to about 7,50,000 more people in the rural areas. Work for the establishment of training centres for medical and health technicians will continue. Malaria Eradication Programme will be further expanded. Attack phase will be continued in the districts of Dinajpur and Rangpur and preparatory work will be started in Rajshahi and Bogra districts. Small-pox eradication programme will be completed during the next year. 6 new T. B. clinics will be constructed and work for the improvement of T. B. hospitals at Rajshahi, Chittagong will be completed. Improvement of T. B. hospital at Dacca will continue. Under B.C.G. programme 2.4 million persons will be tuberculin tested and 1.4 million persons will be vaccinated. Four Maternity and Child Welfare Centres will be set up during the next year. Construction of staff quarters for the infectious diseases hospitals at Khulna, Jessore and Sylhet would continue. Further improvement of the Medical Stores Depots in the Province will also continue.

2. Improvement and expansion of medical colleges at Dacca, Chittagong and Rajshahi and Dental College, Dacca will be carried out. New Medical College will be started at Dacca, Mymensingh and Sylhet. Nurses Training Centres at Chittagong and Rajshahi will be completed. Mobile dispensaries for providing medical facilities to the population in the remote parts of the Province will be improved and reorganised.

3. Work on the establishment of infectious diseases hospitals in the various parts of the Province will gain momentum. Bed strength of the Sadar and Sub-divisional hospitals will be further increased. Funds have been provided for the supply of modern equipment including X-Ray installation to all Sadar and Sub-divisional hospitals. Extension of Mental Hospital, Pabna will be continued.

4. Provisions have been made for leprosy rehabilitation centers in Sylhet and Rangpur districts. Allocation for setting up skin and V. D. clinics during next year has also been included in the next year's programme.

5. Nearly 300 new centres will be opened in the Province during next year under Family Planning Programme.

6. Work for setting up 3 mental clinics which will be attached to Medical College hospitals in the Province will be commenced from next year.

7. An elaborate programme for the training of medical and para-medical personnel has been included for the next year.

WEST PAKISTAN :

8. Under Malaria Eradication Programme "attack" Work will be continued in the districts of Sheikhupura, Sialkot, Gujranwala and Lyallpur and preparatory work will be started in the districts of Gujrat, Jhang, Sargodha, Montgomery, Bahawalnagar, Tharparkar, and Sanghar.

9. Improvements will be carried out in medical colleges at Karachi, Hyderabad, Multan and Lahore. Work on medical and health technicians School at Quetta will continue and a new school will be opened at Bahawalpur. Work on Lady Health Visitors Schools at Peshawar and Quetta will continue. Work on the improvement of Ojha T. B. Sanatorium, Karachi will be speeded up during 1963-64. Funds have also been provided for opening 4 new T. B. Clinics. Cons-

truction of T. B. sanatorium at Kotri and 2 T. B. Centres at Karachi will be started. Under B. C. G. programme 2.4 million persons will be tuberculin tested and 1.08 million persons will be vaccinated. The number of B. C. G. field teams will be doubled.

10. A comprehensive programme for the improvement and expansion of various hospitals in the Province is proposed. The construction of buildings for the new district headquarters hospitals at Sialkot, Gujrat, Jhelum, Sanghar and improvement of those at Dadu, Turbat and D. I. Khan will continue. Construction of new district Headquarters hospitals at Jhang and Loralai will be taken up from next year and district headquarters at Gujranwala and Rawalpindi will be improved. Funds have been provided for the construction of tehsil headquarters hospitals at Shakargarh and purchase of equipment for tehsil hospitals at Digri, Bagh (Kalat), Kahuta and Isakhel. Tehsil hospitals at Swabi and Wazirabad will be upgraded. Work for the improvement of Urban headquarters hospitals will be continued.

11. It is programmed to open 300 new centres and purchase equipment for hospitals and dispensaries in connection with family planning.

12. Work on the establishment of Food Analysis Laboratories at Lahore, Sukkur and Quetta will be continued. Funds have also been provided for a drugs laboratory.

FRONTIER REGIONS :

13. The anti-malaria-operations will continue. Work for setting up 13 hospitals and 12 dispensaries at various places in Frontier Regions will also continue. Construction of 2 Rural Health Centres with 6 sub-centres in Dir State will be continued. Work on 100-bedded T. B. Sanatorium at Razmak will be started from next year.

CENTRE :

14. During next year work on the construction of Mental Clinic and Leprosy Clinic in Karachi will be continued. Construction of the College of Nursing, Karachi will be completed. Work on Manghopir Leper Hospital and Colony, Karachi will continue. Construction of quarters for doctors and nurses of the School Health Clinic, Rawalpindi will be started. Improvements on Post-graduate Medical Centre at Karachi will be completed during the year. At Jinnah Central Hospital, Karachi, work for the construction of Blood Bank Centre and Physiotherapy Centre will be completed.

15. Construction of the main building for the National Health Laboratories at Islamabad will be taken up during the next year. Provision has also been made for the purchase of equipment and workshop machinery for the Laboratories. Construction of 750-bedded Hospital, Islamabad will commence.

16. Under training programme for doctors, etc., 20 doctors, 20 nurses and 10 technicians will be sent abroad for higher training. Degree course in Medical Technology will be started from next year at the School of Medical Technology, Karachi.

17. Under Family Planning Programme funds have been provided for :—

- (i) expansion of Family Planning Training and Research Institute at Karachi,
- (ii) procurement of contraceptives, (iii) grant-in-aid to Family Planning Association and (iv) extra staff for hospitals and dispensaries to look after family planning work.

18. Nutrition Survey which is at present being conducted in East Pakistan to find out the dietary condition of the people will be extended to West Pakistan also.

19. Provision has been made for production of health education media like films, posters, magazines, etc.

20. Work on the following new schemes will commence during 1963-64 :—

(i) 200-bedded Hospital at Dacca for Institute of Tropical Medicine.

(ii) 200-bedded Hospital at Subsidiary Capital, Dacca.

(iii) Health Station, Islamabad.

AZAD KASHMIR AND NORTHERN AREAS :

21. Construction of 5-bedded hospital at Atmuqam and extension of Civil Hospital at Rawalkot will be completed. Work will continue on the construction of T.B. Sanatorium at Hill, Health Centre at Bhimber and 13 dispensaries all over Azad Kashmir. Provision has also been made for reserve medical stores. Funds have also been provided for completion of C.M.H., Muzaffarabad, Civil Hospital Atmuqam and Leprosy Clinic, Muaffarabad.

NORTHERN AREAS :

22. In the Northern Areas programme envisages construction of dispensaries and hospitals at Skardu, Gilgit and Shigar.

SOCIAL SERVICE

EAST PAKISTAN :

During this new financial year 10 urban community development projects, 2 medical social work projects, 6 youth welfare centres, 11 centre for training and rehabilitation of the physically handicapped, juvenile court, 1 Remand home, 1 training institute for juvenile delinquents, 6 after-care and probation projects will be opened. The other projects on which the work had started during the preceding years will be further developed and expanded. Those projects are as follows: 42 urban community development projects, 7 medical social work projects, 6 probation service projects, 8 after-care of released prisoners projects, 12 youth welfare centres, 1 day-care centre for children, 2 centres for training and rehabilitation for the physically handicapped, 1 baby home, 1 socio-economic centre for women, 1 institute for the deaf and dumb and 1 institute for the blind.

WEST PAKISTAN :

2. There will be only 2 new projects during 1963-64, *i.e.* establishment of one institute for the blind and initiation of work on the child welfare scheme. The rest of the projects are on-going and in continuance for their expansion and development. Those on-going projects are as follows : 35 urban community development projects, 15 medical social work projects, 3 institutes for the blind, 2 remand homes, 1 socio-economic centre for women and 2 homes for destitutes and under-privileged women.

CENTRE :

3. The M.A. Course in the Department of Social Work of the Karachi University will be introduced with a supplementary grant. A similar Department of Social work at the Rajshahi University will be formed with an initial grant of Rs. 0.056 million. The B.A. Degree course will be introduced in 3 aided colleges, 2 colleges in East Pakistan and 1 college in West Pakistan. The colleges will be selected preferably from Dacca and Lahore because the Departments of Social Work for M.A. degree course already there. The grant of Rs. 2,500 million will be distributed, at least among 100 voluntary social welfare agencies.

MANPOWER AND EMPLOYMENT

EAST PAKISTAN :

In East Pakistan, the programme provides for the continued functioning of the on-going schemes of seven Labour Welfare Centres, Industrial Relations Institute, Production of Documentary Films on industrial welfare and industrial relations, Labour Welfare Division for Tea Industry, Conciliation machinery, and Factories Directorate. Work on setting up of additional eleven labour welfare centres and construction of office building at Narayanganj which were started in 1962-63, will continue during the next year. Construction and development of the Marine Diesel Training Centre, which was provided for in the previous years of the Plan period under the Education and Training sector, will be accelerated.

2. New schemes which are proposed to be initiated during 1963-64 are as under:—

- (1) Construction of Headquarters building for Labour Directorate at Dacca.
- (2) Labour information programme.
- (3) Construction of Divisional Office Buildings of Labour Directorate at Dacca, Chittagong, Khulna and Rajshahi.

3. Of the technical training centres, transferred from the Central Government to the East Pakistan Government in pursuance of the decision on the Report of the Standing Organization Committee, the SEATO-Pak Skilled Labour Training Centre, Dacca is expected to be completed this year and the construction work on the remaining two new centres proposed to be set up at Dacca (German-Pak Centre) and Rajshahi will be started in 1963-64.

WEST PAKISTAN :

4. In West Pakistan, the programme provides for the construction and development of technical training centres transferred to the Provincial Government from the Central Government. Of these construction of the SEATO-Pak Skilled Labour Training Centre, Karachi has been completed during 1962-63. During 1963-64 work will be started on the construction and development of the U.N. Special Fund aided Instructor Training Centre, Hyderabad and Management Centre, Karachi and German-Pak Skilled Training Centre, Lahore (Moghalpura). New schemes which are proposed to be initiated during 1963-64 are as under :—

- (1) Trades Training Centre, Dina, Jhelum.
- (2) Social Security scheme.
- (3) Establishment of Industrial Relations Institute at Lahore.

CENTRE :

5. In the centre, the programme provides for completion of the on-going U.N. Special Fund aided Vocational and Staff Training Centre, Chittagong and Management Training Centre, Dacca, pending their transfer to the East Pakistan Government in accordance with the decision on the Report of the Standing Organization Committees. During the year 1963-64 scheme relating to Headquarters Unit for Industrial and Apprenticeship Training at Karachi as part of West Pakistan Management Development and Industrial Training Project, is proposed to be initiated.

**LIST OF SCHEMES WHICH WERE TO BE TRANSFERRED TO THE
PROVINCIAL GOVERNMENTS BUT HAVE STILL BEEN REFLECTED
IN THE CENTRAL DEVELOPMENT PROGRAMME 1963-64.**

SUMMARY

(Million Rupees)

Name of the Sector	Provision for 1963-64
1. Agriculture	6.994
2. Fuels and Minerals	4.831
3. Health	2.628
4. Social Service	2.500
Total ..	16.953

**LIST OF SCHEMES WHICH WERE TO BE TRANSFERRED TO THE
PROVINCIAL GOVERNMENTS BUT HAVE STILL BEEN REFLEC-
TED IN THE CENTRAL DEVELOPMENT PROGRAMME 1963-64.**

(Million Rupees)

Name of the Scheme		Status	Provision for 1963-64
Agriculture :			
1.	National Insect Museum	Approved	0.027
2.	Biological Control Station	Do.	0.017
3.	Reconnaissance Soil Survey of Pakistan ..	Do.	2.400
4.	Pakistan Central Jute Committee ..	Do.	1.000
5.	Development and Re-organization of Pakistan Forest Research Institute, Peshawar	Do.	2.500
6.	Karachi Fish Harbour	Do.	1.050
Total ..			6.994
Fuels and Minerals :			
7.	Procurement of drills for exploration of minerals	Approved	1.767
8.	U.N. assisted project for accelerated investi- gation of mineral resources of Pakistan.	Do.	3.064
Total ..			4.831
Health :			
9.	Mental Clinic, Karachi	Approved	0.200
10.	Leprosy Clinic, Karachi	Do.	0.190
11.	Manghopir Leper Hospital, Karachi ..	Do.	0.200
12.	Training of Laboratory, X'Ray and Health Technicians	Do.	0.183
13.	Malaria Eradication	Do.	0.375
14.	Family Planning	Do.	1.200
15.	School Health Clinic	Do.	0.080
16.	Health Education Bureau	Do.	0.200
Total ..			2.628
Social Service :			
17.	Grants-in-aid to voluntary agencies ..	Do.	2.500
Total ..			2.500
GRAND TOTAL ..			16.953

WORKS PROGRAMME

The Central Government has allocated Rs. 300 million for works Programme during 1963-64. Out of this amount Rs. 200 million have been allocated to East Pakistan and Rs. 100 million to West Pakistan.

2. These works require little or no foreign exchange and employ a large number of workers during the slack season for agriculture. They have an immediate productive effect, and the injection of additional buying power give an important stimulus to the rural economy. This programme aims at the encouragement of local initiative and responsibility in the planning and supervision of the works at district, thana|tehsil and union council levels.

3. The main sectors benefiting from this programme will be coastal embankments, low lift pumps small irrigation schemes, low cost housing, feeder roads, school construction, rural water supply, drainage and reclamation.

4. This programme of Rs. 300 million is in addition to the Government Financed Programme given in Summary 'A' on page 1 of this document.