

GOVERNMENT OF PAKISTAN
PLANNING COMMISSION



DEVELOPMENT PROGRAMME
1971-72

(1st July 1971 to 30th June 1972)

AUGUST 1971

DEVELOPMENT PROGRAMME, 1971-72

CONTENTS

	PAGES
PREFACE	(v)
1. Summary :	
(A) All Pakistan—By Executing Authorities (Public Sector)	1
(B) All Pakistan—By Location of Projects (Public Sector)	2
(C) All Pakistan—On-going and New Schemes (Public Sector)	3
2. East Pakistan Programme :	
(i) Summary	7
(ii) On-going and New Schemes (Summary Statement)	8
(iii) Agriculture	9
(iv) Water and Power	31
(v) Industry	55
(vi) Fuels and Minerals	62
(vii) Transport and Communications	65
(viii) Physical Planning and Housing	74
(ix) Education and Training	99
(x) Health	113
(xi) Social Welfare	122
(xii) Manpower and Employment	124
(xiii) Works Programme	128
3. West Pakistan Programme :	
Summary—All West Pakistan	143
A. The Provincial Programmes :	
Summary—Programmes of the Provincial Governments	147
I. The PUNJAB :	
(i) Summary	151
(ii) On-going and New Schemes (Summary Statement)	153
(iii) Agriculture	154
(iv) Water	174
(v) Industry	186
(vi) Transport and Communications	188
(vii) Physical Planning and Housing	200
(viii) Education and Training	221
(ix) Health	240

CONTENTS—contd.

	PAGES
(x) Social Welfare	250
(xi) Manpower and Employment	252
(xii) Works Programme	254
II. SIND :	
(i) Summary	259
(ii) On-going and New Schemes (Summary Statement)	261
(iii) Agriculture	262
(iv) Water	278
(v) Industry	288
(vi) Transport and Communications	290
(vii) Physical Planning and Housing	296
(viii) Education and Training	316
(ix) Health	332
(x) Social Welfare	340
(xi) Manpower and Employment	342
(xii) Works Programme	344
III. N.W.F.P. :	
(i) Summary	349
(ii) On-going and New Schemes (Summary Statement)	351
(iii) Agriculture	352
(iv) Water	370
(v) Industry, Fuels and Minerals	376
(vi) Transport and Communications	380
(vii) Physical Planning and Housing	388
(viii) Education and Training	394
(ix) Health	402
(x) Social Welfare	407
(xi) Manpower and Employment	408
(xii) Works Programme	410
(xiii) Additional Schemes	413
IV. BALUCHISTAN :	
(i) Summary	439
(ii) On-going and New Schemes (Summary Statement)	441
(iii) Agriculture	444
(iv) Water	448
(v) Industry	450

CONTENTS—contd.

	PAGES
(vi) Transport and Communications	452
(vii) Physical Planning and Housing	454
(viii) Education and Training	458
(ix) Health	466
(x) Manpower and Employment	468
(xi) Works Programme	470
B. The Programme of the Autonomous Bodies :	
(i) Summary Statement (Body-wise)	475
(ii) Summary Statement (Sector-wise)	476
(iii) Summary Statement (Province-wise)	477
I. Body-wise Sectoral Programme	479
→ (i) WAPDA	483
(ii) WPADC	489
(iii) WPIDC	507
(iv) WPSIC	513
(v) PWR	523
II. Body-wise Provincial Programme (Allocable only)	531
III. Province-wise Programme of Autonomous Bodies (Allocable only)	587
(i) Punjab	591
(ii) Sind	605
(iii) N.W.F.P.	619
(iv) Baluchistan	629
4. Central Programme :	
(i) Summary	641
(ii) On-going and New Schemes (Summary Statement)	645
(iii) Summary—By Administrative Divisions	647
(iv) Agriculture	654
(v) Water and Power	668
(vi) Industry	676
(vii) Fuels and Minerals	680
(viii) Transport and Communications	684
(ix) Physical Planning and Housing	692
(x) Education and Training	698
(xi) Health	708
(xii) Social Welfare	712
(xiii) Manpower and Employment	714
(xiv) Works Programme	716
(xv) Centrally Administered Tribal Areas	719

DEVELOPMENT PROGRAMME, 1971-72

ALL PAKISTAN

(By East, West and Centre)

PUBLIC SECTOR

SUMMARY—TABLE A

(Million Rupees)

Sl. No.	Name of the Sector	East Pakistan		West Pakistan		Centre		Total	
		Budget Provision	Foreign Exchange Component	Budget Provision	Foreign Exchange Component	Budget Provision	Foreign Exchange Component	Budget Provision	Foreign Exchange Component
1	2	3	4	5	6	7	8	9	10
1.	Agriculture ..	622.702	254.570	173.675	58.259	32.987	2.085	829.364	314.914
2.	Water ..	190.460	10.565	179.609	17.559	41.180	0.185	411.249	28.309
3.	Power ..	449.400	113.778	380.000	106.840	34.950	20.327	864.350	240.945
4.	Industry ..	229.410	93.110	85.443	6.298	43.010	23.357	357.863	122.765
5.	Fuels and Minerals ..	2.910	1.300	4.400	1.090	65.766	24.666	73.076	27.056
6.	Transport and Communications	140.170	42.870	276.788	51.725	230.235	124.243	647.193	218.838
7.	Physical Planning and Housing	98.950	20.291	126.705	2.020	58.556	0.570	284.211	22.881
8.	Education and Training ..	129.468	16.705	170.096	9.290	20.977	2.242	320.541	28.237
9.	Health ..	65.270	1.880	81.842	7.334	10.070	0.850	157.182	10.064
10.	Family Planning	29.960	4.790	26.840	0.110	6.500	4.390	63.300	9.290
11.	Social Welfare	3.210	—	5.027	—	3.466	—	11.703	—
12.	Manpower ..	4.490	0.313	4.056	0.300	0.100	—	8.646	0.613
13.	Works Programme ..	212.000	—	44.500	—	4.000	—	260.500	—
14.	Block Allocation	—	—	80.000	—	—	—	80.000	—
15.	Development Corporation for Tribal Areas ..	—	—	—	—	5.000	—	5.000	—
16.	Centrally Administered Tribal Areas ..	—	—	—	—	15.212	—	15.212	—
Total (Gross) ..		2,178.400	560.172	1,638.981	260.825	572.009	202.915	4,389.390	1,623.912
Outside the Plan :									
1.	Flood Control—East Pakistan ..	300.000	33.200	—	—	—	—	300.000	33.200
2.	Coastal Re-construction Programme ..	100.000	70.000	—	—	—	—	100.000	70.200
3.	Indus Basin ..	—	—	700.000	230.600	—	—	700.000	230.600
Total (Programme)		2,578.400	663.372	2,338.981	491.425	572.009	202.915	5,489.390	1,357.710

DEVELOPMENT PROGRAMME 1971-72

ALL PAKISTAN

By Location/Benefits of Projects

(PUBLIC SECTOR)

SUMMARY—TABLE B

		(Million Rupees)						
Sl. No.	Name of the Sector	East Pakistan			West Pakistan			Total (Central and Provincial Combined)
		Central Expenditure	Provincial Expenditure	Total Expenditure	Central Expenditure	Provincial Expenditure	Total Expenditure	
1	2	3	4	5	6	7	8	9
1.	Agriculture	13.198	622.702	635.900	19.789	173.675	193.464	829.364
2.	Water	3.556	190.460	194.016	37.624	179.609	217.233	411.249
3.	Power	14.400	449.400	463.800	20.550	380.000	400.550	864.350
4.	Industry	9.017	229.410	238.427	33.993	85.443	119.436	357.863
5.	Fuels and Minerals ..	21.850	2.910	24.760	43.916	4.400	48.316	73.076
6.	Transport and Communications	97.326	140.170	237.496	32.909	276.788	409.697	747.193
7.	Physical Planning and Housing	27.844	98.950	126.794	30.712	126.705	157.417	284.211
8.	Education and Training .	9.188	129.468	138.656	11.789	170.096	181.885	320.541
9.	Health	6.548	65.270	71.818	3.522	81.842	85.364	157.182
10.	Family Planning	3.250	29.960	33.210	3.250	26.840	30.090	63.300
11.	Social Welfare	1.733	3.210	4.943	1.733	5.027	6.760	11.703
12.	Manpower	—	4.490	4.490	0.100	4.056	4.156	8.646
13.	Works Programme	2.000	212.000	214.000	2.000	44.500	46.500	260.500
14.	Block Allocation	—	—	—	—	80.000	80.000	80.000
15.	Development Corporation for Tribal Areas ..	2.500	—	2.500	2.500	—	2.500	5.000
16.	Central Administered Tribal Areas	7.606	—	7.606	7.606	—	7.606	15.212
Total (Gross)		220.016	2,178.400	2,398.416	351.993	1,638.981	1,990.974	4,389.390

DEVELOPMENT PROGRAMME 1971-72


(On-going and New Schemes)

PUBLIC SECTOR

SUMMARY—TABLE C

(Million Rupees)

Sl. No.	Name of the Sector	East Pakistan			West Pakistan			Centre			Total		
		On-going	New	Total	On-going	New	Total	On-going	New	Total	On-going	New	Total
1	2	3	4	5	6	7	8	9	10	11	12	13	14
1.	Agriculture ..	618.236	4.466	622.702	166.491	7.184	173.675	32.837	0.150	32.987	817.564	11.800	829.364
2.	Water ..	60.460	130.000	190.460	150.262	29.347	179.609	41.180	—	41.180	251.902	159.347	411.249
3.	Power	421.640	27.760	449.400	380.000	—	380.000	33.750	1.200	34.950	835.390	28.960	864.350
4.	Industry ✓ ...	229.250	0.160	229.410	71.708	13.735	85.443	42.285	0.725	43.010	343.243	14.620	357.863
5.	Fuels and Minerals	2.910	—	2.910	1.700	2.700	4.400	63.466	2.300	65.766	68.076	5.000	73.076
6.	Transport and Communications.	126.870	13.300	140.170	243.698	33.090	276.788	218.235	12.000	230.235	588.803	58.390	647.193
7.	Physical Planning	97.709	1.241	98.950	110.673	14.547	127.105	58.556	—	58.556	268.823	15.788	284.611
8.	Education and Training ..	121.283	8.185	129.468	121.788	48.308	170.096	20.515	0.462	20.977	263.586	56.955	320.541
9.	Health ..	63.082	2.188	65.270	69.075	12.767	81.842	8.842	1.228	10.070	140.999	16.183	157.182
10.	Family Planning.	29.960	—	29.960	26.840	—	26.840	6.500	—	6.500	63.300	—	63.300
11.	Social Welfare ...	3.178	0.032	3.210	5.027	—	5.027	3.466	—	3.466	11.671	0.032	11.703
12.	Manpower ...	4.436	0.054	4.490	2.881	1.175	4.056	0.100	—	0.100	7.417	1.229	8.646
13.	Works Programme	127.200	84.800	212.000	44.500	—	44.500	4.000	—	4.000	175.700	84.800	260.500
14.	Block Allocation.	—	—	—	—	80.000	80.000	—	—	—	—	80.000	80.000
15.	Development Corporation for Tribal Areas ..	—	—	—	—	—	—	5.000	—	5.000	5.000	—	5.000
16.	Centrally Administered Tribal Areas ..	—	—	—	—	—	—	10.421	4.791	15.212	10.421	4.791	15.212
	Total (Gross) ..	1905.774	272.626	2,178.400	1,396.128	242.853	1,638.981	549.153	22.856	572.009	3,851.495	537.895	4,389.390



EAST PAKISTAN

5-6

DEVELOPMENT PROGRAMME 1971-72
SUMMARY—EAST PAKISTAN

(Million Rupees)

Sl. No.	Name of the Sector	Provision for 1971-72	Foreign Exchange required for 1971-72		
			Total	Own Resources	Foreign Aid
1	2	3	4	5	6
1.	Agriculture	622.702	254.570	188.735	65.835
2.	Water	190.460	10.565	1.180	9.385
3.	Power	449.400	113.778	8.050	105.728
4.	Industry	229.410	93.110	39.040	54.070
5.	Fuels and Minerals	2.910	1.300	0.300	1.000
6.	Transport and Communications	140.170	42.870	1.550	41.320
7.	Physical Planning and Housing	98.950	18.714	6.514	12.200
8.	Education and Training	129.468	16.705	10.975	5.730
9.	Health	65.270	1.880	1.880	—
10.	Family Planning	29.960	4.790	0.250	4.540
11.	Social Welfare	3.210	—	—	—
12.	Manpower and Employment	4.490	0.313	0.188	0.125
13.	Works Programme :				
	(i) Normal works programme	84.800	—	—	—
	(ii) Thana Irrigation Programme	127.200	—	—	—
	Outside the Plan: Total (Gross) ..	2,178.400	558.595	258.662	299.933
1.	Flood Control East Pakistan	300.000	33.200	3.200	30.000
2.	Coastal Reconstruction Programme REBCAA ..	100.000	70.000	—	70.000
	(Total Programme)	2,578,400	661.795	261.862	399.933

N. B.—Total ADP (Gross) Size is Rs. 2,170.00 million ; but the total demand is Rs. 2,178.400 million due to rounding up of figures.

DEVELOPMENT PROGRAMME 1971-72

SUMMARY—EAST PAKISTAN

(Million Rupees)

Sl. No.	Name of the Sector	On-going	New	Total (Ongoing & New)
1	2	3	4	5
1.	Agriculture	618.236	4.466	622.702
2.	Water	60.460	130.000	190.460
3.	Power	421.640	27.760	449.400
4.	Industry	229.250	0.160	229.410
5.	Fuels and Minerals	2.910	—	2.910
6.	Transport and Communications	126.870	13.300	140.170
7.	Physical Planning and Housing	97.709	1.241	98.950
8.	Education and Training	121.283	8.185	129.468
9.	Health	63.082	2.188	65.270
10.	Family Planning	29.960	—	29.960
11.	Social Welfare	3.178	0.032	3.210
12.	Manpower and Employment	4.436	0.054	4.490
13.	Works Programme :			
	(i) Normal Programme	—	84.800	84.800
	(ii) Thana Irrigation Programme	127.200	—	127.200
	Total—(Gross)	1,906.214	272.186	2,178.400

**AGRICULTURE
SUMMARY**

(Rupees in million)

Serial No.	Name of the Sub-sector	Provision for 1971-72			Foreign Exchange required for 1971-72		
		Total	On going	New	Total	Own resources	Foreign Aid
1	2	3	4	5	6	7	8
A. Autonomous Bodies							
1.	E. P. A. D. C.	481.210	480.630	0.580	223.400	183.560	39.840
2.	E. P. F. I. D. C... .. .	11.770	11.770	..	4.500	0.400	4.100
3.	E. P. F. D. C.	19.160	18.630	0.530	4.100	2.600	1.500
4.	E. P. Warehousing Corporation ..	0.535	0.535
5.	E. P. R. R. I.	6.937	6.937	—	1.550	..	1.550
6.	E. P. Agricultural University ..	13.370	13.370	..	6.000	..	6.000
7.	P. A. R. D., Comilla	0.730	0.730	..	0.100	0.100	..
Sub-Total (A) ..		533.712	532.602	1.110	239.650	186.660	52.990
B. Government Departments							
8.	Agriculture Department	5.080	5.080	—	1.310	..	1.310
9.	Agriculture Directorate (E & M) ..	16.071	15.098	0.973	0.770	0.050	0.720
10.	Agriculture Directorate (R & E) ..	6.078	5.429	0.649	0.750	0.410	0.340
11.	Agriculture Marketing Directorate	0.856	0.856	..	0.065	..	0.065
12.	Fisheries Directorate	3.210	3.113	0.097	0.035	0.035	..
13.	Forest Directorate	5.885	5.104	0.781
14.	Livestock Directorate	4.408	3.552	0.856	0.269	0.269	..
15.	Agricultural Information Service ..	1.070	1.070	..	0.560	..	0.560
16.	Co-operative Directorate	3.210	3.210
17.	I. R. D. P. & Comilla Scheme ..	16.050	16.050
18.	B. D. & L. G. Department	0.161	0.161
19.	Revenue Department	0.054	0.054
20.	Food Department	26.857	26.857	..	11.161	1.311	9.850
Sub-Total (B) ..		88.990	85.634	3.356	14.920	2.075	12.845
Grand Total (Agriculture) ..		622.702	618.236	4.466	254.570	188.735	65.835

AGRICULTURE

Serial No.	Name of the scheme	Status of the Scheme	Estimated cost	Estimated expenditure during third plan	4th Plan allocation
1	2	3	4	5	6
EAST PAKISTAN AGRICULTURE DEVELOPMENT CORPORATION					
1.	Procurement, distribution and sale of Fertilizer	Un-approved	1,367.14	378.64	..
2.	Procurement of pesticides and equipments for P. P. Service	Do.	1,094.16	190.18	..
3.	M. C. & P. P. I.	Do.	1,164.70	142.66	..
4.	Tube-well Irrigation	Approved	..	29.60	..
5.	S. M. Farm	Un-approved	15.23	19.09	..
6.	Production, procurement and distribution of improved seeds (P. & W.) by R.G.	Do.	70.80	13.82	..
7.	Production, procurement and distribution of improved Jute seeds by R.G.	Do.	9.83	1.05	..
8.	Multiplication and preservation of improved seeds—Potato.	Do.	10.07	2.17	..
9.	A.D.E., Dacca	Do.	4.39	10.22	..
10.	A.D.E., Chittagong	Do.
11.	A.D.E., Rajshai	Do.	4.29		..
12.	A.D.E., Jessore	Do.
13.	Horticulture Development	Do.	4.09	4.18	..
14.	Development of Chittagong Hill Tracts	Approved	73.32	5.30	..
15.	Development of Poultry	Un-approved	2.94	1.41	..
16.	Divisional Nurseries	Do.	0.48	0.17	..
17.	Staff Training Institute	Do.	2.17	1.26	..
18.	Construction of Additional Fertilizers godowns	Approved	4.97	16.40	..
19.	Supply scheme for construction of Fertilizer Godowns.	Do.	10.18	5.26	..
Total—On-going ..					
New Scheme					
1.	Parent stock poultry Farm	Un-approved	2.07
2.	Establishment of District and Sub-divisional Sale Centres.	Do.	3.65
Total—New ..					
Grand Total—(On-going+New) ..					

(Rupees in million)

Revised estimate for 1970-71	Provision for 1971-72	Foreign Exchange required for 1971-72			Source of Foreign Aid	Expenditure during subsequent years		
		Total	Own resources	Foreign Aid		1972-73	1973-74	1974-75
7	8	9	10	11	12	13	14	15
126.04	143.15	42.10	42.10		..	319.32	347.7	..
110.00	113.40	110.91	110.91
96.33	100.09	7.61	3.56	4.05	U.K. supply credit	162.46	181.4	..
44.66	94.64	57.88	24.05	33.83	IDA credit, UK Yugoslavian.	125.00	150.0	..
2.00	1.60	0.42	0.42	7.29	5.18	..
7.80	7.42	18.59	19.30	..
0.29	0.64
3.31	3.32	2.21	0.25	1.96	U.S. Aid Loan No. 139
1.14	0.91	1.39	1.33	..
1.51	0.85	2.32	1.19	..
0.95	0.94	0.85	0.88	..
0.91	0.93	0.75	0.49	..
0.99	0.66	1.01	1.06	..
4.50	4.86	0.25	0.25	20.14	24.00	..
0.71	0.91	0.02	0.02
0.09	0.09	0.18	0.19	..
0.50	0.59
3.00	3.27
3.00	2.36
416.93	480.63	223.48	183.56	39.84				
0.20	0.29
0.20	0.29
0.40	0.58
417.33	481.21	223.40	183.56	39.84	..			

Serial No.	Name of the scheme	Status of the Scheme	Estimated cost	Estimated expenditure during third plan	4th Plan allocation
1	2	3	4	5	6
EAST PAKISTAN FOREST INDUSTRIES CORPORATION :					
1.	Chittagong Hill Tracts Mechanical Timber Extraction Project.	Approved	11.51	3.43	9.23
2.	Chittagong Hill Tracts—Saw Mill	Do.	10.00	2.61	2.72
3.	Rubber Plantation and Integrated Processing Industries	Do.	20.50	8.29	9.46
	Total ..				
EAST PAKISTAN FISHERIES DEVELOPMENT CORPORATION :					
On-going Scheme :					
1.	Pre-investment survey for the development of Fisheries in East Pakistan.	Approved	11.82	10.05	4.67
		U.R.	14.79		
2.	Fish Harbour at Chittagong	Approved	47.78	40.92	9.86
			*50.78		
3.	Establishment of Fish and Fish By-products Processing Unit at Cox's Bazar.	Do.	3.54 (Govt. Cont. 2.76)	1.30	1.46
4.	Management and Commercial Exploitation of Beel and Baor Fisheries in East Pakistan.	Do.	4.12 (Govt. Cont. 3.04)	0.64	2.40
5.	Scheme for fishing with 10 Trawlers in the Bay of Bengal	Do.	21.78	..	21.78
6.	Mechanisation of Country fishing Boats with Diesel Operated Inboard Motors in East Pakistan.	Do.	4.81	..	4.81
7.	Scheme for fishing with 2 Shrimp Trawlers in the Bay of Bengal.	Do.	2.04	..	2.04
	Total—On-going Scheme ..				
New Schemes :					
1.	Introduction of 12 Nos. fishing trawlers in the Bay of Bengal.	Recommended by CDWP	28.88	..	28.88
2.	Establishment of a training centre at the Chittagong Fish Harbour Site.	Un-approved	4.99	..	4.99
	Total—(New Schemes) ..				
	Total—On-going and New Schemes ..				

*U/R—Under Revision.

(Rupees in million)

Revised estimate for 1970-71	Provision for 1971-72	Foreign Exchange required for 1971-72			Source of Foreign Aid	Expenditure during subsequent years		
		Total	Own resource	Foreign Aid		1972-73	1973-74	1974-75
7	8	9	10	11	12	13	14	15
2.40	6.42	4.10	..	4.10	U.S.S.R. Credit.	..	0.41	
1.40	1.07	0.25	
2.20	4.28	0.40	0.40	2.98	
6.00	11.77	4.50	0.40	4.10				
2.30	2.54	1.50	..	1.50	UNSF/FAO	
3.99	6.63	
0.60	0.21	0.66	
0.35	0.32	1.75	
1.32	6.90	1.20	1.20	..	U.K. Com. Aid.	..	13.96	
0.40	0.21	4.21	
..	1.82	1.40	1.40	..	Dutch credit.	..	0.34	
8.63	18.63	4.10	2.60	1.50				
..	0.50	28.38	
..	0.03	4.96	
..	0.53		
8.63	19.16	4.10	2.60	1.50	..			

Serial No.	Name of the scheme	Status of the Scheme	Estimated cost	Estimated expenditure during third plan	4th-Plan allocation
1	2	3	4	5	6
EAST PAKISTAN WAREHOUSING CORPORATION :					
1.	East Pakistan Warehousing Corporation	Approved	5.00	<i>Nil</i>	5.00
EAST PAKISTAN RICE RESEARCH INSTITUTE :					
1.	East Pakistan Rice Research Institute, Joydevpur, Dacca.	Approved	18.107	..	18.107
EAST PAKISTAN AGRICULTURAL UNIVERSITY :					
1.	Development of East Pakistan Agricultural University at Mymensingh.	Approved	105.09	43.82	29.70
			(Second Plan Expenditure 31.57)		
PARD, COMILLA :					
1.	PARD, Comilla.. .. .	Approved	4.42	1.71	..
AGRICULTURE DEPARTMENT :					
1.	Economic Planning and Evaluation Division ..	Approved	1.29
2.	Chandpur Irrigation Project	Un-approved	29.79
3.	Research Co-ordination Board	Do.	5.00
4.	Supplementary food to students of Agricultural Institute (WFP).	Do.	0.16
5.	Accelerated Rice Production Plan	Do.	2.00
Total ..					
DIRECTORATE OF AGRICULTURE (E & M) :					
A. On-going Scheme :					
		Approved	36.529		
1.	Plant Protection Services in East Pakistan	U.R.	118.041	26.359	..
2.	Construction of 68 Thana Stores cum workshop	Approved	2.701	1.938	..
Total ..					

(Rupees in million)

Revised estimate for 1970-71	Provision for 1971-72	Foreign Exchange required for 1971-72			Source of Foreign Aid	Expenditure during subsequent years		
		Total	Own resources	Foreign Aid		1972-73	1973-74	1974-75
7	8	9	10	11	12	13	14	15
1.00	0.535		3.500	
3.600	6.937	1.550	..	1.550	Ford Foundation		7.570	
12.00	13.37	6.00	..	6.00	IDA Credit 49—PAK and 67—PAK.		5.200	
0.528	0.73	0.10	0.10	..				
0.05	1.07	0.75	..	0.75	Ford Foundation		..	
0.85	1.74	
..	0.64	0.56	..	*0.56	US AID		..	
..	0.02	
1.50	1.61	
2.40	5.08	1.31	..	1.31	
7.525	6.206	
0.200	0.214	

Serial No.	Name of the scheme.	Status of the Scheme	Estimated cost	Estimated expenditure during third plan	4th Plan allocation.
1	2	3	4	5	6
3.	Expanded schemes for AETI with Aid from UNDP..	Approved	14.345	2.529	..
4.	Strengthening of Agricultural Extension Organisation	Do.	18.600	0.300	..
5.	Scheme for Development of Sugarcane Cultivation in East Pakistan.	Do.	0.850	0.214	..
6.	Revised Farm Mechanization Training Institute ..	Do.	0.99	} 0.666	..
		U.R.	1.439		
7.	Intensive Production Plan for Jute Cultivation ..	Un-approved	15.000	1.350	..
8.	Establishment of Planning and Evaluation Section of Directorate of Agriculture (E & M).	Approved	.342
9.	Extension of Fruits and Vegetable Cultivation in Town and Urban Areas.	Do.	.960
10.	Addition, Alteration and Construction of 4,053 Union Seed Stores for use as Agricultural Extension Centre (20 Union Seed Stores in Comilla district).	Approved	0.100	}
		U.R.	79.430		
Sub-Total (A) ..					
B. New Schemes					
11.	Scheme for 3,000 deep tube-wells under IDA credit in East Pakistan.	Un-approved	4.448
12.	Amalgamated scheme for Development of Coconut and Betelnut in East Pakistan.	Do.	3.500
13.	Expansion of Bureau of Agricultural Statistics ..	Do.	18.591
14.	Inservice Training Institute for Agricultural Extension Workers.	Do.	4.995
15.	Establishment of New Agricultural Extension Training Institute.	Do.
16.	Scheme for subject matter Specialist	Do.	15.700
17.	Accelerated Production of Oil seed Crops	Do.	3.957
18.	Extension Education for Fruit Growers in East Pakistan	Do.	1.266
19.	Pilot Nutrition Project	Do.	0.268
Sub-Total (B) ..					
Grand Total (A+B) ..					

U.R. = Under Revision.

(Rupees in million)

Revised estimate for 1970-71	Provision for 1971-72	Foreign Exchange required for 1971-72			Source of Foreign Aid	Expenditure during subsequent years		
		Total	Own resources	Foreign Aid		1972-73	1973-74	1974-75
7	8	9	10	11	12	13	14	15
1.225	1.926	0.400	..	0.400	UNDP Spl. Fund.	}		
1.107	2.033
0.083	0.160
0.158	0.214
3.600	4.066
0.017	0.064
0.135	0.161
..	0.054
14.050	15.098	0.400	..	0.400				
0.150	0.535	0.220	..	0.220	IDA
..	0.107	0.050	0.050
..	0.107
..	0.053
..	0.053
..	0.054	0.100	..	0.100	US AID
..	0.032
..	0.016
..	0.016
0.150	0.973	0.370	0.050	0.320				
14.200	16.071	0.770	0.050	0.720				

Serial No.	Name of the scheme	Status of the Scheme	Estimated cost	Estimated expenditure during third plan	4th Plan allocation
1	2	3	4	5	6
DIRECTORATE OF AGRICULTURE (RESEARCH AND EDUCATION) :					
On-going Schemes.					
1.	East Pakistan Soil Fertility and Soil Testing Institute	Approved	5,390	4,620	..
		U.R.	(Existing Scheme) 15,000 (revised)		
2.	Establishment of Agricultural Research Institute and Sub-station in East Pakistan.	Do.	4,550	1,790	..
3.	Soil Conservation and Soil Utilisation Scheme in East Pakistan.	Approved	2,340	1,940	..
		U.R.	(Existing) 3,568 (revised)		
4.	Shifting and Re-establishment of Agricultural Research Institute.	Approved	46,620	11,310	..
5.	Establishment of Horticultural Centre in East Pakistan	Do.	1,500	0,160	..
6.	Zonal Centre Trial of new Sugarcane varieties in East Pakistan.	Do.	1,000	0,580	..
7.	Re-organisation of East Pakistan Agricultural Institute.	Do.	0,820	0,670	..
8.	Evaluation of Residual Effect of Plant Protection Measures in East Pakistan.	Do.	0,150	0,020	..
9.	Establishment of Seed Testing Laboratory in East Pakistan.	Do.	0,350	0,150	..
10.	Accelerated Winter Oil Seeds Improvement and Development Programme for East Pakistan.	Do.	1,384
11.	Accelerated Wheat Improvement and Development Programme in East Pakistan.	Do.	0,331
12.	Scheme for Bee Research Station in East Pakistan under ARCP scheme.	Un-approved	0,253
13.	Construction under ARCP Scheme for Investigation Centre of Betelnut in East Pakistan.	Do.	0,535
	Sub-total (A) ..				
New Schemes.					
1.	Potato Research Station in East Pakistan.	Approved	4,998
2.	Establishment of Seed Research and Certification in East Pakistan.	Un-approved	9,421
3.	Establishment of Sugarcane Research Institute, Ishurdi, Pabna, East Pakistan.	Do.	12,218
	Sub total (B) ..				
	Total (A+B) ..				

U. R. = Under Revision.

(Rupees in million)

Revised estimate for 1970-71	Provision for 1971-72	Foreign Exchange required for 1971-72			Source of Foreign Aid	Expenditure during subsequent years		
		Total	Own resources	Foreign Aid		1972-73	1973-74	1974-75
7	8	9	10	11	12	13	14	15
1.000	1.121	0.300	0.300
0.522	0.48	1.121	0.300	0.300
0.350	0.412
3.500	2.037
0.068	0.079
0.100	0.110
0.175	0.068
0.004	0.004
0.010	0.011
0.045	0.428	0.100	..	0.100	SIDA
0.026	0.181	0.100	..	0.100	Ford Foundation.
-	0.271
..	0.161
5.800	5.429	0.500	0.300	0.200				
..	0.161	0.140	..	0.140	Holland Govt.
..	0.054	0.010	0.010
..	0.434	0.100	0.10
..	0.649	0.250	0.110	0.140				
5.800	6.078	0.750	0.410	0.340				

Serial No.	Name of the scheme	Status of the Scheme	Estimated cost	Estimated expenditure during third plan	4th Plan allocation
1	2	3	4	5	6

AGRICULTURAL MARKETING :**On-going Schemes.**

1.	Pilot Project on the Construction/Improvement of Market for Farm Products.	Approved	3.97	0.01	3.96
2.	Pilot Project on Licensed Warehousing in East Pakistan.	Do.	3.33	0.23	3.10
3.	Pilot Project on Eight Union Licensed Warehouses	Do.	2.47	0.05	2.42

Total (On-going Schemes) ..

FISHERIES DIRECTORATE**(A) On-going Schemes**

1.	Expansion of the schemes for construction of Fish Seed Multiplication Farm in East Pakistan.	Approved	8.28	4.500	3.780
2.	Expansion of Fresh Water Fisheries Research Station, Chandpur, Comilla.	Do.	2.96	1.750	1.210
3.	Scheme for establishment of Fish Aquarium at Dacca.	Do.	0.82	0.330	0.480
4.	Expansion of the scheme for establishment of Fish Sanctuaries in East Pakistan.	Do.	1.00	0.060	0.940
5.	Pilot scheme for Development of Zeol Fish ..	Do.	0.93	0.480	0.450
6.	Development and management of Derelict Water Areas for Fish Production in East Pakistan.	Do.	4.92	1.613	3.307
7.	Scheme for Planning Cell of the Directorate of Fisheries, East Pakistan.	Do.	0.21	..	0.210
8.	Scheme for use of Pituitary Hormones in the induction of spawning (of Fish) in East Pakistan (A.R.C.P.).	Do.	0.06	..	0.060
9.	Study on industrial effluentse effecting equatic fauna in East Pakistan.	Do.	0.08	..	0.080

Sub-total (A) ...

(B) New Scheme

10.	Scheme for Pre-investment Survey of Inland Fisheries in East Pakistan.	Un-approved	23.575	..	23.575
-----	--	-------------	--------	----	--------

Sub-Total (B) ..

GRAND TOTAL (A—B) ..

(Rupees in million)

Revised estimate for 1970-71	Provision for 1971-72	Foreign Exchange required for 1971-72			Source of Foreign Aid	Expenditure during subsequent years		
		Total	Own resources	Foreign Aid		1972-73	1973-74	1974-75
7	8	9	10	11	12	13	14	15
<i>Nil</i>	0.118		3.850	
0.210	0.642		2.290	
0.200	0.096	0.065	..	0.065	Grant form US-AID		2.130	
0.410	0.856	0.065	..	0.065				
1.320	1.296	
0.800	0.253	
0.345	0.146	
0.095	0.129			0.725	
0.234	0.129	
0.871	0.950	
0.060	0.084			0.072	
0.025	0.039	0.035	0.035	
<i>Nil</i>	0.087	
3.750	3.113	0.035	0.035	..				
..	0.097			23.486	
..	0.097				
3.750	3.210	0.035	0.035	..				

Serial No.	Name of the scheme.	Status of the Scheme	Estimated cost	Estimated expenditure during third plan	4th Plan allocation.
1	2	3	4	5	6
FORESTRY					
A. On-going Schemes					
1.	Training of S.F.S. students	Approved	0.55	0.19	0.36
2.	Establishment of Dacca Botanical Garden	Do.	3.30* 0.50	3.03	4.27*
3.	Expanded Regeneration of Forests	Do.	11.74	7.45	13.39
4.	Regeneration of Government Forest land with fire-wood.	Do.	4.92	2.49	3.59
5.	Soft wood Plantation in East Pakistan	Do.	3.00	1.88	2.50
6.	Control of Jhuming in Chittagong Hill Tracts	Do.	4.00	1.59	2.41
7.	Forest Extension Service	Do.	3.00	1.80	1.20
8.	Forest Settlement Survey and Demarcation of Existing Forests.	Do.	2.60	0.66	1.94
9.	Training of Foresters and Forest Guards in Forest School, Sylhet.	Do.	1.10	0.63	0.95
10.	Establishment of Plantation of Fast Growing Industrial Species and Silvicultural Research in East Pakistan.	Do.	1.95	0.89	2.16
11.	Establishment of a National Park in Modhupur Forests.	Do.	3.77	0.80	2.97
12.	Forest Research Institute, Chittagong	Do.	10.00	3.60	10.30
13.	Afforestation in the Coastal belt and Off-shore Island.	Do.	12.00	4.99	9.82
14.	Establishment of permanent nurseries in East Pakistan.	Do.	2.00	1.10	0.90
	Total (A)				
B. New Schemes					
1.	Rehabilitation of encroachers at Thega and upper Raingkheong Reserved Forests and re-afforestation of affected areas.	Partly-approved	1.79	..	1.79
2.	Planning and Evaluation Cell of Forest Directorate.	Un-approved	0.44	..	0.44
3.	Forest Inventory Survey and preparation of the working plans of Dacca, Mymensingh and Tangail Division.	Do.	0.92	..	0.92
	Total (B)				
	TOTAL (A—B)				

*Rs . 5.00 lakhs sanctioned separately for the Approach Road.

(Rupees in million)

Revised estimate for 1970-71	Provision for 1971-72	Foreign Exchange required for 1971-72			Source of Foreign Aid	Expenditure during subsequent years		
		Total	Own resources	Foreign Aid		1972-73	1973-74	1974-75
7	8	9	10	11	12	13	14	15
0.03	0.032			0.03	
0.36	0.160			3.76	
1.30	0.128			11.97	
0.47	0.760			2.41	
0.37	0.471			1.69	
0.26	0.310			1.86	
0.27	0.107			0.83	
0.21	0.161			1.58	
0.12	0.129			0.71	
0.15	0.150			1.87	
0.14	0.107			2.73	
0.33	1.177			8.87	
0.83	1.305			7.77	
0.14	0.107			0.66	
5.00	5.104				
0.28	0.299			1.23	
0.02	0.075			0.35	
..	0.407			0.54	
0.30	0.781				
5.30	5.885				

Serial No.	Name of the scheme	Status of the Scheme	Estimated cost	Estimated expenditure during third Plan	4th Plan allocation
1	2	3	4	5	6
LIVESTOCK					
A. On-going schemes					
1.	Establishment of Thana Veterinary Dispensaries (237).	Approved	6.87	1.825	1.00
2.	Veterinary Training Institute, Mymensingh	Do.	3.76	2.145	1.55
3.	Control of Rinderpest and Ranikhet diseases ..	Do.	4.69	1.837	3.00
4.	Establishment of Thana Veterinary Dispensaries (120).	Do.	10.43	4.659	5.90
5.	Expansion of Government Veterinary Hospital, Dacca.	Do.	0.22	0.172	..
6.	Provision of facilities to Thana Veterinary Dispensaries.	Do.	10.48	0.388	10.15
7.	Cattle Breeding at Rajshahi by Shifting the Existing Cattle Breeding Farm at Tejgaon.	Do.	3.35	0.600	3.350
8.	Development and Production of Quality Breed Sheep through Breeding (Noakhali).	Do.	0.56	0.156	0.40
9.	Artificial Insemination Centres at District level ..	Do.	2.73	1.848	0.90
10.	Cattle Breeding-cum-Dairy Farm, Sylhet	Do.	1.63	1.129	0.82
11.	Establishment of Veterinary Hospital at Sub-divisional Headquarters	Do.	2.89	0.322	..
12.	Expansion of Foot and Mouth Disease Section	Do.	0.63
13.	Organisation of Planning and Evaluation Cell of the Directorate of Livestock Services, East Pakistan.	Do.	0.23	..	0.25
14.	Additional Scheme or Dairy and Cattle Improvement Farm, Savar (Expansion with German and aid experts).	Do.	4.64	..	4.64
15.	Fresh Milk Supply to Dacca City	Do.	1.97	..	1.97
16.	Evaluation and Assessment of Livestock population production and products in East Pakistan.	Un-approved	0.66	..	0.66
	Total (A) ..				
B. New Schemes					
1.	Additional facilities to Dacca Zoological garden (1st phase).	Un-approved	4.99	..	4.99
	Total (B) ..				
	Total (A) ..				
	TOTAL (A+B) ..				

(Rupees in million)

Revised estimate for 1970-71	Provision for 1971-72	Foreign Exchange required for 1971-72			Source of Foreign Aid	Expenditure during subsequent year		
		Total	Own resources	Foreign Aid		1972-73	1973-74	1974-75
7	8	9	10	11	12	13	14	15
0.05	0.032		2.190	
0.25	0.107	0.018	0.018		1.090	
0.68	1.017	0.100	0.100		1.170	
0.35	0.321		5.240	
0.02	0.032	
..	0.053		10.040	
..	0.428		2.850	
0.14	0.007		0.120	
0.13	0.214		0.561	
0.12	0.214		0.182	
..	0.021	
0.19	0.449	0.151	0.151		0.012	
0.005	0.005		0.320	
0.80	0.394		3.844	
..	0.107		3.700	
..	0.151		0.519	
2.735	3.552	0.269	0.269			
..	0.856		4.190	
..	0.856			
2.735	3.552	0.269	0.269			
2.735	4.408	0.269	0.269			

Serial No.	Name of the scheme	Status of the Scheme	Estimated cost	Estimated expenditure during third plan	4th Plan allocation
1	2	3	4	5	6
AGRICULTURE INFORMATION SERVICE :					
On-going					
1.	Agriculture Information Service	Approved	4.394	2.462	1.932
2.	Agricultural Extension through Mobile Cinema units in East Pakistan (Up to Sub-division level).	Do.	1.900	Nil	1.900
	Total Agricultural Information Service ..				
CO-OPERATIVE DIRECTORATE :					
On-going schemes :					
1.	Development of Co-operative Credit and Marketing structure in East Pakistan.	Approved	51.40	23.14	28.26
2.	Development of Fishermen's Co-operatives	Do.	8.93	2.77	6.16
3.	Development of Milk Producers Co-operatives ..	Do.	4.87	2.52	2.35
4.	Co-operative Education and Training	Do.	3.99	1.84	2.15
5.	Development of Co-operative Union for Member Education.	Do.	5.00	1.88	3.12
	Total (Co-operative Directorate) ..				
INTERGRATED RURAL DEVELOPMENT PROGRAMME :					
On-going Scheme.					
1.	Comilla District Integrated Rural Development Programme.	Approved	50.18	19.74	..
New Scheme :					
2.	Integrated Rural Development Programme	Do.	470.00
	Total				
B.D. AND L.G. DEPARTMENT :					
1.	Development Grant to Basic Democracies	Approved	3.13	2.80	0.33
2.	Establishment of Local Government Institute, Dacca.	Do.	2.00	0.14	1.86
	Total				
REVENUE DEPARTMENT :					
1.	Expansion of existing Settlement Press by construction of additional Staff quarters, Tejgaon. Dacca.	Approved	1.990	1.840	0.150

(Rupees in million)

Revised estimate for 1970-71	Provision for 1971-72	Foreign Exchange required for 1971-72			Source of Foreign Aid	Expenditure during subsequent years		
		Total	Own resources	Foreign Aid		1972-73	1973-74	1974-75
7	8	9	10	11	12	13	14	15
0.400	0.428		1.104	
..	0.642	0.560	..	0.560	F.A.O.		1.258	
0.400	1.070	0.560	..	0.560	..			
0.903	1.027		26.397	
0.076	0.321		4.784	
1.321	0.546		0.519	
0.478	0.578		1.132	
0.540	0.738		1.890	
4.318	3.210			
8.00	10.06			
0.50	5.99	
8.50	16.05	
Nil.	0.107		0.23	
0.08	0.054		1.73	
0.08	0.161			
0.100	0.054	

Serial No.	Name of the scheme	Status of the Scheme	Estimated cost	Estimated expenditure during third plan	4th Plan allocation.
1	2	3	4	5	6
FOOD DEPARTMENT					
Foodgrains Storage :					
On-going Scheme.					
1.	Construction of 5 silos of total capacity of 3.16 lakh tons in bulk for storage of food-grains.	Approved	229.100	182.000	47.100
2.	Improvement of existing foodgrain storage godowns (as part of the Silo Project in East Pakistan).	Do.	16.800	0.982	5.818
3.	Construction of 2.5 lakh tons foodgrain storage (CSD and LSD).	Do.	69.970	13.330	0.800
4.	Purchase of 15 Weighbridge and 13 wagon weigh bridge.	Do.	1.220	1.321	0.899
		<u>Approved</u>	<u>1.020</u>		
5.	Purchase of automatic weighing machine	Under Revision	2.049	1.643	0.406
		<u>Approved</u>	<u>1.220</u>		
6.	Procurement of 43 (tippong) trucks for movement of foodgrains.	Under Revision	3.080	..	3.080
	Total (Foodgrains Storage)
	Grand Total (Agriculture)

(Rupees in million)

Revised estimate for 1970-71	Provision for 1971-72	Foreign Exchange required for 1971-72			Source of Foreign Aid	Expenditure during subsequent years		
		Total	Own resources	Foreign Aid		1972-73	1973-74	1974-75
7	8	9	10	11	12	13	14	15
15.040	21.582	9.850	IDA	..	11.890	
1.380	1.605	12.918	
0.280	0.321	0.140	
..	0.728	0.240	0.240	..	Italian Credit	..	0.219	
..	0.385	0.110	0.110	..	Italian Credit	..	0.046	
0.665	2.236	0.961	0.961	..	Barter	..	0.325	
17.365	26.857	11.161	1.311	9.850	..			
514.446	622.702	254.570	188.735	65.835				

1. The first part of the document discusses the importance of maintaining accurate records of all transactions. It emphasizes that proper record-keeping is essential for the integrity of the financial system and for the ability to detect and prevent fraud.

2. The second part of the document outlines the various methods used to collect and analyze data. It describes the process of gathering information from different sources and how this data is then processed to identify trends and anomalies.

3. The third part of the document focuses on the role of technology in modern data analysis. It discusses how advanced software tools and algorithms have significantly improved the speed and accuracy of data processing and analysis.

4. The fourth part of the document addresses the challenges of data security and privacy. It highlights the need for robust security measures to protect sensitive information and the importance of complying with relevant regulations.

5. The final part of the document provides a summary of the key findings and conclusions. It reiterates the importance of a comprehensive approach to data management and analysis, one that combines sound principles with the latest technological advancements.

**WATER
SUMMARY**

(Rupees in million.)

Serial No.	Name of the scheme	Revised Estimated 1970-71	Provision for 1971-72	Foreign	Exchange for	required 1971-72
				Total	Own resources	Foreign Aid
1	2	3	4	5	6	7
I. EPWAPDA						
On-going :						
A.	Investigation and Survey.	1.359	5.710	1.885	..	1.885
B.	Multipurpose Development	15.216	12.123
C.	Irrigation	3.205	0.800	0.800
D.	Flood Regulation ..	7.476	11.162
E.	Misc. Services and Equip- ment	11.420	20.235	7.880	0.380	7.500
Total (On-going) ..		35.935	52.435	10.565	1.180	9.385
New Schemes :						
Debt servicing charges of transferred projects, com- pleted projects and pro- jects transferred to Flood Control		..	130.000
Total (Other Items)	130.000
Total (Epwapda) ..		35.935	182.435	10.565	1.180	9.385
II. IRRIGATION DIRECTORATE :						
A.	Investigation and Survey.	0.400	0.385
B.	On-going Schemes	3.100	7.640
Total (Irrigation Directorate)		3.500	8.025
Grand Total (Water)		39.435	190.460	10.565	1.180	9.385

WATER

Serial No.	Name of the scheme	Status of the Scheme	Estimated cost	Estimated expenditure during third plan	4th Plan allocation
1	2	3	4	5	6
On-going Schemes					
A. Investigation and Survey					
(a) AIDED					
1.	Ground Water Survey in East Pakistan	Approved	16.15	3.200	31.08
(b) NON-AIDED					
Total (Investigation and Survey)					
B. Multipurpose Development					
(a) AIDED					
2.	Teesta Barrage Project	Approved	471.83	23.086	300.00
3.	Kurigram F. C. and Irrigation Project	CDWP returned for submission of P.C. II.	335.97	..	78.04
(b) NON-AIDED					
4.	Manu river Project	Approved	25.59	5.175	52.03
			70.00		
5.	Southern Rajshahi Irrigation Project	Do.	(Rev.) 70.70	0.371	5.000
Total (Multipurpose Dev.)					
C. Irrigation					
(a) AIDED					
6.	1,000 Tube-well Project	Un-approved	132.77 (Water) 97.31 (Power)	..	144.53
(b) NON-AIDED					
Total (Irrigation)					
D. Flood Regulation					
(a) AIDED					
(b) NON-AIDED					
7.	Gumti Flood Control Project	Approved	56.95	9.350	23.27
			35.46		
8.	Comprehensive drainage scheme for Sadar Subdivision, Noakhali.	Do.	20.510	7.870	8.66
Total (Flood Regulation)					

(Rupees in million)

Revised estimate for 1970-71	Provision for 1971-72	Foreign Exchange required for 1971-72			Source of Foreign Aid	Expenditure during subsequent years		
		Total	Own resources	Foreign Aid		1972-73	1973-74	1974-75
7	8	9	10	11	12	13	14	15
1.359	5.710	1.885	...	1.885	US AID		5.630	
Nil.	...	Nil.
1.359	5.710	1.885	..	1.885				
13.656	9.320	30.000	
0.260	0.388	20.000	
1.250	2.350	20.000	
0.050	0.065	0.050	
15.216	12.123				
0.354	3.205	0.800	0.800	...	(Yugoslav Barter).	..	15.000	
Nil	Nil	
0.354	3.205	0.800	0.800	..				
3.990	5.852	5.000	
3.482	5.310	
7.472	11.162				

Serial No.	Name of the scheme	Status of the Scheme	Estimated cost	Estimated expenditure during third plan	4th Plan allocation
1	2	3	4	5	6
E. Miscellaneous Service and Equipment					
9.	Improvement of Dredger Fleet	Approved	43.91	22.000	8.51
10.	Equipment Pool Project	Do.	60.000	24.897	6.87
(b) NON-AIDED					
11.	Training for Irrigation Extension under F.F.H. Campaign.	Do.	0.88	0.141	0.32
12.	Comprehensive Extension Scheme for Projects under EP WAPDA.	Do.	22.03	9.772	20.00
13.	Young Farmer's Training Scheme	Do.	0.35	0.057	0.13
	Total (Misc. Services and equipment)				
	Total (on-going)				
New Schemes.. .. .					
	Debt servicing charges of transferred projects, completed projects and projects transferred to Flood Control.				
	Sub-Total				
	TOTAL (E.P. WAPDA)				
(IRRIGATION DIRECTORATE)					
1.	(A) Investigation and Survey	Approved	--	1.739	--
2.	(B) On going Scheme	Do.	--	21.835	1.135
	Total				
A. Investigation and Survey.					
1.	Survey of small flood regulation, drainage and Irrigation Schemes.	Approved	1.717	1.739	--
	Total (Investigation and Survey)				
B. On-going Scheme					
DACCA DISTRICT					
1.	Re-excavation of Dardaria Khal in P.S. Kapasia in district of Dacca.	Approved	1.809	0.777	0.477
2.	Re-excavation of Khal in Mouza Banal in P.S. Dhamari, district Dacca.	Do.	0.264	0.168	0.026
3.	Re-excavation of Dewankhali khal (Chinadibeel drainage scheme) in P.S. Shibpur, district Dacca.	Do.	0.913	0.454	0.004
4.	Construction of Balushair embankment on the right bank of the Meghna river in P.S. Narshingdi, district Dacca.	Do.	1.906	0.844	..

(Rupees in million)

Revised estimate for 1970-71	Provision for 1971-72	Foreign Exchange required for 1971-72			Source of Foreign Aid	Expenditure during subsequent years		
		Total	Own resources	Foreign Aid		1972-73	1973-74	1974-75
7	8	9	10	11	12	13	14	15
3.400	7.760	3.500	..	3.500	Dutch Credit
4.000	6.470	4.000	..	4.000	USSR Credit
0.335	0.362
3.610	5.570	0.380	0.380	3.500	..
0.075	0.073	0.075	..
11.420	20.235	7.880	0.380	7.500				
35.935	52.435	10.565	1.180	9.385				
..
..	130.000
..	130.000
..	182.435	10.565	1.180	9.385				
0.400	0.385	0.957	..
3.100	7.640	22.886	..
3.500	8.025
0.400	0.385	0.957	..
0.400	0.385
0.025	0.214	0.414	..
0.028	0.075
0.008	0.107	0.342	..
..	0.214	1.736	..

Serial No.	Name of the Scheme	Status of the Scheme	Estimated cost	Estimated expenditure during the third Plan	4th Plan allocation.
1	2	3	4	5	6
COMILLA DISTRICT					
5.	Improvement of marginal embankment on both banks of Kankri river in P.S. Chouddagram, District Comilla.	Approved	2.064	0.250	0.069
SYLHET DISTRICT					
6.	Dredging the outfall of Khowai river in District of Sylhet.	Do.	1.267	0.890	..
7.	Karchar Haor flood control scheme under Sunamganj Sub-division, District Sylhet.	Do.	1.212	0.180	0.101
8.	Protection of boro crops in Shanir Haor under Sunamganj Sub-division, District Sylhet.	Do.	2.766	1.429	..
9.	Improvement of area lying between Kushiya and Bardal river and West of Beani Bazar, District Sylhet.	Do.	4.279	1.721	..
10.	Protection of boro crops in Dhankunia Haor in Sunamganj Sub-division, District Sylhet.	Do.	0.745	0.070	0.050
FARIDPUR DISTRICT					
11.	Flood protective embankment scheme in P.S. Alfadanga and Boalmari, District Faridpur.	Do.	3.433	0.777	0.200
12.	Construction of bundh from Bhatiapara to Gharbhatpara and its extension up to Paranjpur bazar in P.S. Kashni, District Faridpur.	Do.	0.256	0.528	..
13.	Re-excavation of a khal from Mustafapur to Ghagore and East Kalagachia to Satla beel in Faridpur and Barisal.	Do.	3.522	0.754	..
14.	Re-excavation of a khal from Gopalganj to Ghagore and Paiserhat, districts Faridpur and Barisal.	Do.	1.056	0.822	..
15.	Improvement of Gariadah beel in P. S. Baliakandi, District Faridpur.	Do.	1.507	0.200	..
16.	Construction of a weir-cum-regulator at Hashemdia in P. S. Bhanga, District Faridpur.	Do.	0.463	0.300	..
MYMENSINGH DISTRICT					
17.	Re-excavation of Baraikhali khal in P.S. Hossainpur, Kishoreganj and Nadail, District Mymensingh.	Do.	1.492	0.320	..
RAJSHAHI DISTRICT					
18.	Improvement of Karnahar Barabila and other adjoining beels in P.S. Paba, district Rajshahi.	Do.	2.224	0.562	0.133
19.	Marichar-Danra Scheme in P.S. Shibganj, District Rajshahi.	Do.	1.144	0.738	0.075
20.	Replacement of worn-out diesel low lift pumps of Ground Water Development and Pump Irrigation Projects in the Northern Districts of East Pakistan.	Do.	4.702


(Rupees in million)

Revised estimate for 1970-71	Provision for 1971-72	Foreign Exchange required for 1971-72			Sources of Foreign Aid	Expenditure during subsequent years		
		Total	Own resources	Foreign Aid		1972-73	1973-74	1974-75
7	8	9	10	11	12	13	14	15
0.350	0.214	--	--	--	--		1.164	
0.500	0.214	--	--	--	--		0.567	
0.100	0.139	--	--	--	--		--	
--	0.107	--	--	--	--		2.666	
--	0.107	--	--	--	--		4.179	
0.045	0.017	--	--	--	--		--	
0.050	0.214	--	--	--	--		2.840	
0.010	0.086	--	--	--	--		--	
0.050	0.214	--	--	--	--		0.934	
0.155	0.214	--	--	--	--		0.257	
0.006	0.225	--	--	--	--		--	
0.040	0.107	--	--	--	--		0.373	
0.050	0.214	--	--	--	--		0.534	
0.170	0.150	--	--	--	--		0.310	
0.117	0.107	--	--	--	--		0.271	
0.711	3.531	--	--	--	--		0.691	

Serial No.	Name of the scheme	Status of the Scheme	Estimated cost	Estimated expenditure during third plan	4th Plan allocation
1	2	3	4	5	6
21.	Raktadaha-Lohachura. Beel Drainage scheme in P.S. Raninagar and Adamdighi, district Rajshahi.	Approved	1.824	1.339	--
22.	Construction of Flood Regulator at Jotabazar in P.S. Manda, district Rajshahi.	Do.	0.368	0.400	--
23.	Construction of Regulator in Bisha Union in P. S. Atrai, district Rajshahi.	Do.	0.230	0.151	--
BAKERGANJ DISTRICT					
24.	Re-excavation of Puinta Araibaki, Nondapara-Daokati and Kafila-Beharipur khal in P.S. Bakerganj, District Bakerganj.	Do.	1.276	0.970	--
PABNA DISTRICT					
25.	Chikami Gechua Bunsdh Scheme in P.S. Faridpur, district Pabna.	Do.	2.306	2.252	--
26.	Pratappur, Irrigation Scheme in P.S. Khaloo, district Pabna.	Do.	0.670	0.739	--
JESSORE DISTRICT					
27.	Sonamukhi Banmandar Beel Drainage Scheme in P.S. Sarsa and Jhikargacha, district Jessore.	Do.	3.000	1.640	--
28.	Lohagara Flood Protection Scheme in P.S. Lohagara, district Jessore.	Do.	4.882	2.560	--
29.	Improvement of Naragati khal in P.S. Kalia, district Jessore.	Do.	1.271	--	--
KUSHTIA DISTRICT					
30.	Improvement of Mobarak bundh in P.S. Mirpur and Kushtia, district Kushtia.	Do.	0.619	--	--
Total (Irrigation Directorate)		--	--	--	--
GRAND TOTAL (WATER)		--	--	--	--

(Rupees in million)

Revised estimate for 1970-71	Provision for 1971-72	Foreign Exchange required for 1971-72			Source of Foreign Aid	Expenditure during subsequent years		
		Total	Own resources	Foreign Aid		1972-73	1973-74	1974-75
7	8	9	10	11	12	13	14	15
0.100	0.107	0.500	
0.012	0.107	0.056	
0.008	0.107	0.022	
0.100	0.107	
0.120	0.214	1.080	
..	0.017	0.639	
0.120	0.107	1.450	
0.050	0.107	0.400	
..	0.107	1.141	
0.175	0.100	0.350	
3.500	8.025				
39.435	190.460	10.565	1.180	9.385				



**POWER
SUMMARY**

(Rupees in million)

Item	Provision for 1971-72	Foreign Exchange required for 1971-72		
		Total	Own Resources	Foreign Aid
1. Generation	129.31	31.323	6.430	24.893
2. Transmission	75.24	25.588	0.750	24.838
3. Distribution	194.88	33.437	0.400	33.037
4. Miscellaneous	49.97	23.430	0.470	22.960
Grand Total—(Power) —	449.40	113.778	8.050	105.728

Serial No.	Name of the scheme	Status of the Scheme	Estimated cost	Estimated expenditure during third Plan	4th Plan allocation
1	2	3	4	5	6
I. AIDED ON-GOING					
A. Generation					
1.	120 MW Ashuganj Gas Power Station	Approved	214.157	168.533	26.050
			R.		
2.	110 MW Ghorsal Thermal Power Station	Do.	205.470	166.426	14.990
			R.		
3.	60 MW Chittagong Thermal Power Station	Do.	93.980	68.388	57.490
			R.		
4.	60 MW Khulna Thermal Power Station	Do.	75.810	100.713	25.250
			R.		
5.	50 MW Siddhirganj Thermal Power Station	Do.	92.730	66.690	19.920
			R.		
6.	Karnafuli 3rd Unit	Do.	44.300	1.945	49.910
			R.		
7.	Improvement and Augmentation of Power Supply under Crash Programme (Generation).	Do.	91.950	129.599	10.480
			U/R.		
8.	60 MW North Bengal Thermal Power Station	Do.	81.000	...	80.500
B. Transmission					
1.	Siddhirganj-Ashuganj-Sylhet 132 KV Inter-connector.	Do.	66.400	49.433	7.480
			R.		
2.	Siddhirganj-Ashuganj Addition of 2nd CKT 132 KV.	Do.	3.540	1.714	1.000
3.	Ishurdi-Bheramara-Goalpara 132 KV Inter-connector.	Do.	57.875	33.900	3.160
			R.		
4.	East-West Interconnector (Siddhirganj-Ishurdi)	Do.	180.390	10.728	167.910
			R.		
5.	Interconnection of 110 MW Ghorsal Plant with Grid and Addition of 2nd Circuit on 132 KV Ashuganj-Shahjibazar Section.	Do.	10.290	5.208	1.560
			U/R.		
6.	132 KV Ishurdi-Saidpur Transmission Line	Do.	52.900	25.794	27.880
			U/R.		

R = Revised.

U. R. = Under Revision.

(Rupees in million)

Revised estimate for 1970-71	Provision for 1971-72	Foreign Exchange required for 1971-72			Source of Foreign Aid	Expenditure during subsequent years		
		Total	Own resources	Foreign Aid		1972-73	1973-74	1974-75
7	8	9	10	11	12	13	14	15
49.714	41.40	11.846	..	11.846	German Capital Loan.		..	
39.891	27.21	2.745	1.800	0.945	Russian Credit.		..	
21.005	13.21	3.160	..	3.160	Czech Credit.		..	
18.625	14.05	3.160	..	3.160	Do.		..	
17.270	11.50	3.122	0.100	3.022	US AID	
22.776	9.06	2.760	..	2.760	Do.		10.579	
8.479	7.40	0.530	0.530	..	French and Italian		..	
4.300	5.48	4.000	4.000	..	Czech/German/ UK/USSR/ Canada.		71.220	
8.407	8.59	0.250	0.250	..	Canadian Aid		..	
0.747	0.73	0.100	0.100	..	Do.		0.349	
5.449	6.81	0.300	0.300	..	Do.		12.716	
9.842	17.99	7.500	..	7.500	Canadian Loan.	141.830	141.830	
3.342	1.71	0.365	..	0.365	Yugoslav Credit.		..	
20.123	14.40	6.070	0.100	5.970	Do.		..	

Serial No.	Name of the scheme	Status of the Scheme	Estimated cost	Estimated expenditure during third plan	4th Plan allocation
1	2	3	4	5	6
7.	Goalpara Mangla Pirojpur Barisal 132 KV Transmission Line.	Approved	32.490	0.934	22.520
			U/R.		
8.	132 KV Ashuganj-Mymensingh-Jamalpur Transmission Line.	Do.	30.750	13.989	15.000
			U/R.		
9.	Bheramara-Faridpur-Barisal 132 KV Transmission Line (in lieu of Addition of 2nd ckt., Goalpara).	Recommended by P.P.A.	60.300	—	60.300
C. Distribution					
1.	Isolated Generation and Distribution	Approved	80.200	147.189	—
			U/R.		
2.	Dacca-Chittagong Improvement	Do.	110.000	169.341	28.050
			U/R.		
3.	Serajganj-Ishurdi-Rajshahi 66 KV Line	Do.	26.690		
			U/R.		
4.	Khulna-Kushtia Improvement	Do.	29.370		
5.	Two Transmission Lines (Chandpur-Comilla and Feni-Choumuhani).	Do.	29.780		
			U/R.		
6.	Improvement and Augmentation of Power Supply under Crash Programme (Transmission and Distribution).	Do.	43.680	46.645	53.390
			U/R.		
D. Miscellaneous					
1.	Load Despatch Centre	Do.	10.720	0.077	11.620
			U/R.		
2.	Workshop and Laboratories :				
	(a) Maintenance, Test and Research Laboratories	Do.	4.870	8.216	0.700
			U/R.		
	(b) Electrical and Mechanical Workshop	Do.	4.970	6.486	0.070
			U/R.		
3.	Investigation, Survey and Studies :				
	(a) Feasibility Study of Karnafuli Hydro Plant No. 2.	Do.	0.320	0.228	0.050
	(b) Power Market Survey	Do.	0.180		
				0.479	0.400
			U/R.		
4.	Electrical Equipment Pool	Do.	79.860	23.282	62.450
5.	Feasibility Study on additional Generation during 4th Plan Period.	Do.	0.500	—	—
6.	Feasibility Study on introduction of voltages higher than 132 KV in East Pakistan.	Do.	0.400
7.	Training of Electrical and Mechanical Engineers and Technicians and their induction in EPWAPDA (In lieu of Pre-entry Training of Engineers and Technicians.)	Do.	8.800	..	8.150
			U/R.		
Total Aided (On-going) ..					

U. R. = Under Revision.

(Rupees in million)

Revised estimate for 1970-71	Provision for 1971-72	Foreign Exchange required for 1971-72			Source of Foreign Aid	Expenditure during subsequent years		
		Total	Own resources	Foreign Aid		1972-73	1973-74	1974-75
7	8	9	10	11	12	13	14	15
12.357	14.41	6.822	..	6.822	Japanese Credit		5.723	
18.816	10.60	4.181	--	4.181	Yugoslav Credit		..	
2.334	--	..		57.966	
33.294	31.40	0.350	0.200	0.150	ECIC Loan		..	
19.328	16.77	1.108	0.200	0.908	US AID		..	
2.762	3.14	--	UK Credit		..	
9.605	5.85	0.139	..	0.139	French Credit		..	
10.849	15.40	7.300	--	7.300	US AID		..	
12.807	9.80	2.875	..	2.875	Yugoslav Credit		..	
1.664	3.38	1.000	--	1.000	Canadian Aid		5.599	
2.740	3.22	0.400	0.400	..	UK Credit		..	
2.320	2.68	0.070	0.070	..	Do.		..	
0.054	
0.330	0.16	
20.904	18.90	10.950	..	10.950	French Credit		16.774	
0.033	
0.033	
9.584	8.82	5.310	..	5.310	Canadian Aid		..	
389.784	324.07	86.413	8.050	78.363				

Serial No.	Name of the scheme	Status of the Scheme	Estimated cost	Estimated expenditure during third plan	4th Plan allocation
1	2	3	4	5	6
	Tongi-Tangail <i>via</i> Mirzapur	Approved	--	--	--
	Tongi-Savar-Manikganj	Do.	--	--	--
	Siddhirganj-Demra	Do.	--	...	--
	Kaliganj-Narsingdi-Bhairabbazar	Do.	--	...	--
	Narsingdi-Madhabdi-Tarabobazar	Do.	--	..	--
	H.T. Distribution at Narayanganj	Do.	--	--	--
	Supply of Power to Machine Tools Factory at Joydevpur.	Do.	--
	Bhairabbazar-Bajitpur-Kishoreganj	Do.
	Mymensingh-Gouripur-Netrokona	Do.
	Mymensingh-Gaffargaon	Do.
	Mymensingh-Jamalpur	Do.	--
	Jessore-Satkhira	Do.	..	--	--
	Jessore-Narail	Do.	--	...	--
	Satkhira-Parulia-Kaliganj	Do.	--	..	--
	Bagerhat-Morelganj	Do.	--	...	--
	Barisal-Chakhar-Sarupkati	Do.	--	--	--
	Kalurghat-Dohazari-Banderban	Do.
	Hathazari-Rangamati	Do.
	Kaptai-Madanhat	Do.	--
	Dohazari-Satkania-Harbang	Do.	--
	Power Supply to Rayon Plant at Chandraghona	Do.	--
	Solashahar-Hathazari	Do.	--
	Re-organisation of 11 KV System at Kalurghat Industrial Area.	Do.	--
	Re-organisation of 11 KV System at Fouzdarhat Industrial Area.	Do.
	Re-organisation of 11 KV System at Solashahar Industrial Area.	Do.
	Lalmaj-Daulatganj	Do.
	Ashuganj-Comilla-Brahmanbaria	Do.


Serial No.	Name of the scheme	Status of the Scheme	Estimated cost	Estimated expenditure during third plan	4th Plan allocation
1	2	3	4	5	6
C. DISTRIBUTION—contd.					
	Feni Sitakunda-Barbakund	Approved.
	Comilla-Daudkandi	Do.
	Daulatganj-Choumuhani-Feni	Do.
	Re-organisation of H.T. Distribution at Chandpur	Do.
	Chandpur-Matlabazar	Do.
	Comilla-Muradnagar-Bancharampur	Do.
	Comilla-Choudhagram	Do.
	Chandpur-Lakshmipur-Chaumohani	Do.
	Sreemangal-Ajmeriganj	Do.
	Shaistaganj-Brahmanbaria	Do.
	Sreemangal-Moulvibazar-Kulaura	Do.
	Kulaura-Juri-Latu	Do.
	Kulaura-Fenchuganj-Chattak	Do.
	Barisal-Madaripur	Do.
	Barisal-Jhalakati-Patuakhali	Do.
	Rajbari-Faridpur	Do.
	Jhenaidah-Magura	Do.
	Jessore-Kaliganj-Jhenaidah	Do.
	Nawabganj-Shibganj	Do.
	Rajshahi-Chapai Nawabganj-Amnura	Do.
	Sherpur-Bogra	Do.
	Rangpur-Lalmonirhat-Kurigram	Do.
	Rangpur-Polashbari-Gaibandha	Do.
	Rangpur-Ulipur-Chilmari... .. .	Do.
	Ishurdi-Natore-Atrai	Do.
	Ishurdi-Sardah-Natore	Do.
	Pabna-Nagorebari	Do.
	Ullapara-Shahjadpur-Bera-Nagarbari	Do.
	Palashbari-Hilli-Parbatipur	Do.

Serial No.	Name of the scheme	Status of the Scheme	Estimated cost	Estimated expenditure during third plan	4th Plan allocation
1	2	3	4	5	6
C. Distribution—Contd.					
2.	Setting up of New Electric Supply and System Extension and Consumers Services (11 KV and 400 volts—1,700 miles).	Approved
	(A) New Electric Supplies :				
	Santahar Electric Supply	Do.	1.530	0.463	1.060
	Khepupara Electric Supply	Do.	0.390	0.310	0.310
			U/R.		
	(B) System Extension and Consumers Services ..	Do.	14.650	1.752	11.680
			U/R.		
	(C) 17-Nos. Secondary Distribution Lines of 11 KV and 400 volts.	Do.	77.270	0.898	74.140
	South of Dacca District Secondary Distribution	Do.
	North of Dacca District Secondary Distribution ..	Do.
	Barisal District Secondary Distribution ..	Do.
	Rajshahi District Secondary Distribution ..	Do.
	Khulna District Secondary Distribution ..	Do.
	Comilla District Secondary Distribution ..	Do.
	Noakhali District Secondary Distribution ..	Do.
	Rangpur District Secondary Distribution ..	Do.
	Kushtia District Secondary Distribution ...	Do.
	Sylhet District Secondary Distribution ...	Do.
	Bogra District Secondary Distribution ..	Do.
	Chittagong District Secondary Distribution ..	Do.
	Jessore District Secondary Distribution ..	Do.
	Faridpur District Secondary Distribution ..	Do.
	Pabna District Secondary Distribution ...	Do.
	Dinajpur District Secondary Distribution ...	Do.
	Mymensingh District Secondary Distribution ..	Do.
3.	Acquisition and/or improvement and supply of power to small undertakings.	Do.	58.340
	Barisal Electric Supply	Do.

Serial No.	Name of the scheme	Status of the Scheme	Estimated cost	Estimated expenditure during third plan	4th Plan allocation
1	2	3	4	5	6
C. Distribution—Contd.					
4.	Secondary Transmission and Distribution 33 KV and under 33 KV.	Un-approved	8.680
D. Miscellaneous					
1.	Central Storage Project	Approved	3.000	2.742	0.860
			U/R.		
	Total Non-Aided (On-going) ..				
	Total (On-going) ..				
AIDED—NEW :					
A. Generation—None.					
B. Transmission—None.					
C. Distribution					
1.	Power Distribution in Dacca and Greater Dacca Area	Recommended by P.P.A.	315.328	..	260.000
2.	Power Distribution in Chittagong and Greater Chittagong Area.	Approved	169.170	..	120.000
3.	Power Distribution System for Ashuganj Area ..	Do.
4.	Power Supply to Irrigation Projects of EPWAPDA ..	Do.	165.000	..	82.000
5.	Power Supply to tea Gardens	Do.	95.000	..	20.000
6.	Power Supply to EPADC Irrigation Projects ..	Do.	150.000	..	30.000
D. Miscellaneous					
1.	Engineering Services for Electric Power Distribution System in East Pakistan.	Do.	9.370	..	9.370
2.	Replacement for damaged facilities caused due to various actions.	Do.
	Total Aided (New) ..				
NON-AIDED—NEW					
A. Generation—None.					
B. Transmission—None.					
C. Distribution—None.					
D. Miscellaneous—None.					
	Total Non-Aided (New) ..				
	Total (New) ..				
GRAND TOTAL (Power)					

(Rupees in million)

Revised estimate for 1970-71	Provision for 1971-72	Foreign Exchange required for 1971-72			Source of Foreign Aid	Expenditure during subsequent years		
		Total	Own resources	Foreign Aid		1972-73	1973-74	1974-75
7	8	9	10	11	12	13	14	15
..	0.28
0.638
116.171	97.57	16.500	..	16.500				
505.955	421.64	102.913	8.050	94.863				
3.072	5.40	1.000	..	1.000	US AID	306.836		
1.773	6.10	2.000	..	2.000	Do.	161.287		
..	1.21	0.365	..	0.365		
..	1.25	1.000	..	1.000	..	163.75		
..	0.38	0.300	..	0.300	..	94.62		
..	0.61	0.500	..	0.500	..	149.39		
..	1.61	0.700	..	0.700	..	7.760		
..	11.20	5.000	..	5.000		
4.845	27.76	10.865	..	10.865				
..		
4.845	27.76	10.865	..	10.865				
510.800	449.40	113.778	8.050	105.728				



**INDUSTRY
SUMMARY**

(Rupees in million)

Name of the Sub-Sector*	Revised estimate for 1970-71	Provision for 1971-72			Foreign Exchange required for 1971-72		
		Total	On-going	New	Total	Own resources	Project Aid
1	2	3	4	5	6	7	8
(a) EPIDC	288.940	182.870	182.870	..	78.500	36.480	42.020
(b) EPFIDC	23.900	37.990	37.990	..	14.500	2.450	12.050
(c) EPSIC	7.050	8.550	8.390	0.160	0.110	0.110	..
Total	319.890	229.410	229.250	0.160	93.110	39.040	54.070

*Industrial Estates of DIT, CDA and KDA are shown under PPH Sector.

Serial No.	Name of the scheme	Status of the Scheme	Estimated cost	Estimated Expenditure during Third Plan	Fourth Plan allocation
1	2	3	4	5	6
EAST PAKISTAN INDUSTRIAL DEVELOPMENT CORPORATION :					
On-going					
1.	TSP Complex	Approved	106.70	106.37	66.76
		Un-Approved	173.12		
2.	Urea Fertilizer Factory	Approved	266.97	237.49	95.69
3.	North Bengal Paper Mills	Revised PCI is under submission.	78.01 121.53	118.15	14.49
4.	Rajshahi Jute Mills	Approved	19.80	8.92	9.37
5.	Mymensingh Jute Mills	Do.	38.80	18.66	17.58
6.	Eastern Cables	Do.	30.79	34.00	1.55
7.	Chittagong Cement Factory	Do.	47.24	35.55	14.92
8.	Dry Dock, Narayanganj	Do.	13.20	5.92	6.18
9.	General Electric Manufacturing Plant	Do.	219.54	7.36	212.08
10.	Streptomycine Plant	Do.	45.76	14.66	30.01
11.	Chittagong Dry Dock	Do.	64.63	40.13	108.04
12.	Khulna Hard Board Mills	Original Approved	16.12		
		UR.			
13.	East Pakistan Machine Tools Factory	Approved	180.96	104.88	266.75
14.	CIBA EPIDC Pesticides	Do.	34.67	0.20	25.62
15.	Faridpur Sugar Mills	Do.	28.10	13.61	14.49
16.	Pakistan Diesel Plant	Do.	19.62	18.98	3.08
17.	Purabi Textile	Recommended by PPA	76.60		62.50
18.	EPIDC Jute Mills Nos. 13 to 16	Approved	88.00	1.85	50.05
19.	Bannani Jute Mills	UR.	7.00	0.15	6.85
20.	Industrial Chemical Complex	Recommended	1,014.18	2.00	700.00
21.	Approved Feasibility Studies		8.35	0.45	16.00
TOTAL (EPIDC)					

U.R.—Under Revision

(Rupees in million)

Revised estimate for 1970-71	Provision for 1971-72	Foreign Exchange required for 1971-72			Source of Foreign Aid	Expenditure during subsequent years		
		Total	Own resources	Foreign Aid		1972-73	1973-74	1974-75
7	8	9	10	11	12	13	14	15
46.89	33.20	18.00	11.58	6.42	Japan (Export credit)		0.20	
56.20	10.70	7.13	7.13	..	Yen Credit		..	
11.97	4.83	3.02	3.02	..	German Credit		0.07	
3.23	1.71		6.05	
10.00	4.28	1.25	..	1.25	..		6.14	
2.20	5.35	
19.22	8.13	3.29	2.95	0.34	
1.00	0.11		6.18	
49.20	57.50	29.95	8.40	21.55	U.S.S.R.		109.28	
7.26	9.63	2.85	0.30	2.55	French Credit		14.34	
26.51	23.50	10.47	2.00	8.47	Yugoslav credit		..	
..	1.54	1.44	..	1.44	
34.75	17.10	1.00	1.00	..	UK/French/Swiss/ Italy/Germany.		35.33	
1.00	1.61	Swiss credit		31.97	
0.90	1.07	N.I. Bank		12.59	
3.38	1.07	
1.00	0.05		75.55	
0.04	0.04		86.07	
0.54	0.01		6.30	
11.75	0.37		1,000.04	
1.90	1.07	0.10	0.10		5.04	
288.940	182.870	78.500	36.480	42.020				

Serial No.	Name of the scheme	Status of the Scheme	Estimated cost	Estimated expenditure during 3th Plan	4th Plan allocation
1	2	3	4	5	6
FILM DEVELOPMENT CORPORATION :					
On-going					
1.	Lumber Processing Complex, Kaptai	Approved	8.40	8.68	0.83
2.	Expansion of FIDC Wood Treating and Seasoning Units at Chittagong	Do.	8.39	5.41	2.98
3.	Factory for Manufacture of Decorative sliced Veneer.	O. Approved	1.90		
		R. Un-approved	4.98	1.59	3.40
4.	Sylhet Pulp and Paper Mill	Do.	117.90	26.93	112.57
Total (F.D.C.)					
EAST PAKISTAN SMALL INDUSTRIES CORPORATION :					
On-going					
1.	Industrial Estate, Bogra	Original Approved	0.39	0.54	0.64
		Revised Un-approved	1.05		
2.	Industrial Estate, Tongi	Do.	4.38	3.45	4.63
			8.08		
3.	Industrial Estate, Khulna	Approved in principle.	1.75	0.89	1.86
			2.75		
4.	Industrial Estate, Comilla	Original Approved	3.72	3.72	1.28
		Revised Un-approved	4.99		
5.	Industrial Estate, Sylhet	Do.	0.85	1.03	0.96
			1.81		
6.	Industrial Estate, Pabna	Do.	3.72	3.72	2.28
			6.00		
7.	Industrial Estate, Sholashahar and Kalurghat	Do.	1.12	0.91	2.09
			2.90		
8.	EPSIC Administration	*Approved	12.70		12.70
9.	Small Industries Advisory Service	Original Approved	7.37		7.70
		Revised Un-approved			
10.	Design Centre	Do.	3.60		2.59
11.	Sales and Display Centre	Do.	1.17	0.85	0.46
Total (On-going)					

Note—(1) Possible import and disbursement of KFW loan, German and Austrian Credit for Sylhet Pulp

*Approved at a cost of Rs. 2.336 million for 1970-71.

(R rupees in million)

Revised estimate for 1970-71	Provision for 1971-72	Foreign Exchange required for 1971-72			Source of Foreign Aid	Expenditure during subsequent years		
		Total	Own resources	Foreign Aid		1972-73	1973-74	1974-75
7	8	9	10	11	12	13	14	15
0.50	0.02		0.31	
2.65	0.35	
2.25	1.02	0.05	..	0.05	Polish Credit		0.02	
18.50	36.60	14.45	2.45	12.00 (Note-1)	KFW Loan West German and Australian Credit.		59.80	
23.90	37.99	14.50	2.45	12.05	..			
0.30	0.14		0.07	
0.71	1.07		2.85	
0.50	0.64		0.72	
0.50	0.53		0.24	
0.27	0.43		0.08	
..	0.53		1.75	
0.55	0.43		1.01	
2.34	2.68		7.68	
1.50	1.07		4.80	
0.28	0.43	0.11	0.11		2.89	
..	0.4	
6.95	8.39	0.11	0.11			

Mill in 1971-72 may be more than Rs. 12.00 million in terms of turn-key contract with suppliers.

Serial No.	Name of the scheme	Status of the Scheme	Estimated cost	Estimated expenditure during 3rd Plan	4th Plan allocation
1	2	3	4	5	6
New Schemes :					
12.	Development of Handloom Industries	Un-approved	9.30	..	9.30
13.	Development of Industries in the rural areas	Do.	6.90	..	6.90
14.	Development of Sericulture	Do.	0.77	..	0.77
15.	Survey of Small Industries	Do.	1.40	..	1.40
	Total (New)	-			
	TOTAL (EPSIC)	-			
	GRAND TOTAL (Industry)	..			

(Rupees in million)

Revised estimate for 1970-71	Provision for 1971-72	Foreign Exchange required for 1971-72			Source of Foreign Aid	Expenditure during subsequent years		
		Total	Own resources	Foreign Aid		1972-73	1973-74	1974-75
7	8	9	10	11	12	13	14	15
..	0.050		9.250	
..	0.050		6.850	
..	0.030		0.740	
0.100	0.030		1.270	
0.100	0.160				
7.050	8.550	0.110	0.110	..				
319.890	229.410	93.110	39.040	54.070				


FUELS AND

Serial No.	Name of the scheme	Status of the Scheme	Estimated cost	Estimated expenditure during 3rd Plan	4th Plan allocation
1	2	3	4	5	6
EPIDC :					
1.	Takerghat Lime Stone Mining	Revised P.C.I. is under Submission.	16.400	13.490	1.500
2.	Jaipurhat Lime stone and Cement Works	Approved	331.750	3.470	200.000
3.	Jamalganj Coal Mines	Recommended by CDWP.	915.440	6.680	25.000
Total (Fuels and Minerals) ..					

MINERALS

(Rupees in million)

Revised estimate for 1970-71	Provision for 1971-72	Foreign Exchange required for 1971-72			Source of Foreign Aid	Expenditure during subsequent years		
		Total	Own resources	Foreign Aid		1972-73	1973-74	1974-75
7	8	9	10	11	12	13	14	15
2.950	1.610	1.300	0.300	1.000	Swiss credit.		..	
4.360	0.660		323.310	
1.000	0.640		907.120	
8.310	2.910	1.300	0.300	1.000				



TRANSPORT AND COMMUNICATIONS

SUMMARY

(Rupees in million)

Serial No.	Name of Sub-Sector	Revised estimate for 1970-71	Provision for 1971-72	Foreign exchange required for 1971-72		
				Total	Own resources	Foreign Aid
1	2	3	4	5	6	7
(i)	Roads	74.20	53.50	18.52	0.20	18.32
(ii)	Pakistan Eastern Railway (P.E.R.).	43.00	55.64	18.75	0.75	18.00
(iii)	East Pakistan Inland Water Transports Authority (E.P.I.W.T.A).	25.20	19.26	2.10	0.60	1.50
(iv)	East Pakistan Shipping Corporation (E.P.S.C.),	6.70	6.42	2.00	..	2.00
(v)	East Pakistan Road Transport Corporation (E.P.R.T.C.).	28.60	5.35	1.50	..	1.50
Total (Transport and Communications)		177.70	140.17	42.87	1.55	41.32

Serial No.	Name of the scheme	Status of the Scheme	Estimated cost	Estimated expenditure during third Plan	4th Plan allocation
1	2	3	4	5	6
(I) ROADS :					
On-going Schemes :					
1.	Goalundo-Rajbari-Faridpur Magura Road Approved	30.63	2.09	..
2.	Highway Workshop Do.	2.10	0.90	..
3.	Road Research Laboratory Do.	4.94	2.95	..
4.	Widening Dacca-Chittagong Trunk Road Do.	33.40	25.21	..
5.	Sheolock-Bardarban-Chimbul Road Do.	54.51	5.04	..
6.	Planning and Surveying and Design Do.	4.99	3.25	..
7.	Dhamrai-Nayarhat-Kaliakoir Road Do.	3.60	4.65	..
8.	Dacca-Chittagong-cum-Narayanganj Highway	.. Do.	231.07	65.07	..
9.	Dacca -Joydevpur-Aricha—				
	(a) Highway	} Do.	172.404	110.06	..
	(b) Raising low portion between Mirpur and Savar				
10.	Bhanga-Madaripur Road Do.	13.32	2.55	..
11.	Begumganj-Sonaimuri-Ramganj Road Do.	10.55	5.73	..
12.	Bahadurabad-Jamalpur-Mymensingh-Kishoreganj-Bhair-abbazar Road.	.. Do.	53.00	16.85	..
13.	Joydevpur-Trisal with link to Rajendrapur Do.	40.12	3.70	..
14.	Sylhet-Sunamganj-Takerghat Road Do.	72.69	8.22	..
15.	Kaliganj-Jibannagar-Chuadanga-Daasrna Road	.. Do.	38.27	12.78	..
16.	Khulna-Chuknagar Road Do.	10.15	0.60	..
17.	Dacca-Sylhet-cum-Comilla Road Do.	170.00	5.60	..
18.	Rangpur-Kurigram Road Do.	36.06	2.40	..
19.	Hajiganj-Illiotganj-Road (Mudaffarganj-Chandian-Debidwar).	.. Do.	24.49	0.56	..
20.	1st phase work on abandoned Dacca Railway Truck Do.	2.68	0.50	..
21.	Serajganj-Haticumrule Road Do.	4.961
22.	Up-grading of Dacca -Narayanganj Road Do.	4.07
23.	Bogra-Natore Road Do.	21.00	14.58	..
24.	Begumganj-Mudaffarganj Road Do.	16.90	0.065	..
25.	Moulvi Bazar-Kulaura-Juri Road Do.	17.33	0.10	..
	Total (Roads)			

COMMUNICATIONS

(Rupees in million)

Revised estimate for 1970-71	Provision for 1971-72	Foreign Exchange required for 1971-72			Source of Foreign Aid	Expenditure during subsequent years		
		Total	Own resource	Foreign Aid		1972-73	1973-74	1974-75
7	8	9	10	11	12	13	14	15
0.30	0.27		4.61	
..	0.11	
0.40	0.32	
3.20	0.64	0.10	9.10	
1.20	0.21		46.93	
0.45	0.32		0.97	
0.50	0.21	
23.64	38.57	14.57	..	14.57	..		100.39	
17.99	8.77	3.75	..	3.75	..		32.91	
0.10	0.11	
1.50	0.21		2.74	
1.30	0.43		32.12	
1.00	0.43		34.99	
1.50	0.43		62.54	
1.20	0.54	0.10	0.10		23.75	
0.70	0.21		8.64	
1.60	0.32		162.48	
0.50	0.11		33.05	
..	0.11		23.82	
0.10	0.11		1.97	
0.50	0.21	
0.50	0.11		3.46	
1.20	0.43		4.01	
..	0.11		6.73	
0.25	0.21		6.77	
59.63	53.50	18.52	0.20	18.32	..			

Serial No.	Name of the scheme	Status of the Scheme	Estimated cost	Estimated expenditure during third Plan	4th Plan allocation
1	2	3	4	5	6
(II) PAKISTAN EASTERN RAILWAY :					
On-going :					
1.	Rolling Stock	Approved	668.12	433.61	231.69
2.	Bridge works	Do.	21.98	6.89	16.92
3.	Plant and Machinery	Do.	24.41	3.61	6.39
4.	Rehabilitation of Track	Do.	153.81	44.15	31.85
5.	Engineering and other structural works including Dacca Realignment.	Do.	187.10	240.35	92.96
6.	Khulna-Mongla Railway	Do.	5.50	3.19	70.00
7.	New Constructions	Do.	68.70	42.95	6.13
8.	Doubling of Truck	Do.	90.00	48.38	61.62
9.	Faridpur-Barisal Railway	Do.	74.24	14.32	112.74
10.	Conversion of Rupsa East Bagerhat	Do.	5.66	8.40	2.64
11.	Remodelling of loco shed at Parbatipur	Do.	2.50	2.49	0.07
12.	Ruhea-Panchagarh Railway	Do.	4.33	5.41	2.59
Total (Pakistan Eastern Railway)					
(III) EAST PAKISTAN INLAND WATER TRANSPORT AUTHORITY :					
On-going :					
1.	Development of Inland River Ports of Dacca, Narayanganj, Chandpur, Barisal and Khulna (Phase I).	Do.	19.41	30.11	..
2.	Provision for port facilities in Coastal Islands	Do.	4.95	4.61	1.00
3.	Provision for 14 Terminals for ferries and other crafts.	Do.	4.80	6.86	0.10
4.	Provision for repair workshop at Barisal	Do.	13.00	17.50	5.03
5.	Provision for IWTA Dredgers	Do.	8.78	..	8.78
6.	Provision for river craft design centre	Do.	1.32	..	1.50
7.	Mongla-Ghasiakhali Canal	Do.	23.85	6.10	26.47
8.	Mechanisation of small boats by use of outboard marine engines.	Do.	1.76	..	1.76

(Rupees in million)

Revised estimate for 1970-71	Provision for 1971-72	Foreign Exchange required for 1971-72			Source of Foreign Aid	Expenditure during subsequent years		
		Total	Own resources	Foreign Aid		1972-73	1973-74	1974-75
7	8	9	10	11	12	13	14	15
20.65	32.10	12.50	0.50	12.00	U. K., German, Turkish, Japan and Romania credit.		..	
0.25	2.35	2.00	..	2.00	U. K. Credit.		9.46	
1.10	1.81		9.37	
1.90	10.70	4.25	0.25	4.00	CIDA, Canada.		19.93	
12.70	5.35	
1.00	0.54		0.77	
1.00	0.54		9.09	
1.50	1.07		17.12	
1.00	0.54		57.09	
0.50	0.11	
0.50	0.21	
0.20	0.32	
42.30	55.64	18.75	0.75	18.00			122.83	
0.70	0.15	
0.62	0.21		0.34	
0.20	0.21	
0.60	0.64	0.30	..	0.30	K.F.W.		..	
0.65	0.64	0.40	..	0.40	N.I. Bank		7.49	
..	0.21	0.10	..	0.10	Dutch Technical Assistance		1.11	
5.45	4.28	0.30	..	0.30	U.S. AID.		8.02	
0.10	0.75	0.60	0.60	..	9th Yen credit.		0.91	

Serial No.	Name of the scheme	Status of the Scheme	Estimated cost	Estimated expenditure during third Plan	4th Plan allocation
1	2	3	4	5	6
9.	Development of Government Jetty at Pagla	Approved	0.46	0.31	
10.	Construction of market and landing facilities for the rehabilitation of displaced Hawkers at Sadarghat, Dacca.	Do.	3.16	...	3.16
11.	Development of Ferries at Rupsa	Un-approved	2.50	0.07	1.90
12.	Hydrographic Survey of Rivers of East Pakistan (1969-74).	Do.	10.30	10.20	1.20
13.	Training Centre for masters, serangs and Deckhands for IWT in East Pakistan.	Approved	4.92	0.48	4.90
14.	Development of Patuakhali Port	Do.	1.46	0.01	1.46
15.	Survey, investigation and studies in connection with the improvement of waterways and inland ports in East Pakistan (1969—74).	Do.	4.09	0.48	3.18
16.	Re-excavation of—				
	(i) Kirtinasha	Do.	3.01	2.57	1.74
	(ii) Taltala	Do.	1.56	1.32	2.50
	(iii) Kashipur	Do.	0.36	0.02	0.40
17.	Development of 40 launch landing stations	Do.	4.95	...	4.00
	Total (On-going)				
New Schemes					
1.	Maintenance Dredging, 1971—75	Un-approved	10.00	..	10.00
2.	Headquarter administration 1971-72 and 1972-73	Do.	4.90	..	12.50
3.	Development of major inland river ports of Khulna (Phase II).	Do.	21.69	..	21.70
4.	Feasibility study of Lakhya Basin	Approved	2.81	..	2.81
5.	Feasibility study of Bhairab Basin	Do.	2.92	..	3.00
6.	Development of Shahjadpur Port	Un-approved	20.00	..	20.00
7.	Facilities for food handling at 10 places	Do.	2.80	..	2.80
	Total (New)				
TOTAL (E.P.I.W.T.A.)..					

(Rupees in million)

Revised estimate for 1970-71	Provision for 1971-72	Foreign Exchange required for 1971-72			Source of Foreign Aid	Expenditure during subsequent years		
		Total	Own resources	Foreign Aid		1972-73	1973-74	1974-75
7	8	9	10	11	12	13	14	15
0.15	0.01	—	—	—	—	—	—	—
0.30	0.27	—	—	—	—	—	2.59	—
0.40	0.22	—	—	—	—	—	1.81	—
1.65	1.61	—	—	—	I BRD credit.	—	6.84	—
1.20	1.07	0.20	—	0.20	UNDP.	—	2.17	—
0.30	0.22	—	—	—	—	—	0.93	—
0.70	0.64	—	—	—	—	—	2.27	—
0.20	0.32	—	—	—	—	—	0.50	—
..	
1.50	1.28	—	—	—	—	—	2.17	—
14.72	12.73	1.90	0.60	1.30				
..	2.68	7.32	..
—	2.61	2.22	..
0.10	0.32	21.27	..
0.10	0.21	0.10	..	0.10	..	}	5.21	..
..	0.21	0.10	..	0.10
0.10	0.11	19.79	..
..	0.32	2.48	..
0.30	6.53	0.20	..	0.20				
14.92	19.26	2.10	0.60	1.50				

Serial No.	Name of the scheme	Status of the Scheme	Estimated cost	Estimated expenditure during third Plan	4th Plan allocation
1	2	3	4	5	6

IV. EAST PAKISTAN SHIPPING CORPORATION :

On-going Schemes :

1.	Acquisition of 2 Nos. Second Hand Dry Cargo Coasters Phase I.	Approved	4.30	Nil	4.30
2.	Acquisition of 2 Nos. Dry Cargo Coasters—Phase II...	Do.	4.30	--	4.30
3.	Acquisition of 1 No. Dry Cargo Coaster—Phase III	Do.	2.15	--	2.15
4.	Acquisition of 3 Nos. Tugs	Unapproved	2.40	--	4.00
5.	Acquisition of 12 Nos. Barges	Do.	2.70	--	4.00
	Total (On-going)	--			

New Schemes

1.	Acquisition of 3 Nos. Vehicular-cum-Passenger Ferries.	Un-approved	3.45
----	--	-------------	------	-----	----

TOTAL (E.P.S.C.) --

V. EAST PAKISTAN ROAD TRANSPORT CORPORATION :

New Scheme :

1.	Schemes for acquisition of 200 buses for EPRTC—100 buses in replacement of old fleet in Dacca city and adjoining areas and 100 buses for introducing new services in Rajshahi and Khulna towns and their adjoining areas.	Un-approved	21.22	Nil	21.22
----	---	-------------	-------	-----	-------

Total (E.P.R.T.C.) --

GRAND TOTAL (Transport and Communication) ...

(Rupees in million)

Revised estimate for 1970-71	Provision for 1971-72	Foreign Exchange required for 1971-72			Source of Foreign Aid	Expenditure during subsequent years		
		Total	Own resources	Foreign Aid		1972-73	1973-74	1974-75
7	8	9	10	11	12	13	14	15
1.30	0.91	0.85	—	0.85	Dutch credit		2.09	
1.30	0.91	0.85	—	0.85	Do.		2.09	
0.77	0.32	0.30	—	0.30	..		1.06	
1.10	1.39	..	—		0.91	
1.33	1.47	..	—		0.90	
5.80	5.00	2.00	..	2.00				
..	1.42		2.03	
5.80	6.42	2.00	..	2.00				
Nil	5.35	1.50	..	1.50	Italy		16.22	
—	5.35	1.50	..	1.50				
177.700	140.170	42.870	1.550	41.320				

PHYSICAL PLANNING AND HOUSING
SUMMARY

Sl. No.	Name of the Sub-Sector	Total Estimated cost	Expenditure during 3rd Plan	4th Plan allocation
1	2	3	4	5
I. Basic Development :				
(a)	Urban Development Directorate	12.00	3.270	10.000
(b)	Building Reserach Institute	12.00	7.860	4.140
II. Housing :				
(a)	Low Income Housing . .	392.948	100.580	83.459
(b)	Public Servants Housing	145.723	31.150	55.467
(c)	Rural Housing (CARE) Programme	12.820	..	12.820
(d) Ancillary Housing :				
(i)	Town Planning	39.820	3.300	5.280
(ii)	Karnafully Rehabilitation	10.800	5.089	5.707
III. Government Offices and Buildings :		255.573	82.460	108.008
Sub-Total				
IV. Community Service and Utilities :				
(a)	Dacca WASA	151.200	67.296	175.000
(b)	Chittagong WASA	109.400	39.250	55.210
(c)	Public Health Engineering	179.208	59.691	120.292
(d)	Fire Services	47.833	16.080	31.643
V. Aid to local Bodies :				
(a)	D.I.T.	628.676	55.390	308.650
(b)	C.D.A.	193.769	55.281	100.928
(c)	K.D.A.	31.210	16.220	42.290
Sub-Total				
GRAND TOTAL (Physical Planning and Housing)				

*This allacations for D.I.T/C.D.A/K.D.A, a.so include the allocations for industrial Projects of these three Urban Development Authorities.

(Rs. in Million)

Revised estimates for 1970-71	Provision for 1971-72			Foreign exchange requirement for 1971-72		
	Total	On-going	New	Total	Own resources	Foreign Aid
6	7	8	9	10	11	12
1.500	1.605	1.605	..	0.420	0.020	0.400
1.000	0.535	0.535	..	0.050	0.050	—
3.200	2.140	2.140
7.896	5.350	5.350	..	1.101	1.101	..
2.000	1.070	1.070
0.782	0.535	0.535	..	0.107	0.107	..
1.000	0.535	0.535
12.873	4.280	4.280	..	0.827	0.827	..
30.251	16.050	16.050	..	2.505	2.105	0.400
39.200	19.260	19.260	..	7.320	0.320	7.000
12.000	9.630	9.630	..	3.500	..	3.500
8.100	19.260	18.725	0.535	2.300	1.000	1.300
3.721	2.461	1.766	0.695	0.800	0.800	..
31.900	*16.030	16.030	..	1.740	1.740	..
20.259	*9.090	9.079	0.011	0.299	0.299	..
9.000	*7.169	7.169	..	0.250	0.250	..
124.180	82.900	81.659	1.241	16.209	4.409	11.800
154.431	98.950	97.709	1.241	18.714	6.514	12.200

PHYSICAL PLANNING

Serial No.	Name of the scheme	Status of the Scheme	Estimated cost	Estimated expenditure during third Plan	4th Plan allocation
1	2	3	4	5	6
I. BASIC DEVELOPMENT:					
On-going					
1.	Location and Planning of cities in East Pakistan (On-going Town and Country Planning Scheme.)	Approved	12.000	3.270	10.000
	Sub-Total				
2.	Establishment of Building Research Institute ..	Do.	12.000	7.860	4.140
	Total (Basic Development) ..				
	(A) Urban Planning, Urban Development Directorate.				
	(B) UNDP-PAK-25 Project, Urban Development Directorate.				
II. HOUSING 1 (a) LOW INCOME HOUSING :					
On-going Scheme					
1.	Development of urban land and construction of public housing including refugee housing at Dacca 1st phase.	Recommend- ed (by CDWP)	143.100	26.662	27.556
2.	Development of urban land and construction of public housing including refugee housing at Chittagong.	Do.	55.500	11.217	5.700
3.	Development of urban land and construction of public housing including refugee housing at Khulna.	Do.	35.300	5.845	5.750
4.	Development of urban land and construction of public housing including refugee housing at Dinajpur.	Approved	20.100	6.348	1.664
5.	Development of urban land and construction of public housing including refugee housing at Rajshahi.	Recommend- ed (by CDWP)	16.448	7.170	3.251
6.	Development of urban land and construction of public housing including refugee housing at Kushtia.	Do.	16.350	5.584	3.813
7.	Development of urban land and construction of public housing including refugee housing at Jessore.	Do.	20.368	8.767	2.558
8.	Development of urban land and construction of public housing including refugee housing at Mymensingh.	Do.	6.080	1.947	0.077
9.	Development of urban land and construction of public housing including refugee housing at Comila.	Do.	7.145	2.061	1.016
10.	Development of urban land and construction of public housing including refugee housing at Parbatipur.	Recommend- ed (by CDWP)	9.500	1.607	5.968
11.	Development of urban land and construction of public housing including refugee housing at Ishurdi.	Approved	1.000	0.170	0.090
12.	Development of urban land and construction of public housing including refugee housing of Santahar.	Do.	1.000	0.141	0.15

AND HOUSING

(Rupees in million)

Revised estimate for 1970-71	Provision for 1971-72	Foreign Exchange required for 1971-72			Source of Foreign Aid	Expenditure during subsequent years		
		Total	Own resources	Foreign Aid		1972-73	1973-74	1974-75
7	8	9	10	11	12	13	14	15
1.500 (A)	0.588	0.010	0.010
(B)	1.017	3.410	0.010	0.400	UNDP	..	7.00	..
1.500	1.605	0.420	0.020	0.400
1.000	0.535	0.050	0.050	2.64	..
2.500	2.140	0.470	0.070	0.400
0.300	0.321
0.450	0.267
0.300	0.214
0.040	0.107
0.250	0.160
0.100	0.054
0.275	0.054
0.050	0.054
0.025	0.054
0.005	0.054
0.0005	0.001
0.0005	0.001

Serial No.	Name of the scheme.	Status of the Scheme	Estimated cost	Estimated expenditure during 3th Plan	4th Plan allocation
1	2	3	4	5	6
13.	Development of urban land and construction of public housing including refugee housing of Dacca 2nd phase.	Recommended (by CDWP)	39.100	22.661	4.300
14.	Development of plot and construction of public housing including refugee housing at Bogra.	Approved	4.900	0.300	4.600
15.	Development of plot and construction of public housing including refugee housing at Sylhet.	Recommended (by PPA)	15.500	0.100	15.400
16.	Fish and vegetable market at Mohammadpur	Approved	1.557	..	1.557

GRAND TOTAL (Low Income Housing) ..

(b) PUBLIC SERVANTS HOUSING :

On-going

1.	Staff quarters at Dacca	Approved	14.200	0.360	1.440
2.	Development of Cox's Bazar, Chittagong	Do.	6.760	1.400	0.050
3.	Staff quarters in 8 District Headquarters	Do.	16.650	3.910	0.100
4.	Staff quarters in remaining District and Sub-divisional Headquarters.	Do.	30.000	14.120	3.000
5.	New Government House at Dacca	Do.	5.300	0.590	1.010
6.	Staff quarters at Dacca—				
	(a) 132 A-Type Quarters	Do.	2.330	0.370	0.100
	(b) 72 B-Type Flats	Do.	1.479	1.160	0.010
7.	New Circuit House	Do.	3.089	2.280	0.010
8.	Construction of Building for Residents of Plassey and Nilkhet Barracks in connection with transfer of land to Dacca University and Engineering University.	Do.	29.260	1.490	25.570
9.	Furniture and furnishing of New Government House at Dacca.	Do.	1.500	1.620	0.030
10.	Construction of New Government House at Rajshahi.	Do.	1.680	1.290	0.390
11.	Construction of Police Line at Jessore	Do.	1.740	0.550	1.190
12.	Construction of Bungalow for D.C., Kushtia	Do.	0.190	0.099	1.100
13.	Construction of Barracks for Head Constable in the Police Line at Faridpur.	Do.	0.630	0.600	0.030
14.	Development of Ramna Park	Do.	1.470	0.350	1.130
15.	Construction of Munsiff's Quarters at Hatiya	Do.	0.080	0.080	0.010

(Rupees in million)

Revised estimate for 1970-71	Provision for 1971-72	Foreign Exchange required for 1971-72			Source of Foreign Aid	Expenditure during subsequent years		
		Total	Own resources	Foreign Aid		1972-73	1973-74	1974-75
7	8	9	10	11	12	13	14	15
1.0185	0.610			
0.175	0.072			
0.100	0.063				
0.075	0.054			
3.200	2.140				
1.210	0.008	0.002	0.002			
..	0.008	0.002	0.002			
0.011	0.008	0.002	0.002			
1.114	0.856	0.200	0.200			
..	0.010	0.002	0.002			
..	0.010	0.002	0.002			
..	0.010	0.002	0.002			
0.001	0.005	0.001	0.001			
0.700	0.535	0.100	0.100			
0.011	0.010	0.002	0.002			
..	0.005	0.001	0.001			
0.300	0.214	0.040	0.040			
0.120	0.005	0.001	0.001			
0.010	0.037	0.007	0.007			
0.100	0.107	0.020	0.020			
0.010	0.008	0.002	0.002			

Serial No.	Name of the scheme	Status of the Scheme	Estimated cost	Estimated expenditure during 3th Plan	4th Plan allocation
1	2	3	4	5	6
16.	Residential accommodation for Government Servants at Dacca (purchase of flats from DIT).	Approved	2.478	1.690	0.880
17.	Construction of Circuit House at Khulna	Do.	0.300	0.210	0.090
18.	Construction of Barracks for Constable and Quarters for A.S.I. at Sakuni, Faridpur.	Do.	0.170	0.170	0.110
19.	Construction of Hostel for NIPA, Dacca	Do.	0.290	0.250	0.040
20.	Construction of Government House at Khulna	Do.	1.500	0.100	1.400
21.	Construction of Staff quarters and Dormitory for low-paid Government Employees at Dacca (Class III and IV).	Do.	4.970	1.000	3.970
22.	Extension of Hotel Shahbagh	Do.	2.700	2.860	0.100
23.	V.I.P. Guest House	Do.	1.360	0.820	0.010
24.	Construction of Staff quarters and Dormitory for Low-paid Government Employees at Chittagong.	Do.	4.990	..	4.990
25.	Construction of Staff quarters and Dormitory for Low-paid Government Employees at Rajshahi.	Do.	4.980	--	4.980
26.	Construction of Staff quarters and Dormitory and Low-paid Government Employees at Khulna.	Do.	4.940	--	4.940
27.	Construction of compound wall around the Staff quarters, Green Road, Royerbazar and Jhikatola.	Do.	0.207	--	0.207
28.	Construction of Additional Room in each of the flats for Class IV Employees of East Pakistan Government Press.	Do.	0.780	--	0.780
	Total (On-going)				
(c) RURAL HOUSING :					
On-going					
1.	Self help Cinvaram type low cost housing in disaster prone areas of East Pakistan.	Approved	12.820	--	12.820
(d) ANCILLARY HOUSING SCHEME-- (i) TOWN PLANNING :					
On-going.					
1.	Development of Motijheel Commercial Area, Dacca.	Approved	4.560	0.150	0.240
2.	Development of 200 acres of land at Rajarbagh, Dacca.	Do.	7.420	0.220	0.830
3.	Development of Dhanmondi Residential Area, Dacca.	Do.	5.620	0.830	0.200

(Rupees in million)

Revised estimate for 1970-71	Provision for 1971-72	Foreign Exchange required for 1971-72			Source of Foreign Aid	Expenditure during subsequent years		
		Total	Own resources	Foreign Aid		1972-73	1973-74	1974-75
7	8	9	10	11	12	13	14	15
0.001	0.107	0.020	0.020
..	0.001
0.010	0.010	0.002	0.002
0.005	0.054	0.010	0.010
..	0.005	0.001	0.001
1.093	1.350	0.300	0.300
..	0.001
..	0.010	0.002	0.002
1.150	0.535	0.100	0.100
0.250	0.535	0.100	0.100
0.800	0.801	0.160	0.160
..	0.010	0.002	0.002
..	0.095	0.018	0.018
7.896	5.350	1.101	1.101
2.00	1.070
0.110	0.076	0.016	0.016
0.190	0.107	0.022	0.022
0.100	0.054	0.010	0.010

Serial No.	Name of the scheme	Status of the Scheme	Estimated cost	Estimated expenditure during third Plan	4th Plan allocation
1	2	3	4	5	6
4.	Further Development of Dhanmondi Residential Area, Dacca.	Approved	1.900	0.490	0.860
5.	Development of Tejgaon Industrial Area Dacca. ..	Do.	4.680	0.230	1.030
6.	Development of Residential Area at Chittagong. ..	Do.	2.510	0.170	0.800
7.	Development of Agrabad Area at Chittagong ..	Do.	6.670	0.350	1.000
8.	Development of Industrial Area at Chittagong ..	Do.	4.720	0.600	0.030
9.	Development of Commercial Area at Chittagong (Extension).	Do.	1.740	0.290	0.240
Total (On-going)			..		
(ii) KARNAPHULLY REHABILITATION :					
On-going					
1.	Supplementary Karnaphully Rehabilitaion Scheme	Approved	10.800	5.089	5.707
(III) GOVERNMENT OFFICES AND BUILDINGS :					
On-going					
1.	Extension of Eden Building	Approved	13.540	4.960	0.950
2.	Construction of District Headquarters for Noakhali District at Majjdee (Revised).	Do.	26.610	9.730	12.550
3.	Construction of Sub-divisional Headquarters at Nowabganj.	Do.	2.460	0.800	0.010
4.	Construction of Subdivisional Headquarters of Kuri-gram Sub-division at Kumarpara.	Do.	3.860	0.690	0.010
5.	Construction of Divisional Headquarters at Khulna ..	Approved	2.470	0.630	1.350
		Un-approved	4.790		
6.	Construction of District Headquarters at Tangail.	Approved	17.750	12.940	21.990
		Un-approved	37.600		
7.	Construction of District Headquarters at Patuakhali.	Recommend- ed by CDWP	17.230	9.480	22.760
			34.400		
8.	Construction of Sub-divisional Headquarters at Jhalkati.	Approved	5.920	2.430	6.580
		Un-approved	10.200		

(Rupees in million)

Revised estimate for 1970-71	Provision for 1971-72	Foreign Exchange required for 1971-72			Source of Foreign Aid	Expenditure during subsequent years		
		Total	Own resources	Foreign Aid		1972-73	1973-74	1974-75
7	8	9	10	11	12	13	14	15
0.010	0.010	0.002	0.002
0.160	0.107	0.022	0.022
0.005	0.054	0.010	0.010
0.010	0.107	0.021	0.021
0.010	0.010	0.002	0.002
0.187	0.010	0.002	0.002
0.782	0.535	0.107	0.107
1.000	0.535
0.010	0.002
1.200	0.535	0.107	0.107
..	0.001
0.019	0.001
..	0.002
2.965	0.642	0.128	0.128
3.400	0.642	0.129	0.129
0.680	0.107	0.021	0.021

Serial No.	Name of the scheme	Status of the Scheme	Estimated cost	Estimated expenditure during third Plan	4th Plan allocation
1	2	3	4	5	6
9.	Construction of Sub-divisional Headquarters at Barguna.	Approved	5.920	2.920	6.670
		Un-approved	9.800		
10.	Construction of Provincial Assembly Building and M.P.A.'s Hostel at Dacca (1st Ph.)	Approved	4.590	2.070	3.390
		Un-approved	10.000		
11.	Construction of Buildings and Staff Quarters for GOTA at Dacca.	Approved	2.270	1.250	1.000
12.	Extension of Collectorate Building at Rangpur	Do.	1.170	1.110	0.010
13.	Construction of Thana Building and Staff Quarters at Kathalia, P.S. Bakerganj.	Approved	0.150	0.110	0.150
		Un-approved	.270		
14.	Construction of Thana Building and Staff Quarters at Hizla, P.S. Bakerganj.	Approved	0.280	0.230	0.020
15.	Construction of Thana Building and Staff Quarters at Muladi, P.S. Bakerganj.	Do.	0.340	0.220	0.100
16.	Construction of Thana Building and Staff Quarters at Netrakona, P.S. Mymensingh.	Approved	0.140	0.200	0.010
		Un-approved	0.200		
17.	Construction of Thana Building and Staff Quarters at Mathbaria, P.S. Bakerganj.	Approved	0.130	0.130	0.010
18.	Construction of Thana Building at Wazirpur, P.S. Bakerganj.	Do.	0.230	0.250	0.010
19.	Construction of Thana Building and Staff Quarters at Bamna, P.S. Bakerganj.	Do.	0.270	0.240	0.010
20.	Construction of Thana Building and Staff Quarters at Tajumuddin, P.S. Bakerganj.	Do.	0.250	0.150	0.020
21.	Construction of Sub-divisional Officer's Court at Pirojpur.	Do.	0.950	0.960	0.050
22.	Construction of District Headquarters at Chittagong Hill Tracts.	Do.	2.500	1.930	0.570
23.	Survey of Sub-divisional Headquarters at—				
	(i) Hatiya	Do.	0.130	0.030	0.100
	(ii) Patiya	Do.	0.050	0.010	0.404
24.	Construction of Munsiff's Quarters, Additional Munsiff's Court Building at Satkania in the District of Chittagong.	Do.	0.210	0.230	0.020
25.	Construction of Office Room of the DIG, Prisons, Khulna Division and construction of Staff Quarters at Jessore Jail.	Do.	0.310	0.330	0.010

(Rupees in million)

Revised estimate for 1970-71	Provision for 1971-72	Foreign Exchange required for 1971-72			Source of Foreign Aid	Expenditure during subsequent years		
		Total	Own resource	Foreign Aid		1972-73	1973-74	1974-75
7	8	9	10	11	12	13	14	15
0.650	0.107	0.021	0.021
..	0.002
0.030	0.010	0.002	0.002
0.002	0.005	0.001	0.001
0.005	0.011	0.002	0.002
..	0.003	0.001	0.001
0.005	0.003	0.001	0.001
0.021	0.002
0.008	0.002
0.010	0.002
0.010	0.002
0.020	0.002	-
0.015	0.005	0.001	0.001
0.225	0.396	0.005	0.005
0.050	0.021	0.004	0.004
0.040	0.021	0.004	0.004
0.006	0.004	0.001	0.001
0.020	0.007	0.002	0.002

Serial No.	Name of the scheme:	Status of the Scheme	Estimated cost	Estimated expenditure during third Plan	4th Plan allocation
1	2	3	4	5	6
26.	Construction of Thana Building and Staff Quarters at (i) Mirpur, (ii) Siddirganj, (iii) Tongi.	Un-approved	2.500	0.760	1.740
27.	Extension of Collectorate Building, Comilla ..	Approved	2.070	1.780	0.900
28.	Construction of Sub-divisional Officer's Court Building at Magura.	Do.	0.530	0.460	0.070
29.	Construction of Record Rooms in the District of East Pakistan.	Do.	2.070	0.270	1.630
30.	Extension of Sub-divisional Officer's Court Building at Narail.	Do.	0.550	0.600	0.010
31.	Construction of Police Hospital at Dinajpur	Do.	0.640	0.350	0.290
32.	Construction of 4 Thana Buildings in the District of Noakhali at Hatiya, Company-ganj, Chhagalnaiya and Ramgati.	Do.	1.010	0.650	0.360
33.	Construction of 11 Thana Buildings in the District of Chittagong and one in Khulna District.	Do.	2.590	0.810	1.780
34.	Construction of Bar Library attached to Dacca High Court.	Do.	1.600	1.250	1.040
35.	Providing further amenities in E.P. Secretariat (Extension and Improvement of Mosque).	Do.	0.350	0.350	0.040
36.	Providing further accommodation for newly created C. & B. Offices.	Do.	2.270	0.800	1.470
37.	Construction of C. & B. Godown for storage and other building materials.	Do.	3.900	3.010	0.800
38.	Pilot scheme for introduction of precast and prefabrication structure with ordinary and prestressed reinforcement.	Do.	4.700	3.180	1.520
39.	Establishment of C. & B. Workshop at Dacca and special tools and plants.	Do.	4.600	1.230	3.430
40.	Construction of Godowns for storage of building materials.	Do.	3.700	0.640	3.060
41.	Construction of Planning and Design Office at Dacca for Building Directorate.	Do.	2.170	1.880	0.300
42.	Construction of Out-post at Demra, West Dhanmandi, Tejgaon in Dacca District and Kalurghat at Chittagong.	Do.	2.000	0.150	1.850
43.	Replacement of C.I. sheet roof by R.C.C. roof at Tejgaon Government Press.	Do.	2.410	0.930	1.490
44.	Extension of Kitchen Market at Azimpur	Do.	4.800	0.100	4.700

(Rupees in million)

Revised estimate for 1970-71	Provision for 1971-72	Foreign Exchange required for 1971-72			Source of Foreign Aid	Expenditure during subsequent years		
		Total	Own resource	Foreign Aid		1972-73	1973-74	1974-75
7	8	9	10	11	12	13	14	15
0.030	0.010	0.002	0.002			
0.343	0.022	0.004	0.004			
0.600	0.002			
0.035	0.054	0.010	0.010			
0.010	0.004	0.001	0.001			
0.025	0.002			
0.022	0.015	0.003	0.003			
0.060	0.026	0.005	0.005			
0.050	0.021	0.004	0.004			
0.051	0.017	0.021	0.021			
0.074	0.006	0.001	0.001			
0.020	0.072	0.015	0.015			
0.300	0.107	0.021	0.021			
0.460	0.200	0.040	0.040			
0.190	0.040	0.008	0.008			
0.050	0.005	0.001	0.001			
-	0.019	0.004	0.004			
0.250	0.100	0.020	0.020			
-	0.430	0.086	0.086			

Serial No.	Name of the scheme	Status of the Scheme	Estimated cost	Estimated expenditure during third Plan	4th Plan allocation
1	2	3	4	5	6
45.	Construction of Munsiff's Court and Residence at Cox's Bazar.	Approved	0.230	0.200	0.030
46.	Construction of Buildings at Rajarbagh Police Line, Dacca, for Motor Vehicles and spare parts.	Do.	0.340	0.330	0.010
47.	Construction of Sub-Jail at Nowabganj, Rajshahi ..	Do.	1.690	0.990	0.800
48.	Raising the structure of New Rangamati Town into C. & B. Specification.	Do.	0.300	0.350	0.050
49.	Construction of Sadar Registration Office at—				
	(i) Bogra	Do.	0.291	..	0.280
	(ii) Pabna	Do.	0.233	..	0.200
50.	Construction of Public Hall at Dacca (Survey feasibility and structural design).	Do.	0.780	..	0.350
51.	Establishment of New Sub-divisional Head-quarters at Patiya.	Un-approved	7.500	..	1.500
52.	E.P. Telecommunication (Expansion)	Approved	4.778	..	4.778
	Total (On-going) ..				
DACCA WASA					
On-going					
1.	Dacca Water Supply and Sewerage Project	Approved	151.200	67.296	175.000
	Total ..				
CHITTAGONG WASA :					
On-going					
1.	Chittagong Water Supply Project	Approved	109.400	39.250	55.210
	Total—(Chittagong WASA) ..				
PUBLIC HEALTH ENGINEERING :					
On-going					
1.	Rural Water Supply Scheme (2nd phase)	Approved	46.800	22.280	29.500
2.	Comprehensive Water Supply scheme for 9 Important towns (Revised).	Recommended (by CDWP)	17.200	8.613	0.700
3.	Water Supply Scheme for 21 Municipal towns	Approved	34.500	12.315	11.500

(Rupees in million)

Revised estimate for 1970-71	Provision for 1971-72	Foreign Exchange required for 1971-72			Source of Foreign Aid	Expenditure during subsequent years		
		Total	Own resource	Foreign Aid		1972-73	1973-74	1974-75
7	8	9	10	11	12	13	14	15
0.010	0.020	0.004	0.004	
0.010	0.001	
0.150	0.100	0.020	0.020	
0.030	0.010	0.002	0.002	
0.010	0.001	
0.025	0.001	
0.065	0.200	0.040	0.040	
	0.025	0.005	0.005	
0.612	0.180	0.080	0.080			
12.873	4.280	0.827	0.827	..				
39.200	19.260	7.320	0.320	7.000	I.D.A.		118.000	
39.200	19.260	7.320	0.320	7.000				
12.000	9.630	3.500	..	3.500	IDA		34.210	
12.000	9.630	3.500	..	3.500				
3.800	10.700		13.500	
0.500	0.214	
0.800	2.675	0.500	0.500		7.700	

Serial No.	Name of the scheme	Status of the Scheme	Estimated cost	Estimated expenditure during third Plan	4th Plan allocation
1	2	3	4	5	6
4.	Expansion of DPHE—Creation of Central Technical Circle.	Approved	1.958	0.118	1.840
5.	Khulna Water Supply and Sewerage Scheme (1st phase)	Do.	10.500	2.072	8.500
6.	Rajshahi Water Supply and Sewerage Scheme (1st phase)	Do.	8.500	0.500	8.000
7.	Piped Water Supply for 4 Off-shore Islands	Do.	2.100	0.500	1.600
8.	Pilot Water and Sewerage Project	Do.	1.000	0.500	0.500
9.	Feasibility Studies on Ground Water Exploration and Development.	Do.	2.000	0.732	0.752
10.	Pilot Scheme for Village Sanitation	Do.	4.750	2.861	0.500
11.	Consulting Engg. Services to the DPHE	Do.	9.200	9.200	6.200
Total—(On-going) ..					
New					
1.	Water Supply Scheme for 27 Towns	Recommended (by CDWP)	37.500	—	37.500
2.	Water Pollution Control Scheme	Un-approved	2.000	—	2.000
3.	Augmentation of Water Supply Scheme, Narayanganj.	Do.	8.500	—	8.500
4.	Augmentation of Water Supply Scheme, Comilla ..	Do.	2.700	—	2.700
Total —(New) ..					
GRAND TOTAL (Public Health Engineering)					
DIRECTORATE OF FIRE SERVICES :					
On-going					
1.	Re-organisation of Civil Administration Provision of Administrative and other Accommodation for the Directorate of Fire Services.	Approved	16.363	12.187	4.176
2.	Establishment of New Fire Stations (37) in important places in East Pakistan and Re-organisation of Fire Services.	Do.	22.742	2.288	20.344
3.	Provision for accommodation of Fire Stations (9) Construction of Buildings.	Do.	3.294	0.569	2.725
4.	Construction of Family Quarters for Class III Permanent Fire Fighting Staff.	Do.	4.660	1.036	3.624
Total (On-going) ..					

(Rupees in million)

Revised estimate for 1970-71	Provision for 1971-72	Foreign Exchange required for 1971-72			Source of Foreign Aid	Expenditure during subsequent years		
		Total	Own resources	Foreign Aid		1972-73	1973-74	1974-75
7	8	9	10	11	12	13	14	15
0.050	0.107		1.000	
0.100	1.070	10.200	0.200		7.300	
0.100	0.856	0.200	0.200		7.100	
0.200	0.214		1.100	
0.050	0.107		0.250	
0.100	0.321		0.900	
0.200	0.321		0.300	
2.200	2.140	1.300	..	1.300	AID		4.700	
8.100	18.725	2.200	0.900	1.300				
..	0.214	0.100	0.100		37.300	
..	0.107		1.900	
..	0.107		8.400	
..	0.107		2.600	
..	0.535	0.100	0.100			
8.100	19.260	2.300	1.000	1.300				
1.050	0.535		2.626	
2.150	1.070	0.500	0.500		17.194	
0.300	0.107		2.325	
0.221	0.054		3.384	
3.721	1.766	0.500	0.500			

Serial No.	Name of the scheme	Status of the Scheme	Estimated cost	Estimated expenditure during third Plan	4th Plan allocation
1	2	3	4	5	6
New					
1.	Establishment of New Fire Station at Patuakhali	Un-approved	0.774	..	0.774
Grand Total (On-going and New) ..					
DACCA IMPROVEMENT TRUST :					
On-going					
1.	Development of 1000 acres of land for residential purpose.	Approved	33.000	9.500	35.000
2.	Provision of housing for 5000 displaced families ..	Do.	52.500	2.580	39.520
3.	Filling up of Dholai Khal and Development of adjoining areas.	Do.	6.700	0.980	12.930
4.	North Satellite Town within Greater Dacca	Do.	213.92	14.540	150.130
5.	Construction of an Arterial North South Road	Do.	6.050	0.550	2.340
6.	Widening and Improvement of 12 Major Roads	Do.	40.300	7.290	14.730
7.	Development of 200 acres of land for commercial and Industrial purpose.	Do.	20.800	4.670	9.000
8.	Tongi Industrial Estate	Do.	16.200	9.480	20.000
9.	Reclamation and Development of low lying areas between Dacca-Narayanganj Road and Railway line.	Recommended (by PPA)	230.200	5.800	25.000
Total (Dacca Improvement Trust) ..					
CHITTAGONG DEVELOPMENT AUTHORITY :					
On-going					
1.	Construction of New Road from Saltgola to Patenga Bazar (Revised).	Recommended (by CDWP)	12.823	6.657	7.214
2.	Construction of 2.25 miles New Major Road (Revised)	Approved	11.437	3.050	5.413
3.	Improvement and Widening of Tigerpass Road from Railway over bridge up to the junction of Md. Ali Road and Zakir Hussain Road.	Do.	3.100	2.059	2.525
4.	Construction of link road from river bank to existing D.C. Road on the left bank of River Karnafuli.	Do.	2.956	1.298	1.937
5.	Residential Land Development at Muradpur	Do.	8.388	1.650	11.945
6.	Construction of Road from River Bank to Badalpara on the left bank of river Karnafuli.	Do.	4.484	..	4.484

(Rupees in million)

Revised estimate for 1970-71	Provision for 1971-72	Foreign Exchange required for 1971-72			Source of Foreign Aid	Expenditure during subsequent years		
		Total	Own resources	Foreign Aid		1972-73	1973-74	1974-75
7	8	9	10	11	12	13	14	15
..	0.695	0.300	0.300		0.124	
3.721	2.461	0.800	0.800	..				
7.244	2.602	1.270	0.270		25.306	
0.340	1.980	0.100	0.100		37.330	
0.938	0.963	0.130	0.130		11.092	
17.836	2.942	0.270	0.270		139.564	
0.015	2.621	0.280	0.280		0.120	
0.919	0.642	0.090	0.090		13.211	
1.368	1.787	0.220	0.220		5.962	
3.211	2.108	0.250	0.250		14.819	
0.021	0.385	0.050	0.050		24.619	
31.900	16.030	1.740	1.740	..				
1.316	1.070	0.199	0.100		2.628	
1.411	1.070		1.476	
1.035	0.321		-	
0.775	0.321		-	
1.000	1.070	0.100	0.100		7.888	
0.012	0.011		3.772	

Serial No.	Name of the scheme	Status of the Scheme	Estimated cost	Estimated expenditure during third Plan	4th Plan allocation
1	2	3	4	5	6
7.	Construction of Wholesale Market, a Retail Market and development of an area for commercial purpose at Pahartali.	Approved	5.850	3.702	1.150
8.	Widening and improvement of Momin Road and Jamal Khan Road and development of abutting land for commercial purpose.	Approved	4.152(O)	1.993	2.192
9.	Construction of Khulshi Road	Un-approved	4.541(R)		
		Approved	3.040	0.487	2.553
10.	Establishment of a Market at Pathantooly Chowmuhani (Revised).	Approved	4.860	1.451	0.806
		Un-approved	5.200		
11.	Providing a Bridge over Chaktai Khal and approach road (Revised).	Do.	4.445	0.628	2.706
12.	Development of Residential area at Agrabad ..	Do.	6.900	2.318	1.781
13.	Construction of New Market and Development of area around (Revised).	Approved	11.233	3.278	2.382
14.	Development of Residential area at Katalganj (Revised).	Do.	1.454	0.478	1.951
15.	Construction of wholesale market, a retail market and Development of an area for commercial purpose at Sholashahar.	Do.	10.346	4.632	4.980
16.	Improvement and widening of Court Road and Development of area around for commercial purpose (Revised).	Do.	4.500	1.540	1.818
17.	Development of commercial land on both sides of Agrabad (Quaid-E-Azam Road) and adjoining areas.	Do.	14.950	0.611	0.500
18.	Widening and Improvement of Station Road and Development of area around for commercial purposes (Revised).	Do.	10.926	2.064	5.117
19.	Construction of Rehabilitation Market at Momin Road.	Do.	3.140	0.351	2.768
20.	Development of land and construction of a Market at Kazirdevri.	Do.	5.300	0.628	4.232
21.	Development of Residential area at Fouzderhat, (Silimpur).	Do.	6.870	0.324	5.199
22.	Heavy Industrial Estate at Kalurghat (Revised) ..	Recommended (by CDWP).	13.702	1.077	8.830
23.	Development of land for Noxious Industries at Chittagong (Revised).	Approved	3.972	0.764	0.256
24.	Development of Industrial Estate at Fouzderhat ..	Do.	28.700	4.240	5.216
25.	Expansion of Light Industrial area at Sholashahar (Revised).	Approved	2.200	0.501	0.698
		Un-approved	3.818		
Total (On-going) ..					

(Rupees in million)

Revised estimate for 1970-71	Provision for 1971-72	Foreign Exchange required for 1971-72			Source of Foreign Aid	Expenditure during subsequent years		
		Total	Own resources	Foreign Aid		1972-73	1973-74	1974-75
7	8	9	10	11	12	13	14	15
0.893	0.160	--	--	
0.827	0.107	--	--		0.447	
0.100	0.043	..	--		1.772	
0.239	0.053	--	--		0.179	
0.402	0.011	..	--		1.386	
0.587	0.080	..	--		0.429	
1.016	0.556	--	
1.653	0.011	
0.907	0.321		1.993	
0.264	0.011		0.744	
0.174	0.043		0.036	
0.703	0.021		0.616	
0.049	0.011		1.689	
0.166	0.032		3.362	
0.130	0.011		4.919	
2.700	2.247		1.849	
0.050	0.214		--	
0.950	1.070		1.731	
0.100	0.214	
20.259	9.079	0.299	0.299	37.094	

Serial No.	Name of the scheme	Status of the Scheme	Estimated cost	Estimated expenditure during third Plan	4th Plan allocation
1	2	3	4	5	6
New					
1.	Link road from Patenga Bazar to Airport ...	Un-approved	9.629	...	5.000
GRAND TOTAL (On-going and New) ..					
KHULNA DEVELOPMENT AUTHORITY :					
On-going					
1.	Construction of New Market	Approved	2.773	0.927	0.357
		Un-approved	3.250		
2.	Construction of Staff Quarters for KDA	Do.	1.675	1.362	0.703
			2.500		
3.	Road from KDA Office to Khan Jahan Ali Road ...	Do.	4.960	2.947	2.837
			6.500		
4.	Development of Commercial area around Jessore Road	Do.	2.300	0.076	6.851
			7.000		
5.	Outer By pass Road	Approved	4.750	0.242	2.553
6.	Road from KDA Office to Outer Bypass Road ..	Do.	4.124	2.451	1.583
7.	Residential Area at Mujgunni	Approved	4.253	1.947	5.860
		Un-approved	7.000		
8.	Daulatpur Outer Bypass Road	Do.	4.460	0.207	1.500
			6.500		
9.	Mujgunni Main Road	Do.	4.150	2.327	4.022
			6.500		
10.	Boyra Main Road	Approved	3.161	1.630	1.541
11.	Market at Daulatpur	Do.	1.450	0.635	0.714
12.	Residential Area at Daulatpur	Approved	4.200	1.332	5.556
		Un-approved	7.000		
13.	Development of Commercial area at Daulatpur ..	Do.	4.100	0.029	6.934
			7.000		
14.	Survey and Investigation	Approved	0.500	0.153	0.347
15.	Low cost Houses	Un-approved	0.590	0.153	0.437
16.	Extension of KDA Office buildings	Approved	0.167
17.	Establishment of Industrial Estate at Khulna ..	Do.	12.100	15.700	15.510
Total—(Khulna Development Authority) ...					
GRAND TOTAL (Physical Planning and Housing) ..					

(Rupees in million)

Revised estimate for 1970-71	Provision for 1971-72	Foreign Exchange required for 1971-72			Source of Foreign Aid	Expenditure during subsequent years		
		Total	Own resources	Foreign Aid		1972-73	1973-74	1974-75
7	8	9	10	11	12	13	14	15
..	0.011	0.890		
20.259	9.090	0.299	0.299			
0.200	0.224	0.025	0.025			
0.500	0.320			
1.200	0.867			
0.010	0.588			
0.010	0.005			
0.600	0.695			
1.200	1.112	0.125	0.12			
0.010	0.005			
0.800	0.567	0.100	0.100			
0.800	0.518			
0.520	0.053			
0.450	0.384			
0.010	0.005			
0.300	0.063			
0.250	0.160			
0.140	0.160			
2.000	1.444			
9.000	7.169	0.250	0.250			
154.431	98.950	18.714	6.514	12.200				

1. The first part of the document discusses the importance of maintaining accurate records of all transactions. It emphasizes that this is crucial for the company's financial health and for providing reliable information to stakeholders.

2. The second part of the document outlines the specific procedures for recording transactions. It details the steps from identifying a transaction to entering it into the accounting system, ensuring that all necessary details are captured.

3. The third part of the document addresses the role of the accounting department in monitoring and controlling the company's resources. It discusses how accurate records enable the company to identify areas of inefficiency and to take corrective action.

Date	Description	Debit	Credit	Balance
1/1/2024	Opening Balance			1000.00
1/5/2024	Revenue from Sales		500.00	1500.00
1/10/2024	Payment to Suppliers	300.00		1200.00
1/15/2024	Revenue from Services		200.00	1400.00
1/20/2024	Salary Payments	400.00		1000.00
1/25/2024	Revenue from Licenses		150.00	1150.00
1/30/2024	Interest on Loans	150.00		1000.00
2/5/2024	Revenue from Consulting		300.00	1300.00
2/10/2024	Office Expenses	200.00		1100.00
2/15/2024	Revenue from Training		100.00	1200.00
2/20/2024	Equipment Purchase	300.00		900.00
2/25/2024	Revenue from Support		250.00	1150.00
2/28/2024	Depreciation Expense	100.00		1050.00
3/5/2024	Revenue from Maintenance		150.00	1200.00
3/10/2024	Insurance Premium	200.00		1000.00
3/15/2024	Revenue from Repairs		100.00	1100.00
3/20/2024	Utilities Expense	150.00		950.00
3/25/2024	Revenue from Parts		200.00	1150.00
3/30/2024	Advertising Cost	100.00		1050.00
4/5/2024	Revenue from Installation		300.00	1350.00
4/10/2024	Travel Expenses	200.00		1150.00
4/15/2024	Revenue from Assembly		150.00	1300.00
4/20/2024	Research and Development	300.00		1000.00
4/25/2024	Revenue from Testing		250.00	1250.00
4/30/2024	Legal Fees	150.00		1100.00
5/5/2024	Revenue from Calibration		100.00	1200.00
5/10/2024	Marketing Campaign	250.00		950.00
5/15/2024	Revenue from Sales		300.00	1250.00
5/20/2024	Inventory Costs	150.00		1100.00
5/25/2024	Revenue from Services		200.00	1300.00
5/30/2024	Depreciation Expense	100.00		1200.00
6/5/2024	Revenue from Support		150.00	1350.00
6/10/2024	Office Supplies	50.00		1300.00
6/15/2024	Revenue from Training		100.00	1400.00
6/20/2024	Equipment Purchase	300.00		1100.00
6/25/2024	Revenue from Consulting		250.00	1350.00
6/30/2024	Interest on Loans	150.00		1200.00

4. The final part of the document discusses the importance of regular audits and reviews. It explains how these processes help to ensure the accuracy of the financial records and to identify any potential issues or discrepancies.

5. The document concludes by emphasizing the need for transparency and accountability in all financial transactions. It encourages the company to maintain high standards of ethical behavior and to provide clear and concise information to all stakeholders.

**EDUCATION AND TRAINING
SUMMARY**

(Rupees in million.)

S. No.	Name of the Sub-sectors	Revised Estimate for 1970-71	Provision for 1971-72	Foreign exchange component		
				Total	Own Resources	Foreign Aid
1	2	3	4	5	6	7
1.	Education General	44.130	70.430	0.500	0.500	..
2.	Technical Education	21.970	32.008	10.180	4.450	5.73
3.	Universities Planning	37.000	20.610	5.500	5.500	..
4.	Survey, and Statistics	4.000	5.778	0.500	0.500	..
5.	Publicity ..	0.500	0.107	0.025	0.025	..
6.	Public Administration	0.533	0.535
Grand Total (Education and Training)		108.133	129.468	16.705	10.975	5.730

EDUCATION AND

Serial No.	Name of the scheme	Status of the Scheme	Estimated cost	Estimated expenditure during third Plan	4th Plan allocation
1	2	3	4	5	6

EDUCATION GENERAL :

I. PRIMARY EDUCATION

On-going :

1.	Supplementary Scheme for Development of 3,000 Primary Schools.	Approved	54.000	48.451	2.003
2.	Improvement of Primary Education in East Pakistan.	Do.	157.500	69.852	87.648
3.	Establishment of new Primary Schools in East Pakistan.	Do.	15.225	14.500	..

Total (Primary Education) ..

II. SECONDARY EDUCATION

On-going :

4.	Establishment of 10 new Government High Schools in congested Town areas.	Approved	22.200	17.626	1.724
5.	Establishment of 5 New Government Girls' High Schools in congested Town areas.	Do.	10.245	8.278	0.067
6.	Introduction of Craft Courses in Secondary Schools ..	Do.	18.574	7.396	9.878
7.	Introduction of Religious Education for Muslim Pupils in Missionary Schools.	Do.	1.865	0.367	1.115
8.	Development of 250 Junior High Schools	Do.	5.250	2.519	2.731
9.	Provincialisation of 66 Non-Government High Schools for Boys and Girls in each Sub-divisional Headquarters having no Government High Schools.	Do.	29.012	3.749	5.294
10.	Development of facilities in Science teaching in Secondary Schools.	Do.	84.030	47.936	35.594
11.	Further Development of 21 Pilot Secondary Schools.	Do.	3.900	2.261	1.539
12.	Establishment of Six Residential Model Schools ..	Do.	48.000	32.159	15.141
13.	Further Development of existing Government Secondary Schools.	Do.	6.918	1.673	5.245
14.	Scheme for improvement of 30 existing Government Secondary Schools at Divisional Headquarters.	Do.	1.927	0.100	1.827

Total (Secondary Education) ..

TRAINING

(Rupees in million)

Revised estimate for 1970-71	Provision for 1971-72	Foreign Exchange required for 1971-72			Source of Foreign Aid	Expenditure during subsequent years		
		Total	Own resources	Foreign Aid		1972-73	1973-74	1974-75
7	8	9	10	11	12	13	14	15
1.000	1.723
23.000	25.122	41.183	..
..	0.755	0.020	..
24.000	27.600
0.100	0.348
0.050	0.187
1.500	1.605	5.48	..
0.050	0.107	0.941	..
1.500	0.893
0.300	2.140	22.794	..
3.000	6.367	25.604	..
0.200	0.628	0.550	..
1.500	3.210	8.941	..
0.100	2.140	3.145	..
0.200	1.635
8.500	19.260

Serial No.	Name of the scheme	Status of the Scheme	Estimated cost	Estimated expenditure during third Plan	4th Plan allocation
1	2	3	4	5	6
III. TEACHER EDUCATION					
15.	Further Development of 27 existing Primary Training Institutes.	Approved	11.077	8.424	2.653
16.	Further Development of 20 new Primary Training Institutes.	Do.	7.894	4.853	3.041
17.	Establishment of two new Primary Training Institutes.	Do.	1.185	..	1.185
18.	Establishment of a new Teacher's Training College at Khulna.	Do.	2.119	1.690	0.330
19.	Further Development of 5 existing Teachers' Training Colleges.	Do.	4.090	3.253	0.837
20.	Expansion of East Pakistan Education Extension Centre, Dacca.	Do.	2.500	0.900	1.600
21.	Training of Educational Officers including Head Master and Headmistresses.	Do.	0.592	0.334	0.211
22.	Strengthening the Teaching of English in East Pakistan.	Do.	0.835	0.131	0.706
23.	Establishment of a new College of Physical Education at Rajshahi.	Do.	2.078	0.100	1.978
Total (Teachers Education)...					
IV. COLLEGE EDUCATION					
On-going :					
24.	Revised Scheme for further Development of Three Cadet Colleges.	Approved	39.470	13.694	9.185
25.	Improvement of 50 Non-Government Intermediate Colleges including 12 Girls' Colleges.	Do.	28.389	13.450	5.000
26.	Improvement of 9 existing Government Intermediate Colleges including 2 I. I. Colleges.	Do.	9.100	1.881	7.219
27.	Further Development of A.M. College, Mymensingh.	Do.	1.245	0.180	1.065
28.	Further Development of B.M. College, Barisal ..	Do.	1.247	0.298	0.949
29.	Further Development of Carmichael College, Rangpur.	Do.	1.222	0.916	0.306
30.	Establishment of a new Government Degree College in the City of Dacca.	Do.	4.500	2.689	1.811
31.	Development of 8 Government Degree Colleges including Daulatpur College.	Do.	101.94	3.940	6.254
32.	Establishment of Government Degree Colleges including Inter Section at Malibagh, Dacca.	Do.	4.500	0.041	4.459

(Rupees in million)

Revised estimate for 1970-71	Provision for 1971-72	Foreign Exchange required for 1971-72			Source of Foreign Aid	Expenditure during subsequent years		
		Total	Own resources	Foreign Aid		1972-73	1973-74	1974-75
7	8	9	10	11	12	13	14	15
3.000	1.284	
2.000	1.070	
..	0.214		0.985	
..	0.214	
0.400	1.005	
0.200	0.535		0.800	
0.150	0.065	
0.050	0.107		0.556	
..	0.321		1.678	
5.800	4.815			
0.250	0.856		7.785	
1.650	2.710	
0.300	0.749919	
..	0.214865	
..	0.214		0.749	
..	0.214		0.100	
0.200	0.321		0.973	
0.300	1.284		4.719	
..	0.107		4.259	

Serial No.	Name of the scheme	Status of the Scheme	Estimated cost	Estimated expenditure during third Plan	4th Plan allocation
1	2	3	4	5	6
33.	Further Development of College of Home Economics, Dacca.	Approved	1.362	0.050	1.312
34.	Scheme for improvement of existing Government Degree Colleges.	Do.	4.961	0.150	4.811
35.	Establishment of one Science College in Dacca Division.	Do.	4.874	..	4.802
36.	Establishment of one Science College in Chittagong Division.	Do.	4.874	..	4.802
37.	Establishment of one Science College in Rajshahi Division.	Do.	4.874	..	4.802
38.	Establishment of one Science College in Khulna Division.	Do.	4.874	..	4.802
Total (College Education) ..					
V. LIBRARY, CULTURAL AND SPECIAL PROJECTS					
39.	Establishment of Public Library at Chittagong and Khulna.	Approved	1.820	1.446	0.374
40.	East Pakistan Central Public Library (Rehabilitation).	Do.	3.100	1.600	1.500
41.	Establishment of Public Library at Rajshahi ..	Do.	1.640	0.100	1.540
42.	Establishment of Pakistan Cadet Corps in East Pakistan.	Do.	4.978	1.697	3.281
43.	Development of Sports and Games facilities ..	Do.	4.500	2.733	1.767
44.	Expansion of Audio-visual Education Centre, Dacca.	Do.	1.229	0.208	1.021
45.	Institute of Radiation and Genetics and Plant Breeding, Mymensingh.	Do.	2.000	1.400	0.600
46.	Institute for Advancement of Science and Technology Teaching (To be Revised).	Do.	3.930	1.025	2.905
47.	Revised Scheme for Establishment of a Museum at Dacca.	Do.	11.498	1.700	9.798
48.	School Lunch Programme	Do.	6.700	..	5.000
49.	Expansion of Bengali Academy, Dacca	Do.	4.512	..	3.690
50.	Special Nutrition Supplement for Institutional Feedings (WFP).	Do.	0.980	..	0.980
Total (Library, Cultural and Special Projects) ..					

(Rupees in million)

Revised estimate for 1970-71	Provision for 1971-72	Foreign Exchange required for 1971-72			Source of Foreign Aid	Expenditure during subsequent years		
		Total	Own resources	Foreign Aid		1972-73	1973-74	1974-75
7	8	9	10	11	12	13	14	15
0.050	0.286		0.895	
0.200	0.856		3.811	
--	0.214		4.674	
--	0.214		4.674	
--	0.160		4.724	
--	0.161		4.724	
2.950	8.560				
--	0.011		0.364	
0.300	0.107		0.900	
--	0.010		1.530	
0.300	0.107		2.781	
0.500	0.107		1.067	
--	0.054		0.946	
--	0.054		0.550	
0.280	0.214		2.500	
0.360	0.107		8.848	
--	0.107		6.600	
0.300	0.107		4.025	
--	0.085		0.900	
1.980	1.070				

Serial No.	Name of the scheme	Status of the Scheme	Estimated cost	Estimated expenditure during third Plan	4th Plan allocation
1	2	3	4	5	6
VI. SCHOLARSHIPS :					
On-going					
51.	Foreign Training of Teachers	Approved	5.534	3.107	2.427
New					
52.	Award of Internal Scholarships in East Pakistan ..	Unapproved	95.705	..	87.720
Total (Scholarships)
VII. MADRASAH EDUCATION					
53.	Improvement of Non-Government Madrasah in East Pakistan (8 Kamil, 50 Fazil and 100 Alim).	Approved	7.980	5.000	2.980
54.	Improvement of two Government Madrasah at Sylhet and Dacca.	Do. ..	1.010	0.010	1.000
55.	Establishment of Al-Jamiat-ul-Milliah in East Pakistan (To be Revised).	Do. ..	4.180	..	7.570
Total
Grand Total (General Education)
TECHNICAL EDUCATION :					
On-going					
I. ENGINEERING EDUCATION :					
1.	Rajshahi Engineering College	Do.	38.050	19.448	10.000
2.	Chittagong Engineering College	Do.	25.442	19.072	10.000
3.	Khulna Engineering College	Do.	19.170	10.487	10.860
Total (On-going)
II. TECHNICAL EDUCATION					
4.	Expansion of Dacca Polytechnic Institute and Hostel. .	Do.	7.641	6.429	1.700
5.	Expansion of Khulna Polytechnic Institute	Do.	5.450	2.663	3.200
6.	Expansion of Chittagong Polytechnic Institute	Do.	0.700	0.487	0.400
7.	Conversion of Comilla Technical Institute into Polytechnic.	Do.	6.743	5.852	1.100
8.	Conversion of Mymensingh Technical Institute, into Polytechnic.	Do.	5.146	4.889	0.600
9.	Conversion of 5 Technical Institutes into Polytechnics at Barisal, Bogra, Pabna, Rangpur and Sylhet.	Do. ..	48.342	18.019	34.700
10.	Conversion of 6 Technical Institutes into Polytechnics at Faridpur, Rajshahi, Dinajpur, Feni, Jessore and Kushtia.	Do.	20.800	1.205	22.000
11.	Establishment of a Polytechnic Institute at Joydebpur.	Do.	13.780	0.679	9.600
12.	Graphic Arts Institute, Dacca	Do.	8.326	6.204	2.900
Total (On-going)

(Rupees in million)

Revised estimate for 1970-71	Provision for 1971-72	Foreign Exchange required for 1971-72			Source of Foreign Aid	Expenditure during subsequent years		
		Total	Own resources	Foreign Aid		1972-73	1973-74	1974-75
7	8	9	10	11	12	13	14	15
	0.500	0.535	0.500	0.500	..		1.227	
	..	7.520		88.715	
	0.500	8.055	0.500	0.500	..			
	0.400	0.749		1.290	
	..	0.107		0.890	
	..	0.214		7.435	
	0.400	1.070			
	44.130	70.430	0.500	0.500	..			
	0.330	0.856	0.100	0.100	..		17.472	
	0.800	2.742	1.000	1.000	..		3.007	
	1.700	2.990	1.500	1.500	..		4.189	
	2.830	6.588	2.600	2.600	..			
	0.200	0.321		0.412	
	0.650	0.856	0.200	0.200	..		1.337	
	0.100	0.107	0.040	IDA 1st Credit	0.013	
	0.350	0.513	0.040	Do.	0.061	
	0.180	0.450	0.040	..	0.040	Do.	..	
	13.030	8.853	4.800	..	4.800	IDA 2nd Credit	9.012	
	0.670	1.498	0.034	..	0.034	1st IDA Credit	17.525	
	0.200	1.605	0.500	0.500	..		11.401	
	0.250	0.375	0.100	0.100	..		1.522	
	15.630	14.578	5.714	0.800	4.914			

Serial No.	Name of the scheme.	Status of the Scheme	Estimated cost	Estimated expenditure	4th Plan allocation.
1	2	3	4	5	6
III. TRADE AND CRAFT EDUCATION :					
13.	35 Vocational Institutes at Sub-divisional Headquarters 1st Phase 17 Institutes.	Approved	13.695	13.464	0.800
14.	35 Vocational Institutes at Sub-divisional Headquarters 2nd phase 18 Institutes.	Do.	14.047	6.703	8.776
15.	Setting up of 50 Vocational Institutes at Thana level 1st Phase of 350 Vocational Institutes.	Do.	22.294	..	24.500
16.	Trade Course in 8 Technical Institutes	Do.	1.800	1.630	0.400
	Total (On-going) ..				
IV. COMMERCIAL :					
17.	Dacca Commercial Institute	Do.	2.568	2.229	0.800
	Total (On-going) ..				
V. MONOTECHNICS :					
18.	Improvement of East Pakistan Textile Institute, Tejgaon.	Do.	2.300	2.442	0.300
19.	Development of East Pakistan Institute of Glass and Ceramics.	Do.	1.200	1.279	0.025
20.	Improvement of Institute of Leather Technology ..	Do.	2.730	3.200	0.025
21.	Re-organisation of six district Weaving Schools (D. W. School), Barisal.	Do.	2.920	0.342	0.400
	Total (On-going) ..				
VI. TECHNICAL TEACHERS' TRAINING EDUCATION.					
22.	Technical Teachers' Training College, Dacca -	Do.	3.706	4.087	1.280
23.	Higher study and Training of Technical Teachers. -	Do.	3.055	0.159	2.900
	Total (On-going) -				
VII. OTHER SCHEMES :					
24.	Talent Scholarships and Stipends for Students in principal.	Do.	67.808	-	56.000
25.	East Pakistan Educational equipment Development Bureau, Dacca.	Do.	0.975	0.746	5.000
	Total (On-going) -				
	Grand Total (Technical Education) (On-going) ..				


(Rupees in million)

Revised estimate for 1970-71	Provision for 1971-72	Foreign Exchange required for 1971-72			Source of Foreign Aid	Expenditure during subsequent years		
		Total	Own resources	Foreign Aid		1972-73	1973-74	1974-75
7	8	9	10	11	12	13	14	15
0.150	1.070
1.300	2.033	0.300	0.300	2.244	..
0.150	1.498	0.600	0.600	20.744	..
0.100	0.107
1.700	4.708	0.900	0.900
0.050	0.203	0.099	..
0.050	0.203
0.100	0.054
0.030	0.011
0.020	0.011
0.100	0.107	2.378	..
0.250	0.183
1.200	0.873	0.816	..	0.816	IDA 1st Credit
0.250	0.428	0.150	0.150	2.246	..
1.450	1.301	0.966	0.150	0.816
..	4.280	62.808	..
0.060	0.161	0.019	..
0.060	4.441
21.970	32.008	10.180	4.450	5.930

Serial No.	Name of the scheme.	Status of the Scheme	Estimated cost	Estimated expenditure	4th Plan allocation.
1	2	3	4	5	6
Sub-Sector : Universities :					
1.	Dacca University	Approved	43.500	26.564	40.000
2.	Rajshahi University	Do.	37.500	28.520	45.000
3.	Chittagong University	Recommended by PPA	237.000	37.440	60.000
4.	Jahangirnagar Muslim University	Approved in Principle	92.895	10.265	25.000
5.	East Pakistan University of Engineering and Technology.	Approved	57.550	23.479	30.000
Total ..					
Sub-Sector : Public Administration :					
1.	Extension of Training Facilities at NIPA, Dacca ..	Do.	1.150	0.743	1.900
2.	Gazetted Officers' Training Academy, Dacca (GOTA).	Do.	0.205	0.170	0.400
3.	Establishment of the Provincial Training Institute at Dacca and 3 Regional Training Centres at Chittagong, Rajshahi and Khulna. (To be revised).	Do.	0.460	0.270	1.700
Total ..					
Survey, Statistics and Planning :					
On-going					
1.	Sample Survey Organisation	Do	3.963	2.213	1.750
2.	Reproduction Unit	Do.	0.400	..	0.400
3.	Expanded Inservice Training of Statistical Personnel ..	Do.	0.030	..	0.030
4.	Machine Tabulation and Data Processing	Do.	4.979 (original)	3.146	6.511
5.	Survey Studies for the preparation of 4th Plan ..	Do.	1.000	0.525	0.475
6.	Strengthening of Economics Planning Machinery in East Pakistan.	Do.	3.403	..	3.403
7.	Establishment of Research and Evaluation Cell in Finance Department.	Do.	0.404	..	0.404
8.	Planning and Development, East Pakistan	Un-approved	5.000	..	33.627 (Block)
Total (Survey, Statistics and Planning)					
PUBLICITY :					
1.	Setting up of a Film Unit in East Pakistan	Approved	1.200	1.432	0.400
Total (Publicity)					
GRAND TOTAL (Education and Training)					

(Rupees in million)

Revised estimate for 1970-71	Provision for 1971-72	Foreign Exchange required for 1971-72			Source of Foreign Aid	Expenditure during subsequent years		
		Total	Own resource	Foreign Aid		1972-73	1973-74	1974-75
7	8	9	10	11	12	13	14	15
8.000	3.310	1.000	1.000		17.000	
6.000	3.310	1.000	1.000	
12.100	4.360	1.000	1.000		184.020	
7.000	7.390	2.000	2.000		78.200	
4.000	2.240	0.500	0.500		36.000	
37.100	20.610	5.500	5.500	..				
0.280	0.268		2.500	
0.040	0.096		0.300	
0.213	0.171		1.300	
0.533	0.535				
0.800	1.070	
0.200	0.268	0.100	0.100	
0.010	0.022	
2.529	3.507	0.400	0.400	
	0.192						0.100	
	0.482		2.300	
0.461								
	0.107		0.300	
	0.130		4.500	
4.000	5.778	0.500	0.500	..				
..	0.107	0.025	0.025		0.100	
..	0.107	0.025	0.025			
108.133	129.468	16.705	10.975	5.730				



**HEALTH
SUMMARY**

(Rupees in million)

Serial No.	Name of the Sub-Sector	Revised estimates for 1970-71	Provision for 1971-72	Foreign exchange required for 1971-72		
				Total	Own resources	Foreign Aid
1	2	3	4	5	6	7
1.	Health Services, East Pakistan	38.157	327.820	1.883	1.883	..
2.	Family Programme, East Pakistan ..	40.000	29.960	4.790	0.250	4.540
3.	Malaria Eradication Programme, East Pakistan	35.975	37.450
GRAND TOTAL (Health) ..		114.132	95.230	6.673	2.133	4.540

Serial No.	Name of the scheme	Status of the Scheme	Estimated cost	Estimated expenditure During third plan	4th Plan allocation
1	2	3	4	5	6
HEALTH SERVICES :					
On-going :					
A. Medical Education					
1.	Establishment of Medical College, Mymensingh	Approved	27.887	23.753	29.074
		Un-approved	42.590		
2.	Establishment of Medical College, Sylhet	Approved	27.887	15.258	25.065
3.	Establishment of Medical College, Barisal	Do.	29.788	12.390	29.881
4.	Establishment of Medical, College, Rangpur	Do.	29.788	5.196	37.394
5.	Medical College, Chittagong	Do.	24.202	5.474	0.250
6.	Conversion of Mitford, Hospital. Dacca for condensed MBBS Course (Revised).	Do.	4.955	0.687	0.547
7.	Conversion of Rajshahi Medical College	Approved	21.336	3.676	10.680
		Un-approved	31.369		
8.	Post-Graduate Training Centre in the Dacca Medical College and Institute of Public Health.	Approved	2.229	1.064	1.018
9.	Extension of Maternity and Child Health Training Institute, Azimpur, Dacca.	Do.	1.500	0.858	0.892
10.	Establishment of Two Training Centres for Lady Health Visitors at Chittagong and Sylhet.	Do.	2.400	0.242	2.399
11.	Institute of Training for Public Health and Para-Medical Personnel, Dacca.	Do.	4.400	1.937	1.413
12.	Nurses' Training Centres attached to Medical College Hospital. Dacca (Mitford) and Mymensingh Medical College Hospital.	Do.	3.000	1.167	2.133
13.	Establishment of an Institute of Training of Public Health and Para-Medical Personnel at Rajshahi.	Do.	3.000	5.500	2.500
14.	Foreign Training of Doctors in Anaesthesiology and Dentistry.	Do.	0.472	0.167	0.213
15.	Installation of Deep X-Ray Therapy with Isotope Centre in the three Medical College Hospitals at Dacca, Chittagong and Rajshahi.	Approved	4.000	2.286	2.550
16.	Setting up of Three Mental Clinics	Do.	0.940	0.403	0.467
17.	Establishment of Lady Internee Doctors and Lady Medical Students' Hostel attached to Dacca Medical College Hospital.	Do.	1.304	--	1.134
18.	Internal Scholarships and stipend for the students of the Medical College and Tibbia College.	Do.	3.352	..	3.352

(Rupees in million)

Revised estimate for 1970-71	Provision for 1971-72	Foreign Exchange required for 1971-72			Source of Foreign Aid	Expenditure during subsequent years		
		Total	Own resource	Foreign Aid		1972-73	1973-74	1974-75
7	8	9	10	11	12	13	14	15
1.200	1.070	0.200	0.200	—	—		12.669	
3.000	2.675	0.200	0.200	—	—		4.703	
5.000	2.767	0.200	0.200	—	—		9.413	
14.000	2.675	0.300	0.300	—	—		8.092	
0.220	0.054	—	—	—	—		0.520	
0.050	0.005	—	—	—	—		0.154	
0.300	0.107	—	—	—	—		5.780	
0.300	0.320	—	—	—	—		0.565	
0.050	0.107	—	—	—	—		0.492	
0.030	0.214	—	—	—	—		1.928	
0.500	0.005	—	—	—	—		0.913	
0.200	0.107	0.050	0.050	—	—		1.533	
1.040	0.214	—	—	—	—		1.270	
0.075	0.153	0.075	0.075	—	—		0.086	
0.400	0.161	—	—	—	—		0.155	
0.040	0.027	0.010	0.010	—	—		0.472	
0.050	0.321	—	—	—	—		0.954	
0.255	0.321	—	—	—	—		2.797	

Serial No.	Name of the scheme	Status of the Scheme	Estimated cost	Estimated expenditure during third plan	4th Plan allocation
1	2	3	4	5	6
19.	Establishment of Neuro Surgery Unit at Dacca Medical College Hospital.	Approved.	1.000	..	1.000
20.	Crash Programme for Training of Nurses/Midwives in Medical Colleges and District Hospitals.	Do.	34.335	..	34.335
21.	Crash Programme for Training of Compounders and Blood Bank Technicians and Para-Medical Personnel.	Do.	47.262	..	47.262
22.	Hostel for Internee Doctors at Dacca Medical College.	Do.	3.039	..	3.039
23.	Hostel for Internee Doctors at Rajshahi Medical College.	Do.	2.854	..	2.854
24.	Hostel for Internee Doctors at Chittagong Medical College.	Do.	2.854	..	2.854
25.	Construction of 160 Units of Class IV Employees, quarter of the Dacca Medical College Hospital.	Do.	2.961	..	2.961
B. Hospital Beds					
26.	Modernisation of Sadar Hospital	Do.	12.271	6.595	23.000
27.	Modernisation of Sub-divisional Hospital	Do.	32.634	9.574	46.000
28.	Establishment of 50 bedded Hospital at important places of the Province.	Do.	16.430	1.293	23.707
29.	Children and Women Hospital at Dacca	Do.	5.000	0.445	12.409
30.	Hospital for Crippled Children	Do.	4.798	0.300	4.498
31.	Establishment of 100-bedded Hospital at Dacca for Provincial Government Employees.	Do.	3.600	..	6.000
32.	Extension of Pabna Mental Hospital	Do.	6.800	2.822	0.150
33.	Leprosy Control Project	Do.	1.050	0.383	0.125
34.	Leprosy Rehabilitation Centre in Syhlet district	Do.	1.500	0.447	0.360
35.	Leprosy Rehabilitation Centre in Rangpur district	Do.	1.500	0.677	0.500
36.	Establishment of 100-bedded I.D. Hospital Dacca and Seven 20-bedded Hospital at Barisal, Comilla, Mymensingh, Chittagong, Dinajpur, Rangpur and Bogra.	Do.	4.500	2.588	1.200
37.	14 Out-door Dispensaries	Do.	2.030	1.840	1.150
38.	Establishment of 100-bedded Hospital at Patuakhali (Expandable up to 250 beds).	Do.	7.236	..	12.800
39.	Establishment of 500-bedded Hospital at Khulna	Do.	34.927	..	35.000
C. T. B. Control					
40.	T. B. Hospital, Chittagong	Do.	2.708	0.173	0.305
41.	100 bedded T. B. Hospital, Khulna	Do.	3.500	1.600	1.900
42.	Further expansion of I.D.C.H., Dacca (formerly T. B. Hospital).	Do.	4.335	0.290	2.478
43.	Establishment of 30 T.B. Clinics (under revision).	Do.	4.800	2.352	1.100

(Rupees in million)

Revised estimate for 1970-71	Provision for 1971-72	Foreign Exchange required for 1971-72			Source of Foreign Aid	Expenditure during subsequent years		
		Total	Own resources	Foreign Aid		1972-73	1973-74	1974-75
7	8	9	10	11	12	13	14	15
..	0.064	0.050	0.050	
1.000	1.070		32.335	
0.100	1.070		46.162	
0.700	0.214		2.139	
0.400	0.214		2.254	
0.400	0.214		2.254	
0.500	0.535		1.961	
1.000	1.605	0.150	0.150		2.395	
0.600	2.140	0.200	0.200		19.482	
0.200	0.428		14.537	
0.200	0.535		2.855	
0.200	0.321		3.998	
0.500	0.214		3.900	
0.007	0.011		0.043	
0.005	0.005		0.003	
0.001	0.021		0.374	
0.005	0.054	0.025	0.025		0.498	
0.100	0.005	
0.001	0.107	
1.500	1.070		4.736	
1.500	0.535		32.227	
0.050	0.171	0.150	0.150		0.065	
0.200	0.107		2.600	
0.300	0.107		3.645	
0.016	0.054		0.450	

Serial No.	Name of the scheme	Status of the Scheme	Estimated cost	Estimated expenditure during third plan	4th Plan allocation
1	2	3	4	5	6
D. Rural Health Centres					
44.	Rural Health Centres (150)	Approved	69.800	30.720	17.221
45.	Establishment of Rural Health Centres (250)	Approved	100.000	..	310.925
		Un-approved	425.000		
E. Miscellaneous					
46.	Setting up of 12 School Health Clinics providing accommodation for 9 existing Health Unit and School Health Clinics.	Do.	0.582	0.228	0.126
47.	Improvement of Laboratory for Food and Water and Drug Analysis.	Do.	1.000	0.393	0.035
48.	Developing of the Commercial potentialities of the Biological Production Laboratory of Institute of P.H. Centres (Revised).	Do.	4.990	1.589	3.800
49.	Further improvement of Central Medical Store, Tejgaon, Dacca.	Do.	1.060	0.050	1.112
50.	Establishment of Medical Sub-depot at Khulna	Do.	2.028	0.001	2.071
51.	Setting up of 40 Maternity and Child Welfare Centre in the Province.	Do.	4.900	1.299	1.550
52.	Establishment of Brace shop	Approved	0.485	0.293	0.238
		Un-approved	0.955		
53.	Development and extension of the Planning Cell of the Health Directorate.	Un-approved	4.356	..	4.000
54.	Supplimentary feeding of Pregnant and Nursing Mothers	Approved	2.551	..	2.551
55.	Special Nutrition supplement to Indoor patients in Government and Private Hospitals and students of Medical, Para-Medical Institute in East Pakistan.	Do.	0.801	..	0.801
Total (On-going) ..					
(New)					
A. Medical Education					
Hostel for Internee Doctors.					
56.	For Mymensingh Medical College	Un-approved	2.921	..	2.921
57.	For Sylhet Medical College	Do.	3.300	..	3.300
58.	Foreign Training of Doctors/Nurses/Para-Medical Staff	Do.	11.000	..	8.000

(Rupees in million)

Revised estimate for 1970-71	Provision for 1971-72	Foreign Exchange required for 1971-72			Source of Foreign Aid	Expenditure during subsequent years		
		Total	Own resource	Foreign Aid		1972-73	1973-74	1974-75
7	8	9	10	11	12	13	14	15
							3.135	
0.500	1.070	--	--	--	--		422.650	
1.150	1.284	--	--	--	--			
							0.055	
0.005	0.005	--	--	--	--			
0.005	0.027	0.025	0.025	--	--			
0.100	0.107	--	--	--	--		2.951	
							0.860	
0.100	0.107	--	--	--	--			
0.100	0.214	--	--	--	--		1.828	
0.001	0.043	--	--	--	--		0.760	
0.001	0.001	--	--	--	--		0.164	
							4.256	
--	0.107	--	--	--	--			
							2.251	
--	0.321	--	--	--	--			
							0.641	
--	0.171	--	--	--	--			
			1.635	1.635	...			
								2.821
--	0.107	--	--	--	--			3.200
--	0.107	--	--	--	--			10.750
--	0.268	--	--	--	--			

Serial No.	Name of the scheme	Status of the Scheme	Estimated cost	Estimated expenditure during third plan	4th Plan allocation.
1	2	3	4	5	6
59.	Establishment of Medical College at Khulna	Un-approved	20.000	..	10.000
60.	Establishment of Coronary care unit attached to Rajshahi and Chittagong College Hospital and Cardiac Emergency units at all Sadar Hospitals.	Do.	1.006	..	1.500
61.	To prepare Master Plan for further development of Dacca Medical College through Private Architecture Firm.	Do.	5.000	..	5.000
62.	Foreign Training of doctors in the field of Urology/Neurology/Orthopaedic/Cardiovascular Surgery.	Do.	0.320	..	0.320
63.	Establishment of 50' bedded Hospital at newly created Sub-divisional Headquarter at Joypurhat, Bogra.	Do.	4.093	..	3.721
64.	Establishment of 50 bedded Hospital at Barguna (Patuakhali).	Do.	4.093	..	3.721
65.	Establishment of 50 bedded Hospital at Jhalakati	Do.	4.093	..	3.721
66.	Construction of some staff quarters for Lady students and Nurses Hostel, etc., of Chittagong Medical College Hospital.	Do.	3.000	..	3.000
67.	Establishment of Artificial Kidney Centre	Do.	0.459	..	0.459
	Total (New)
	Total (On-going)
	GRAND—TOTAL (Health Services)
FAMILY PLANNING :					
(On-going) :					
1.	Family Planning Programme, East Pakistan	Approved	140.900	131.200	445.000
		Un-approved	445.000		
	Total (Family Planning)
MALARIA ERADICATION :					
(On-going) :					
1.	Malaria Eradication Programme, East Pakistan	Approved	282.300	169.893	161.420
		Un-approved	376.970		
	Total (Malaria Eradication)
	GRAND TOTAL (Health)

(Rupees in million)

Revised estimate for 1970-71	Provision for 1971-72	Foreign Exchange required for 1971-72			Source of Foreign Aid	Expenditure during subsequent years		
		Total	Own resource	Foreign Aid		1972-73	1973-74	1974-75
7	8	9	10	11	12	13	14	15
..	0.321		19.700	
..	0.203	0.100	0.100		0.670	
..	0.107		4.900	
..	0.102	0.048	0.048		0.225	
..	0.214		3.521	
..	0.214		3.521	
..	0.214		3.521	
..	0.214		2.000	
..	0.118	0.100	0.100		0.341	
..	2.189	0.248	0.248			
38.157	25.631	1.635	1.635			
38.157	27.820	1.883	1.883			
40.000	29.960	4.790	0.250	4.540	Sweeden, UNICEF POPULATION Council of U.S.A. and Ford Founda- tion.		377.000	
40.000	29.960	4.790	0.250	4.540				
35.975	37.450	—	—	—	..		90.445	
35.975	37.450	—	—	—				
114.132	95.230	6.673	2.133	4.540				

Serial No.	Name of the scheme	Status of the Scheme	Estimated cost	Estimated expenditure during third plan	4th Plan allocation
1	2	3	4	5	6
On-going :					
A. Youth Development and Welfare :					
1.	Youth Welfare	Approved	1.500	0.258	0.050
B. Social Service for Children :					
2.	Construction of Building for Existing Orphanages ..	Do.	4.700	2.550	0.800
3.	Establishment of 4 new Orphanages	Do.	3.250	0.177	3.000
4.	Day care Centre for Children	Do.	0.550	..	0.014
C. Social Service for Women :					
5.	Socio-Economic Centre for Women	Do.	0.290	0.115	0.100
D. Training and Research in Social Welfare :					
6.	In-Service Training Centre (Revised)	Do.	0.450	0.258	0.200
7.	College of Social Welfare and Research Centre, Dacca (Revised).	Do.	2.173	0.483	0.250
E. Social Services and Institutions for the Handicapped :					
8.	Expansion and Development of Bogra Deaf and Dumb School.	Do.	0.773	0.500	0.270
9.	Integrated Educational Programme for the Blind Children.	Do.	1.130	1.146	0.972
10.	Expansion and improvement of Physical Facilities for P.H. Centres and Deaf and Dumb School.	Do.	0.714	..	0.700
11.	Training and Rehabilitation of the Blind	Do.	1.201	..	1.201
F. Social Services for Delinquents :					
12.	Probation and After-care Services	Do.	1.000	..	0.990
G. Social Services in Secondary Setting :					
13.	School Social Work	Do.	0.440	0.057	0.300
Total (On-going)					
New :					
Training and Research in Social Welfare :					
14.	Establishment of one Research and Evaluation Unit ..	Un-approved	0.508	..	0.500
Total (New)					
Total (On-going)					
GRAND TOTAL (Social Welfare)					

WELFARE

(Rupees in million)

Revised estimate for 1970-71	Provision for 1971-72	Foreign Exchange required for 1971-72			Source of Foreign Aid	Expenditure during subsequent years		
		Total	Own resources	Foreign Aid		1972-73	1973-74	1974-75
7	8	9	10	11	12	13	14	15
0.025	0.107		0.105	
0.309	0.920		1.200	
0.300	1.070		1.800	
..	0.015	
0.090	0.011	
0.090	0.107	
0.154	0.107		0.154	
0.100	0.107		0.120	
0.017	0.043		0.910	
..	0.268		0.464	
..	0.027		1.176	
0.007	0.198		0.815	
0.070	0.198	
1.162	3.178			
..	0.032		0.478	
..	0.032			
1.162	3.178			
1.162	3.210			

MANPOWER AND

Serial No.	Name of the scheme	Status of the Scheme	Estimated cost	Estimated expenditure during third plan	4th Plan allocation
1	2	3	4	5	6
MANPOWER AND EMPLOYMENT :					
On-going :					
A. Conciliation Machinery :					
1.	Revised Scheme for construction of Head Quarter Office Building of Labour Directorate at Dacca.	Approved	1.373	0.638	0.735
2.	Construction of Divisional Office Buildings of Labour Directorate at Dacca, Chittagong, Khulna and Rajshahi.	Approved	0.990		
		Un-approved	1.980	0.050	1.030
B. Labour Education :					
3.	Improvement and Expansion of Industrial Relations Institute, Tongi, Dacca.	Approved	0.390		
		Un-approved	0.500	0.380	0.120
4.	Industrial Relations Institute, Chittagong	Approved	2.000		2.000
5.	Industrial Relations Institute, Khulna	Do.	2.000		2.000
6.	Industrial Relations Institute, Rajshahi	Do.	2.000		2.000
C. Labour Welfare :					
7.	Improvement and Expansion of 7 Labour Welfare Centres.	Do.	0.450	0.186	0.300
8.	Revised Scheme of 11 Labour Welfare Centres	Do.	2.530	2.280	0.500
9.	Establishment of 3 Labour Welfare Centres	Do.	0.750	0.001	0.749
D. Technical Training :					
10.	SEATO-PAK Technical Training Centre, Dacca	Do.	5.230	5.510	0.200
11.	Expansion of SEATO-PAK Technical Training Centre, Dacca.	Do.	3.750	1.872	1.880
12.	Revised Scheme for Pak-German Technical Training Centre, Dacca.	Do.	4.970	4.860	0.610
13.	Technical Training Centre, Rajshahi	Do.	2.600	2.075	0.600
14.	Construction of Hostel and Staff Quarters for Technical Training Centre, Rajshahi.	Do.	2.400	1.100	1.300
15.	Vocational and Staff Training Centre, Chittagong	Do.	5.200	4.938	0.500
16.	Auto-Technical Training Centre, Chittagong	Do.	2.540	0.658	1.880
17.	Revised Scheme for Marine Diesel Training Centre, Narayanganj.	Do.	9.080	7.676	1.400
18.	Technical Training Centre, Khulna	Do.	13.970	0.150	13.822
E. Apprenticeship Training :					
19.	Expansion and Strengthening of Apprenticeship Training Offices at Chittagong and Khulna.	Do.	0.460	0.200	0.260
20.	Construction of Office Building of Apprenticeship Training Office at Dacca.	Do.	0.170		0.170
F. Employment Service :					
21.	Vocational Guidance and Youth Employment Unit	Do.	0.500	0.339	0.210
22.	Rural Un-employment Survey	Do.	0.150		0.150
Total (On-going)					

EMPLOYMENT

(Rupees in million)

Revised estimate for 1970-71	Provision for 1971-72	Foreign Exchange required for 1971-72			Source of Foreign Aid	Expenditure during subsequent years.		
		Total	Own resources	Foreign Aid		1972-73	1973-74	1974-75
7	8	9	10	11	12	13	14	15
0.350	0.321	0.085	..
0.025	0.214	0.805	..
..
0.050	0.139
0.025	0.278	1.715	..
0.025	0.385	1.715	..
0.025	0.027	1.950	..
0.150	0.182	0.053	0.053
0.210	0.214
0.400	0.370
0.075	0.107
1.380	0.321	0.104	0.054	0.050	0.198	..
0.190	0.321
0.300	0.107	0.052	0.027	0.025	0.125	..
0.250	0.054	1.000	..
0.150	0.107	0.012	..
0.450	0.054	1.382	..
0.800	0.321	0.104	0.054	0.050	UNDP	..	0.304	..
1.450	0.268	12.120	..
0.150	0.107	0.010	..
0.170	0.054
0.210	0.214
0.025	0.057	0.070	..
6.860	4.222	0.313	0.188	0.125

Serial No.	Name of the scheme	Status of the Scheme	Estimated cost	Estimated expenditure during third plan	4th Plan allocation
1	2	3	4	5	6

New :

G. Labour Welfare :

23.	Improvement and Expansion of Labour Welfare Division for Tea Industry, Srimongal, Sylhet.	Un-approved	0.500	...	0.500
-----	---	-------------	-------	-----	-------

Total (New) ..

Total (On-going) ..

Total (New)...

TOTAL (On-going and New) ..

MANAGEMENT DEVELOPMENT CENTRE :

On-going :

1.	Extension of East Pakistan Management Development Centre, Dacca.	Approved	1.188	0.973	1.110
		Un-approved	2.880		
2.	Establishment of Sub-Centre of East Pakistan Management Development Centre, Chittagong.	Approved	0.300	..	0.300
3.	Establishment of Sub-Centre of East Pakistan Management Development Centre, Khulna.	Do.	0.300	...	0.300

Total (On-going)...

GRAND TOTAL (Manpower and Employment) ..

(Rupees in million)

Revised estimate for 1970-71	Provision for 1971-72	Foreign Exchange required for 1971-72			Sources of Foreign Aid	Expenditure during subsequent years		
		Total	Own resources	Foreign Aid		1972-73	1973-74	1974-75
7	8	9	10	11	12	13	14	15
..	0.054		0.450	
..	0.054			
6.860	4.222	0.313	0.188	0.125	..			
..	0.054			
6.860	4.276	0.313	0.188	0.125	..			
0.215	0.107		0.788	
0.100	0.054		0.146	
0.100	0.053		0.147	
0.415	0.214			
7.275	4.490	0.313	0.188	0.125	..			

WORKS

Serial No.	Name of the scheme	Status of the Scheme	Estimated cost	Estimated expenditure during third plan	4th Plan allocation
1	2	3	4	5	6

WORKS PROGRAMME :

(i) Normal Works Programme
(ii) Thana Irrigation Programme
Total (Works Programme)

1950

1951

1952

1953

1954

1955

1956

1957


1958

1959

PROGRAMME


(Rupees in million)

Revised estimate for 1970-71	Provision for 1971-72	Foreign Exchange required for 1971-72			Source of Foreign Aid	Expenditure during subsequent years.		
		Total	Own resources	Foreign Aid		1972-73	1973-74	1974-75
7	8	9	10	11	12	13	14	15
248.000	{ 84.800 127.200	--		--	
		—	—	—	
248.000	212.000	—	—	—				



ANNEXURE I

Flood Control Programme for 1971-72



CENTRAL FLOOD CONTROL PROGRAMME FOR 1971-72

SUMMARY

(Rupees in million)

Serial No.	Name of Sub-Sector	Estimated cost	Expenditure incurred up to 3rd Plan	Likely expenditure during 1970-71	Provision for 1971-72		
					Total	Cash F. E.	F. Aid
1	2	3	4	5	6	7	8
I.	STUDIES, SURVEY AND INVESTIGATION.	190.000	6.014	8.975	20.550	0.661	5.996
II.	PROJECT PREPARATION.	201.163	115.176	24.200	24.226	0.564	9.204
III.	BARRAGE PROJECTS.	3,489.310	..	4.538	9.000	0.500	1.400
IV.	FLOOD REGULATION PROJECTS.	3,013.789	1,277.096	152.544	226.000	0.275	13.400
V.	URBAN PROTECTION SCHEMES.	500.000	..	43.198	64.952	1.200	..
VI.	CHANNEL IMPROVEMENT, RIVER TRAINING AND ASTUARINE CONTROL WORKS.	150.000	..	6.545	5.272
Total ..		7,544.262	1,398.286	240.000	350.000*	3.200	30.000

*The expenditure will be limited to the budget allocation of Rs. 300 million.

CENTRAL FLOOD CONTROL PROGRAMME FOR 1971-72

(Rupees in million)

Serial No.	Name of Scheme	Status of Scheme	Estimated cost	Expenditure incurred up to 3rd Plan	Likely expenditure during 1970-71	Provision for 1971-72		
						Total	Cash Foreign Exchange	Foreign Aid
1	2	3	4	5	6	7	8	9
I. STUDIES, SURVEY AND INVESTIGATION :		Approved	190.000*					
1.	Hydrological Survey in East Pakistan.	Approved (by CFCB)	54.732	..	8.500	9.000	0.461	0.500
2.	Special Studies and Investigation.	
(a)	Brahmaputra-Ganges Meghna Complex Study (New).	Un-approved	**	1.200	..	0.700
(b)	Hydraulic Studies of Major Rivers and North-East Regional Study (New).	Approved (by CFCB)	28.400	1.500	..	0.800
(c)	South-West Regional Study including Models and Estuarine Control (New).	Un-approved	**	1.500	..	0.700
(d)	North-West Region Study (New).	Do.	..	**	..	1.000	..	0.696
(e)	Coastal Water Management Project Study (New).	Do.	..	**	..	0.500	..	0.200
(f)	Flood Consulting Group (New).	Do.	**	0.500	..	0.100
(g)	East Pakistan Mapping Project (New).	Do.	13.400	500	..	0.300
(h)	East Pakistan Aerial Photography Project (New).	Approved (by CFCB)	16.683	2.350	..	2.000
3.	Development and Modernization of Hydraulic Research Laboratory.	Approved	6.306	6.014	0.475	1.500	0.200	..
Total (Studies, Survey, and Investigation).			190.000*	6.014	8.975	20.550	0.661	5.996

*The amount shows 4th Plan estimate.

**Estimates are under preparation.

Serial No.	Name of Scheme	Status of Scheme	Estimated cost	Expenditure incurred up to 3rd Plan	Likely expenditure during 1970-71	Provision for 1971-72		
						Total	Cash Foreign Exchange	Foreign Aid
1	2	3	4	5	6	7	8	9
II. PROJECT PREPARATION :								
1.	Major Project on the Ganges in East Pakistan (Survey).	Approved	27.370	12.001	0.600	2.100	0.060	0.750
2.	Control over Brahmaputra for Flood Control (Survey).	Do.	61.253	26.103	7.500	9.330	0.504	1.200
3.	Water Transfer Planning studies	Approved (by CFCB).	3.800	..	2.600	1.133	..	0.200
4.	Services of General Consultants.	Approved	108.740	77.072	13.500	11.663	..	7.054
Sub-Total (II) ..			201.163	115.176	24.200	24.226	0.564	9.204
III. BARRAGE PROJECT :								
1.	Ganges Barrage Project, Phase I	Un-approved	3,489.310	..	4.538	9.000	0.500	1.400
Sub-Total (III) ..			3,489.310	..	4.538	9.000	0.500	1.400
IV. FLOOD REGULATION PROJECT :								
1.	G.K. Project Kushtia Unit.	Approved	197.800	..	22.365	27.000	0.275	..
	(a) Phase I ..	Un-approved	228.072	234.720	(6.565)	(7.000)
	(b) Phase II ..	Un-approved	282.511	145.126	(15.800)	(20.000)	(0.275)	..
2.	Coastal Embankment Project.	Approved	576.000	820.045	87.830	132.000	..	1.800
		Un-approved	1,145.070					
3.	Chandpur Project ..	Approved	84.578	77.205	22.540	25.000	..	3.800
		Un-approved	141.400					
4.	Dacca South West Project.	Un-approved*	524.900	..	7.514	20.000	..	2.200
5.	Karnafuli Flood Control and Irrigation Project.		7.345	12.000	..	4.300
	(a) Halda and Ichamati Project.	Un-approved*	223.745 43.975	..	(6.945)	(9.650)	..	(4.300)
	(b) Muhuri River Project.	Un-approved*						

(Rupees in million).

Serial No	Name of the scheme	Status of Scheme	Estimated cost	Expenditure incurred up to 3rd Plan	Likely expenditure during 1970-71	Provision for 1971-72		
						Total	Cash Exchange	Foreign Aid
1	2	3	4	5	6	7	8	9
	(c) Gumai Beel Flood Control and Drainage Scheme, Phase I (Ichamati Unit).	Approved	4.524	..	(0.400)	(2.350)
6.	Upper Kushiya Project.	*Un-approved	76.089	..	0.150	1.000	..	0.100
7.	Khowai River Project.	Un-approved*	47.413	..	2.500	3.000	..	0.100
8.	Pabna Project Phase I.	Un-approved*	205.770	..	1.700	3.000	..	0.600
9.	Belkuchi Project	.. Un-approved*	90.320	..	0.600	3.000	..	0.500
Sub-Total			3,013.789	1,277.096	152.544	226.000	0.275	13.400
V. URBAN PROTECTION SCHEMES			500.000**	..	43.198	64.952	1.200	..
VI. CHANNEL IMPROVEMENT, RIVER TRAINING AND ESTUARINE CONTROL WORKS.			150.000**	..	6.545	5.272
(a)	River Training Work of Sangu River at Dohazari, district Chittagong.	Approved (by CFCB)	4.338	..	(3.781)	(0.547)
(b)	River Training Work of the Matamuhuri at Chirigga district Chittagong.	Approved (by CECB)	7.489	..	(2.764)	(4.725)
Grand Total ..			7,544.262	1,398.286	240.000	350.000	3.200	30.000

*Flood Control Part on-going according to programme approved by the Flood Control Board.


**The amount shows 4th Plan Estimate.

APPENDIX A

Break-up of Urban Protection Schemes included in the Flood Control Programme for 1971-72

(Rupees in million)

Serial No.	Name of Scheme.	Likely expenditure during 1970-71	Provision for 1971-72		
			Total	Cash Foreign Exchange	Foreign Aid
1	2	3	4	5	6
		5.200	17.550	1.200	..
1. Dacca	22.748	17.956
2. Serajganj	0.250	0.750
3. Chilmari	0.250	0.300
4. Dinajpur	0.700	0.961
5. Dewanganj	0.210	0.310
6. Tangail	0.210	1.150
7. Habiganj	0.220	0.300
8. Sunamganj	0.400	1.000
9. Bhairab Bazar	0.500	0.435
10. Chandpur	2.900	5.000
11. Chittagong	0.430	1.500
12. Faridpur	0.280	0.300
13. Madaripur	0.280	0.300
14. Gopalganj	0.850	1.000
15. Khulna	0.500	3.000
16. Kurigram	0.210	0.310
17. Jamalpur	0.100
18. Rangamati	3.200	1.500
19. Kumarkhali	2.000	6.150
20. Kushtia	0.450	1.300
21. Protective work on the Kushiara River at Zaki-ganj, district Sylhet.		0.020	0.200
22. Protective work on the Khowai River at Balla in Sylhet District.		0.160	0.247
23. Protective work of the Feni River at Ramgarh in the district of Chittagong Hill Tracts.		0.210	0.110
24. Protective work of the Feni River at Bagan Bazar, district Chittagong.		0.550	0.400
25. Protective work of the Muhuri River at Bellonia, district Noakhali.		0.350	0.423
26. Protective work of the Feni River at Lacharipara, district Chittagong Hill Tracts.		0.120	0.400
27. Moulvi Bazar,	1.000
28. Construction of Surma Dyke in Sylhet	1.000
29. Haragacha
	Total	43.198	64.952	1.200	..




COASTAL RECONSTRUCTION PROGRAMME

(Rupees in million)

Name of the Scheme	Status	Estimated cost	Provision for 1971-72	Project Aid
1	2	3	4	5
Coastal Reconstruction Programme, REBCAA, Planning Department.	Approved	860.000	100.000	70.000

REBCAA—Reconstruction Board for the Cyclone Affected Areas.



WEST PAKISTAN

141—142

1911

1912


WEST PAKISTAN DEVELOPMENT PROGRAMME 1971-72

SUMMARY

(BY EXECUTING AGENCIES)

(Million Rupees)

Sl. No.	Name of the sector	Punjab	Sind	N.W.F.P.	Baluchistan	Autonomous Bodies	Total
1	2	3	4	5	6	7	8
1.	Agriculture	69.772	20.371	21.662	7.832	59.810	179.447
2.	Water	28.000	13.618	5.099	7.315	125.577	179.609
3.	Power	—	—	—	—	380.000	380.000
4.	Industry	2.500	2.500	0.788	1.100	78.555	85.443
5.	Fuels & Minerals ..	—	—	0.200	—	4.200	4.400
6.	Transport & Communi- cations	100.000	19.678	18.488	16.764	121.858	276.788
7.	Physical Planning and Housing	63.000	43.382	15.245	5.478	—	127.105
8.	Education	84.228	40.550	35.560	3.586	—	163.924
9.	Health	46.000	10.669	21.818	3.355	—	81.842
10.	Family Planning ..	16.000	5.100	5.300	0.440	—	26.840
11.	Social Welfare ..	2.949	1.495	0.583	—	—	5.027
12.	Manpower	2.551	0.565	0.610	0.330	—	4.056
13.	Works Programme ..	25.000	3.000	11.000	5.500	—	44.500
14.	Block Allocation ..	60.000	20.000	—	—	—	80.000
Total (Gross) ..		500.000	180.928	136.353	51.700	770.000	1,638.981
Outside the Plan ..							T70.0000
1. Indus Basin							
Total (Programme) ..		—	—	—	—	—	2,338.918



**A. PROGRAMME OF
THE
PROVINCIAL GOVERNMENTS
OF**

- 1. PUNJAB.**
- 2. SIND.**
- 3. N.W.F.P.**
- 4. BALUCHISTAN**

THE UNIVERSITY OF CHICAGO PRESS

THE UNIVERSITY OF CHICAGO PRESS
54 EAST LAKE STREET
CHICAGO, ILLINOIS 60607
TEL: 773-936-3700
WWW.UCHICAGO.PRESS.EDU

THE UNIVERSITY OF CHICAGO PRESS

DEVELOPMENT PROGRAMME 1971-72

WEST PAKISTAN—SUMMARY

(PROGRAMMES OF THE PROVINCIAL GOVERNMENTS)

(Rupees million)

Sector	Punjab		Sind		N.W.F.P.		Baluchistan		Total	
	Budget Provision	F.E. Comp.	Budget Provision	F.E. Comp.	Budget Provision	F.E. Comp.	Budget Provision	F.E. Comp.	Budget Provision	F.E. Comp.
1. Agriculture ..	69.772	7.081	20.371	9.875	21.662	4.058	7.832	2.800	119.637	23.814
2. Water	28.000	0.390	13.618	1.070	5.099	—	7.315	1.550	54.032	3.010
3. Industry ..	2.500	0.200	2.500	—	0.788	0.098	1.100	0.500	6.888	0.798
4. Fuels & Minerals	—	—	—	—	0.200	—	—	—	0.200	—
5. Transport & Communications	100.000	0.500	19.678	0.280	18.488	0.130	16.764	1.744	154.930	2.654
6. Physical Plann- ing & Housing	63.000	—	43.382	2.020	15.245	—	5.478	—	127.105	2.020
7. Education & Tr- aining ...	84.228	1.125	40.550	3.212	35.560	1.282	3.586	—	163.924	5.619
8. Health —	46.000	0.335	10.669	0.225	21.818	6.064	3.355	0.710	81.842	7.334
9. Family Planning	16.600	—	5.100	—	5.300	—	0.440	0.110	26.840	0.110
10. Social Welfare	2.949	—	1.495	—	0.583	—	—	—	5.027	—
11. Manpower and Employment ...	2.551	0.100	0.565	—	0.610	—	0.330	0.200	4.056	0.300
12. Works Progra- mme.	25.000	—	3.000	—	11.000	—	5.500	—	44.500	—
13. Block Allocation	60.000	—	20.000	—	—	—	—	—	80.000	—
Total (Gross) ..	500.000	9.731	180.928	16.682	136.353	11.632	51.700	74.614	868.981	45.659
Less (Shortfall) ..	77.900	—	—	—	12.273	—	4.700	—	94.873	—
Total (Net) ..	422.100	9.731	180.928	16.682	124.080	11.632	47.000	74.614	77.108	45.752

PUNJAB

149—150

GAATUC

025-04

DEVELOPMENT PROGRAMME 1971-72

SUMMARY—PUNJAB

(Million Rupees)

Sl. No.	Name of the Sector	Provision for 1971-72	Foreign Exchange required for 1971-72		
			Total	Own Resources	Foreign Aid
1	2	3	4	5	6
1.	Agriculture	69.772	7.081	0.879	6.202
2.	Water	28.000	0.390	0.390	—
3.	Industry	2.500	0.200	0.200	—
4.	Fuels and Minerals	—	—	—	—
5.	Transport & Communications	100.000	0.500	0.300	0.200
6.	Physical Planning and Housing	63.000	—	—	—
7.	Education and Training	84.228	1.125	0.125	1.000
8.	Health	46.000	0.335	0.335	—
9.	Family Planning	16.000	—	—	—
10.	Social Welfare	2.949	—	—	—
11.	Manpower and Employment	2.551	0.100	—	0.100
12.	Works Programme	25.000	—	—	—
13.	Block Allocation	60.000	—	—	—
	Total (Gross) ...	500.000	9.731	2.229	7.502
	<i>Less (Operational Shortfall) ...</i>	<i>77.900</i>	<i>—</i>	<i>—</i>	<i>—</i>
	Total (Net) ...	422.100	9.731	2.229	7.502

DEVELOPMENT PROGRAMME 1971-72

SUMMARY—PUNJAB

(On-going and New Schemes)

(Million Rupees)

Sl. No.	Name of the Sector	On-going	New	Total (On-going & New)
1	2	3	4	5
1.	Agriculture	66.996	2.776	69.772
2.	Water	21.188	6.812	28.000
3.	Industry	1.567	0.933	2.500
4.	Fuels and Minerals	—	—	—
5.	Transport & Communications	80.838	19.162	100.000
6.	Physical Planning and Housing	57.115	5.885	63.000
7.	Education and Training	56.129	28.099	84.228
8.	Health	36.097	9.903	46.000
9.	Family Planning	16.000	—	16.000
10.	Social Welfare	2.949	—	2.949
11.	Manpower	2.151	0.400	2.551
12.	Works Programme	25.000	—	25.000
13.	Plock Allocation	—	60.000	60.000
	Total (Gross) ..	366.030	133.970	500.000
	Less (Shortfall) —			77.900
	Total (Net) ..			422.100

Serial No.	Name of the scheme	Status of the Scheme	Estimated cost	Estimated expenditure during the Third Plan period	4th Plan allocation
1	2	3	4	5	6

(I) AGRICULTURE AND AGRICULTURAL CREDITS :**(a) On-going Schemes :****PROGRAMME OF AGRICULTURE DEPARTMENT****(i) PLANT PROTECTION**

1.	Acquisition of Plant Protection Material for Ground Operations.	Recommended	159.787	74.565	270.000
2.	Plant Protection Institute, Lyallpur	Approved	2.848
	Total (Plant Protection) ..				

(ii) SEED MULTIPLICATION AND DISTRIBUTION

3.	Replacement of Bullocks	Approved	2.378	2.044	0.350
	Total (Seed Multiplication and Distribution) ..				

(iii) MECHANIZATION

4.	Development of land and provision of machinery for augmenting water supplies.	Recommended	82.082	34.774	25.500
5.	Subsidy on Sinking of Diesel Tubewell	Un-approved	4.150
	Total (Mechanization) ..				

(iv) AGRICULTURAL EXTENSION

6.	Agriculture Development in SCRAP II-A	Recommended	2.360	1.257	1.310
	Total (Agricultural Extension) ..				

(v) SOILS

7.	Rapid Soil Fertility Survey and Soil Testing Institute.	Do.	9.229	3.488	2.500
8.	Soil Conservation Operation Project	Do.	25.006	20.812	20.000
9.	Scheme for Improvement of Saline and Alkaline Soil with Gypsum.	Do.	0.682	0.500	1.100
	Total (Soils) ..				

(Rupees in million)

CULTURE

Revised estimates for 1970-71	Provision for 1971-72	Foreign Exchange required for 1971-72			Source of Foreign Aid	Expenditure during subsequent years		
		Total	Own resources	Foreign Aid		1972-73	1973-74	1974-75
7	8	9	10	11	12	13	14	15
18.943	18.000	
0.455	0.500	
19.398	18.500				
0.318	0.170			
0.318	0.170				
7.910	8.475	1.300	0.300	1.000	USSR Credit.			
	1.000							
7.910	9.475	1.300	0.300	1.000				
0.742	0.700			
0.742	0.700				
1.173	1.000			
5.008	3.200			
0.150	0.150			
6.331	4.350			

Serial No.	Name of the Scheme	Status of the Scheme	Estimated cost	Estimated expenditure during Third Plan period	4th Plan allocation
1	2	3	4	5	6
(vi) AGRICULTURAL RESEARCH					
10.	Shifting, Expansion and Intensification of Agricultural Research and Introduction of New Section at A.R.I., Lyallpur.	Recommended	21.629	6.867	5.792
11.	Microplot Trails of Wheat Varieties	Approved	1.000	--	1.150
12.	Residential and non-residential Accommodation at Rice Research Station, Kala Shah Kaku.	Do.	1.953	0.742	1.950
13.	Maize and Millets Research Institute, Yousafwala.	Do.	3.299	..	3.299
14.	Rice Research Institute, Kala Shah Kaku	Do.	3.342	..	3.340
15.	Accelerated Potato Improvement and Production Programme.	Do.	0.724	..	0.750
16.	Accelerated Oil Seed Improvement and Production Project.	Do.	0.609	..	0.800
17.	Accelerated Gram and other Pulses Programme -- .	Do.	0.998	..	1.750
18.	Wheat Improvement Project in rain fed areas --	Do.	0.999	..	2.500
	Total (Agriculture Research) ..				
	Total (a) On-going Schemes
New Schemes :					
(i) PLANT PROTECTION					
19.	Control of Cricket -- -- -- --	Do.	0.961	--	..
	Total Plant Protection --		
(ii) SEED MULTIPLICATION AND DISTRIBUTIONS					
20.	Introduction of new crops and seeds	Un-approved	0.500	..	0.500
	Total Seed Multiplication and Distribution	
(iii) AGRICULTURAL EXTENSION					
21.	Conversion of Agricultural Training Institute, Sardogha into "In-Service Training Institute".	Approved	0.946	..	0.910
	Total Agricultural Extension ..				

(Rupees in million)

Revised estimate for 1970-71	Provision for 1971-72	Foreign Exchange required for 1971-72			Source of Foreign Aid	Expenditure during subsequent years		
		Total	Own resources	Foreign Aid		1972-73	1973-74	1974-75
7	8	9	10	11	12	13	14	15
1.114	1.000
0.109	0.200
0.610	0.478
0.125	0.550
0.427	0.350
0.136	0.125
0.247	0.250
0.050	0.250
0.212	0.250
3.030	3.453
37.729	36.648	1.300	0.300	1.000
..	0.175
..	0.175
..	0.100	0.100	0.100
..	0.100	0.100	0.100
..	0.275
..	0.275

Serial No.	Name of the scheme	Status of the Scheme	Estimated cost	Estimated expenditure during the Third Plan period	4th Plan allocation
1	2	3	4	5	6
(iv) AGRICULTURAL RESEARCH					
22.	Research and Development of Citrus Fruits	.. Approved	1.500
23.	Agriculture Economics Studies Cell Do.	0.953	..	0.950
	Total Agricultural Research	..			
(v) AGRICULTURAL EDUCATION					
24.	Overseas scholarships for training Do.
	Total (Agricultural Education)	..			
	Total (b) New Schemes	..			
	Grand Total—Agriculture and Agricultural Credits	..			
II. AGRICULTURAL UNIVERSITY EDUCATION					
EDUCATION DEPARTMENT					
1.	West Pakistan Agricultural University, Lyallpur. Do.	68.600	19.667	24.428
			19.185		
2.	Establishment of Animal Reproduction Department at Agricultural University, Lyallpur. Do.	2.817	..	2.817
	Total—Agricultural Education	..			

(Rupees in million)

Revised estimates for 1970-71	Provision for 1971-72	Foreign Exchange required for 1971-72			Source of Foreign Aid	Expenditure during subsequent years		
		Total	Own resources	Foreign Aid		1972-73	1973-74	1974-75
7	8	9	10	11	12	13	14	15
..	0.125
..	0.100
..	0.225
..	0.229	0.229	..	0.229	Ford Foundation
..	0.229	0.229	..	0.229
..	1.004	0.329	0.100	0.229
37.729	37.652	1.629	0.400	1.229
6.000	5.000	3.671	..	3.671	IDA USAID
..	0.772
6.000	5.772	3.671	..	3.671

Serial No.	Name of the scheme	Status of the Scheme	Estimated cost	Estimated expenditure during the Third Plan period	4th Plan allocation
1	2	3	4	5	6
III ANIMAL HUSBANDRY :					
ANIMAL HUSBANDRY DEPARTMENT					
On-going Schemes					
1.	Provision of medicines in 1500 Union Councils where Stock Assistants have been provided.	Approved	4.800	1.184	..
2.	Provision of Additional Staff and Facilities at the existing Hospitals and Dispensaries.	Do.	2.139	0.843	..
3.	Provision of staff to the new Hospitals and Dispensaries.	Do.	0.929	0.158	..
4.	Establishment of Planning and Statistical Cell (Director Animal Husbandry, Lahore Multan and Veterinary Research Institute, Lahore).	Do.	0.155	0.013	-
5.	Post Graduates Training fellowships in Animal Production, Research and Extension.	Do.	0.793
6.	Employment of 1500 Stock Assistants at Union Councils level for the control and eradication of contagious and infectious diseases.	Do.	3.480	1.233	..
7.	Increased Broiler Production	Do.	0.976	0.140	..
8.	Pak-Swedish, Artificial Insemination Project	Recommended	26.226 including Rs. 74.25 F. Aid
9.	Pak-Danish Research Development and Demonstration Station, at Bahadurnagar.	Approved	4.011	0.293	..
10.	Comprehensive Scheme for Livestock Production, Research Institute at Bahadurnagar.	Do.	6.437
11.	Lahore Milk Supply Scheme	Do.	10.600	7.368	..
12.	Supply of Anaerobic Disease of Livestock	Do.	0.067	0.026	..
13.	Study of Johne's Disease	Do.	0.045	0.026	..
14.	Destruction of Wild Boars	Do.	0.019	0.001	..
15.	Foot and Mouth Disease Research Centre, Lahore.	Do.	3.119	0.324	..
16.	Modernization of Animal Health Laboratory and Veterinary Research.	Do.	2.305	0.132	..
			Government share 48.75 Aid		
17.	Modernization of Existing Government Poultry Farms Lahore.	Do.	0.999	0.367	..
18.	Grant of scholarships to the students for studies at the College of Animal Husbandry Lahore.	Do.	1.177	0.977	..
19.	Modern equipments for the College of Animal Husbandry, Lahore.	Do.	0.525	0.264	..
20.	Provision of Transport facilities at the College of Animal Husbandry, Lahore.	Do.	0.282	-	..
21.	Animal Reproduction Section at Bahadurnagar Livestock Institute, Sahiwal.	Do.	3.415 including Aid 13.25
	Total (On-going Schemes) ..				
	Total (Animal Husbandry) ..				

(Rupees in million)

Revised estimates for 1970-71	Provision for 1971-72	Foreign Exchange required for 1971-72			Source of Foreign Aid	Expenditure during subsequent years		
		Total	Own resources	Foreign Aid		1972-73	1973-74	1974-75
7	8	9	10	11	12	13	14	15
0.585	0.550
0.534	0.620	0.025	0.025
0.205	0.250
..	0.039	0.008	0.008
0.064	0.075
0.582	1.069
0.172	0.250
2.900	1.533
0.999	0.636	0.293	0.293
0.783	0.593
0.806	0.744
0.022	0.030
0.018	0.019
0.001	0.016
0.068	0.436
0.365	1.167	1.167	..	1.167	U.N.O. Grant
0.058	0.270
0.199	0.050
..	0.050
0.137	0.022
0.170	0.883
8.668	9.302	1.493	0.326	1.167				
8.668	9.302	1.493	0.326	1.167				

Serial No.	Name of the scheme	Status of the Scheme	Estimated cost	Estimated expenditure during the Third Plan period	4th Plan allocation
1	2	3	4	5	6
IV. COLONIZATION AND LAND REFORMS :					
(a) On-going Schemes :					
1.	Consolidation of Land Holdings Schemes in districts of Punjab.	Approved	87.540	20.160	25.700
		Receipts ..		21.500	..
2.	Extension of the scheme for the consolidation of Land Holdings to the Bahawalpur Division.	Do.	2.000	1.395	54.16
		Receipts ..		0.473	..
Gross Total (Colonization and Land Reforms)					
		Receipts			

(Rupees in million)

Revised estimates for 1970-71	Provision for 1971-72	Foreign Exchange required for 1971-72			Source of Foreign Aid	Expenditure during subsequent years		
		Total	Own resources	Foreign Aid		1972-73	1973-74	1974-75
7	8	9	10	11	12	13	14	15
4.084	3.800
3.000	2.800
0.386	0.337
0.200	0.200
4.470	4.137
3.200	3.000

Serial No.	Name of the scheme	Status of the Scheme	Estimated cost	Estimated expenditure during the Third Plan Period	4th Plan allocation
1	2	3	4	5	6
V COOPERATIVES AND RURAL CREDIT :					
On-going Schemes :					
1.	Co-operative Sheep Shearing Grading and Marketing of Wool in Bahawalpur Region in Cholistan area.	Approved	1.863	0.431	..
2.	Pak-German Institute of Co-operative Agriculture Demonstration Farm in Chak 5-Faiz Multan.	Un-approved	6.717	1.452	..
3.	Introduction of Co-operative Mechanized Farming Chaks of Multan Zone.	Do.	17.950	1.406	...
4.	Co-operative Consumer Societies	Approved	6.355	1.420	..
5.	Reconstruction of Rural Credit and Agriculture Marketing.	Do.	15.550
	(a) Cost of Administrative Staff	0.946	..
	(b) Construction of Godown and Depots (Service Cooperative).	1.650	..
	(c) Re-organization of societies (Pay and Training cost of Manager and Assistant Managers).	0.056	..
Total (Co-operatives and Rural Credit)					

(Rupees in million)

Revised estimates for 1970-71	Provision for 1971-72	Foreign Exchange required for 1971-72			Source of Foreign Aid	Expenditure during subsequent years		
		Total	Own resources	Foreign Aid		1972-73	1973-74	1974-75
7	8	9	10	11	12	13	14	15
0.093	0.150
0.435	0.951
0.165	0.020
1.620	2.138	0.135	..	0.135	Denmark
..
0.291	0.413
0.068	0.100
..	0.090
2.672	3.862	0.135	..	0.135				

Serial No.	Name of the scheme	States of the Scheme	Estimated cost	Estimated expenditure during the Third Plan period	4th Plan allocation
1	2	3	4	5	6

VI FISHERIES :

FISHERIES DEPARTMENT

On-going Schemes :

1.	Research Institute for Fisheries at Chhenawan ..	Approved on-going for 3rd plan	0.435	0.071	0.735
2.	Development of Fisheries in Dams and Reservoirs.	Do.	0.228	0.141	..
3.	Establishment of fish Seeds Farms and Nurseries.	Do.	0.671	0.305	0.369
4.	Abandoned Irrigation Canals for fish culture ..	Do.	0.567	0.269	0.094
Total Fisheries Department—On-going Schemes ..					

(Rupees in million)

Revised estimates for 1970-71	Provision for 1971-72	Foreign Exchange required for 1971-72			Source of Foreign Aid	Expenditure during subsequent years		
		Total	Own resources	Foreign Aid		1972-73	1973-74	1974-75
7	8	9		11	12	13	14	15
0.070	0.082			
0.018	0.024			
0.056	0.073			
0.024	0.016			
0.168	0.195			

(Rupees in million)

Revised estimates for 1970-71	Provision for 1971-72	Foreign Exchange required for 1971-72			Source of Foreign Aid	Expenditure during subsequent years		
		Total	Own resources	Foreign Aid		1972-73	1973-74	1974-75
7	8	9	10	11	12	13	14	15
0.954	1.033	
0.218	0.100	
0.054	
0.022	
0.225	
0.018	
0.045	
0.045	
0.020	
0.100	0.170	
0.050	0.280	
0.040	0.060	
0.025	0.220	
0.070	
0.008	0.009	
0.004	0.101	
0.010	0.010	
..	0.011	
..	0.013	
..	0.004	
..	0.052	
0.954	1.033	

Serial No.	Name of the scheme	Status of the Scheme	Estimated cost	Estimated expenditure during the Third Plan period	4th Plan allocation
1	2	3	4	5	6
2.	Electrification of godowns under the Scheme of 1.35 lacs tons at (i) Raiwind 2,000 tons.	Approved	0.019
	(ii) Gujranwala 2,000 tons	Do.	0.016
	(iii) Pattoki	Do.
	Total Item (2)
3.	Phase IV.—Providing Additional House Type Storage Accommodation of the capacity of 11,000 tons in wheat producing districts of Lahore Region.	Do.	3.752 by the P.D. W.P.
					Tons
	1. Alipur Chatta	0.230	0.216	1000
	2. Kamoke	0.123	0.118	500
	3. Eminabad	0.335	0.316	1000
	4. Hafizabad	0.144	0.141	500
	5. Nankana Sahib	0.288	0.234	1000
	6. Sheikhpura	0.269	0.260	1000
	7. Chuharkana	0.244	0.232	1000
	8. Jhang	0.326	0.311	1000
	9. Shorkot Road	0.181	0.200	500
	10. Gojra	0.382	0.297	1000
	11. Jaranwala	0.359	0.276	1000
	12. T. T. Singh	0.351	0.327	1000
	13. Sialkot	0.139	0.139	500
	Total Item (3)				
4.	Phase V.—Providing Additional Storage Accommodation of the capacity of 1500 tons in wheat growing districts of Multan Region.	Approved by PDWD	4.446
					Tons
	1. Multan	0.615	0.622	2,000
	2. Vehari	0.615	0.623	2,000
	3. Mian Channu	0.615	0.393	2,000
	4. Burewala	0.615	0.482	2,000
	5. Pakpattan	0.974	0.386	3,500
	6. Okara	0.449	0.193	1,500
	7. Leiah	0.393	0.216	1,500
	8. Haroonabad	0.168	0.148	500
	Total Item (4)				
	Total (Foodgrains Storage)				

(Rupees in million)

Revised estimates for 1971-71	Provision for 1971-72	Foreign Exchange required for 1971-72			Source of Foreign Aid	Expenditure during subsequent years		
		Total	Own resources	Foreign Aid		1972-73	1973-74	1974-75
7	8	9	10	11	12	13	14	15
..	0.019
..	0.016
..	0.031
..	0.066
0.016
0.003
0.015
0.004
0.054
0.010
0.014
..
0.001
0.015
0.124
0.010	0.008
..
0.266	0.008
..
0.007
0.007
0.224
0.132
0.555	0.030
0.187	0.010
0.150	0.005
..
1.262	0.045
2.482	1.152

Serial No.	Name of the scheme	Status of the Scheme	Estimated cost	Estimated expenditure during the Third Plan period	4th Plan allocation
1	2	3	4	5	6
VIII. FORESTRY :					
(a) On-going Schemes :					
(i) —RANGE MANAGEMENT					
1.	Range Management in Cholistan	Approved	3.496	2.011	..
2.	Range Management Operational Project Thal	Do.	2.635	1.557	..
			17.075		
	Total (Range Management) ..				
ii.—AFFORESTATION AND REGENERATION :					
3.	Walnut Plantation over 1350 acres in Murree Hills	Do.	0.150	0.040	..
4.	Planting of 180 Miles length of P.W.D. Road side Land strips in Rawalpindi.	Do.	0.322	0.210	..
5.	Planting of 600 miles length of P.W.D. Roadside Land strips in Multan.	Do.	0.656	0.082	..
6.	Development of Canal side Plantation in Lahore Region.	Do.	7.744	2.804	..
7.	Development of Canal side Plantation in Multan.	Do.	4.860	2.145	..
8.	Afforestation for operational requirements ..	Do.	1.866	0.032	..
9.	Feasibility Survey for Special Purposes ..	Do.	0.314
	Total Afforestation & Regeneration ..				
iii.—WATERSHED MANAGEMENT					
10.	Rehabilitation of Land around Ghoragali	Do.	0.739	0.390	..
11.	Mangla Watershed Management	Do.	122.642	13.704	24.026
	Total Watershed Management ..				
vi.—MANAGEMENT & IMPROVEMENT OPERATIONS					
12.	Preparation of Working Plans	Do.	3.790	1.974	..
			2.586		
13.	Improvement of Communications for Fire Protection and extraction of forest produces in Murree Hills.	Do.	4.843	1.230	..
14.	Control of Shisham Defoliator and and other Pests	Do.	2.655	1.049	..
15.	Construction of Link Road in Murree Hills ..	Do.	1.668
	Total Management and Improvement Operations ..				
v.—SERICULTURE :					
16.	Development of Sericulture in Punjab	Do.	4.500	2.110	..
	Total Sericulture ..				
vi.—RESEARCH AND EDUCATION :					
17.	Introduction of valuable exhotic species ..	Do.	0.260	0.124	..
18.	Collection of growth and yield statistic of quick growing Forests species.	Do.	0.028
	Total Research and Education ..				
	Total (Forestry) ..				
	Grand Total (Agriculture) ..				

(Rupees in million)

Revised estimate for 1970-71	Provision for 1971-72	Foreign Exchange required for 1971-72			Source of Foreign Aid	Expenditure during subsequent years		
		Total	Own resources	Foreign Aid		1972-73	1973-74	1974-75
7	8	9	10	11	12	13	14	15
0.371	0.300				
0.293	0.483				
0.664	0.783				
0.010	0.049				
0.034	0.028				
0.058	0.159				
0.895	0.877				
0.435	0.519				
0.023	0.611				
0.145	0.100				
1.600	2.403				
0.119	0.183				
3.554	2.050				
3.673	2.233				
0.403	0.493				
0.382	0.397				
0.293	0.325				
0.339	0.338				
1.417	1.553				
0.448	0.666	0.150	1.150	..				
0.448	0.666	0.150	0.150	..				
0.038	0.051	0.003	0.003	..				
0.017	0.011				
0.055	0.062	0.003	0.003	..				
7.857	7.700	0.153	0.153	..				
70.046	69.772	7.081	0.879	6.202	..			

Serial No.	Name of the scheme	Status of the Scheme	Estimated cost	Estimated expenditure during the Third Plan period	4th Plan allocation
1	2	3	4	5	6
ON-GOING SCHEMES					
I. MULTIPURPOSES DEVELOPMENT					
1.	Thal Project (Including Headworks)	Approved	154.514	4.329	8.158
2.	Bakhat extension scheme	Do.	4.950	2.887	1.692
3.	Mianwali lift irrigation scheme	Do.	5.607	0.441	0.262
4.	Taunsa Project (Head works) Unit No. 1	Do.	117.075	0.954	6.000
5.	Taunsa Barrage Project (Other than Headworks) Unit No. II.	Do.	27.523	4.662	2.251
6.	Taunsa Project (Other than Headworks) Unit No. III.	Do.	100.537	22.600	1.600
Total (Multipurpose Dev.)					
II. SURVEY AND INVESTIGATIONS					
7.	Reorganization of Irrigation Research Institute (Phase II).	Do.	4.011	1.538	2.380
8.	Channel Regime observation programme	Do.	0.867	0.357	0.400
9.	Constructing Radio Isotope Research Centre	Do.	1.257	0.010	0.400
10.	Basic Research Studies in Irrigation Research Institute.	Do.	2.810	..	2.850
11.	Full Implementation and operation of Hydrological Survey.	Do.	2.723	0.288	2.480
Total (Survey and Inv.)					
III. TUBE-WELL AND SMALL IRRIGATION SCHEMES					
12.	Bet area Tube-well Scheme	Do.	1.270	0.611	0.300
13.	Installing tube-wells to improve the intensity of irrigation on tail Depalpur and Mehranwala Distributory.	Do.	1.266	0.100	..
14.	Installing Tube-wells on Matanwala and tail reaches of Mahtabgarh Minor.	Do.	0.639	0.347	..
15.	Installing 52 No : Tube-wells for extending irrigation facilities for land in Sialkot Tehsil Upstream of Marala Headworks.	Do.	1.225	0.915	..
16.	Providing Irrigation facilities in river an area from Marala Headworks to Elexendera Bridge along left bank of River Chenab.	Do.	1.884	1.141	..
17.	Amruka tube-wells scheme	Do.	1.507	0.722	..
18.	Multan G.M.F. Tube-well Scheme No. 5	Do.	0.850	0.791	..
19.	Multan G.M.F. Tube-well scheme No. 6	Do.	0.432	0.420	..

(Rupees in million)

Revised estimates for 1970-71	Provision for 1971-72	Foreign Exchange required for 1971-72			Source of Foreign Aid	Expenditure during subsequent years		
		Total	Own resources	Foreign Aid		1972-73	1973-74	1974-75
7	8	9	10	11	12	13	14	15
0.500	1.000	
1.200	0.400	
0.112	0.075	
2.296	2.200	
0.300	0.200	
0.650	0.800	
5.058	4.675	
0.442	0.140	0.040	0.040	
0.082	0.050	0.050	0.050	
0.050	0.100	0.100	0.100	
0.400	0.333	
0.500	0.300	
1.474	0.923	0.190	0.190	
..	0.100	
..	0.100	
..	0.004	
0.106	0.100	
0.302	0.100	
0.030	0.015	
0.020	0.020	
0.010	0.010	

Serial No.	Name of the scheme	Status of the Scheme	Estimated cost	Estimated expenditure during the Third Plan Period	4th Plan allocation
1	2	3	4	5	6
ON-GOING SCHEMES					
III. TUBE-WELL AND SMALL IRRIGATION SCHEMES—contd.					
20.	Fadda Shahpur Tube-well Scheme	Approved	0.598	0.617	..
			1.127		
21.	Islam Qaim Tube-well Scheme Phase II	Do.	0.716	0.702	..
			0.990		
22.	Islam Qaim Tube-well Scheme	Do.	0.423	0.497	..
			0.596		
23.	Mianwali Riverian Area Tube-well Scheme	Do.	4.844	3.107	..
24.	Lamma Distributary G.M.F. Tube-well Scheme.	Do.	0.606	0.532	..
25.	4-L Ikhtiar and other distributary Tube-well Scheme.	Do.	0.925	0.766	..
26.	Raj Rahim Distributary and Qabool Minor G.M.F. Tube-well Scheme.	Do.	0.879	0.837	..
27.	Khan Bella and Duphly Minor G.M.F. Tube-well Scheme.	Do.	0.939	0.759	..
28.	Allahabad and Metla Minor G.M.F. Tube-well Scheme.	Do.	0.939	0.875	..
29.	Bunwala G.M.F. Tube-well Scheme	Do.	0.593	0.520	..
30.	Mopalke tube-well Project	Do.	0.832	0.045	0.111
31.	Gogera tube-well Project	Do.	0.852	0.655	0.273
32.	Thal/Leiah Tube-well Scheme	Do.	2.930	1.900	0.408
33.	Campbellpur Tube-well Irrigation Scheme for 40 Tube-wells and 60 trialbores.	Do.	2.145	0.366	0.090
34.	Central Tube-well Project	Do.	19.941	2.746	..
35.	Rehabilitation and reconditioning 9-L Disty : of L.B.D.C.	Do.	1.388	1.078	0.381
36.	Other works	Do.
	Total (Tubewell and Small Irrigulion)				
IV. DRAINAGE, RECLAMATION AND TUBE-WELLS					
37.	Constructing Drainage scheme in Thal Area	Do.	4.054	0.110	0.154
38.	Constructing Manaka seepage Drain Downstreams Loharanwala Regulator.	Do.	0.728	0.285	0.320
39.	Constructing Mcleodganj drainage system	Do.	1.752	0.855	..
			3.070		

(Rupees in million)

Revised estimates for 1970-71	Provision for 1971-72	Foreign Exchange required for 1971-72			Source of Foreign Aid	Expenditure during subsequent years		
		Total	Own resources	Foreign Aid		1972-73	1973-74	1947-75
7	8	9	10	11	12	13	14	15
0.110	0.115	
0.016	0.100	
..	0.079	
0.100	0.150	
0.010	0.010	
0.035	0.010	
0.030	0.010	
0.012	0.010	
..	0.020	
..	0.010	
0.005	0.020	
0.121	0.015	
0.404	0.400	
0.035	0.245	
..	0.236	
0.400	0.100	
..	0.031	
1.746	2.010	
0.125	0.200	
0.200	0.240	
0.360	0.400	

Serial No.	Name of the Scheme	Status of the Scheme	Estimated cost	Estimated expenditure during the third Plan Period	4th Plan allocation
1	2	3	4	5	6
ON-GOING SCHEMES					
IV. DRAINAGE, RECLAMATION AND TUBEWELLS—contd.					
40.	Constructing Sattiana Summandri Drainage system.	Approved	22.157	4.268	17.900
41.	Providing Drainage facilities for Ramnagar Area.	Do.	4.085	0.300	2.840
42.	Constructing Chak Bandi Drainage system ..	Do.	9.239	0.351	6.740
43.	Constructing Chak Jhumra Drainage System Phase. (I).	Do.	14.691	..	6.000
44.	Constructing L.B.N. Drain Part I (Land Compensation).	Do.	2.841	..	0.060
45.	Constructing Pacca Link Water courses in Lalian Reclamation Scheme Scarp II Area.	Do.	1.218	..	3.160
46.	Constructing Pacca Link water courses in Khadir Reclamation Scheme in Scarp II Area.	Do.	1.088
47.	Constructing connecting channels and link water courses in Scarp II.	Do.	0.720	..	3.160
48.	Constructing connecting channels and link water courses in Scarp II (Mandi Baha-ud-Din).	Do.	0.850
49.	Rasul Tubewell Irrigation Scheme	Do.	43.968
50.	Constructing residential and non-residential buildings of Tubewell Operation in Scarp I.	Do.	0.714	..	0.500
51.	Providing Plant and Machinery in Scarp I. ..	Do.	3.285	..	1.000
52.	Constructing Pandoké drainage system ..	Do.	5.900	2.930	3.200
			10.300		
53.	Remodelling Hudiyara Drainage system ..	Do.	1.060	3.072	4.400
			16.000		
54.	Constructing Charar drainage system	Do.	0.557	0.683	0.100
			1.274		
55.	Remodelling and extending Satto Kotla Drain ..	Do.	0.539	0.367	..
			2.142		
56.	Constructing Rai-Wind drainage system. ..	Do.	4.956	4.116	14.200
			13.100		
57.	Constructing Chatianwala drain	Do.	0.558	0.525	2.500
			1.632		
58.	Remodelling Branch and Tributary Drain of Ra-chna Outfall Drainage System.	Do.	16.380	3.338	7.300

(Rupees in million)

Revised estimates for 1970-71	Provision for 1971-72	Foreign Exchange required for 1971-72			Source of Foreign Aid	Expenditure during subsequent years		
		Total	Own resources	Foreign Aid		1972-73	1973-74	1974-75
7	8	9	10	11	12	13	14	15
2.000	1.000	
0.775	1.000	
0.340	0.500	
0.500	0.500	
0.061	0.062	
..	0.200	
..	0.100	
0.200	0.100	
0.200	0.200	
1.147	0.300	
..	0.100	
..	0.290	0.200	0.200	
1.000	0.500	
1.250	0.700	
0.200	0.140	
0.100	0.200	
0.930	1.000	
0.300	0.200	
0.850	0.800	

Serial No.	Name of the scheme	Status of the Scheme	Estimated cost	Estimated expenditure during the third Plan	4th Plan allocation
1	2	3	4	5	6
ON-GOING SCHEMES					
DRAINAGE, RECLAMATION AND TUBEWELLS—contd.					
59.	Remodelling Sangowal Drainage system	.. Approved	0.712	0.292	0.010
60.	Improving Aik Nullah for the protection of Sialkot City and Cantt.	Do.	2.622	1.600	..
61.	Remodelling and extending Sukhrawa drainage system.	Do.	13.163	1.640	4.380
62.	Remodelling Shahbore drainage system	.. Do.	0.452	0.105	..
63.	Remodelling Shergarh drain Do.	0.605	0.519	..
64.	Other Works
Total (Drainage Reclamation etc.)					
V. FLOOD REGULATION WORKS					
65.	Flood Protection works Naugran Village	.. Do.	0.448
66.	Construction of Flood Protection bund Lala Musa.	Un-approved	0.435
67.	Raising and strengthening Minchin bund R.D. 122 243.	Approved	0.467
68.	Constructing 2 No. T. Headspur R.D. 16300 Shahdara Protection bund R.D. 2170 Buti Bund.	Do.	1.198	0.107	0.600
69.	Other Works
Total (Flood Reg.)					
VI. OPEN CANALS					
70.	Constructing Canal Colony at Multan (Phase I.)	Do.	1.169	0.884	0.406
71.	Remodelling L.B.D.C. from R.D. O-353	.. Do.	2.285	1.345	0.894
72.	Constructing Protection works down-stream Trimmu Barrage.	Do.	1.233	..	1.200
73.	Constructing residential and non-residential buildings at Sargodha.	Do.	2.611	..	2.610
74.	Constructing Pacca Road on right side of Lahore Branch from Ferozepur Road to Multan Road.	Do.	0.953	0.402	..
75.	Other Works
Total (Open Canals)		
Total (On-going schemes)		

(Rupees in million)

Revised estimates for 1970-71	Provision for 1971-72	Foreign Exchange required for 1971-72			Source of Foreign Aid	Expenditure during subsequent years		
		Total	Own resources	Foreign Aid		1972-73	1973-74	1974-75
7	8	9	10	11	12	13	14	15
0.302	0.010	
..	0.286	
0.540	0.500	
..	0.190	
..	0.110	
..	0.352	
<u>11.380</u>	<u>10.180</u>	<u>0.200</u>	<u>0.200</u>	<u>..</u>				
..	0.100	
..	0.100	
0.165	0.206	
0.361	0.200	
..	0.464							
<u>0.526</u>	<u>1.070</u>	<u>..</u>	<u>..</u>	<u>..</u>				
0.217	0.106	
0.200	0.400	
1.000	0.233	
0.150	0.500	
0.250	0.200	
..	0.891	
<u>1.817</u>	<u>2.330</u>	<u>..</u>	<u>..</u>	<u>..</u>				
<u>22.001</u>	<u>21.188</u>	<u>0.390</u>	<u>0.390</u>	<u>..</u>				

Serial No.	Name of the scheme	Status of the Scheme	Estimated cost	Estimated expenditure during the third Plan	4th Plan allocation
1	2	3	4	5	6
NEW SCHEMES					
I. MULTI-PURPOSES DEVELOPMENT					
76.	Dajal Branch extension scheme up to Kashmore R.D. 190000-539000.	Approved by P.D.W. P. and recommended to CDWP	68.600	..	12.845
77.	Greater Thal Project	Approved by CDWP and recommended to EC/NEC	143.280	..	42.220
78.	Constructing Jalalpur Canal Phase I	Un-approved	52.500	..	2.500
79.	Re-opening abandoned Area of Eastern Sadiqia Canal.	Approved	0.435
80.	Re-opening of abandoned area and extension of Irrigation on Bahawal canal.	Un-approved	4.042
81.	Re-opening of abandoned area on Abbasia Canal.	Do.	4.992	..	5.000
Total (Multipurpose Dev.)					
II. SURVEY AND INVESTIGATIONS					
82.	River Survey and Discharge observation during 1971-72.	Approved	0.600
83.	Other works	Do.
Total (Survey and Investigations)					
III. DRAINAGE RECLAMATION AND TUBEWELLS					
84.	Other works
Total (Drainage etc.)					
IV. TUBE-WELLS AND SMALL IRRIGATION SCHEMES					
85.	Re-boring damaged Tubewells in SCARP.-II.	Approved	0.500
86.	Other works
Total (Tubewells and small Irrigation)					
V. FLOOD REGULATION WORKS					
87.	Other works
Total (Flood Regulations)					

(Rupees in million)

Revised estimates for 1970-71	Provision for 1971-72	Foreign Exchange required for 1971-72			Source of Foreign Aid	Expenditure during subsequent years		
		Total	Own resource	Foreign Aid		1972-73	1973-74	1974-75
7	8	9	10	11	12	13	14	15
..	0.500	
..	1.750	
..	0.500	
	0.200	
..	0.200	
..	0.200	
..	3.350			
..	0.400	
..	0.300	
	0.700			
..	0.100	
	0.100			
..	0.250	
..	0.090	
	0.340			
..	0.230	
	0.230			

Serial No.	Name of the scheme	Status of the Scheme	Estimated cost	Estimated expenditure during the third Plan period	4th Plan allocation
1	2	3	4	5	6
VI. OPEN CANALS					
88.	Land to be acquired for inundation link channel for Depalpur Canal R.D.o—16159 Upstream.	Un-approved	0.842
89.	Acquiring land for constructing Starah Distributary.	Approved	0.899
90.	Acquisition of land for Marala Ravi Link ..	Do.	0.542
91.	Reconditioning Bahawal Canal. Desert Branch R.D. 27—78	Un-approved	0.518	..	6.250 (for BWP Zone).
92.	Reconditioning existing buildings in Rahimyar Khan Circle.	Do.	0.400	..	2.000 (for BWP Zone).
93.	Other works
Total (New Schemes)					
GRAND TOTAL (Water)					

(Rupees in million)

Revised estimates for 1970-71	Provision for 1971-72	Foreign Exchange required for 1971-72			Source of Foreign Aid	Expenditure during subsequent year		
		Total	Own resources	Foreign Aid		1972-73	1973-74	1974-75
7	8	9	10	11	12	13	14	15
..	0.400	
..	0.004	
..	0.200	
..	0.050	
..	0.067	
..	1.371	
	2.092	..						
..	6.812	
22.001	28.000	0.390	0.390	

Serial No.	Name of the scheme	Status of the Scheme	Estimated cost	Estimated expenditure during the Third Plan period	4th Plan allocation
1	2	3	4	5	6
ON-GOING SCHEMES					
I. DIRECTORATE OF INDUSTRIES					
1.	Re-organisation of Government Wool Spinning and Weaving Development-cum-Training Centre, Jhang City.	Approved	1.000	0.218	0.782
2.	Industrial Estate, Multan	Do.	8.400	2.152	..
3.	Quality Control Organization	Do.	0.766	0.045	0.721
4.	Re-organization of Government Industrial Research Laboratories and the Workshop attached to it.	Do.	2.300	0.830	1.470
5.	Grant of scholarship for the Industrial Education.	Do.	0.027	0.074	..
	Total (Directorate of Industries)
II. PLANNING AND DEVELOPMENT DEPARTMENT					
6.	Industrial Survey Scheme Lahore	Approved	1.193	0.272	..
	Total (Planning and Development Department)				
	Total (On-going Schemes)
NEW SCHEMES					
Directorate of Industries					
<i>New Scheme (Regarding Office Buildings).</i>					
7.	Minor Works	0.202
8.	Special Repairs	0.038
9.	Construction of 1st and 2nd floor of the newly constructed office block.	Un-approved	0.800
	Total Directorate of Industries New Schemes)				
III. PRINTING AND STATIONERY DEPARTMENT					
10.	Shifting of Forms Press at Kot-Lakhpat Purchase of Machinery.	Do.	1.000
IV. MINOR WORKS					
11.	Government Press, Lahore	Do.	0.069
12.	Government Press, Bahawalpur	Do.	0.023
13.	Provincial Stationery Office, Lahore	Do.	0.028
	Total (Printing and Stationery Department)				
	Total (New Schemes)				
GRAND Total (Industry)					

(Rupees in million)

Revised estimates for 1970-71	Provision for 1971-72	Foreign Exchange required for 1971-72			Source of Foreign Aid	Expenditure during subsequent years		
		Total	Own resources	Foreign Aid		1972-73	1973-74	1974-75
7	8	9	10	11	12	13	14	15
0.211	0.300	--	--	--	
1.170	0.300	--	
0.090	0.300	0.100	0.100	
0.306	0.350	0.100	0.100	
0.019	0.100	
1.796	1.350	0.200	0.200	..				
0.122	0.217				
0.122	0.217				
1.918	1.567	0.200	0.200					
..	0.012	
..	0.038	
..	0.312	
..	0.452				
..	0.361	
..	0.069 0.023 0.028	
..	0.841							
..	0.933					
..	0.933							
1.918	2.500	0.200	0.200					

TRANSPORT AND

Serial No.	Name of the scheme	Status of the Scheme	Estimated cost	Estimated expenditure during the third Plan	4th Plan allocation
1	2	3	4	5	6
ROADS :					
COMMUNICATIONS AND WORKS DEPARTMENT:					
ON-GOING SCHEMES					
RAWALPINDI CIVIL DIVISION					
1.	Reconditioning and Widening of G.T. Road mile 191—210.	Approved	4.163	..	4.200
2.	Reconditioning and Widening of G.T. Road mile 211—226.	Do.	4.266	..	4.400
3.	Reconditioning and Widening of G.T. Road mile 136—147.	Do.	2.146	..	2.300
4.	Reconditioning and Widening of G.T. Road mile 148—166.	Do.	2.598	..	2.800
5.	Reconditioning and Widening of G.T. Road mile 170—190.	Do.	4.127	..	4.400
6.	Widening and Strengthening of Sarai-Kala Kot Najibullah Road.	Do.	1.175	..	1.800
7.	Construction of Lehtrar Kotli Road	Do.	3.422	1.815	2.000
8.	Construction of Lawrance Colleges Jhika Gali Bypass Road.	Do.	2.085	1.913	0.350
9.	Construction of Lower Topa Ban Kotli Road ..	Do.	4.061	1.409	1.830
10.	Widening of Narrow Bridge No. 1/185 near Sangjani on West Pakistan Highway.	Do.	0.627	..	0.667
11.	Widening Rawalpindi Lehtrar Road mile 9—16.	Do.	0.588	0.059	0.550
12.	Reconditioning and Widening of G.T. Road from mile 104/1 to 115/0 (10—75 Miles).	Do.	3.888	..	4.000
13.	Reconditioning and Widening of G.T. Road from mile 115/0 to 124/0 Miles. (9 Miles)	Do.	3.831	..	4.000
14.	Reconditioning and Widening of G.T. Road from Mile 124/0 to 135/0.	Do.	4.006	..	4.000
15.	Construction of High Level Bridge over River Jhelum at Jhelum.	Do.	15.315	17.784	1.850
16.	Reconditioning and Widening of G.T. Road Mile 65—78.	Do.	3.322	..	3.600
17.	Reconditioning and Widening of G.T. Road Mile 78—90.	Do.	3.438	..	3.500
18.	Reconditioning and Widening of G.T. Road Mile 90—101.	Do.	3.431	..	3.600

COMMUNICATION

(Rupees in million)

Revised estimates for 1970-71	Provision for 1971-72	Foreign Exchange required for 1971-72			Source of Foreign Aid	Expenditure during subsequent years		
		Total	Own resources	Foreign Aid		1972-73	1973-74	1974-75
7	8	9	10	11	12	13	14	15
0.600	1.500
0.400	1.500
0.500	1.000
0.400	1.200
0.600	2.500
0.602	0.575
0.700	0.530
0.212	0.150
0.530	0.500
0.366	0.300
0.400	0.100
1.000	1.600
0.300	1.500
0.600	1.500
..	1.000
0.600	1.500
0.200	1.500
0.200	1.500

Serial No.	Name of the scheme	Status of the Scheme	Estimated cost	Estimated expenditure during the Third Plan	4th Plan allocation
1	2	3	4	5	6
LAHORE CIVIL DIVISION					
19.	Construction of bridge over Bain Nullah near Shakkargarh.	Approved	3.109	--	3.109
20.	Constructing of High level Bridge on Deg Nullah in mile 4/7 of Pasrur Narowal Road.	Do.	1.087	1.190	0.018
21.	Widening and strengthening of G.T. Road from Mile 23/0 to 43/0 20' to 28'(width).	Do.	0.055	--	4.606
22.	Widening and strengthening of G.T. Road, from mile 43/0—63/1 20 ft. to 28 ft. width.	Do.	3.945	--	4.200
23.	Widening and Strengthening of Road from Pindi Bhatian to Chiniot (9 ft. to 18 ft. width).	Do.	3.117	--	3.500
24.	Construction of Chenab bridge near Wazirabad.	Cleared by C.D.W.P. Anticipating approval received.	20.000	...	2.400
25.	Widening and Strengthening of Lahore Bund Road from New Ravi Bridge to Multan Road (20 ft.—24 ft. width).	Approved	0.890	...	0.970
26.	Widening and Re-conditioning of LMQ Road from mile 3/1— 6/4.	Do.	0.927	--	1.066
27.	Widening of L.F.L. Road mile 4/2 Dual Carriage Way.	Do.	1.442	--	1.658
28.	Metalling Shahdara-Narowal Road Section Shahdara to Maqboolpura 20 miles.	Do.	1.700	--	2.000
29.	Redecking of Bridges on G.T. Road between Lahore and Gujranwala.	Do.	0.986 1.700	--	0.600
SARGODHA CIVIL DIVISION					
30.	Widening and Reconditioning of Gujrat-Sargodha Road from Mile 70 to 83 (11 miles).	Do.	3.208	...	3.208
31.	Widening and Reconditioning of Gujrat Sargodha Road from mile 84/2 to 107.	Do.	2.955	--	2.955
32.	Reconditioning Lyallpur-Shah-Kot Road from Mile 75/79 in Lyallpur.	Do.	0.423	--	0.450
MULTAN CIVIL-DIVISION					
33.	Reconditioning of Mianwali-Muzaffargarh Road Phase-I (26 miles).	Do.	3.061	2.279	1.030
34.	Widening of Delhi-Multan Road mile 344—366 in Multan District.	Do.	2.160	...	2.600

(Rupees in million)

Revised estimates for 1970-71	Provision for 1971-72	Foreign Exchange required for 1971-72			Source of Foreign Aid	Expenditure during subsequent years		
		Total	Own resources	Foreign Aid		1972-73	1973-74	1974-75
7	8	9	10	11	12	13	14	15
0.900	2.200
..	0.018
1.750	2.500
1.600	2.400
0.702	2.300
0.100	8.500	0.300	0.300
0.720	0.250
0.720	0.350
0.900	0.650
0.500	1.000
1.070	0.600
0.500	2.000
0.500	1.800
0.400	0.050
0.900	0.130
0.400	2.000

Serial No.	Name of the scheme	Status of the Scheme	Estimated cost	Estimated expenditure during the Third Plan period	4th Plan allocation
1	2	3	4	5	6
MULTAN CIVIL DIVISION—Contd.					
35.	Widening and Reconditioning of Jhang-Kabirwala Road of mile 41/0 to 70/3.9.	Approved	4.303	..	4.600
36.	Raising widening and strengthening Karamdad Quresh-Dera Din Pannah Road, (9—35 miles).	Do.	3.292	..	3.400
37.	Construction of Rajanpur Kashmir Road (C.R.F.).	Do.	8.470	3.161	11.196
38.	Construction of D.G. Khan—D.I. Khan Road mile 72—94 in D.G. Khan District.	Do.	19.100 4.971	0.505	4.466
39.	Improvement of Sahiwal-Arifwala-Kabula-Bhukan-Bahawalnagar Road.	Do.	3.540	2.683	2.020
			4.914		
40.	Widening and Reconditioning of Chichawatni-Burewala Road.	Do.	2.512	..	2.600
41.	Raising and Strengthening of various reaches of W.P. Highway Section Multan Wan Radha Ram mile 599—752-58 (Phase-I).	Do.	2.121	..	2.100
42.	Construction of Metalled Road from Basti Maluk to Karor Pacca (27.0 Miles).	Do.	3.840	1.140	2.500
			4.639		
43.	Construction of Approaches to Rail-cum-Road Bridge over River Chenab near Muzaffargarh.	Do.	4.803	0.026	5.070
44.	Docking of Sher Shah Bridge over Chenab River between Multan and Muzaffargarh.	Do.	13.045	0.024	13.021
BAHAWALPUR CIVIL DIVISION					
45.	Construction of Hasalpur Fortabbas road Section Hasalpur Chunwala, Miles 0—70.	Do.	31.078	1.509	1.750
46.	Construction of Chishtian Haroonabad via Qaziwala Road.	Do.	32.788	1.553	1.520
47.	Construction of Fortabbas Yazman Road Section Fortabbas Mansoora.	Do.	3.811	1.134	3.650
			5.800		
48.	Constructing of Mubarikpur Kotla Musa Khan Khairpur Dha Punjad.	Do.	2.971	1.403	1.720
			5.800		
49.	Constructing Material Testing and Field control Laboratory at Bahawalpur.	Do.	0.258	0.116	0.140
50.	Widening and Improvement of Bahawalpur Channigoth Road mile 0/0 to 49/2.	Do.	4.455	0.701	4.050
51.	Constructing High Level Bridge over River Sutlej at Bahawalpur.	Do.	16.565	17.239	0.500

(Rupees in million)

Revised estimates for 1970-71	Provision for 1971-72	Foreign Exchange required for 1971-72			Source of Foreign Aid	Expenditure during subsequent years		
		Total	Own resources	Foreign Aid		1972-73	1973-74	1974-75
7	8	9	10	11	12	13	14	15
0.400	1.500	
0.400	1.600	
1-100	0.200	
2.800	1.700	
0.861	1.400	
0.500	1.000	
0.500	1.700	
1.200	0.600	
3.200	2.600	..	-	
5.600	7.500	..						
0.450	1.000	
0.720	0.600	
1.350	1.000	
0.520	0.400	
0.068	
2.250	1.500	
0.168	0.500	

Serial No.	Name of the scheme	Status of the Scheme	Estimated cost	Estimated expenditure during the Third Plan period	4th Plan allocation
1	2	3	4	5	6
ON-GOING SCHEMES					
52.	Constructing road from Kotla Pthana to Junction of Rahimyar Khan.	Approved	0.990	0.100	0.900
53.	Constructing of Bahawalnagar Mandi Sadiq Ganj Allahabad Road.	Do.	4.005	0.440	3.000
54.	Project Preparation for Re-decking Panjnad Islam Head works.	Do.	0.038 0.037	..	0.075
55.	Widening W.P. Highway mile 496/6-519/0 Section Trinda Mohammad Panah to Panjnad.	Do.	4.342	0.710	3.830
56.	Widening W.P. Highway mile 405/4 to 434/4 (Reti to Rahim Yar Khan) Crossing.	Do.	1.600	0.800	0.870
57.	Widening and Strengthening of W.P. Highway mile 470/0 to 474/0 and 478/0 to 482/0.	Do.	2.295	0.773	1.600
58.	Strengthening of W.P. Highway mile 445/0 to 452/0 and 458/0 to 466/0.	Do.	3.372	0.499	3.000
59.	Strengthening W.P. Highway from mile 453/0 to 458/0.	Do.	1.422	..	1.450
60.	Metalling and Tarring Shahi Road in mile 49/0 to 57/0.	Do.	0.841	0.500	1.650
61.	Metalling and Tarring Shahi Road from mile 57/0 to 62/0	Do.	0.554	0.565	1.050
62.	Metalling and Tarring Shahi Road from mile 62/0 to 90/0.	Do.	1.593 2.665	0.981	2.181
63.	Constructing Road from Sadiqabad to Tillugoth.	Do.	1.000	0.076	0.924
64.	Acquisition of Land for various roads in Highway Circle Bahawalpur.	Do.	4.400
65.	General Highway Consultants (New Agreement).	Do.	121.90	4.875	7.215
66.	Economic and Engineering Planning of Roads by Highway Department during 4th Plan.	Do.	2.367	..	2.367
67.	Extension of Road Research Laboratory at Lahore.	Do.	2.400	1.013	1.387
	Total C&W Deptt		4.600		
PLANNING AND DEVELOPMENT DEPARTMENT					
68.	Transport Planning cell in the Planning Development Department, Government of Punjab, Lahore.	Do.			
	Total—(On-Going Schemes)				

(Rupees in million)

Revised estimates for 1970-71	Provision for 1971-72	Foreign Exchange required for 1971-72			Source of Foreign Aid	Expenditure during subsequent years		
		Total	Own resources	Foreign Aid		1972-73	1973-74	1974-75
7	8	9	10	11	12	13	14	15
0.100	0.500	...	-	-	-		...	
-	0.500	..	-	-	-		...	
0.020	0.055	..	-	-	-		..	
3.330	0.500	..	-	-	-		..	
0.720	0.150	..	-	-	-		..	
1.440	0.080	..	-	-	
2.850	0.150	-	
0.500	0.700	-	
..	0.600	-	-		..	
-	0.600	..	-	-	-		..	
..	0.800	..	-	-	-		..	
0.150	0.800	..	-	-	-		..	
2.300	2.000	..	-	-	-		..	
3.000	0.500	0.200	-	0.200	IBRD 578 PAK		..	
0.300	0.500	..	-	-	-		..	
0.400	0.600	..	-	-	-		..	
57.069	80.538	0.500	0.300	0.200				
..	0.300	..	-	
57.069	80.838	0.500	0.300	0.200	

Serial No.	Name of the scheme	Status of the Scheme	Estimated cost	Estimated expenditure during the Third Plan period	4th Plan allocation
1	2	3	4	5	6
NEW SCHEMES					
RAWALPINDI CIVIL DIVISION					
69.	Constructing of Kalakas bridge in Mill 190 of G.T. Road.	Approved	0.700	..	0.700
70.	Widening Taxila bye-pass Road	Do.	0.170	..	0.170
71.	Constructing Bhai Khan Bridge G.T. Road, Lahore.	Do.	1.250	..	1.250
72.	Widening and Strengthening Saria Kala Kot Najibullah Road Mile 4—7.	Do.	0.655	..	0.655
73.	Providing Additional spans to bridge in Mile 8 of Jalalpur Marala Road.	Do.	0.170	..	0.170
74.	Extending bridge in Mile 6/6 of Gujrat Jalalpur Tanda Road.	Do.	0.150	..	0.150
LAHORE CIVIL DIVISION					
75.	Improvement of Sialkot Pasrur Road	Do.	0.222	..	0.222
76.	Improvement Daska Pasrur Road	Do.	0.420	..	0.020
77.	Improvement Narowal Jassar Road	Do.	0.1145	..	0.120
78.	Improving Sialkot Daska Road	Do.	0.299	..	0.300
79.	Widening battery of culverts mile 28 to 63 G.T.Road	Do.	0.978	..	0.978
80.	Widening and strengthening of Akalgarh Ramnagar Road Mile 1.	Do.	0.1478	..	0.147
81.	Reconstruction of Akalgarh Qadirabad Road ..	Do.	0.300	..	0.300
82.	Widening and Improving Sheikhpura Pindi Bhattian Road Mile 51/6 to 68.	Do.	2.000	..	2.000
83.	Improving Surface of Kasur Khudian Chunia Pattoki Road.	Do.	0.265	..	0.265
84.	Widening of Jail Road from Service Hospital to Danapur Road Crossing Dual carriage way.	Do.	0.199	..	0.199
85.	Improving Surface of Lulliani Raiwind Kasur Road.	Do.	0.260	..	0.260
86.	Improving surface of Chamber Changa Manga Chunia Road.	Do.	0.105	..	0.105
87.	Raising and Widening Lahore Ferozepur road in Kahana Town Mile 14/5 to 15/1.	Do.	0.207	0.280	0.207
88.	Widening and Improving Lahore Ferozepur road at Gandasinghwala Mile 41/3 to 42/2.	Do.	0.240	0.260	0.240
89.	Providing dual carriage way in Sheikhpura Town, from Mile 22/4 to 24/16.	Do.	0.910	..	0.910
90.	Reconstruction of bridges on Sheikhpura, Pindi Bhattian Road Mile 51/6 to 75.	Do.	4.579	..	4.579

(Rupees in million)

Revised estimates for 1970-71	Provision for 1971-72	Foreign Exchange required for 1971-72			Source of Foreign Aid	Expenditure during subsequent years		
		Total	Own resources	Foreign Aid		1972-73	1973-74	1947-75
7	8	9	10	11	12	13	14	15
..	0.700
..	0.170
..	1.250
..	0.420
..	0.170
..	0.130
..	0.220
..	0.420
..	0.120
..	0.300
..	0.400
..	0.140
..	0.300
..	1.000
..	0.265
..	0.190
..	0.100
..	0.105
..	0.107
..	0.140
..	0.910
..	2.000

Serial No.	Name of the scheme	Status of the Scheme	Estimated cost	Estimated expenditure during the Third Plan period	4th Plan allocation
1	2	3	4	5	6
SARGODHA CIVIL DIVISION					
91.	Widening and Improving Shorkot Road in Shorkot town.	Approved.	2.000	...	2.000
92.	Widening Jhang Athara Hazari Road mile 139—152.	Do.	0.5805	...	0.580
93.	Widening and Improving Talibawala Sargodha Road.	Do.	3.000	...	3.000
94.	Widening and Reconditioning Shahpur Jhawarian Road 10—37 Rail up to 12 width.	Do.	0.839	...	1.100
95.	Raising Mitha Tiwana Jabbi Road mile 0/3 to 1/7.	Do.	0.144	—	0.170
96.	Raising and providing battery of culverts mile 238/6 to 239/2 of Kala Bagh Banu Road.	Do.	0.300	—	0.300
97.	Whidening of Lyallpur Jhang Road mile 94 to 1117.	Do.	0.575	—	0.500
98.	Widening Lahore Jarranwala Lyallpur Road mile 62/0 to 67/0 and 80/84.4.	Do.	0.700	...	0.700
99.	Widening Shah Kot Lyallpur Road mile 71/0 and 77/0 to 83.0.	Do.	0.730	..	1.000
BAHAWALPUR CIVIL DIVISION					
100.	Widening and strengthening W.P. Highway Sadiqabad Rahimyar Khan mile 523/4.	Do.	2.240	—	2.240
101.	Widening W.P. Highway from Zahir Pir to Trinda Muhammad Pannah mile 466/6 to 96/6.	Do.	2.400	—	2.400
PUNJAB					
102.	Restoration of Flood damages	Do.	2.000	—	2.000
103.	Minor Works	Do.	0.500	—	—
Total (New Schemes)					
GRAND TOTAL (Transport and Communications)					

(Rupees in million)

Revised estimates for 1970-71	Provision for 1971-72	Foreign Exchange required for 1971-72			Source of Foreign Aid	Expenditure during subsequent years		
		Total	Own resources	Foreign Aid		1972-73	1973-74	1974-75
7	8	9	10	11	12	13	14	15
..	1.000
..	0.580
..	1.000
..	0.600
..	0.150
..	0.300
..	0.575
..	0.700
..	0.700
..	1.000
..	1.000
..	1.000
..	1.000
..	1.000
..	19.162
57.069	100.000	0.500	0.300	0.200				

PHYSICAL PLANNING

Serial No.	Name of the Scheme	Status of the Scheme	Estimated cost	Estimated expenditure during the Third Plan period	4th Plan allocation
1	2	3	4	5	6
BASIC DEVELOPMENT					
ON-GOING SCHEMES					
Town planning Department					
1.	Development of Physical Planning Cell	.. Approved	0.997	..	0.997
2.	Regional Development Plan for Lahore Metropolitan Area Lahore.	Do.	0.951	..	0.951
3.	Outline Development Plan for Jhelum and Gugrat.	Do.	0.375	..	0.375
4.	Preparation of Outline Development Plans for Sialkot, Shiekupura and Gujranwala.	Do.	0.532	..	0.532
	Total Town Planning Department			
BUILDING DEPARTMENT					
5.	Construction of Building Research Laboratory, Lahore				
	Total Building Department				
	Total On-going Schemes			1.046
	Total (Basic Development)			

AND HOUSING

(Rupees in million)

Revised estimates for 1970-71	Provision for 1971-72	Foreign Exchange required for 1971-72			Source of Foreign Aid	Expenditure during subsequent years		
		Total	Own resources	Foreign Aid		1972-73	1973-74	1974-75
7	8	9	10	11	12	13	14	15
0.156	0.197
0.209	0.238
0.117	0.160
0.146	0.149
0.628	0.744							
0.200	0.200							
0.200	0.200				
0.828	0.944				
0.828	0.944				

Serial No.	Name of the scheme	Status of the Scheme	Estimated cost	Estimated expenditure during the Third Plan period	4th Plan allocation
1	2	3	4	5	6

II AID TO LOCAL BODIES

On-going Schemes :

1.	Greater Lahore Water Supply Sewerage and Drainage Project.	Approved	125.330	45.547	79.790
2.	Development of 1600 acres schemes known as Kacha Multan Road Scheme.	Do.	108.881	0.841	81.640

Total On-going Schemes

Total (Aid to Local Bodies)

(Rupees in million)

Revised estimates for 1970-71	Provision for 1971-72	Foreign Exchange required for 1971-72			Source of Foreign Aid	Expenditure during subsequent years		
		Total	Own resources	Foreign Aid		1972-73	1973-74	1974-75
7	8	9	10	11	12	13	14	15
21.909	20.000	
15.000	10.000	
46.909	30.000							
36.909	30.000							

Serial No.	Name of the scheme	Status of the Scheme	Estimated cost	Estimated expenditure during the Third Plan period	4th Plan allocation
1	2	3	4	5	6

III. LOW INCOME HOUSING

On-going Schemes

1.	Development of Shadman Colony (Phase III under Mental Hospital),	Approved	4.001	1.484	..
2.	Rawalpindi Satellite Town Scheme	Do.	16.350	2.416	..
3.	Peoples Colony Extension Schemes, Lyallpur ..	Do.	5.891	0.050	..
4.	Lahore Township Scheme	Do.	91.664	36.309	..
5.	Development of Jail Area Scheme, Lahore ..	Do.	3.987	1.090	..
6.	Sargodha Satellite Town Scheme	Do.	4.660	1.243	..
7.	Multao (Mumtazabad Satellit Town Scheme No. 1.	Do.	1.400
8.	Jhang Satellite Town Scheme	Do.	2.296	0.172	..
9.	Development of Rivaz Garden Lahore	Do.	0.855

Total (On-going Schemes Low-Income Housing

NEW SCHEMES :

10.	Survey of Low Income Housing Scheme ..	Un-approved	0.050
11.	Industrial Workers Housing Contribution to Workers Welfare Fund.	Do.

Total (New Schemes)

Total (Low Income Housing)

(Rupees in million)

Revised estimates for 1970-71	Provision for 1971-72	Foreign Exchange required for 1971-72			Source of Foreign Aid	Expenditure during subsequent years		
		Total	Own resources	Foreign Aid		1972-73	1973-74	1974-75
7	8	9	10	11	12	13	14	15
0.345	0.200
0.328	0.100
0.166	0.100
7.000	7.500
0.428	0.400
-	0.049
-	0.045
0.115	0.086
-	0.135
8.382	8.615							
-	0.050
-	0.200
	0.250
8.382	8.865							

Serial No.	Name of the scheme	Status of the Scheme	Estimated cost	Estimated expenditure during the Third Plan period	4th Plan allocation
1	2	3	4	5	6

IV. RURAL WATER SUPPLY SCHEMES :

ON-GOING SCHEMES

1.	Water Supply Scheme Vehova Approved under revision	0.190
2.	Water Supply Scheme Fateh Jhang Approved	0.305
3.	Water Supply Scheme Taunsa Do.	0.414
4.	Water Supply Scheme Mandi Sadiq Gunj Approved under revision	0.249	0.262	..
5.	Water Supply Scheme Doonga Boonga Approved	0.424	0.075	..
6.	Water Supply Scheme Yatimwali Approved under revision	0.180	0.087	..
7.	Water Supply Scheme Kachiwali Do.	0.170	0.024	..

Total (Rural Water Supply)

(Rupees in million)

Revised estimates for 1970-71	Provision for 1971-72	Foreign Exchange required for 1971-72			Source of Foreign Aid	Expenditure during subsequent years		
		Total	Own resources	Foreign Aid		1972-73	1973-74	1974-75
7	8	9	10	11	12	13	14	15
0.100	0.230			
0.100	0.074			
0.040	0.002	
--	0.001	
--	0.002	
--	0.001	
--	0.001	
0.240	0.311							

Serial No.	Name of the scheme	Status of the Scheme	Estimated cost	Estimated expenditure during the Third Plan period	4th Plan allocation
1	2	3	4	5	6

V. URBAN WATER SUPPLY SCHEMES :

ON-GOING SCHEMES

1.	Survey Planning and Design Directorate of Public Health Engineering Department.	Approved under revision	0.450
			3.000		
2.	Multan Water Scheme	Approved	22.176	5.258	10.717
3.	Gujranwala Water Supply Scheme	Do.	23.670	14.210	7.120
4.	Greater Rawalpindi Water Supply Scheme (phase III).	Do.	19.168	2.028	11.428
5.	Rawalpindi Sewerage Scheme	Do.	3.730	..	3.334
6.	Improvement of Water Supply Scheme, Campbellpur.	Do.	0.200	..	0.334
7.	Water Supply Scheme, Jhelum	Do.	0.998	..	0.604
8.	Water Supply Scheme, Gujrat	Do.	0.998	..	0.665
9.	Water Supply Scheme, Kassur	Do.	1.655	..	1.104
10.	Water Supply Scheme, Pattoki	Do.	0.973	0.100	0.649
11.	Water Supply Scheme Wazirabad	Do.	0.988	..	0.659
12.	Water Supply Scheme, Khushab	Do.	1.000	..	0.667
13.	Water Supply Scheme, Chiniot	Do.	0.998	..	0.666
14.	Water Supply Scheme Chakwal	Approved	0.600	..	0.600
15.	Water Supply Scheme Narowal	Do.	0.527
16.	Water Supply Scheme Ahmadpur East Phase II ..	Do.	0.282
17.	Water Supply Scheme, Sialkot	Approved	2.500	1.672	2.217
		under revision	3.500		
18.	Construction of Store Godown at Lahore ..	Approved	0.172	..	0.172
19.	Construction of Stores Godown at Gujranwala ..	Do.	0.172	..	0.172
20.	Construction of Stores Godown at Rawalpindi ..	Approved	0.172	..	0.172
		under revision	0.237		
21.	Construction of Store Godown at Bahawalpur ..	Approved	0.174	..	0.174
22.	Water Supply Scheme Rahim Yar Khan Phase II	Do.	0.909	..	0.600
23.	Construction of outfall Sewer and Improvement of existing disposal work at Sialkot.	Do.	0.998	..	2.667
24.	Water Supply Scheme Muree (Construction of Storage Tank).	Do.	0.911

Total (on-going Urban Water Supply and Sewerage Schemes).

(Rupees in million)

Revised estimates for 1970-71	Provision for 1971-72	Foreign Exchange required for 1971-72			Source of Foreign Aid	Expenditure during subsequent years		
		Total	Own resources	Foreign Aid		1972-73	1973-74	1974-75
7	8	9	10	11	12	13	14	15
0.450	0.570	
1.726	2.000	
2.500	1.500	
3.550	3.000	
0.200	0.900	
0.148	0.012	
0.250	0.415	
0.075	0.600	
0.250	0.850	
0.500	0.178	
0.310	0.350	
0.300	0.400	
0.350	0.350	
0.300	0.100	
0.350	0.050	
0.100	0.100	
0.556	0.172	
0.135	0.037	
0.135	0.037	
0.184	0.051	
0.045	0.128	
0.500	0.100	
0.450	0.215	
0.200	0.100	
13.414	12.215

Serial No.	Name of the scheme	Status of the Scheme	Estimated cost	Estimated expenditure during the Third Plan period	4th Plan allocation
1	2	3	4	5	6
NEW SCHEMES					
25.	Basic Survey and Trial Borings in Urban Area ..	Approved.	0.200	..	2.500
26.	Water Supply Scheme Mianwali	Do.	0.786	..	0.700
27.	Water Supply Schemes, Kamalia	Do.	0.914	..	0.667
28.	Water Supply Scheme, Daska	Do.	0.523	..	0.534
29.	Water Supply Scheme, Muzaffargarh	Do.	0.936	..	0.667
30.	Water Supply Scheme Shahkot	Do.	0.759
31.	Health Education Programme	Do.	0.273	..	0.273
	Total (New Scheme)			
	Total (Urban Water Supply)			

(Rupees in million)

Revised estimates for 1970-71	Provision for 1971-72	Foreign Exchange required for 1971-72			Source of Foreign Aid	Expenditure during subsequent years		
		Total	Own resources	Foreign Aid		1972-73	1973-74	1974-75
7	8	9	10	11	12	13	14	15
..	0.200	
..	0.400	
..	0.600	
..	0.200	
..	0.600	
..	0.400	
..	0.066	
..	2.466	
13.414	14.681	

Serial No.	Name of the scheme	Status of the Scheme	Estimated cost	Estimated expenditure during the Third Plan period	4th Plan allocation
1	2	3	4	5	6

VI. GOVERNMENTS SERVANTS HOUSING :

ON-GOING SCHEMES :

Communication and Works Department.

1.	Addition and alteration to Bungalows in G.O.R.I. Corridor in 9,11,14, 15 and 16 Golf Road, Lahore.	Approved.	0.060		
	Providing additional bed room in Verandah, dressing room and bath room in 1 College, 3-College and 12-A, Aikman Road, Lahore.	Do.	0.074
2.	Acquisition of Land in Wahdat Colony ..	Do.	0.797	0.037	..
3.	Constructing Flat Type residential accommodation at Bahawalpur.	Do.	0.496
4.	Construction of residential accommodation for field staff of the Buildings Department at various places in Bahawalpur Region viz. "B" type Bungalows 4 Nos. type 1 quarters Junior (Overseer) 4 Nos. 2 roomed peons quarters 2 Nos.	Do.	0.496
5.	Constructing Compound well G.O.R. II ..	Do.	0.100
6.	Two Cusec Tube-wells and 50,000 gallons capacity overhead reservoir in Wahdat Colony Lahore.	Do.	0.324
7.	Construction of low paid Government Servants Residential Estate, Ferozepur Road, Lahore.	Do.	0.787
	Total (C and W Department on-going Scheme) ..				

Judicial Department

8.	Construction of Four Residences for the Four Civil Judges at Rawalpindi.	Do.	0.212	0.258	..
	Total (Judicial Department)				

REVENUE DEPARTMENT

9.	Acquisition and renovation of Deputy Commissioners residence Jhang at Jhang.	Do.	0.183
	Total (Revenue Department)				

Total (On-going Schemes Government Servants Housing).

NEW SCHEMES

1.	Block allocation for new Schemes
	Total New Schemes				
	Tools and Plants				
	Total (Government Servants Housing)				

(Rupees in million)

Revised estimates for 1970-71	Provision for 1971-72	Foreign Exchange required for 1971-72			Source of Foreign Aid	Expenditure during subsequent years		
		Total	Own resources	Foreign Aid		1972-73	1973-74	1974-75
7	8	9	10	11	12	13	14	15
0.100	0.034	
..	0.234	
0.300	0.200	
0.100	0.396	
0.044	0.056	
0.050	0.274	
0.300	0.487	
0.894	1.681	
0.029	0.032	
0.029	0.032				
0.156	0.028	
0.156	0.028	
1.079	1.741				
..	0.900	
..	0.900				
..				
1.079	2.641				

Serial No.	Name of the scheme	Status of the Scheme	Estimated cost	Estimated expenditure during the Third Plan period	4th Plan allocation
1	2	3	4	5	6

VII. GOVERNMENT OFFICES AND BUILDINGS :

ON-GOING SCHEMES

C and W Department

1.	Construction of V.I.P. Annexe at Murree ..	Approved.	0.900	0.449	..
2.	Addition and alteration in P.W.D. Secretariat, Lahore.	Do.	0.100	0.105	..
3.	Construction of 16 shops in Wahdat Colony, Lahore.	Do.	0.143	0.139	..

Total (On-going)

NEW SCHEMES

4.	Minor Works Non-residential		0.500
5.	Construction for office accommodation for Chief Engineer, Highways, Lahore.	Do.	0.497

Total (New Schemes)

Total (Communication and Works Department)

JUDICIAL DEPARTMENT

On-going Schemes :

6.	Construction of a New Wing in the High Court Building at Lahore for the Court and Chambers of Judges.	Do.	1.490	1.492	..
7.	Construction of brick wall with iron fencing on it in place of barbed wire around the High Court premises, Lahore.	Do.	0.052	0.024	..

Total (On-going Judicial Department)

NEW SCHEMES

8.	Provision of 7 window type Air-conditioners in the High Court Buildings, Lahore.	Do.	0.039
9.	Minor Works (Judicial Department)				
	(i) Minor Works High Court, Lahore	Do.
	(ii) Minor Works Subordinate Court and Office in the Punjab.	Do.

Total (New Schemes Judicial Department)

Total (Judicial Department)

(Rupees in million)

Revised estimates for 1970-71	Provision for 1971-72	Foreign Exchange required for 1971-72			Source of Foreign Aid	Expenditure during subsequent years		
		Total	Own resources	Foreign Aid		1972-73	1973-74	1974-75
7	8	9	10	11	12	13	14	15
0-088	0.361
..	0.100
..	0.007
0.088	0.468
..	0.100
..	0.400
..	0.500
0.088	0.968
0.708	0.460
0.024	0.025
0.732	0.485
..	0.039
..	0.040
..	0.060
..	0.139
0.732	0.624

Serial No.	Name of the scheme	Status of the Scheme	Estimated cost	Estimated expenditure during the Third Plan period	4th Plan allocation
1	2	3	4	5	6
POLICE DEPARTMENT					
On-going Schemes :					
10.	Construction of Finger Print Bureau Buildings at Qurban Lines, Lahore.	Approved	0.205	0.002	..
Total (On-going Schemes Police Department) ..					
New Schemes :					
11.	Construction of War damaged P.S. Burki, Lahore.	Approved	0.081
12.	Construction of War damaged PP/Hadiara	0.040
13.	Construction of War damaged PP/Minala	0.036
14.	Construction of a Barrack for 60 Foot Constables and 4 Head Constables at City P.S. Sargodha.	..	0.144
15.	Construction of Barrack for 12 Foot Constables and 2 Head Constables at P.S. Hasilpur, District Bahawalpur.	..	0.049
Total (New Schemes Police Department)
Total (Police Department)
JAIL DEPARTMENT					
16.	Construction of District Jails at Lyallpur (1st Phase)	Approved	4.791	2.854	..
Total (On-going Schemes Jails Department)
RANGERS DEPARTMENT					
17.	Constructing different Building for Sutlej Rangers Head quarters, Harike Road, Lahore.	Approved	11.400	4.299	..
Total (On-going—Rangers)
NIPA					
18.	Grant to National Institute of Public Administration Lahore for acquisition of Buildings.	Approved	1.985	2.171	..
Total (NIPA)
CIVIL DEFENCE DEPARTMENT					
19.	Construction of Simulated House for the Civil Defence Training School, Lahore.	Un-approved	0.029
20.	Construction of Fire Power in Civil Defence Training School, Lahore.	Do.	0.015
21.	Construction of Billet in Civil Defence Training School, Lahore.	Do.	0.040
22.	Lecture and Training Halls of Civil Defence Training School, Lahore.	Do.	0.101
Total (Civil Defence)


(Rupees in million)

Revised estimates for 1970-71	Provision for 1971-72	Foreign Exchange required for 1971-72			Source of Foreign Aid	Expenditure during subsequent years		
		Total	Own resources	Foreign Aid		1972-73	1973-74	1974-75
7	8	9	10	11	12	13	14	15
0.201	0.002	
0.201	0.002	
..	0.081	
..	0.040	
..	0.036	
..	0.139	
..	0.049	
..	0.345	
0.201	0.347	
0.600	0.460	
0.600	0.460	
1.800	1.500	
1.800	1.500	
0.600	0.300	
0.600	0.300	
..	0.029	
..	0.015	
..	0.040	
..	0.101	
..	0.185	

Serial No.	Name of the scheme	Status of the Scheme	Estimated cost	Estimated expenditure during the Third Plan period	4th Plan allocation
1	2	3	4	5	6
PUBLIC SERVICE COMMISSION					
On-going Schemes					
23.	Construction of additional accommodation in the Office of Public Service Commission, Lahore.	Approved	0.426	0.339	..
Total (Public Service Commission On-going Scheme) ..					
Total (On-going Schemes Government Offices and Buildings)					
New Schemes					
24.	Block allocation to Divisional Commissioners to cater for requirement of Revenue and Treasuries including Minor Works :	(i) Lahore	--	--	..
		(ii) Multan	--	--	..
		(iii) Rawalpindi
		(iv) Sargodha
		(v) Bahawalpur	--	--	..
SERVICE AND GENERAL ADMINISTRATION DEPARTMENT					
25.	Minor Works for Secretariat Buildings, Lahore	--	--	..
Total (New Schemes) ..					
Total (New Schemes Government Offices and Buildings) ..					
Tools and Plant --					
Total (Government Offices and Buildings) ..					
Grand Total (Physical Planning and Housing) ..					

(Rupees in million)

Revised estimates for 1970-71	Provision for 1971-72	Foreign Exchange required for 1971-72			Source of Foreign Aid	Expenditure during subsequent years		
		Total	Own resources	Foreign Aid		1972-73	1973-74	1974-75
7	8	9	10	11	12	13	14	15
..	0.074	
..	0.074			
4.021	3.289			
..	0.200	
..	0.200	
..	0.200	
..	0.200	
..	0.200	
..	0.100	
..	1.100			
..	2.269			
..			
4.021	5.558			
64.873	63.000			



EDUCATION AND TRAINING SUMMARY

(Rupees in million)

Serial No.	Name of the Sub-Sector	Revised estimates 1970-71	Provision for 1971-72	Foreign Exchange required for 1971-72		
				Total	Own resources	Foreign Aid
1	2	3	4	5	6	7
1.	Primary Education ..	—	13.000	—	—	—
2.	Secondary Education	31.062	25.390	0.125	0.125	—
3.	Teacher Education ..	—	4.200	0.500	—	0.500
4.	Technical Education..	7.346	7.700	0.500	—	0.500
5.	College Education ...	6.921	8.068	—	—	—
6.	University Education.	13.328	10.000	—	—	—
7.	Scholarships ..	10.733	10.700	—	—	—
8.	Miscellaneous ..	1.800	5.170	—	—	—
Grand Total (Education and Training).		71.190	84.228	1.125	0.125	1.000

Serial No.	Name of the scheme	Status of the Scheme	Estimated cost	Estimated expenditure during the Third Plan period	4th Plan allocation
1	2	3	4	5	6
On-Going Schemes					
SECONDARY EDUCATION					
1.	Up-grading of Primary Schools to Middle Schools.	Approved	20.895	..	11.525
2.	Opening of High Schools single and double section.	..	13.570	..	10.874
3.	Construction of Arts Drawing Rooms in non-Government High Schools.	..	0.570	..	0.300
4.	Construction of building for existing Government High Schools.	..	2.324	0.630	1.925
5.	Construction of Hostels in Government High Schools.	..	5.249	1.521	3.728
6.	Wood works and Metal Works electricity workshops in Government and non-Government Schools.	..	2.470	0.862	1.730
7.	Home Economic Room in Government and non-Government Schools.	..	1.976	0.959	1.020
8.	Commercial, Agricultural courses in Government and non-Government Schools.	..	1.090	0.765	0.333
9.	Establishment of comprehensive High Schools with hostels and diversified courses.	..	63.894	11.400	52.494
10.	Lump-sum provision for completion of 2nd Plan Schemes.	..	2.351	..	2.351
Total (Secondary Education—On-going)					
TEACHER EDUCATION :					
11.	Foreign training of teachers in Colleges and other institutes.	..	6.114
Total (Teacher Education—On-going)					
TECHNICAL EDUCATION					
12.	Establishment of Polytechnic Institute	7.304	6.074	1.431
13.	Establishment of an institute of Printing and Graphic Arts, Lahore.	..	2.014	1.297	0.717
14.	Establishment of Polytechnic Institute for Women, Lahore.	..	2.015	1.800	0.312
15.	Construction of building and provision of equipment for Commercial Institute.	..	1.443	0.900	0.630
16.	Establishment of Polytechnic with six technologies	..	7.500	4.880	2.617
17.	Expansion of existing Polytechnics	12.923	7.100	5.834
18.	Establishment of Vocational Schools with 500 enrolment.	..	3.000	2.000	1.300
19.	Establishment of Polytechnic Institute at Sahiwal.	..	7.601	0.450	7.151
20.	Swedish Pakistani Institute of Technology at Gujrat.	..	3.535	..	3.535
Total (Technical Education—On-going)					

TRAINING

(Rupees in million)

Revised estimates for 1970-71	Provision for 1971-72	Foreign Exchange required for 1971-72			Source of Foreign Aid	Expenditure during subsequent years		
		Total	Own resources	Foreign Aid		1972-73	1973-74	1974-75
7	8	9	10	11	12	13	14	15
7.879	2.250	
2.696	5.335	
0.270	0.006	
1.479	0.425	
2.739	1.528	
1.420	0.230	
0.817	0.120	
0.247	0.068	
12.515	6.912	
1.000	1.051	
31.062	17.925				
..	0.500	0.500	..	0.500	I.D.A. 50 PAK.		..	
..	0.500	0.500	..	0.500				
1.259	0.300	
0.468	0.200	
0.167	0.130	
0.294	0.200	
0.448	1.000	
2.491	2.800	0.500	...	0.500	I.D.A. 50 PAK.		..	
0.824	0.300	
0.900	1.000	
0.495	1.270	
7.346	7.200	0.500	..	0.500				

Serial No.	Name of the scheme	Status of the Scheme	Estimated cost	Estimated expenditure during the Third Plan period	4th Plan allocation
1	2	3	4	5	6
COLLEGE EDUCATION					
21.	Establishment of Inter Colleges to increase output of Science Students.	Approved	16.040	1.997	14.043
22.	Grant in aid for establishment of Non-Government Inter Colleges.	..	1.920	0.840	1.089
23.	Opening of Degree Colleges comprising two years B.Sc. course and three years honour course.	..	5.400	2.896	2.904
24.	Improvement of Library and reading rooms in the existing non-Government Colleges.	..	1.710	0.761	0.952
25.	Construction of Hostels of existing Government Intermediate Colleges.	Approved	1.640	0.939	0.859
26.	Construction of Hostel in existing Government Degree Colleges.	Do.	2.100	1.651	0.642
	Total (College Education—On-going) ..				
UNIVERSITY EDUCATION					
27.	Punjab University	Approved	57.000	18.593	12.017
28.	Consolidation of facilities of Engineering University, Lahore.	Do.	64.400	16.960	31.133
	Total (University Education—On-going) ..				
SCHOLARSHIPS					
29.	Existing Scholarships	Approved	48.000	43.620 1.600	17.647
30.	Internal Scholarships	Do.	25.600	1.600	..
	Total (Scholarship—On-going) ..				
MISCELLANEOUS					
31.	Minor Works	Do.	14.200	4.880	8.900
32.	Development of Lahore and Bahawalpur Museums	Do.	0.350	..	0.700
✓33.	Research Cell for Fourth Five-Year-Plan in the P. & D. Deptt.	Do.	0.960	..	0.960
34.	Computer Services to Augment Bureau of Statistics.	Do.	1.450
35.	Lump sum provision for completion of 3rd Plan Schemes.	Do.	5.00
	Total (Miscellaneous—On-going) ..				
	Total (Education and Training— On-going Schemes) ..				

(Rupees in million)

Revised estimates for 1970-71	Provision for 1971-72	Foreign Exchange required for 1971-72			Source of Foreign Aid	Expenditure during subsequent years		
		Total	Own resources	Foreign Aid		1972-73	1973-74	1974-75
7	8	9	10	11	12	13	14	15
3.000	4.875	
0.720	0.360	
1.840	0.404	
0.465	0.264	
0.438	0.259	
0.458	0.442	
6.921	6.604	
9.720	5.000	
3.608	5.000	
13.328	1.000	
10.733	10.700	
..	
10.733	10.700	
0.900	1.500	
0.350	0.350	
0.115	0.150	
0.435	0.200	
..	1.000	
1.800	3.200	
71.190	56.129	41.000	..	1.000	

Serial No.	Name of the scheme	Status of the Scheme	Estimated cost	Estimated expenditure during the Third Plan period	4th Plan allocation
1	2	3	4	5	6

SUMMARY

New Schemes

1.	Primary Education	114.500	...	114.500
2.	Secondary Education	55.500	...	55.500
3.	Teacher Education	18.400	..	18.400
4.	Technical Education	3.900	..	3.900
5.	College Education	7.600	..	7.600
6.	Miscellaneous	10.883	...	10.883
	Total (New) ..				

PRIMARY EDUCATION

New Schemes

38.	Opening of 1,350 new primary schools in Lahore District (Additional enrolment 1,08,000).	Approved	2.700	...	2.700
39.	Opening of 1,400 new primary schools in Sialkot, Gujranwala and Sheikhpura Districts). (Additional enrolment 1,12,000).	Do.	2.800	...	2.800
40.	Opening of 2,500 new primary schools in Multan Division. (Additional enrolment 2,00,000).	Do.	5.000	...	5.000
41.	Opening of 1100 new Primary Schools in Bahawalpur Division (Additional enrolment 88,000).	Do.	2.200	...	2.200
42.	Opening of 1,200 new Primary Schools in Rawalpindi Division (Additional enrolment 96,000).	Do.	2.400	...	2.400
43.	Opening of 2,450 new Primary Schools in Sargodha Division (Additional Enrolment 1,96,000).	Approved	4.900	-	4.900
44.	Opening of 206 new Primary Schools in economically deprived district of Muzaffargarh and D.G. Khan (Additional enrolment 20,6000).	Do.	1.957	-	1.957
45.	Opening of 294 new Primary Schools in economically deprived districts of Bahawalpur, Bahawalpur nagar and Rahimyarkhan (Additional enrolment 29,400).	Do.	2.793	-	2.793
46.	Opening of 287 new Primary Schools in economically deprived districts of Campbellpur, Rawalpindi and Jhelum (Additional enrolment 28,700).	Do.	2.727	-	2.727
47.	Opening of 213 new Primary Schools in economically deprived districts of Jhang and Mianwali (Additional enrolment 21,300).	Do.	2.024	-	2.024

(Rupees in million)

Revised estimates for 1970-71	Provision for 1971-72	Foreign Exchange required for 1971-72			Source of Foreign Aid	Expenditure during subsequent years		
		Total	Own resources	Foreign Aid		1972-73	1973-74	1974-75
7	8	9	10	11	12	13	14	15
..	13.000
..	7.465	0.125	0.125
..	3.700
..	0.500
..	1.464
..	1.970
..	28.099	0.125	0.125
..	0.342
..	0.364
..	0.650
..	0.286
..	0.312
..	0.646
..	0.390
..	0.560
..	0.542
..	0.408

Serial No.	Name of the scheme	Status of the Scheme	Estimated cost	Estimated expenditure during the Third Plan period	4th Plan allocation
1	2	3	4	5	6
48.	Consolidation and improvement of 331 existing primary schools, construction of building and provision of equipment in Lahore Tehsil-I of Lahore Distt. (Additional enrolment—19,860).	Approved	2.814	..	2.814
49.	Consolidation and improvement of 331 existing primary schools, construction of building and provision of equipment, in Lahore Tehsil-II of Lahore Distt. Additional enrolment—19,860).	Do.	2.814	..	2.814
50.	Consolidation and improvement of 346 existing primary schools, construction of building and provision of equipment in Chunian & Kasur Tehsils of Lahore District, Additional enrolment—20,760.	Do.	2.941	—	2.941
51.	Consolidation and improvement of 398 existing Primary schools, construction of building and provision of equipment in Sheikhpura District. Additional Enrolment—23,880.	Do.	3.383	..	3.383
52.	Consolidation and improvement of 497 existing Primary schools, construction of building and provision of equipment in Gujranwala District Additional Enrolment—29,820.	Do.	4.225	..	4.225
53.	Consolidation and improvment of 550 existing Primary Schools, construction of building & provision of equipment, in Sialkot District Additional Enrolment—33,000.	Do.	4.675	..	4.675
54.	Consolidation and improvement of 287 existing Primary Schools, construction of building & provision of equipment, in Multan District Additional Enrolment—17,220.	Do.	2.440	..	2.440
55.	Consolidation and improvements of 309 existing Primary Schools, construction of building and provision of equipment in Khanewal & Kabirwala Tehsils of Multan Distt. Add. enrolment—18,540.	Do.	2.627	..	2.627
56.	Consolidation and improvement of 480 existing Primary schools, construction of building & provision of equipment in Vehari, Malsi, Shujaabad & Lodharan Tehsils of Multan Distt. Additional Enrolment—28,800.	Do.	4.080	..	4.080
57.	Consolidation and improvement 405 existing Primary schools construction of building & provision of equipment in Muzaffargarh District 24,300.	Do.	3.443	..	3.443
58.	Consolidation and Improvement of 300 existing primary schools, construction of building and provision of equipment in D.G. Khan District Additional Enrolment—18,000.	Do.	2.550	..	2.550
59.	Consolidation and improvement of 277 existing Primary Schools, construction of building and provision of equipment in Sahiwal Tehsil of Sahiwal District Additional Enrolment—	Do.	2.354	..	2.354

(Rupees in million)

Revised estimates for 1970-71	Provision for 1971-72	Foreign Exchange required for 1971-72			Source of Foreign Aid	Expenditure during subsequent years		
		Total	Own resources	Foreign Aid		1972-73	1973-74	1974-75
7	8	9	10	11	12	13	14	15
..	0.272
..	0.272
..	0.306
..	0.340
..	0.425
..	0.459
..	0.255
..	0.255
..	0.408
..	0.340
..	0.255
..	0.238

Serial No.	Name of the scheme	Status of the Scheme	Estimated cost	Estimated expenditure during the Third Plan period	4th Plan allocation
1	2	3	4	5	6
60.	Consolidation and Improvement of 517 existing Primary Schools, construction of building and provision of equipment in Okara, Dipalpur and Pakpattan Tehsils of Sahiwal District Additional Enrolment—31,020.	Approved	4.394	..	4.394
61.	Consolidation and improvement of 475 existing Primary Schools construction of building and provision of equipment in Rahimyarkhan District Additional Enrolment—28,500.	Do.	4.038	..	4.038
62.	Consolidation and improvement of 314 existing Primary Schools, construction of building and provision of equipment in Bahawalpur District Additional Enrolment—18,840.	Do.	2.669	..	2.669
63.	Consolidation and improvement of 331 existing Primary Schools, construction of building and provision of equipment in Bahawalnagar District. Additional Enrolment—21,780.	Do.	3.069	..	3.069
64.	Consolidation and improvement of 260 existing Primary Schools, construction of building and provision of equipment in Campbellpur District. Additional Enrolment—15,600.	Do.	2.210	..	2.210
65.	Consolidation and improvement of 461 existing Primary Schools, construction of equipment in Rawalpindi District. Additional Enrolment—27,660.	Do.	3.919	..	3.919
66.	Consolidation and improvement of 480 existing Primary Schools, construction of building and provision of equipment in Gujrat District. Additional Enrolment—28,800.	Do.	4.080	..	4.080
67.	Consolidation and improvement of 261 existing Primary Schools, construction of building and provision equipment in Jhelum District. Additional Enrolment—15,660.	Do.	2.219	..	2.219
68.	Consolidation and improvement of 576 existing Primary Schools, construction of building and provision of equipment in Sargodha District Additional Enrolment—34,560.	Do.	4.896	..	4.896
69.	Consolidation and improvement of 315 existing Primary Schools, construction of building and provision of equipment in Mianwali District. Additional Enrolment,—18,780.	Do.	2.661	..	2.661
70.	Consolidation and improvement 416 existing Primary Schools, construction of building and provision of equipment in Jhang District. Additional Enrolment,—24,960.	Do.	3.536	..	3.536
71.	Consolidation and improvement of 402 existing Primary Schools, construction of building and provision of equipment in Lyallpur Tehsil of Lyallpur District. Additional Enrolment—24,120.	Do.	3.417	..	3.417

(Rupees in million)

Revised estimates for 1970-71	Provision for 1971-72	Foreign Exchange required for 1971-72			Source of Foreign Aid	Expenditure during subsequent years		
		Total	Own resources	Foreign Aid		1972-73	1973-74	1974-75
7	8	9	10	11	12	13	14	15
..	0.425
..	0.408
..	0.255
..	0.306
..	0.221
..	0.391
..	0.408
..	0.221
..	0.493
..	0.272
..	0.357
..	0.340

Serial No.	Name of the scheme	Status of the Scheme	Estimated cost	Estimated expenditure during the Third Plan period	4th Plan allocation
1	2	3	4	5	6
72.	Consolidation and Improvement of 380 existing Primary Schools, consolidation of equipment in Jaranwala and Samundari Tehsils of Lyallpur District. Additional Enrolment—22,800.	Un-approved	3.230 <u>7.475</u>	..	3.230
73.	Consolidation and Improvement of 273 existing Primary Schools, construction of building and provision of equipment in Toba Tek Singh Tehsil of Lyallpur District. Additional Enrolment—16,380.	Do.	2.320 <u>7.475</u>	..	2.230
Total (Primary Education) ...					
SECONDARY EDUCATION					
74.	Upgradation of 21 existing Government Schools to Middle Standard in Campbellpur.	Do.	1.050	..	1.050
75.	Upgradation of 37 existing Government Primary Schools to Middle Standard in Rawalpindi.	Do.	1.850	..	1.850
76.	Upgradation of 21 existing Government Primary Schools to Middle Standard in Jhelum.	Un approved	1.050	..	1.050
77.	Upgradation of 38 existing Government Primary Schools to Middle Standard in Gujrat.	Do.	1.900	..	1.900
78.	Upgradation of 46 existing Government Primary Schools to Middle Standard in Sargodha.	Do.	2.300	..	2.300
79.	Upgradation of 25 existing Government Primary Schools to Middle Standard in Mianwali.	Do.	1.250	..	1.250
80.	Upgradation of 84 existing Government Primary Schools to Middle Standard in Lyallpur.	Do.	4.200	..	4.200
81.	Upgradation of 33 existing Government Primary Schools to Middle Standard in Jhang.	Un-approved	1.650	..	1.650
82.	Upgradation of 81 existing Government Primary Schools to Middle Standard in Lahore.	..	4.050	..	4.050
83.	Upgradation of 40 existing Government Primary School to Middle Standard in Gujranwala.	..	2.000	..	2.000
84.	Upgradation of 32 existing Government Primary Schools to Middle Standard in Sheikhpura.	..	1.600	..	1.600
85.	Upgradation of 44 existing Government Primary Schools to Middle Standard in Sialkot.	..	2.200	..	2.200
86.	Upgradation of 24 existing Government Primary Schools to Middle Standard in D. G. Khan.	..	1.200	..	1.200
87.	Upgradation of 86 existing Government Primary Schools to Middle Standard in Multan.	..	4.300	..	4.300

(Rupees in million)

Revised estimates for 1970-71	Provision for 1971-72	Foreign Exchange required for 1971-72			Source of Foreign Aid	Expenditure during subsequent years		
		Total	Own resources	Foreign Aid		1972-73	1973-74	1974-75
7	8	9	10	11	12	13	14	15
..	0.323	
..	0.255	
..	13.000			
..	0.150	
..	0.200	
..	0.150	
..	0.250	
..	0.300	
..	0.150	
..	0.500	
..	0.200	
..	0.500	
..	0.250	
..	0.200	
..	0.250	
..	0.150	
..	0.550	

Serial No.	Name of the scheme	Status of the Scheme	Estimated cost	Estimated expenditure during the Third Plan period	4th Plan allocation
1	2	3	4	5	6
88.	Upgradation of 32 existing Government Primary School to Middle Standard in Muzaffargarh.	Un-approved	1.600	..	1.600
89.	Upgrading of 64 existing Government Primary Schools to Middle Standard in Sahiwal.	Do.	3.200	..	3.200
90.	Upgradation of 25 existing Government Primary Schools to Middle Standard in Bahawalpur.	..	1.250	..	1.250
91.	Upgradation of 29 existing Government Primary Schools to Middle Standard in Bahawalnagar.	..	1.450	..	1.450
92.	Upgradation of 38 existing Government Primary Schools to Middle Standard in Rahimyar Khan.	..	1.900	..	1.900
93.	Upgradation of 15 Government Middle Schools to high Standard in Rawalpindi Division.	Un-approved	1.500	..	1.500
94.	Upgradation of 23 Government Middle Schools to high standard in Sargodha Division.	Un-approved	2.300	..	2.300
95.	Upgradation of 25 Government Middle Schools to high standard in Lahore Division.	Do.	2.500	..	2.500
96.	Upgradation of 25 Government Middle Schools to high standard in Multan Division.	Do.	2.500	..	2.500
97.	Upgradation of 12 Government Middle Schools to high standard in Bahawalpur Division.	Do.	1.200	..	1.200
98.	Introduction of integrated science courses (Mathematics Physics, Chemistry and Biology in classes IX-XII) in 20 existing Government Comprehensive High Schools.	Do.	3.000	..	3.000
99.	Provisions of Library books, professional literature and equipment to 500 Government High Schools.	Un-approved	2.500	..	2.500
Total (Secondary Education) ..					
TEACHER EDUCATION					
100.	Expansion and development of 10 Normal Schools and Teachers Training Institutes to the level of Colleges of elementary teachers in Rawalpindi Region.	..	4.000	..	4.000
101.	Expansion and development of 6 Normal Schools and Teachers Training Institutes to the level of Colleges of elementary teachers in Rawalpindi Region.	..	2.400	..	2.400
102.	Opening of one Science Teachers Training College in Lahore.	Approved	2.400	..	2.000

(Rupees in million)

Revised estimates for 1970-71	Provision for 1971-72	Foreign Exchange required for 1971-72			Source of Foreign Aid	Expenditure during subsequent years		
		Total	Own resources	Foreign Aid		1972-73	1973-74	1974-75
7	8	9	10	11	12	13	14	15
..	0.200	
..	0.400	
..	0.150	
..	0.150	
..	0.300	
..	0.300	
..	0.500	
..	0.500	
..	0.500	
..	0.200	
..	0.150	
..	0.315	0.125	0.125	
..	7.465	0.125	0.125	
..	0.800	
..	0.400	
..	0.500	

Serial No.	Name of the scheme	Status of the Scheme	Estimated cost	Estimated expenditure during the Third Plan period	4th Plan allocation
1	2	3	4	5	6
✓ 103.	Expansion and improvement of four existing teachers training College specially for science education and educational research.	Un-approved	2.000	..	2.000
✓ 104.	Development of Science Education in Institute of Education and Research University of the Punjab.	Approved	2.000	..	1.000
105.	Better in service training of teachers of all levels privion T.A. D.A. and other expenses.	Un-approved	1.750	..	1.750
106.	In service training*of teachers of secondary level TA/DA and other expenses.	Do.	3.500	..	3.500
107.	Better in service training of teachers of all levels T.A. D.A. and other expenses.	Do.	1.750	..	1.750
Total (Teachers Education) ..					
TECHNICAL EDUCATION					
108.	Opening of 8 single trade Vocational Institutes for boys with 150 enrolment each.	Approved	2.400	..	2.400
109.	Expansion of facilities for training of Polytechnic teachers at Rawalpindi Polytechnic.	Do.	1.000	..	1.000
110.	Programme for in service training of teachers at Swedish Pakistani Institute of Technology, Gujrat.	Do.	0.500	..	0.500
Total (Technical Education) ..					
COLLEGE EDUCATION					
111.	Provision of hostel accommodation of 4 Government Institute and Degree Colleges in Rawalpindi Division.	Do.	1.600	..	1.600
112.	Provision of Hostel accommodation in 6 Government Intermediate and Degree Colleges in Lahore Division.	Approved	2.400	..	2.400
113.	Provision of Hostel accommodation in 6 Government Intermediate and Degree Colleges in Multan Division.	Do.	2.400	..	2.400
114.	Provision of Hostel accommodation in 3 Government Intermediate and Degree Colleges in Bahawalpur Division.	Do.	1.200	..	1.200
Total (College Education) ..					

(Rupees in million)

Revised estimates for 1970-71	Provision for 1971-72	Foreign Exchange required for 1971-72			Source of Foreign Aid	Expenditure during subsequent years		
		Total	Own resources	Foreign Aid		1972-73	1973-74	1974-75
7	8	9	10	11	12	13	14	15
..	1.000
..	0.100
..	0.225
..	0.450
..	0.225
..	3.700
..	0.300
..	0.100
..	0.100
..	0.500
..	0.400
..	0.264
..	0.400
..	0.400
..	1.464

Serial No.	Name of the scheme	Status of the Scheme	Estimated cost	Estimated expenditure during the Third Plan period	4th Plan allocation
1	2	3	4	5	7
MISCELLANEOUS					
115.	Curriculum Development, research Production and dissemination of Text Books Teacher Guides, Library, Manuals and Supplementary Material in General Science and Technical Education.	Approved	2.000	..	2.000
116.	Experimental Programmes Creation of Research cell in Education Department.	Do.	2.000	..	2.000
117.	Acquisition/Purchase of Evacuee/Trust Buildings for Government Educational Institutions and Offices in Lahore Region.	Un-approved	4.000	..	4.000
118.	Acquisition/Purchase of Evacuee Trust Buildings for Government Educational Institution in Rawalpindi Division.	Do.	2.400	..	2.400
119.	Manpower Planning Cell in the P. & D. Department	Approved	0.208	..	0.208
120.	Expansion of the Library in the P.&D. Department	Do.	0.125	..	1.125
121.	Improvement of Provincial Statistics Bureau of Statistics.	..	0.150	..	0.150
	Total (Miscellaneous)
	Total (New Schemes)
	Grand Total—Education and Training “ on-going and new Schemes ”.	

(Rupees in million)

Revised estimates for 1970-71	Provision for 1971-72	Foreign Exchange required for 1971-72			Source of Foreign Aid	Expenditure during subsequent years		
		Total	Own resources	Foreign Aid		1972-73	1973-74	1974-75
7	8	9	10	11	12	13	14	15
..	0.100			
..	0.150			
..	1.000			
..	0.500			
..	0.050			
..	0.020			
..	0.150			
..	1.970			
..	28.099	0.125	0.125			
71.190	84.228	1.125	0.125	1.000				

Serial No.	Name of the scheme	Status of the Scheme	Estimated cost	Estimated expenditure during the third plan period	4th Plan allocation
1	2	3	4	5	6

On-going Scheme :—

1.	Malaria Eradication Programme	Approved	242.901	88.565	..
2.	Family Planning Programme	Do.

RURAL HEALTH PROGRAMME

3.	Establishment of 39 Rural Health Centres in Punjab.	Recommended by CDWP
----	---	---------------------	----	----	----

T. B. CONTROL

4.	B. C. G. Campaign	Approved
5.	Construction of 36 bedded T.B. Wards at District HQR. Hospitals Sialkot, Gujrat, Jhang, Sahiwal and Rahim Yar Khan.	Do.	21.651
6.	Purchase of equipment for T. B. Clinics	Do.	4.000	0.260	..

COMMUNICABLE DISEASES CONTROL

7.	Provincial Smallpox Eradication Programme	Do.	5.600
----	---	-----	-------	----	----

MEDICAL EDUCATION AND TRAINING

8.	Improvement in the de-Montmorency College of Dentistry, Lahore—Purchase of equipment for the New Block.	Do.	0.842
9.	Improvement in the de 'Montmorency College of Dentistry Lahore—Constructions of Hostel for students.	Do.	0.425(B) 0.038(E)
10.	Construction of New Boys Hostel, K.E. Medical College, Lahore.	Do.	3.595
11.	Construction of Library Hall, K.E. Medical College, Lahore.	Do.	0.200
12.	Construction of Hostel for Fatima Jinnah Medical College, Lahore.	Do.	2.313	1.666	..
13.	Improvement and expansion of Fatima Jinnah Medical College, Lahore.	Do.	1.025	0.303	..
14.	Improvement in the Public Health Nursing School, Lahore.	Do.	0.496 (B) 0.100 (E)	0.383	..
			0.596
15.	Establishment of Dental Section in N. M. College, Multan Purchase of equipment.	Do.	0.283	0.041	..

LTH

(Rupees in million)

Revised estimates for 1970-71	Provision for 1971-72	Foreign Exchange required for 1971-72			Source of Foreign Aid	Expenditure during subsequent years		
		Total	Own resources	Foreign Aid		1972-73	1973-74	1974-75
7	8	9	10	11	12	13	14	15
18.094	10.000
25.000	16.000
0.950	15.900
0.758	0.827
0.495	0.122
0.260	0.250	0.200	0.200
0.385	0.407
0.248	0.366
0.007	0.365
1.200	1.630
0.078	0.122
0.376	0.229
0.473	0.200
0.107	0.100
..	0.242

Serial No.	Name of the Scheme	Status of the Scheme	Estimated cost	Estimated expenditure during the third plan period	4th Plan allocation
1	2	3	4	5	6
MEDICAL RESEARCH					
16.	Expansion of Institute of Hygiene and Preventive Medicine, Lahore.	Approved	0.800	0.256	..
17.	Staff and equipment for Research Institute for Animal Experimentation of K.E.M. College, Lahore.	Do.	0.956	0.064	..
18.	Installation of Electronic Microscope in Anatomy Deptt., in K.E.M. C., Lahore.	Do.	0.424	0.025	..
GENERAL HOSPITALS					
19.	Constn. of Hostel Block for 40 students and 8 Nos. Flats for Junior Officers residences in Lady Willingdon Hospital, Lahore.	Do.	1.092	0.513	..
20.	Expansion of Sir Ganga Ram Hospital, Lahore ..	Do.	2.311
21.	Neuro Surgery unit in Lahore General Hospital Construction of Buildings.	Do.	0.673
22.	Improvement in the Services Hospital, Lahore ..	Do.	B. 1.522 E. 0.200	1.137	..
			1.722		
23.	Construction of Tehsil Headquarter Hospital, Pasur.	Do.	B. 0.934 E. 0.136	0.412	..
			1.070		
24.	Up-grading of C. H. Phalia	Do.	B. 0.382 E. 0.101	0.287	..
			0.483		
25.	Construction of new D. HQ. Hospital, Jhang ..	Do.	B. 3.281 E. 0.300	2.830	..
			3.581		
26.	Construction of new Tehsil H.Q. Hospital, Rajanpur.	Do.	B. 0.700 E. 0.050	0.439	..
27.	Construction of new Tehsil HQ. Hospital, Alipur (Muzaffargarh).	Do.	B. 0.534 E. 0.064	0.435	..
28.	Construction of Tehsil HQ. Hospital Pakpattan ..	Do.	B. 0.550 E. 0.050	0.195	..
29.	Up-grading of Tehsil HQ. Hospital, Ahmadpur East.	Do.	0.182	0.013	..
30.	Up-grading of C. H. Bahawalnagar	Do.	1.146
31.	Upgrading of District Headquarter Hospital Lyallpur construction of Nurses Home.	Do.	0.541	0.765	..

(Rupees in million)

Revised estimates for 1970-71	Provision for 1971-72	Foreign Exchange required for 1971-72			Source of Foreign Aid	Expenditure during subsequent years		
		Total	Own resources	Foreign Aid		1972-73	1973-74	1974-75
7	8	9	10	11	12	13	14	15
..	0.150
0.100	0.892	0.050	0.050
0.076	0.069
0.126	1.171							
0.100	0.200
0.600	0.510
..	0.150
0.100	0.100
0.526	0.236
0.190	0.040
0.626	0.200
0.223	0.060
0.081	0.073
0.180	0.025
0.008	0.025
..	0.200
0.307	0.150

Serial No.	Name of the scheme	Status of the Scheme	Estimated cost	Estimated expenditure during the third plan period	4th Plan allocation
1	2	3	4	5	6
32.	Continuance of stipends to the students of Para-Medical School, Bahawalpur.	Approved	0.054
33.	76 Stipends for Probationer Nurses in Lahore General Hospital.	Do.	0.105
34.	116 stipends for Probationer Nurses in Mayo Hospital, Lahore.	Do.	0.160
35.	60 stipends of Probationer Nurses and 10 stipends for Nurses-Midwives at B.V. Hospital Bahawalpur.	Do.	0.098
36.	4 Stipends of Probationer Nurses of Urology Department Mayo Hospital, Lahore	Do.	0.006
37.	6 Stipends for Probationer Nurses for Radiotherapy Department of Mayo Hospital, Lahore.	Do.	0.008
38.	72 Stipends of Probationer Nurses and 6 stipends of Nurses-Midwives at Sir Ganga Ram Hospital, Lahore.	Do.	0.111
39.	15 stipends for Nurses at Lady Aitchison Hospital, Lahore.	Do.	0.021
40.	98 Stipends of Probationer Nurses for Nishtar Hospital, Multan.	Do.	0.135
41.	23 Stipends of Midwifery at Nishtar Hospital, Multan.	Do.	0.035
42.	24 Stipends for trained Nurses to undergo Midwifery training at Lady Aitchison Hospital, Lahore.	Do.	0.036
43.	Continuance of 7 stipends of Probationer Nurses Midwives of Lady Willingdon Hospital, Lahore.	Do.	0.011
44.	Continuance of Scholarships Lady Health Visitors at the Public Health Nursing School, Lahore.	Do.	0.334
45.	Continuance of training of Dais Nurse Dais and Midwives in the Province of Punjab (Lahore, Multan and Bahawalpur Regions).	Do.	0.350
46.	Continuance of additional stipends for the training of Midwives and dais in the Province of Punjab (Lahore, Multan and Bahawalpur Regions).	Do.	0.031
47.	Scholarships :—				
	1. K.E. Medical College, Lahore	Do.	0.083
	2. Fatima Jinnah Medical College, Lahore	Do.	0.038
	3. Nishtar Medical College, Multan	Do.	0.063

(Rupees in million)

Revised estimates for 1970-71	Provision for 1971-72	Foreign Exchange required for 1971-72			Source of Foreign Aid	Expenditure during subsequent years		
		Total	Own resources	Foreign Aid		1972-73	1973-74	1974-75
7	8	9	10	11	12	13	14	15
..	0.054	
0.105	0.105	
0.160	0.160	
0.098	0.098	
0.006	0.006	
0.008	0.008	
0.111	0.111	
0.021	0.021	
0.135	0.135	
0.035	0.035	
0.036	0.036	
0.011	0.011	
0.334	0.111	
0.350	0.240	
0.031	0.031	
..	0.083	
..	0.038	
..	0.063	

Serial No.	Name of the scheme	Status of the Scheme	Estimated cost	Estimated expenditure during the third plan period	4th Plan allocation
1	2	3	4	5	6
MISCELLANEOUS					
48.	Improvement of Blood transfusion Service Punjab.	Approved	B. 2.060 E. .970	B. 1.142 E. .376	..
49.	Construction of Mortuary at Government Rural Dispensary chak No. 45 12-L district Sahiwal.	Do.	0.040	0.008	..
50.	Installation of Laundry Plant in B.V. Hospital, Bahawalpur.	Do.	0.305	0.225	..
51.	Installation of Stand-by Electric Generators in the Surgical Theatres of the District Headquarters Hospitals in Punjab (10 Stand-by electric Generator)	Do.	1.700	0.085	..
	Total— (On-Going)	100.995	54.679
New Schemes					
T. B. CONTROL					
52.	Purchase of Ambulance Car for T.B. Sanitorium Samli.	Do.	0.022	..	0.022
MEDICAL EDUCATION AND TRAINING					
53.	Expension and improvement of Nishtar Medical College during 4th Five Year Plan.	Do.	4.748	..	4.748
54.	Replacement of Tubewell No. 2 with pumping Chamber Nishtar Medical College, Multan.	Do.	0.067	..	0.067
55.	Establishment of Medical College and Hospital at Bahawalpur.	Approved by CDWP	64.8112
56.	Purchase of furniture and equipment books for College Library K.E.M.C. Lahore.	Approved	0.540	..	0.540
57.	Construction of 50 Servant Quarters in Fatimah Jinnah College, Lahore.	Do.	0.853	..	0.353
GENERAL HOSPITAL					
58.	Neuro surgery Department Lahore General Hospital Purchase of equipment.	Do.	1.313	..	1.813
59.	Construction of Medical Officers residences at Government Rural dispensary, Zafarwal.	Do.	0.038	..	0.038
60.	Improvement of Aziz Bhatti Shaheed Hospital, Gujrat.	Do.	1.045 0.023	..	1.068
			1.068		
61.	Improvement of District Headquarters Hospital, Jhelum.	Do.	1.514 0.132	..	1.660
			1.646		

(Rupees in million)

Revised estimates for 1970-71	Provision for 1971-72	Foreign Exchange required for 1971-72			Sources of Foreign Aid	Expenditure during subsequent years		
		Total	Own resources	Foreign Aid		1972-73	1973-74	1974-75
7	8	9	10	11	12	13	14	15
0.908	0.380	0.030	0.030	
0.006	0.006	
0.008	0.100	0.055	0.055	
0.278	0.425	
54.679	52.097	0.335	0.335	
..	0.022	
..	0.500	
..	0.067	
..	5.000	
..	0.200	
..	0.200	
..	0.500	
..	0.038	
..	0.300	
..	0.300	

Serial No.	Name of the scheme	Status of the Scheme	Estimated cost	Estimated expenditure during the third plan period	4th Plan allocation
1	2	3	4	5	6
62.	Provision of Suigas in Lahore General Hospital, Lahore	Approved	0.179	...	0.179
63.	Construction of T.B. and Orthopaedic Department in Nishtar Hospital, Multan.	Do.	2.968	..	2.968
64.	Construction of new T. H. Qs. Hospital, Leiah.	Do.	(A) 1.267 (B) 0.050	..	1.417
65.	Upgrading of T.H.Qs. Hospital, Sadiqabad ...	Do.	0.200	..	0.200
66.	Construction of new Tehsil Hospital, Shujabad—Providing of water supply and sewerage system.	Un-Approved	0.192	...	0.192
67.	Upgrading of Tehsil Headquarter Hospital Khanawal—Providing of water supply and sewerage system.	Approved	0.231	...	0.231
68.	Construction of new Operation Theatre for Cardiac Surgery, Mayo Hospital, Lahore.	Do.	0.257	...	0.257
69.	Purchase of Deep X-Ray Therapy Machinery in N. M. Hospital, Multan.	Do.	0.125	...	0.125
70.	Expansion and Improvement of Nishtar Hospital Multan, Housing of cobalt 60 Unit Therapy.	Do.	0.168
71.	Air Conditioning of the Diagnostic rooms/operation Theatre in Neuro Surgery Department of the Lahore General Hospital, Lahore.	Do.	0.370	...	0.370
MISCELLANEOUS					
72.	Replacing stand by arrangement with existing Motor with pump and power wiring for X-Ray Room in D.H.Q., Hospital, Lyallpur.	Do.	0.020
73.	Provision of electricity in R.H.C., Mochiwala ..	Do.	0.043	..	0.043
74.	Construction of new Mortuary at Jauharabad ..	Do.	0.010	..	0.010
75.	Construction of new Mortuary at Kalabagh ...	Do.	0.013	..	0.013
76.	Construction of new Mortuary at Bhakkar ...	Do.	0.011	..	0.011
77.	Minor Work	Do.
	Total (New)
	GRAND TOTAL (Health)..	

(Rupees in million)

Revised estimates for 1970-71	Provision for 1971-72	Foreign Exchange required for 1971-72			Sources of Foreign Aid	Expenditure during subsequent years		
		Total	Own resources	Foreign Aid		1972-73	1973-74	1974-75
7	8	9	10	11	12	13	14	15
..	0.179	
--	0.400	
--	0.200	
--	0.100	--	
--	0.192	
--	0.231	
--	0.257	
--	0.125	--	
--	0.168	--	--	
--	0.027	
..	0.020	..	--	
..	0.043	..	--	
..	0.010	..	--	
..	0.013	--	--	
..	0.011	..	--	
..	0.800	
..	9.903	
54.679	62.000	0.335	0.335	

Serial No.	Name of the scheme	Status of the Scheme	Estimated cost	Estimated expenditure during the third plan period	4th Plan allocation
1	2	3	4	5	6
SOCIAL WELFARE AND LOCAL GOVERNMENT DEPARTMENT					
(a) On-Going Schemes					
1.	Continuance of Second Plan Urban Community Development Project in Punjab.	Approved for Third Plan	2.535	1.515	Not yet allocated
2.	Continuance of Grant-in-aid to the Punjab Social Services Board.	4th Plan Proposed	3.000	2.340	Do.
3.	Continuance of Home for Destitutes and under privileged Women at Rawalpindi.	Do.	0.433	0.277	Do.
4.	Continuance of Urban Community Development Projects at Rawalpindi.	Do.	0.654	0.419	Do.
5.	Continuance of Child Welfare and in Service Training Institute, Lahore.	Do.	0.891	0.441	Do.
6.	Continuance of Third Plan Urban Community Development Projects.	Do.	5.690	2.359	Do.
7.	Continuance of Evaluation and Research Unit ..	Do.	0.599	0.227	Do.
8.	Continuance of Child Welfare Cell in the Directorate of Social Welfare, Punjab, Lahore.	Do.	0.330	0.132	Do.
9.	Continuance of Pilot Rural Community Development Projects.	Do.	4.360	1.691	Do.
10.	Continuance of Welfare Home for the Training and Rehabilitation of Beggars at Lahore.	Do.	0.787	0.452	Do.
11.	Continuance of School Social Work Projects ..	Do.	0.878	0.396	Do.
12.	Continuance of Mothers and Children's Home, Sialkot for (30) Family Units.	Do.	0.615	0.307	Do.
13.	Continuance of Model Orphanage	Do.	0.290	0.230	Do.
14.	Continuance of Supervisory Services for Voluntary Community Development.	Do.	0.936	0.675	Do.
15.	Continuance of Social Services Projects (Medical) Multan, Rawalpindi and Mental Hospital, Lahore.	Do.	0.376	0.200	Do.
GRAND TOTAL (Social Welfare)			

WELFARE

(Rupees in million)

Revised estimates for 1971-71	Provision for 1971-72	Foreign Exchange required for 1971-72			Source of Foreign Aid	Expenditure during subsequent years		
		Total	Own resources	Foreign Aid		1972-73	1973-74	1974-75
7	8	9	10	11	12	13	14	15
0.355	0.349	
0.405	0.350	
0.064	0.063	
0.090	0.079	
0.132	0.133	
0.902	0.818	
0.031	0.045	
0.042	0.040	
0.680	0.482	
0.125	0.125	
0.129	0.124	
0.094	0.090	
0.050	0.049	
0.139	0.139	
0.056	0.063	
3.295	2.949		-	

MAN POWER AND

Serial No.	Name of the scheme	States of the Scheme	Estimated cost	Estimated expenditure during the third plan period	4th Plan allocation
1	2	3	4	5	6
LABOUR DEPARTMENT					
(a) ON-GOING SCHEMES :					
1.	Technical Training Centre, Gulberg Lahore	.. Approved	2.000	0.540	2.460 (Proposed)
2.	Technical Training Centre, Rahim-yar-Khan	.. Do.	2.500	0.500	3.000 (Proposed)
3.	Technical Training Centre, for released defence personal at Gujarkhan.	Do.	4.975	0.050	4.920
4.	Pilot Research Project for Rural Employment Promotion.	Do.	1.513	0.189	1.324 (Proposed)
5.	Trade Union Institute (existing Industrial Relations Institute).	Do.	0.500	..	1.080
6.	Establishment of Weights and Measures Laboratory Lahore.	Do.	0.500	..	0.500
	Total (a) On-Going Schemes (Manpower and Employment).				
(b) NEW SCHEMES					
7.	Apprentices Training Centre, Lyallpur	.. Do.	2.500	..	2.500 (Proposed)
8.	Providing additional facilities at the existing Technical Training Centre, Multan.	Un-approved	0.700	..	0.700
9.	Setting up of a Survey and Statistical Cell of the Manpower and Employment Wing of the Labour Directorate.	Approved	0.290	..	0.290 (Proposed)
	Total—(b) New Schemes (Manpower and Employment).				
	Tools and Plants ..				
	GRAND TOTAL (Manpower and Employment) ..				

EMPLOYMENT

(Rupees in million)

Revised estimates for 1970-71	Provision for 1971-72	Foreign Exchange required for 1971-72			Source of Foreign Aid	Expenditure during subsequent years		
		Total	Own resources	Foreign Aid		1972-73	1973-74	1974-75
7	8	9	10	11	12	13	14	15
0.463	0.375
0.700	0.450
..	0.549
0.136	0.347
0.060	0.150
..	0.280
1.359	2.151
..	0.175
..	0.125	0.100	..	0.100	Government of the Netherlands.
..	0.100
..	0.400	0.100	..	0.100
..
1.359	2.551	0.100	..	0.100


RURAL WORKS

Serial No.	Name of the scheme	Status of the Scheme	Estimated cost	Estimated expenditure during the Third Plan period	4th Plan allocations
1	2	3	4	5	6
1.	Rural Works Programme	Approved	650.000 lacs Regular Feature	190.800	350.000
	Total (Rural Works Programme)				

PROGRAMME


(Rupees in million)

Revised estimates for 1970-71	Provision for 1971-72	Foreign Exchange required for 1971-72			Source of Foreign Aid	Expenditure during subsequent years		
		Total	Own resources	Foreign Aid		1972-73	1973-74	1974-75
7	8	9	10	11	12	13	14	15
25.000	25.000	
25.000	25.000				



SIND

257—258




DEVELOPMENT PROGRAMME 1971-72

SUMMARY—SIND

(Million Rupees)

Sl. No.	Name of the Sector	Provision for 1971-72	Foreign Exchange required for 1971-72		
			Total	Own Resources	Foreign Aid
1	2	3	4	5	6
1.	Agriculture	20.371	9.875	8.975	0.900
2.	Water	13.618	1.070	1.070	—
3.	Industry	2.500	—	—	—
4.	Fuels and Minerals	—	—	—	—
5.	Transport and Communications	19.678	0.280	—	0.280
6.	Physical Planning and Housing	43.382	2.020	1.000	1.020
7.	Education and Training	40.550	3.212	0.940	2.272
8.	Health	10.669	0.225	0.225	—
9.	Family Planning	5.100	—	—	—
10.	Social Welfare	1.495	—	—	—
11.	Manpower and Employment	0.565	—	—	—
12.	Works Programme	3.000	—	—	—
13.	Block Allocation	20.000	—	—	—
	Total	180.928	16.682	12.210	4.472



DEVELOPMENT PROGRAMME 1971-72

SUMMARY—SIND

(On-Going and New Schemes)

(Million Rupees)

Sl. No.	Name of the Sector	On-going	New	Total (On-going and New)
1	2	3	4	5
1.	Agriculture	18.808	1.563	20.371
2.	Water	7.419	6.199	13.618
3.	Industry	2.000	0.500	2.500
4.	Fuels and Minerals	—	—	—
5.	Transport and Communications	19.678	—	19.678
6.	Physical Planning and Housing	39.078	4.304	43.382
7.	Education and Training	24.988	15.562	40.550
8.	Health	8.690	1.979	10.669
9.	Family Planning	5.100	—	5.100
10.	Social Welfare	1.495	—	1.495
11.	Manpower	0.400	0.165	0.565
12.	Works Programme	3.000	—	3.000
13.	Block Allocation	—	20.000	20.000
	Total	130.656	50.272	180.928

Serial No.	Name of the scheme	Status of the Scheme	Estimated cost	Estimated expenditure during the Third Plan period	4th Plan allocation
1	2	3	4	5	6
I. AGRICULTURE AND AGRICULTURAL CREDITS					
AGRICULTURE DEPARTMENT					
On-Going Schemes					
PLANT PROTECTION					
1.	Acquisition of Plant Protection Material, for ground Operation.	Un-approved	95.050	27.361	..
Total (Plant Protection) ..					
MECHANIZATION					
2.	Development of land and provision of Machinery for augmenting water supplies.	Do.	31.450	10.262	..
Total (Mechanization) ..					
SOILS					
3.	Rapid Soil Fertility Survey and Soil Testing Institute	Un-approved	1.906	1.761	3.130
Total (Soils) ..					
AGRICULTURAL RESEARCH					
5.	Expansion and intensification of Research and introduction of new Section at Agricultural Research Institute, Tandojam.	Due for revision	4.279	1.173	..
6.	Coordinated Scheme for accelerated improvement of Maize and Millet.	Do.	0.768	0.106	..
7.	Accelerated cotton improvement and production programme.	Do.	0.853	0.075	..
8.	Microplot trials of wheat varieties	Un-approved	0.425	0.228	..
9.	Accelerated Rice Improvement and Production at Dokri.	Approved	0.447	0.316	..
Total (Research) ..					
AGRICULTURAL EDUCATION					
10.	Introduction of two years diploma course of Agricultural Field Assistants at Agricultural Training Institute, Sakrand.	Un-approved	0.458	0.131	..
EDUCATION DEPARTMENT					
11.	Establishment of Faculty of Animal Husbandry at Agricultural College, Tandojam.	Approved	2.500	..	2.500
12.	Award of Additional Scholarships at Tandojam ..	Do.	1.400	0.655	0.765
13.	Grant-in-aid to Agricultural College, Tandojam :				
	(i) Extension of Agricultural College, Tandojam.	Do.	4.165	4.448	0.600
	(ii) Facilities required for Post-Graduate Students.	Do.	1.100	0.759	0.341
	(iii) Intensification of Graduate and Post-Graduate Studies.	Do.	1.400	1.851	0.506
Total (Agricultural Education)					
Total (on-going) ..					

TURE

(Rupees in million)

Revised estimates for 1970-71	Provision for 1971-72	Foreign Exchange required for 1971-72			Source of Foreign Aid	Expenditure during subsequent years		
		Total	Own resources	Foreign Aid		1972-73	1973-74	1974-75
7	8	9	10	11	12	13	14	15
6.972	8.375	8.300	8.300	21.924	23.242	25.862
6.972	8.375	8.300	8.300			
2.122	2.288	0.500	0.500			
2.122	2.288	0.500	0.500			
0.559	0.250	0.432	0.273	0.281
0.559	0.250			
0.396	0.531	0.150	..	0.150	..	1.010	0.942	0.776
0.047	0.138	0.168	0.199	0.210
0.117	0.142	0.203	0.164	0.175
0.062	0.084	0.086	0.087	0.088
0.086	0.087	0.089	0.092	0.095
0.708	0.982	0.150	..	0.150	..			
0.051	0.092	0.094	0.096	0.098
0.768	0.150	0.428	0.418	0.442
0.153	0.140	0.153	0.153	0.153
0.300	0.230
0.060	0.025	0.065	0.065	0.065
0.202	0.120
1.534	0.757			
11.895	12.652	8.950	8.800	0.150	..			

Serial No.	Name of the scheme	Status of the Scheme	Estimated cost	Estimated expenditure during the Third Plan period	4th Plan allocation
1.	2	3	4	5	6.
AGRICULTURE DEPARTMENT					
NEW SCHEMES					
AGRICULTURAL EXTENSION					
14.	Pilot Project Scheme for Development of Thar area.	Un-approved	0.250	..	0.250
	Total (Agricultural Extension)		..		
AGRICULTURAL RESEARCH ECONOMICS AND STATISTICS					
15.	Scheme for the establishment of Statistical Organization.	Do.	1.000
16.	Re-organization of Agricultural Marketing	.. Do.	1.330
17.	Accelerated Oil Seed Production Programme	.. Do.	0.588
18.	Creation of Vegetable Sub-Section at the Agricultural Research Institute, Mirpurkhas.	Do.	0.383
19.	Creation of Pulses (Kharif) Sub-station at Tandojam
	Total (Agricultural Research)		..		
SOIL CONSERVATION					
20.	Soil Conservation Project Do.	1.000	0.192	..
	Total (Soil Conservation)		..		
	Total (New Schemes)		..		
	Total (Agricultural and Agricultural Credits)				

(Rupees in million)

Revised estimates for 1970-71	Provision for 1971-72	Foreign Exchange required for 1971-72			Source of Foreign Aid	Expenditure during subsequent years		
		Total	Own resources	Foreign Aid		1972-73	1973-74	1974-75
7	8	9	10	11	12	13	14	15
..	0.071	0.054	0.600	0.065
..	0.071			
..	0.200	0.356	0.194	0.250
..	0.380	0.327	0.311	0.312
..	0.202	0.127	0.128	0.131
..	0.055	
..	0.055	
..	0.892			
..	0.100	0.300	0.350	0.250
..	0.100			
..	1.063			
11.895	13.715	8.950	8.800	0.150	..	25.816	26.774	29.253

Serial No.	Name of the scheme	Status of the Scheme	Estimated cost	Estimated expenditure during the Third Plan period	4th Plan allocation
1	2	3	4	5	6

II. ANIMAL HUSBANDRY :

ANIMAL HUSBANDRY DEPARTMENT

On-Going Schemes :

1.	Additional facilities for existing Veterinary Hospitals and dispensaries in Sind.	Un-approved	0.813	0.029	..
2.	Post-Graduate Training Fellowship Animal Production Research.	Approved	0.114	0.001	..
3.	Distribution and maintenance of Rams ..	Do.	0.056	0.020	..
4.	Extension of Poultry in Rural areas	Do.	0.175	0.027	0.175
5.	Scheme for the establishment of Poultry Breeding and Demonstration unit at Hyderabad.	Do.	0.099	0.014	0.099
6.	Improvement of Breeding activities on Key Village basis.	Do.	1.200
7.	Karachi Milk Supply Scheme	Do.	6.651	3.374	..
8.	Establishment of Poultry Research Institute, Karachi.	Do.	9.500
9.	Provision of medicines in 178 Union Councils where Stock Assistants have been provided.	Do.	..	0.293	..
10.	Employment of 95 Stock Assistants in Union Councils for the control of contagious and infectious diseases.	Do.	..	0.169	..
11.	Scheme for increased Broiler Production ..	Do.	1.462	0.623	..
12.	Improvement of Live-Stock through Conservation of Superior Animals at Landhi Cattle Colony, Karachi.	Do.	0.743	0.525	..
	Total (On-going) ..				
	Total (New Scheme) ..				
	Total (Animal Husbandry) ..				

(Rupees in million)

Revised estimates for 1970-71	Provision for 1971-72	Foreign Exchange required for 1971-72			Source of Foreign Aid	Expenditure during subsequent years		
		Total	Own resources	Foreign Aid		1972-73	1973-74	1974-75
7	8	9	10	11	12	13	14	15
0.013	0.100	0.200	0.200	0.200
0.006	0.030	0.036	0.030	0.015
0.019	0.013	0.013	0.011	..
0.007	0.004	0.042	0.042	0.042
0.019	0.020	0.200	0.02	0.020
0.052	0.057	0.238	0.321	0.406
0.300	0.250
0.343	0.991	0.750	..	0.750
0.196	0.325
0.130	0.179
0.253	0.200
0.674	0.150
2.012	2.319	0.750	..	0.750				
..				
2.012	2.319	0.750	..	0.750				

Serial No.	Name of the scheme	Status of the Scheme	Estimated cost	Estimated expenditure during the Third Plan period	4th Plan allocation
1	2	3	4	5	6
III. COOPERATIVES AND RURAL CREDIT					
ON-GOING SCHEMES					
Co-operative Department					
1.	Reconstruction of Rural Credit and Agricultural Marketing (Farm Service Centres).	Un-approved	1.850	0.634	1.216
	Total (On-Going Schemes)	..			
NEW SCHEMES					
2.	Co-operative Development at Tando-Jam as Pilot Project on Commilla pattern	Do.	2.650	..	2.650
			30-6-75		
(a)	Survey			
(b)	Scheme			
	Total (New Schemes)	..			
	Total (Co-operative and Rural Credits)	..			

(Rupees in million)

Revised estimates for 1970-71	Provision for 1971-72	Foreign Exchange required for 1971-72			Source of Foreign Aid	Expenditure during subsequent years		
		Total	Own resources	Foreign Aid		1972-73	1973-74	1974-75
7	8	9	10	11	12	13	14	15
..	0.291	0.370	0.307	0.311
..	0.291			
..	0.150	0.830	0.830	0.840
..	0.150			
..	0.441			

Serial No.	Name of the Scheme	Status of the Scheme	Estimated cost	Estimated expenditure during the Third Plan period	4th Plan allocation
1	2	3	4	5	6

IV. FISHERIES

ON-GOING SCHEME

Fisheries Department

1.	Development of Lakes for fish production	.. Un approved	0.339	0.353	..
2.	Import Requirements of Fishermen Approved	0.350	..	0.350
3.	Construction of Landing Centre and Provision of additional staff at Manchar Lake.	Do.	0.124	..	0.124
4.	Conservation and Development of fish at Manchar Lake.	Do.	0.127	0.061	..
Total (Fisheries)		..			

(Rupees in million)

Revised estimates for 1970-71	Provision for 1971-72	Foreign Exchange required for 1971-72			Source of Foreign Aid	Expenditure during subsequent years		
		Total	Own resources	Foreign Aid		1972-73	1973-74	1974-75
7	8	9	10	11	12	13	14	15
0.060	0.061	0.063	0.065	0.067
..	0.200	0.175	0.175
0.006	0.007	0.008	0.008	00.08
0.013	0.014	0.014	0.014	0.014
0.079	0.282	0.175	0.175	..				

Serial No.	Name of the scheme	Status of the Scheme	Estimated cost	Estimated expenditure during the Third Plan period	4th Plan allocation
1	2	3	4	5	6
V. FOODGRAINS STORAGE					
ON-GOING SCHEMES					
Food Department					
1.	Construction of 21,500 tons capacity out of the Scheme of 1.35 tons of foodgrains storage in Sind under the 2nd Five year Plan.	Approved by NEC	1.950 Revised 6/72	0.914	0.389
		Do.	1.130 Revised 6/72	0.773	..
		Do.	0.501 Revised	0.426	0.075
		Do.	0.280 Revised 6/71	0.133	0.030
		Do.	0.375 6/69	0.471	..
	Total	--			
2.	Phase-II Providing additional house type storage accommodation of 14,000 tons in Rice Producing Districts of Hyderabad Region (Jacobabad and Dadu Districts) under the 3rd Five-Year Plan.	Approved by P & D	0.700 6/71	0.658	0.012
		Do.	0.350 6/71	0.663	..
		Do.	0.350	0.203	0.102
		Do.	0.350	0.322	0.008
		Do.	0.350	0.351	..
		Do.	0.371	0.278	0.073
		Do.	0.380	0.259	0.091
		Do.	0.694	0.500	0.152
		Do.	0.380	0.142	0.178
		Do.	0.208	0.143	-
		Do.	0.208	0.083	0.070
		Do.	0.215	0.084	0.101
		Do.	0.215	0.050	0.125
	Total	--			

(Rupees in million)

Revised estimates for 1970-71	Provision for 1971-72	Foreign Exchange required for 1971-72			Source of Foreign Aid	Expenditure during subsequent years		
		Total	Own resources	Foreign Aid		1972-73	1973-74	1974-75
7	8	9	10	11	12	13	14	15
0.973
0.320
..
0.060
0.026
1.379

	0.200

0.952

0.952	0.200

Serial No.	Name of the scheme	Status of the Scheme	Estimated cost	Estimated expenditure during the Third Plan period	4th Plan allocation
1	2	3	4	5	6
3.	Phase-III Providing additional House type Storage accommodation of the Capacity of 14,000 tons in Larkana and Dadu Districts of Hyderabad Region under the 3rd Five Year Plan.	Approved	1.050	0.897	0.108
		Do.	1.050	0.796	0.165
		Do.	0.350	0.037	0.187
		Do.	0.700	0.619	0.040
		Do.	0.700	0.552	0.043
		Do.	0.350	0.214	0.071
		Do.	0.350	0.180	0.094
		Do.	0.380	0.383	..
Total ..					
4.	Construction of 19,000 tons Capacity of food-grains accommodation at Karachi out of total Capacity of 1.48 lac tons in West Pakistan under the 2nd five year Plan.	Approved	8.308	4.009	3.400
			1970-71		
Total (On-going Scheme)..					
NEW SCHEMES					
5.	Schemes for acquiring Tobacco Processing Factory Building	Un-approved	0.600
Total (New Schemes) ..					
Total (Foodgrains Storage)					

(Rupees in million)

Revised estimates for 1970-71	Provision for 1971-72	Foreign Exchange required for 1971-72			Source of Foreign Aid	Expenditure during subsequent years		
		Total	Own resources	Foreign Aid		1972-73	1973-74	1974-75
7	8	9	10	11	12	13	14	15

0.900	0.200

0.900	0.200
0.800	0.800
..
4.031	1.200
..	0.200
..	0.200
4.031	1.400

Serial No.	Name of the scheme	Status of the Scheme	Estimated cost	Estimated expenditure during the Third Plan period	4th Plan allocation
1	2	3	4	5	6

VI. FORESTRY

ON-GOING SCHEMES :

Forest Department

Afforestation and Regeneration.

1.	Rehabilitation of riverain forests in Hyderabad Region.	Approved	6.466 (ii) 1965-66 to 1974-75	1.545	3.770
----	---	----------	-------------------------------------	-------	-------

2.	Planting of 5,000 miles of Canal-side land strips	Do.	Scheme not prepared	3.122	..
----	---	-----	---------------------	-------	----

Management and Improvement Operations

3.	Compilation of Working Plans in Hyderabad Forest Region.	Do.	(i) 1.908 (ii) 1965-66 to 1973-74	0.702	1.164
----	--	-----	---	-------	-------

4.	Irrigated Plantation of Lloyd Barrage Zone (Maintenance).	Do.	0.531	2.050	..
----	---	-----	-------	-------	----

5.	Planting of 400 miles of P.W.D. Roadside Land strips in Hyderabad Division.	Do.	1.374	0.675	..
----	---	-----	-------	-------	----

(Total On-going Schemes)

NEW SCHEMES

Forest Department

I—Range Management

6.	Survey and Analysis of Potential of Range Lands.	Un-approved	3.567	..	3.567
----	--	-------------	-------	----	-------

Total (New Scheme Department) ..

Total (Forestry) ..

GRAND TOTAL (Agriculture) ..

(Rupees in million)

Revised estimates for 1970-71	Provision for 1971-72	Foreign Exchange required for 1971-72			Source of Foreign Aid	Expenditure during subsequent years		
		Total	Own resources	Foreign Aid		1972-73	1973-74	1974-75
7	8	9	10	11	12	13	14	15
0.553	0.528	0.745	0.713	0.715
0.551	0.500
0.179	0.219	0.305	0.313	..
0.149	0.612
0.173	0.205
1.605	2.064
..	0.150	1.250	1.167	1.000
..	0.150
1.605	2.214
19.622	20.371	9.875	8.975	0.900

Serial No.	Name of the scheme	Status of the Scheme	Estimated cost	Estimated expenditure during the Third Plan period	4th Plan allocation
1	2	3	4	5	6

WATER

IRRIGATION DEPARTMENT

SURVEY AND INVESTIGATION

On-going Schemes

1.	Full implementation and operation of Hydrological Survey.	Un-Approved	1.940	..	1.940
2.	Re-organization of Research Institute Phase II	Do.	1.950	0.230	1.720
3.	River Survey and Re-organization of Research Institute	Do.	0.479	0.127	0.350
4.	Survey and Investigation in Kohistan Area ..	Approved	0.450	..	0.450
5.	Survey and Investigation of riverian area ..	Do.	0.450	..	0.450
6.	survey and Investigation of Irrigation Sukkur Zone.	Do.	1.000	..	1.000
7.	River Survey and Discharge Observation Programme.	Un-Approved	3.000	-	3.00
8.	Other Works	Do.	0.410	0.150	0.270

TUBEWELL & SMALL IRRIGATION SCHEMES

9.	Tubewell Irrigation Scheme taluka Khairpur Nathanshah and Sehwan	Do.	0.431	0.502	0.153
10.	Daulatpur Tubewell Scheme	Do.	0.715 0.352	0.454	0.060
11.	Tubewell Irrigation Scheme in riverian area Khairpur and Sukkur Districts.	Approved	2.416	1.199	1.260
12.	Constructing Shah Sadar pumping Irrigation Scheme.	Do.	2.839 0.442	0.932	0.731
13.	Constructing Makhdoom Sehar Irrigation Pumping Schemes, Dadu.	Do.	1.781 0.890	1.081	1.047
14.	Constructing new Sada-Bahar Pumping Irrigation Scheme.	Do.	1.894 0.669	0.896	1.418
15.	Other works	Un-Approved	1.867 0.235	..	1.060

(Rupees in million)

Revised estimates for 1970-71	Provision for 1971-72	Foreign Exchange required for 1971-72			Source of Foreign Aid	Expenditure during subsequent years		
		Total	Own resources	Foreign Aid		1972-73	1973-74	1974-75
7	8	9	10	11	12	13	14	15
0.043	0.300	0.100	0.100	0.496	0.496	0.495
0.150	0.260	0.070	0.070	0.100	0.050	0.040
0.150	0.150	0.150	0.150	0.133	0.100	..
..	0.200	0.250	0.100	0.050
..	0.200	0.100	0.100	0.050
0.200	0.200	0.200	0.200	0.200
0.333	0.200	0.150	0.150	0.667	0.667	0.665
0.070	0.260	0.150
0.153	0.060
0.060	0.010
..	0.114
0.200	0.005
0.275	0.005
0.188	0.005
..	0.140

Serial No.	Name of the scheme	Status of the Scheme	Estimated cost	Estimated expenditure during the Third Plan period	4th Plan allocation
1	2	3	4	5	6
DRAINAGE RECLAMATION AND TUBEWELLS					
16.	Increasing capacity of Main Nara Valley Drain in Southern Dadu Division.	Approved	1.102	0.159	0.995
FLOOD RECLAMATION WORKS					
17.	Flood protection measures by constructing loop bund wherever necessary checking river by constructing stone sprus pitching and providing apron wherever necessary from mile O/0 to 172 of S.M. Bund (Chuttanshah Loop Bund).	Do.	2.289
18.	Re-sectioning F.P. Bund in Khirthar Division ..	Un-Approved	0.500	..	0.500
OPEN CANALS					
19.	Regarding of channels of Farash Sub-Division ..	Approved	1.016	0.241	0.775
20.	Remodelling and Re-shaping of Nara Canal from Khewari to Thar Weir.	Un-Approved	17.400 6/75	2.030	10.650
21.	Rehabilitation banks of Jamrao Canal, Mile 0 to 59 Diam Branch, 0 to 10 Shahu Branch 0 to 19 West Branch 0 to 18 in Northern Jamaro Division.	Do.	2.212 6/74	0.142	2.010
22.	Rehabilitation bank of Jamaro canal mile 59 to 124 in Northern Jamrao Division.	Un-Approved	1.127	0.156	0.930
23.	Re-conditioning banks of main canal and branches in Thar Division as per Punjab specifications.	Do.	1.880	0.018	1.880
24.	Re-conditioning banks of Shahdaskot branches and its off taking channels.	Approved	0.969	0.156	0.814
25.	Re-coditioning banks of Rohri Main Canal in Dad Division.	Do.	1.336	0.433	0.800
26.	Constructing subsidiary Regulator and bye-pass channel at Naulakhi X-Regulator RD-205 of Rohri Main Canal.	Un-Approved	1.253 5.437	2.062	...
27.	Constructing subsidiary fall and bye-pass channel at Phull Fall 443 Rohri Main Canal.	Approved	3.046 6/72	2.058	0.902
28.	Constructing bye-pass Regulator and channels at Kumbilima Regulator, at RD-705 to Rohri Main Canal in Hala Division.	Un-Approved	2.177 4.032	2.630	1.22

(Rupees in million)

Revised estimates for 1970-71	Provision for 1971-72	Foreign Exchange required for 1971-72			Source of Foreign Aid	Expenditure during subsequent years		
		Total	Own resources	Foreign Aid		1972-73	1973-74	1974-75
7	8	9	10	11	12	13	14	15
0.250	0.300	0.193	0.193	..
0.807	1.000	1.000	0.289	..
0.100	0.150	0.250
0.250	0.050
..	0.050	2.600	2.400	2.150
..	0.200	1.042	0.628	..
..	0.100	0.564	0.307	..
..	0.100	0.700	0.400	0.456
0.200	0.100	0.300	0.159	0.445
0.650	0.150	0.103
3.109	0.063
1.402	0.086
1.278	0.082

Serial No.	Name of the scheme	Status of the Scheme	Estimated cost	Estimated expenditure during the Third Plan period	4th Plan allocation
1	2	3	4	5	6
29.	Constructing subsidiary fall at Mirza Fall RD-585 of Rohri Main Canal.	Un-approved	1.551	1.209	2.900
			4.186		
30.	Widening Escape along Rohri Main Canal to increase its capacity.	Approved	1.251	0.530	2.183
			3.006		
31.	Re-conditioning banks of R.M.C. and its branches in Nasir Division.	Do.	3.247	0.794	2.500
32.	Lift Irrigation Scheme on left bank of Nara Canal.	Do.	4.468	1.187	3.631
33.	Rehabilitating banks of East Feeder System ..	Un-Approved	1.500	0.061	
34.	Re-modelling of Rohri Main Canal from RD-25 to 191 according to Punjab specifications.	Approved.	0.862	0.519	0.300
			3.425		
35.	Constructing new fall at 15000 of Rohri Main Canal.	Do.	4.100	0.345	0.040
36.	Guniting arches of Sukkur Barrage and other treatment.	Un-Approved	1.225	0.874	2.036
			3.476		
37.	Diversion of Rohri Main Canal RD-97 to 124 ..	Do.	1.020
38.	Replacing Trostle Bridge at RD-661 of Rohri Main Canal (Nawabshah Sakrand Road).	Approved	1.389	0.905	..
			1.100		
39.	Reconditioning Banks of R.M.C. in Hala Division.	Do.	4.890	1.286	..
40.	Other Works	Do.	-
	Total (on-going) Schemes)				
New Schemes					
SURVEY AND INVESTIGATIONS					
41.	Basic Research studies	Un-Approved	0.700	..	0.700
42.	Re-organisation of Hydrological Directorate	Do.	1.010
43.	Contour Survey of Riverian area	Do.	2.500	..	2.500
IRRIGATION TUBEWELL AND SMALL SCHEMES					
44.	Other works	Do.	0.920	..	1.060

(Rupees in million)

Revised estimates for 1970-71	Provision for 1971-72	Foreign Exchange required for 1971-72			Source of Foreign Aid	Expenditure during subsequent years		
		Total	Own resources	Foreign Aid		1972-73	1973-74	1974-75
7	8	9	10	11	12	13	14	15
2.813	0.077
0.583	0.200	0.100
0.500	0.200	0.800	0.600	0.647
0.500	0.700	0.237
..	0.100	0.700	0.639	..
0.300	0.087
0.040	0.040
0.600	0.950	0.500	0.505	..
0.336	0.002
0.404	0.020
..	0.200	0.800	0.800	0.800
..	0.303
15.944	7.419	0.470	0.470	..				
..	0.200	0.100	0.100	0.200	0.200	0.100
..	0.160	0.100	0.100	0.417	0.217	0.216
..	0.900	0.200	0.200	0.800	0.800	..
..	0.100	0.310	0.200	0.100

Serial No.	Name of the scheme	Status of the Scheme	Estimated cost	Estimated expenditure during the Third Plan period	4th Plan allocation
1	2	3	4	5	6
DRAINAGE RECLAMATION AND TUBEWELL SCHEMES					
45.	Development of Reclamation operation..	Un-Approved	4.800	--	4.800
46.	Other works	Do.	0.936	--	0.880
FLOOD REGULATION WORKS					
47.	R and S Mehar Wada Loop bund O/O to 4/2 in Larkana Sub-Division.	Un-Approved	0.475	--	0.475
48.	Construction of Kaurejo Loop Bund	Approved.	0.450	--	0.450
49.	Other works	Do.	--	--	--
OPEN CANAL					
50.	Re-conditioning banks of N.W. Canal	Do.	0.550	--	--
51.	Re-conditioning banks of Khirthar Branch and its off channels.	Do.	1.385	--	--
52.	Reconditioning Banks of Mitharo canal as per Punjab specification Sanghar and Sindhri Sub-Division.	Un-Approved	1.898	--	1.898
53.	Re-conditioning banks of Mitharo canal as per Punjab specification, Samaro and Naokot Sub-Division.	Do.	1.424	--	1.424
54.	Re-Conditioning banks of Khairpur Feeder, West and its off taking channel according to Punjab specification.	Do.	0.969	--	0.969
55.	Re-modelling channels in Nara Canal	Do.	1.600	--	7.068
56.	Providing silt excluding arrangement in Jamrao Canal and Nara Canal.	Do.	5.000	--	2.500
57.	Constructing feeder <i>ex-sadarat</i> monor at RD. 44.3 Rt. side.	Do.	0.539	--	--
58.	Rehabilitation banks of Mitharo canal as per Punjab specification.	Do.	1.424	--	--
59.	Other works	Approved.	4.973	--	--
60.	Rani Spill Channel	Un-Approved	1.200	--	--

(Rupees in million)

Revised estimates for 1970-71	Provision for 1971-72	Foreign Exchange required for 1971-72			Source of Foreign Aid	Expenditure during subsequent years		
		Total	Own resources	Foreign Aid		1972-73	1973-74	1974-75
7	8	9	10	11	12	13	14	15
..	0.400	0.200	0.200	1.600	1.400	1.400
..	0.300	0.336	0.300	..
..	0.175	0.300
..	0.175	0.400
..	0.185
..	0.100	0.200	0.150	..
..	0.100
..	0.100	0.600	0.600	0.498
..	0.100	0.400	0.400	0.424
..	0.100	0.500	0.300	0.069
..	0.100	2.000	0.800	0.300
..	0.200	0.800	0.700	0.600
..	0.100	0.200	0.200	..
..	0.100	0.500	0.624	..
..	0.604	1.650	1.350	1.350
..	0.200	0.400	0.400	0.200

Serial No.	Name of the scheme	Status of the Scheme	Estimated cost	Estimated expenditure during the Third Plan period	4th Plan allocation
1	2	3	4	5	6
61.	Remodelling Canals in Sukkur Barrage	Un-Approved	5.000
62.	Constructing By pass at Yusuf Dahri-Rohri Main	Do.	3.000
63.	Constructing By pass Regulator at Kandiaro-Rohri	Do.	3.000
64.	Constructing Jail Regulator of Kandiaro escape	Do.	0.500
	Total (New Schemes)
	GRAND TOTAL (WATER)

(Rupees in million)

Revised estimates for 1970-71	Provision for 1971-72	Foreign Exchange required for 1971-72			Source of Foreign Aid	Expenditure during subsequent years		
		Total	Own resources	Foreign Aid		1972-73	1973-74	1974-75
7	8	9	10	11	12	13	14	15
..	0.300	1.000	0.700	0.700
..	0.600	1.000	0.700	0.700
..	0.600
..	0.300
..	6.199	0.600	0.600
16.194	13.618	1.070	1.070

INDUSTRY

Serial No.	Name of the scheme	Status of the Scheme	Estimated cost	Estimated expenditure during the Third Plan period	4th Plan allocation
1	2	3	4	5	6

INDUSTRY

INDUSTRIES SECTOR (Industries proper)

On-going Schemes

1.	Industrial Estate for large and medium scale Industries. (Sukkur, Hyderabad, Karachi and Khairpur)	Approved.	7.340	1.155	4.488
			0.020
			0.070

Total (On-going Schemes) .. -- --

NEW SCHEMES

(INDUSTRIES PROPER)

2.	Industrial Survey and Consultancy	-- -- Un-Approved	--	--	5.512
----	-----------------------------------	-------------------	----	----	-------

Total (New Schemes) -- -- --

Total (Industries) -- -- --

(Rupees in millicn)

Revised estimates for 1970-71	Provision for 1971-72	Foreign Exchange required for 1971-72			Source of Foreign Aid	Expenditure during subsequent years		
		Total	Own resources	Foreign Aid		1972-73	1973-74	1974-75
7	8	9	10	11	12	13	14	15
0.500	2.000	0.800	0.500	0.462
..
..
0.500	2.000				
..	0.500
..	0.500				
0.500	2.500				

TRANSPORT AND

Serial No.	Name of the scheme	Status of the Scheme	Estimated cost	Estimated expenditure during the Third Plan period	4th Plan allocation
1	2	3	4	5	6
TRANSPORT AND COMMUNICATION					
COMMUNICATION HIGHWAYS DEPARTMENT					
KHAIRPUR CIVIL DIVISION					
On-going Schemes					
1.	Reconditioning of west Pakistan Highway passing through Hyderabad Nawabshah and Khairpur Districts.	Approved.	3.973	4.306	0.885
			5.000		
3.	Reconditioning of West Pakistan Highway from Kandaro to Boundary of Nawabshah District.	Do.	1.111	1.524	0.400
			2.117		
4.	Black-topping Tando Masti Khurah Road ..	Do.	0.567	0.542	0.614
			1.155		
5.	Black-topping Sohbordero Sami Road	Do.	0.420	0.431	0.290
			0.720		
6.	Black topping Kotdigi Tando Masti Khan Road.	Do.	0.446	0.442	0.460
			0.903		
7.	Black topping Hingorja Setharja Thari Road ..	Do.	1.022	1.636	0.220
			2.273		
8.	Construction of Ratodero Sher Muhammad Tahim Road.	Do.	2.824	0.999	3.600
			4.500		
9.	Construction of Badah Nasirabad Warah Road ..	Do.	1.220	1.223	3.600
			5.053		
12.	Reconditioning of West Pakistan Highway from mile 329/0 to 405/0 (Sukkur-Rohri Section.)	Do.	4.731	4.244	0.648
			6.000		
13.	Reconditioning and Widening.	Do.			
	(a) Shikarpur-Beghari-Kandhkot	Do.	4.950	0.414	4.600
	(b) Kandhkot Kashmore Section	—			
14.	Widening of West Pakistan Highway from Hyderabad to Sakrand.	Do.	0.901	..	0.900
15.	Widening of West Pakistan Highway from Sakrand to Moro. (190-221).	Do.	3.000	..	3.000
16.	Reconditioning and Widening of West Pakistan Highway from Moro Ranipur-(Mile 288-385);	Do.	11.559	..	8.000
17.	Widening of West Pakistan Highway from Ranipur to Rohri (Mile 285 to 325).	Do.	6.000	..	6.000

COMMUNICATIONS

(Rupees in million)

Revised estimates for 1970-71	Provision for 1971-72	Foreign Exchange required for 1971-72			Source of Foreign Aid	Expenditure during subsequent years		
		Total	Own resources	Foreign Aid		1972-73	1973-74	1974-75
7	8	9	10	11	12	13	14	15
0.874	0.010
0.198	0.200
0.426	0.188
0.090	0.200
0.267	0.194
0.170	0.050
0.600	0.500	0.800	0.800	0.700
0.600	0.600	0.800	1.000	0.700
0.900	0.126
1.303	0.600	0.100	1.000	0.700
0.618	0.460
1.000	0.600	0.700	0.500	0.500
1.500	1.000	2.500	2.500	2.000
1.000	0.600	1.200	2.000	1.000

Serial No.	Name of the Scheme	Status of the Scheme	Estimated cost	Estimated expenditure during the Third Plan period	4th Plan allocation
1	2	3	4	5	6
18.	Widening of West Pakistan Highway from Rohri to Uburaro (Mile 324 to 406).	Approved	6.000	..	6.000
19.	Construction of Tharushah-Shadi Khan Almani Road.	Do.	0.970	..	0.970
HYDERABAD CIVIL DIVISION					
20.	Improvement of Tando Allhyar Tando Ghulam Ali Road.	Do.	2.503	0.862	..
			3.500		
21.	Construction of Hyderabad Sheikh Bhirkio Road.	Do.	2.162	1.895	0.550
			3.161		
22.	Reconditioning and Widening of Tando Adam Tando Allahyar Road.	Do.	2.477	0.342	3.000
			3.277		
23.	Construction of Samaro Umerkot Road ..	Do.	2.816	1.631	4.700
			6.668		
24.	Construction of Old Hala-Khandoo <i>via</i> Khanot village.	Do.	2.350	--	2.350
25.	Construction of Tando Jam Moosa Khatian Road.	Do.	1.050	..	1.050
26.	Construction of Tando Jam-Shahpur Pak-Jarni Road.	Do.	2.210	..	2.210
27.	Construction of Nasarpur--Uderolal Road ..	Do.	2.240	..	2.240
28.	Improvement of Mirpurkhas Umerkot Road ..	Do.	4.051	5.452	..
			7.039		
29.	Improvement of Ring Road Round Mirpur Khas.	Do.	0.364	0.597	..
			1.313		
30.	Improvement of Sanghar Khipro Road ..	Do.	1.190	1.815	2.350
			5.597		
31.	Construction of Metalled Road from Bubak village to Bubak Railway station.	Do.	0.662	0.782	..
			0.933		
32.	Reconditioning of Kotri Petaro Road	Do.	0.150	0.096	..
33.	Construction of Old Hala New Hala Road ..	Do.	0.500	0.625	..
			0.725		
34.	Improvement to Sindhri Khipro Road	Do.	1.903	1.308	..
			2.280		

(Rupees in million)

Revised estimates for 1970-71	Provision for 1971-72	Foreign Exchange required for 1971-72			Source of Foreign Aid	Expenditure during subsequent years		
		Total	Own resources	Foreign Aid		1972-73	1973-74	1974-75
7	8	9	10	11	12	13	14	15
1.000	0.600	1.200	2.000	1.000
..	0.300	0.370
..	0.200
0.550	0.600	0.350
1.195	0.400	0.400	0.400	0.400
0.527	0.800	1.200	1.000	0.760
..	0.500	0.750	0.600	0.250
..	0.200	0.400	0.250	..
..	0.300	0.610	0.600	0.500
..	0.200	0.740	0.600	0.600
..	0.225
..	0.100
..	0.500	1.000	0.850	..
..	0.050
..	0.050
..	0.100
..	0.025

Serial No.	Name of the scheme	Status of the Scheme	Estimated cost	Estimated expenditure during the Third Plan period	4th Plan allocation
1	2	3	4	5	6
KARACHI CIVIL DIVISION					
35.	Construction of 2 damaged bridges at Mauripur Road.	Approved	2.417
			<u>3.796</u>		
KHAIRPUR CIVIL DIVISION					
36.	Reconditioning of Ghari-Yasin Shaikarpur Road and including Bye-Pass and Improvement of Bye-Pass-Ghari-Yasin Road.	Do.	0.930	1.030	..
37.	Improvement of Ratodero Ghari-Yasin Road ..	Do.	0.613	1.301	..
			<u>1.312</u>		
38.	Reconditioning of Indus Highway in Larkana and Sukkur Districts.	Do.	0.200	0.184	..
39.	Construction of Kamber-Shaddad Kot Road ..	Do.	3.686	2.164	0.250
40.	Reconditioning of Twin Bridge on West Pakistan Highway at mile 19/0.	Do.	0.394	0.139	0.361
			<u>0.500</u>		
41.	Reconditioning of Jail—Drigh Road ..	Do.	0.473	0.051	0.422
42.	Widening of National Highway from Karachi to Airport (1/3-3-9/6).	Un-Approved	9.346	..	9.346
43.	Providing under ground Padestrain passage on West Pakistan Highway at Mile 4/0.	Approved	0.150	..	0.150
44.	Providing under ground Padestrain passage on West Pakistan Highway at Mile 7/0.	Do.	0.150	..	0.150
AIDED SCHEMES					
45.	Karachi Hyderabad Super Highway (a) Design and Supervision (b) Construction.	Do.	10.270	102.353	..
			<u>102.661</u>		
46.	Maintenance equipment for Karachi Hyderabad Highway.	Do.	1.240
47.	Improvement of Workshop in Hyderabad ..	Do.	0.449
48.	General Highway Consultants
	Total (On-going Schemes)			
	Total (Transport and Communications)			

(Rupees in million)

Revised estimates for 1970-71	Provision for 1971-72	Foreign Exchange required for 1971-72			Sources of Foreign Aid	Expenditure during subsequent years		
		Total	Own resources	Foreign Aid		1972-73	1973-74	1974-75
7	8	9	10	11	12	13	14	15
..	0.445
..	0.150
..	0.075
..	0.080
..	0.250
0.280	0.100
0.273	0.200
..	0.500	2.000	2.000	2.236
0.150	0.100
0.150	0.100
2.000	3.100
..	1.700	0.280	..	0.280	..	0.200
..	0.400
..	2.000
15.671	19.678	0.280	..	0.280				
15.671	19.678	0.280	..	0.280				

PHYSICAL PLANNING

Serial No.	Name of the scheme	Status of the Scheme	Estimated cost	Estimated expenditure during the Third Plan period	4th Plan allocation
1	2	3	4	5	6
I. BASIC DEVELOPMENT					
TOWN PLANNING DEPARTMENT					
On-going Schemes					
1.	Aerial Photography	Approved	1.000	..	1.000
2.	Karachi Development Authority Master Plan for Karachi Metropolitan Region Karachi.	Do.	4.854	2.396	2.460
	Total (On-going Scheme)				
3.	Creation of Physical Planning, and Housing cell in Directorate of Town Planning.	Do.	1.000	..	1.000
	Total (New Scheme)				
	Total (Basic Development)				

AND HOUSING

(Rupees in million)

Revised estimates for 1970-71	Provision for 1971-72	Foreign Exchange required for 1971-72			Source of Foreign Aid	Expenditure during subsequent years		
		Total	Own resources	Foreign Aid		1972-73	1973-74	1974-75
7	8	9	10	11	12	13	14	15
..	0.150	0.212	0.220	0.230
1.806	0.800	0.020	..	0.020	..	0.700	0.458	..
1.806	0.950	0.020	..	0.020				
..	0.030				
..	0.030				
1.806	0.980	0.020		0.020				

Serial No.	Name of the scheme	Status of the Scheme	Estimated cost	Estimated expenditure during the Third Plan period	4th Plan allocation
1	2	3	4	5	6

II. AID TO LOCAL BODIES

KARACHI DEVELOPMENT AUTHORITY

On-going Scheme

1.	Greater Karachi Bulk Water Supply Scheme Part-I—2nd Phase. i	Approved.	35.000
	Part II—2nd Phase	Do.	35.000	..	
		Total	20.000 (Original)	31.900	
		Revised	85.300		
			3 years		
2.	Water Supply and Sewerage Renovation Scheme ..	Do.	37.700	19.973	12.907
			11 years		
	Total (Aid to Local Bodies (on-going) ..				

New Schemes

3.	3rd Phase Bulk Water Supply Distribution ..	Un-Approved	187.600
			5 years		
4.	Lyari Water Supply and Sewerage Scheme Karachi Municipal Corporation.	Approved	29.300
			5 years		
	Total [Aid to Local Bodies (New Schemes)] ..				
	Total (Aid to Local Bodies)				

(Rupees in million)

Revised estimates for 1970-71	Provision for 1971-72	Foreign Exchange required for 1971-72			Source of Foreign Aid	Expenditure during subsequent years		
		Total	Own resources	Foreign Aid		1972-73	1973-74	1974-75
7	8	9	10	11	12	13	14	15
..	12.180
27.00								
3.000	1.800
30.000	13.980				
..	2.100	1.000	..	1.000	..	30.000	5.000	57.600
6.000	1.000	6.000	6.000	5.300
6.000	3.100	1.000	..	1.000				
36.000	17.080	1.000	..	10.00				

Serial No.	Name of the scheme	Status of the Scheme	Estimated cost	Estimated expenditure during the Third Plan period	4th Plan allocation
1	2	3	4	5	6
III. GENERAL HOUSING					
TOWN PLANNING DEPARTMENT					
On-Going Schemes					
1.	Shah Latifabad Satellite Town Schemes, Hyderabad.	Approved	18.221	0.991	..
			1971-72		
KARACHI DEVELOPMENT AUTHORITY					
2.	Greater Karachi Re-settlement Scheme ...	Do.	492.000	38.117	..
Total (On-Going Schemes)					
New Schemes					
3.	Low Income Housing	Un-Approved	0.500	..	0.500
Total (New Scheme)			1971-72		
Total (General Housing)					

(Rupees in million)

Revised estimates for 1970-71	Provision for 1971-72	Foreign Exchange required for 1971-72			Source of Foreign Aid	Expenditure during subsequent years		
		Total	Own resources	Foreign Aid		1972-73	1973-74	1974-75
7	8	9	10	11	12	13	14	15
0.300	0.480
3.800	7.100	4.560
4.100	7.580							
..	0.300
..	0.300
4.100	7.880

Serial No.	Name of the scheme	Status of the Scheme	Estimated cost	Estimated expenditure during the Third Plan period	4th Plan allocation
1	2	3	4	5	6

IV. URBAN WATER SUPPLY SCHEMES

PUBLIC HEALTH ENGINEERING DEPARTMENT

On-going Schemes

1.	Hyderabad Water Supply Scheme Phase -II	.. Recommended	8.260	1.046	..
2.	Mirpurkhas Water Supply Scheme	.. Approved	4.281	1.621	..
3.	Sukkur Sewerage and Drainage Scheme	.. Do.	4.975	0.444	..
4.	Jacobabad Water Supply Scheme Do.	4.480	0.502	..
5.	Nawab Shah Water Supply Scheme Recommended	6.240	1.418	..
6.	Thatta Water Supply Scheme Approved	1.610	0.637	..
7.	Khairpur Water Supply Scheme Do.	3.850	0.620	..
8.	Drainage Work at Hyderabad Do.	40.000	0.337	..
9.	Water Supply Scheme Tando Allahyar Khan Do.	0.808	0.459	..
10.	Water Supply Scheme Sukkur Do.	4.820	1.359	..
11.	Water Supply Scheme Dadu Do.	0.775	0.100	..
			1972		
12.	Water Supply Scheme Tando Adam Do.	1.508		..
			1973		
13.	Basic Survey and Trial boring in Urban Area	0.100		..
			1971		
	Total (On-going Scheme)			
	Total (Urban Water Supply Schemes)			

(Rupees in million)

Revised estimates for 1970-71	Provision for 1971-72	Foreign Exchange required for 1971-72			Source of Foreign Aid	Expenditure during subsequent years		
		Total	Own resources	Foreign Aid		1972-73	1973-74	1974-75
7	8	9	10	11	12	13	14	15
3.651	2.006	0.600	0.600
1.353	0.227
1.119	1.000
0.800	0.600
2.100	1.714	0.400	0.400
0.286	0.330
0.100	0.600
0.100	0.500
0.010	0.258
0.092	0.100
0.400	0.316
0.500	1.000
0.100	0.100
10.611	8.751	1.000	1.000	..				
10.611	8.751	1.000	1.000	..				

Serial No.	Name of the scheme	Status of the Scheme	Estimated cost	Estimated expenditure during the Third Plan period	4th Plan allocation
1	2	3	4	5	6

V. RURAL WATER SUPPLY SCHEMES

PUBLIC HEALTH ENGINEERING DEPARTMENT

On-Going Schemes

1. *Allocation for on-going Rural water supply Schemes*

Total (On-going Schemes)

New Schemes

2. Block provision for Rural Sanitation Schemes .. **Un-Approved**

Total (New Schemes)

Total (Rural Water Supply Schemes)

(Rupees in million)

Revised estimates for 1970-71	Provision for 1971-72	Foreign Exchange required for 1971-72			Source of Foreign Aid	Expenditure during subsequent years		
		Total	Own resources	Foreign Aid		1972-73	1973-74	1974-75
7	8	9	10	11	12	13	14	15
0.905	0.700				
0.905	0.700				
..	0.200				
..	0.200				
0.905	0.900				

Serial No.	Name of the scheme	Status of the Scheme	Estimated cost	Estimated expenditure during the Third Plan period	4th Plan allocation
1	2	3	4	5	6

VI. GOVERNMENT SERVANTS HOUSING

SUMMARY

On-Going Schemes

Building Department 4.811

Jail Department 0.052

Total (Government Servants Housing)

(Rupees in million)

Revised estimates for 1970-71	Provision for 1971-72	Foreign Exchange required for 1971-72			Source of Foreign Aid	Expenditure during subsequent years		
		Total	Own resources	Foreign Aid		1972-73	1973-74	1974-75
7	8	9	10	11	12	13	14	15
5.563	5.936	
0.190	0.010
5.753	5.946				

Serial No.	Name of the scheme	Status of the Scheme	Estimated cost	Estimated expenditure during the Third Plan Period	4th Plan allocation
1	2	3	4	5	6
GOVERNMENT SERVANTS HOUSING					
BUILDING DEPARTMENT					
On-Going Schemes					
1.	Construction of Residential accommodation for Government Servants at Khairpur.	Approved	3.500	1.836	..
			4.972		
2.	Construction of Residential accommodation for Government Servants at Hyderabad.	Do.	4.000	2.955	..
			1970-71		
3.	Construction of Residential accommodation for Assistant Engineer and his Staff at Manjhand.	Do.	0.098	0.020	..
			1970-71		
4.	Construction of Residential Accommodation for Staff at Hyderabad.	Do.	0.500
			2.000		
5.	Construction of Residential Accommodation for Gazetted Officers and Officials of Govt. of Sind at Karachi.	Do.	2.602
6.	Construction of Residential Accommodation for Junior/Senior Class-III and IV Officials of Govt. of Sind Karachi.	Do.	3.796
	Total (Building Department)				
JAILS DEPARTMENTS					
7.	Construction of 22 quarters for Superior Establishment of Regional Directorate, Hyderabad.	Un-Approved	0.233	0.052	..
	Total (Jails Department).				
	Total (On-Going Schemes)				

Revised estimates for 1970-71	Provision for 1971-72	Foreign Exchange required for 1971-72			Sources of Foreign Aid	Expenditure during subsequent years		
		Total	Own Resources	Foreign Aid		1972-73	1973-74	1974-75
7	8	9	10	11	12	13	14	15
0.600	0.350
1.435	0.410
0.078	0.078
0.500	1.700
0.950	1.602
2.000	1.796
5.563	5.936				
0.190	0.010
1.190	0.010				
5.753	5.946				

Serial No.	Name of the scheme	Status of the Scheme	Estimated cost	Estimated expenditure during the Third Plan period	4th Plan allocation
1	2	3	4	5	6

SUMMARY

VII. GOVERNMENT OFFICES AND BUILDINGS

On-going Schemes

Building Department	0.967	..
Revenue Department	0.088	..
Judicial Department
Rangers Department	1.588	..
Total (On-Going Schemes)		

New Schemes

Jail Department
Judicial Department
Finance Department..					
Total (New Schemes)
Total (Government Offices Building)		

(Rupees in million)

Revised estimates for 1970-71	Provision for 1971-72	Foreign Exchange required for 1971-72			Source of Foreign Aid	Expenditure during subsequent years		
		Total	Own resources	Foreign Aid		1972-73	1973-74	1974-75
7	8	9	10	11	12	13	14	15
0.945	0.984
0.077	0.058
0.182	0.047
0.500	0.082
1.704	1.171				
..	0.549
..	0.050
..	0.075
..	0.674				
1.704	1.845				

Serial No.	Name of the Scheme	Status of the Scheme	Estimated cost	Estimated expenditure during the Third Plan period	4th Plan allocation
1	2	3	4	5	6
GOVERNMENT OFFICES RND BUILDINGS					
On-Going Schemes					
BUILDING DEPARTMENT					
1.	Construction of Office accommodation for Assistant Engineer at Manjhand.	Approved	0.035	0.032	..
			0.042		
2.	Construction of Inspection Bungalows in Southern Region, Hyderabad.	Do.	1.347	0.675	..
			1970-71		
	(i) Thatta (ii) Dadu (iii) Hyderabad (iv) Mirpurkhas (v) Sanghar (vi) Nawabshah (vii) Khairpur (viii) Sukkur (ix) Larkana (x) Jacobabad.				
3.	Construction of Civil Rest House in the Compound of Leyn Wood House, Karachi.	Do.	0.398	0.260	..
			1970-71		
4.	Construction of Office Block at Hyderabad	..	1.054
	Total (Buildings Department)	..			
REVENUE DEPARTMENT					
5.	Construction of Office of the Deputy Collector Kambar.	Do.	0.070	0.059	..
			0.086		
6.	Construction of Associations Hall in District Court at Hyderabad.	Do.	0.050	0.029	..
			0.099		
	Total (Revenue Department)
JUDICIAL DEPARTMENT					
7.	Replacement of the lift in High Court Building at Karachi.	Do.	0.050
8.	Installation of 9 Airconditioners in the High Court Building at Karachi.	Do.	0.137
	Total (Judicial Department)
RANGERS DEPARTMENT					
9.	Indus Rangers H.Q. at Hyderabad	Do.	3.951	1.588	..
			4.168		
	Total (Rangers Department)
	Total (On-Going Schemes)

(Rupees in million)

Revised estimates for 1970-71	Provision for 1971-72	Foreign Exchange required for 1971-72			Source of Foreign Aid	Expenditure during subsequent years		
		Total	Own resources	Foreign Aid		1972-73	1973-74	1974-75
7	8	9	10	11	12	13	14	15
0.010	0.010
0.500	0.175
0.135	0.045
0.300	0.754
0.945	0.984
0.016	0.027
0.061	0.031
0.077	0.058
0.035	0.039
0.147	0.008
0.182	0.047
0.500	0.082
0.500	0.082
1.704	1.171

Serial No.	Name of the scheme	Status of the Scheme	Estimated cost	Estimated expenditure during the Third Plan period	4th Plan allocation
1	2	3	4	5	6
GOVERNMENT OFFICES AND BUILDINGS					
New Schemes					
BUILDING DEPARTMENT					
JUDICIAL DEPARTMENT					
10.	Construction of additional Block for the District Court Mirpur Khas	Un-Approved	0.471	0.471	..
	Total				
FINANCE DEPARTMENT					
11.	Treasury Office at Jacobabad	Un-Approved	0.133
	Total Finance Department				
JAILS DEPARTMENT					
12.	Construction of additional accommodation of District Jails at :				
	(i) Sukkur	Un-Approved	0.293
	(ii) Nawabshah		1.323
13.	Construction of Lock-ups in Sukkur, Larkana and Pano Akil.	Do.
	Total (Jails Department)				
	Total (Govt. Offices and Buildings) (New Schemes).				
	Total (Government Offices and Buildings) ..				
	Grand Total (Physical Planning and Housing) ..				

(Rupees in million)

Revised estimates for 1970-71	Provision for 1971-72	Foreign Exchange required for 1971-72			Source of Foreign Aid	Expenditure during subsequent years		
		Total	Own resources	Foreign Aid		1972-73	1973-74	1974-75
7	8	9	10	11	12	13	14	15
..	0.050
..	0.050
..	0.075
..	0.075
..	0.222
..	0.300
..	0.027
..	0.549
..	0.647
1.704	1.845
64.673	43.382	2.020	1.000	1.020

EDUCATION AND

Serial No.	Name of the scheme	Status of the Scheme	Estimated cost	Estimated expenditure during the Third Plan period	4th Plan allocation
1	2	3	4	5	6
SUMMARY					
On-going Schemes					
	Primary Education	29.200	7.377	6.028
	Secondary Education	51.403	16.183	13.411
	Teachers Education	4.845	2.222	1.783
	Technical Education	54.657	15.987	36.394
	College Education	14.324	7.350	6.919
	University Education	39.064	24.540	14.524
	Scholarships	28.000	14.140	10.500
	Miscellaneous Education	4.000
	Planning and Development Department	0.400	0.400
	Total (On-Going Schemes)
New Schemes					
	Primary Education	39.580	39.580
	Secondary Education	28.600	28.600
	Teachers Education	3.200	3.200
	Technical Education	17.285	17.285
	College Education	3.080	3.060
	University Education	20.000	20.000
	Social and Cultural Activities including Library	2.900	2.900
	Miscellaneous Schemes	2.000	2.000
	Total (P. and D. Department) (New Schemes)
	Total (New Schemes)
	Total (Education and Training)

TRAINING

(Rupees in million)

Revised estimates for 1970-71	Provision for 1971-72	Foreign Exchange required for 1971-72			Source of Foreign Aid	Expenditure during subsequent years		
		Total	Own resources	Foreign Aid		1972-73	1973-74	1974-75
7	8	9	10	11	12	13	14	15
7.315	1.000
11.939	4.475	2.500	1.000	..
0.512	0.672	0.550	0.361	..
9.982	7.745	2.272	..	2.272	..	10.516	9.719	1.686
4.346	3.060
7.980	3.980	0.696	0.262	0.142
3.360	3.400	3.500	3.500	..
0.063	0.600	0.800	0.800	0.800
0.011	0.056
45.508	24.988	2.272	..	2.272
..	6.100	11.106	11.106	11.106
..	4.410	8.610	8.010	7.470
..	0.400	0.850	0.850	1.100
..	1.462	0.100	0.100	5.214	5.114	4.995
..	0.540	0.840	0.840	0.840
..	1.600	0.800	0.800	6.000	6.200	6.200
..	0.300	0.040	0.040	1.000	0.800	0.800
..	0.250	0.550	0.750	0.450
..	0.500
..	15.562	0.940	0.940
45.508	40.550	3.212	0.940	2.272

Serial No.	Name of the scheme	Status of the Scheme	Estimated cost	Estimated expenditure during the Third Plan period	4th Plan allocation
1	2	3	4	5	6
On-going Schemes					
I. PRIMARY EDUCATION					
1.	Lump-sum provision for completion of III Plan Scheme Carried forward during 1970-71	} Approved On-going	11.200	1.874	3.440
	Establishment of 1680 Primary Schools				
2.	Improvement of 100 Primary Schools Construction of School Buildings.	..	4.000	2.340	2.588
3.	Upgrading of Primary School to Middle Standard.	Do.	14.000	3.163	..
	Total (Primary Education)				
II. SECONDARY EDUCATION					
<i>(A) Middle</i>					
4.	Lump sum provision for completion of III Plan Scheme Upgradation of Primary Schools to Middle Standard.	Approved	14.000		
	Total (Middle)				
<i>(B) High</i>					
5.	Establishment of Comprehensive High Schools with hostels and diversified courses.	Do.	20.700	7.289	13.411
			1972-73		
6.	Lump-sum provision for completion of III Plan Schemes, short funded and un-provided in 1970-71.	--
7.	Opening of Single and Double Section High School.	Do.	5.200	1.877	..
8.	Upgrading of Government and non-Government Middle Schools to High Standard.	Do.	1.200	1.409	..
9.	Construction of Arts Drawing rooms Government High Schools.	Do.	4.200	0.342	..
10.	Construction of building for existing Government High Schools.	Do.	1.497	1.200	..
11.	Construction of Building in High Schools ..	Do.	2.000	1.348	..
12.	Wood works and metal works and Electricity Workshops in Government and non-Government High Schools.	Do.	0.812	0.468	..
13.	Home Economic rooms in Government and non-Government High Schools.	Do.	0.650	0.514	..
14.	Commerical Agricultural Courses in Government and non-Government High Schools.	Do.	0.395	0.337	..
15.	Library Service construction of Reading Rooms.	Do.	0.750	0.328	..
16.	Miscellaneous schemes for improvement of schools	Do.	..	1.071	..
	Total (High)				
	Total (Secondary Education)				

(Rupees in million)

Revised estimates for 1970-71	Provision for 1971-72	Foreign Exchange required for 1971-72			Source of Foreign Aid	Expenditure during subsequent years		
		Total	Own resources	Foreign Aid		1972-73	1973-74	1974-75
7	8	9	10	11	12	13	14	15
3.180	0.500
0.588	0.500
3.547
7.315	1.000
..	0.300
..	0.300
5.904	3.575	2.500	1.000	..
0.200	0.600
2.676
0.227
0.244
0.892
0.689
0.290
0.136
0.060
0.229
0.392
11.939	4.175
11.939	4.475

Serial No.	Name of the scheme	Status of the Scheme	Estimated cost	Estimated expenditure during the Third Plan period	4th Plan allocation
1	2	3	4	5	6
III. TEACHERS EDUCATION					
17.	Training of Teachers for Polytechnics	Approved.	1.400	0.560	
18.	Lump-sum provision for 3rd plan	Do.	
19.	Construction of Regional Education Extension centres at Karachi and Hyderabad				
	(a) Khairpur	1.780	0.213	1.567
	(b) Karachi	1973-74 1.665	1.449	0.216
			1971-72		
	Total (Teachers Education)				
IV. TECHNICAL EDUCATION					
20.	Establishment of New Polytechnic Institutes ..	Approved on-going.	3.752	1.995	1.757
21.	Construction of Buildings for existing Institutes and Provision of Equipment for the new Commercial Institutes (Building Karachi, Hyderabad) at 3.14 lacs each, equipment —7 Instt. & 0.63 each.	Do.	1.069	0.419	0.650
22.	Expansion of existing Polytechnic Institutes (Karachi and Hyderabad and Khairpur) (Revised Scheme).	Do. Do. Do.	2.342 2.500 4.119	0.730 1.539 2.272	1.612 0.961 1.847
			8.961	4.541	4.420
23.	Re-organisation of Industrial Schools for Boys and Vocational School for Girls.	Do.	0.706	0.502	0.204
			1971-72		
24.	Establishment of Vocational Institutes for Boys with 500 enrolments.	Do.	3.325	2.450	0.875
			1971-72		
25.	Establishment of Vocational Institutes for Boys with 300 enrolments.	Do.	1.600	0.170	1.430
			1971-72		
26.	Establishment of girls Vocational Institute with 1000 enrolment Building 13.68 equipment 10.83 each.	Do.	4.902	..	4.902
			1974-75		
27.	Establishment of Govt. Vocational Institute for Women, Karachi, Dadu, and Nawabshah (Building 6.93 equipment 4.00 each).	Do.	3.279	..	0.279
			1974-75		
28.	Development of NED Engineering College, Karachi.	Do.	22.638	3.249	19.389
			1973-74		
29.	Revised Scheme of Sind University Engineering College, Jamshoro.	Do.	1.372	..	1.372
			1971-72		

(Rupees in million)

Revised estimate for 1970-71	Provision for 1971-72	Foreign Exchange required for 1971-72			Source of Foreign Aid	Expenditure during subsequent years		
		Total	Own resources	Foreign Aid		1972-73	1973-74	1974-75
7	8	9	10	11	12	13	14	15
0.267
0.245
..	0.556	0.550	0.361	..
..	0.116
0.512	0.672
1.336	0.421
0.560	0.090
2.560	0.594	0.982
0.162	0.043
0.768	0.203
0.836	0.594
..	0.500	1.000	1.000	0.236
..	0.166	1.000	1.000
..	1.166	2.000	1.236
..	0.150	0.900	0.900	..
..	0.150	0.600	0.450
2.710	4.250	2.000	..	2.000	IDA 206 Pak	1.050	1.500	0.450
..	7.025	5.900	..
..	0.600

Under 81—Capital PWD has utilized 15% more than sanctioned estimated cost as per rates.

Serial No.	Name of the scheme	Status of the Scheme	Estimated cost	Estimated expenditure during the Third Plan period	4th Plan allocation
1	2	3	4	5	6
30 (a)	Training of Teachers of Govt. Poly-Technic under IDA 50-PAK.	Approved.	0.272
30 (b)	Project Unit NED Engineering, Karachi ..	Do.	1.116	..	1.116
31.	Grant-in-Aid for the Establishment of new Inter-College.	Do.	0.840	0.468	..
32.	Misc. Schemes for Improvement of Degree College.	Do.	..	1.103	..
33.	Miscellaneous Schemes for Improvement of College.	Do.	..	0.450	..
34.	Improvement of Library and reading rooms in the existing Government Colleges.	Do.	0.825	0.640	..
Total (Technical Education)					
V. COLLEGES					
35.	Establishment of New Inter-College (Bldg. 7.10, Equip. 0.92).	Do.	5.614	2.163	3.451
			1971-72		
36.	Opening of New Degree Colleges comprising of 2 years courses of B.Sc. and 3 years Honours courses.	Do.	5.000	3.819	1.181
			1971-72		
37.	Improvement of instructions at Civil Headquarters for boys (at One College per Region for Girls).	Do.	2.700	0.869	1.831
			1971-72		
38.	Construction of Bldgs. of 5 existing Colleges Government Degree College, Jacobabad.	Do.	0.680	0.224	0.456
			1971-72		
38 (a)	Improvement of libraries and reading rooms ..	Do.	0.412	0.279	..
Total					
VI. UNIVERSITIES					
39.	Development of Karachi University, Karachi ..	Do.	17.900	11.820	6.080
			1971-72		
40.	Mariners Biology PHD Courses Karachi ..	Do.	-1.550	0.800	0.750
41.	Development of Sind University	Do.	17.500	11.920	5.580
			1971-72		
42.	Research Fellowship in the University of Sind Jamshoro.	Do.	1.014	..	1.014
			1974-75		
43.	Analytical Chemistry and Mathematics Ph. D: Courses Sind University ..	Do.	1.100	..	1.100
			1972-73		
Total (Colleges) ..					

(Rupees in million)

Revised estimates for 1970-71	Provision for 1971-72	Foreign Exchange required for 1971-72			Source of Foreign Aid	Expenditure during subsequent years		
		Total	Own resources	Foreign Aid		1972-73	1973-74	1947-75
7	8	9	10	11	12	13	14	15
..	0.100	0.272	..	0.272	IDA 50-Pak.
..	0.200	0.293	0.319	..
0.252
0.384
0.214
0.200
19.982	7.745	2.272	..	2.272				
1.568	1.883
1.252	0.209
1.205	0.623
0.200	0.345
0.121
4.346	3.060				
4.200	1.580
..	0.500
3.780	1.500
..	0.100	0.346	0.262	0.142
..	0.300	0.350
7.980	3.980				

Serial No.	Name of the scheme	Status of the Scheme	Estimated cost	Estimated expenditure during the Third Plan period	4th Plan allocation
1	2	3	4	5	6
VII. SCHOLARSHIPS					
44.	Scholarships (Existing) Internal	Approved on going	28.000	14.140	10.500
			<u>1974-75</u>		
	Total (Scholarships)				
VIII. MISCELLANEOUS					
45.	Minor Works	Programme Approved	4.000
	Development of Hyderabad Museums	
	Total (Miscellaneous)				
PLANNING AND DEVELOPMENT DEPARTMENT					
46.	Fourth Plan research cell		0.400	..	0.400
	Total (On-going Scheme) (Education and Training Sector)				
New Scheme					
I. PRIMARY EDUCATION					
47.	Construction of Buildings and Provision of Equipment for New Government Primary Schools.	New Un-approved	31.980	..	31.980
			<u>1974-75</u>		
48.	Improvement of existing Primary Schools	Do.	7.600	..	7.600
			<u>1974-75</u>		
	Total (Primary Education)				
II. SECONDARY EDUCATION					
<i>(a) Middle</i>					
49.	Conversion of Government Primary Schools to Elementary Schools (Classes I—VIII).	Do.	15.200	..	15.200
			<u>1974-75</u>		
50.	Improvement of existing Government Middle Schools.	Do.	0.800	..	0.800
			<u>1974-75</u>		
	Total (Middle)				

(Rupees in million)

Revised estimates for 1970-71	Provision for 1971-72	Foreign Exchange required for 1971-72			Source of Foreign Aid	Expenditure during subsequent years		
		Total	Own resources	Foreign Aid		1972-73	1973-74	1974-75
7	8	9	10	11	12	13	14	15
3.360	3.400	3.500	3.500	..
3.360	3.400				
..	0.600	0.800	0.800	0.800
0.063	-	-	-
0.063	0.600				
0.011	0.056	-	-	-	-
45.508	24.988	2.272	..	2.272				
..	4.200	-	9.206	9.206	9.206
..	1.900	-	1.900	1.900	1.900
..	6.100				
..	2.000	-	-	4.400	4.400	4.400
..	0.200	-	0.200	0.200	0.200
..	2.200				

Serial No.	Name of the scheme	Status of the Scheme	Estimated cost	Estimated expenditure during the Third Plan period	4th Plan allocation
1	2	3	4	5	6
(b) High					
51.	Upgrading of Middle Schools to High Schools.	New Un-approved	8.000	..	8.000
			1974-75		
52.	Improvement of existing Government High Schools.	Do.	0.600	..	0.600
			1974-75		
53.	Improvement of Cadet Colleges, Schools (Grant-in-Aid).	Do.	1.000	..	1.000
			1974-75		
54.	Library-cum-Reading Rooms in Government High Schools.	Do.	1.400	..	1.400
			1974-75		
55.	Addition of Class-rooms with furniture.	Do.	1.600	..	1.600
			1974-75		
	Total (High)			..	12.600
	Total (Secondary Education)				
III. TEACHERS EDUCATION					
56.	Inservice Training of Teachers including T.A. and D.A. and moderation of Syllabi.				
	(a) Primary Level (1 teacher per school for 15,000 teachers).	..	1.200	..	1.200
			1974-75		
	(b) Secondary Level (Middle and high-4 teachers per school for 8,000 teachers).	..	1.000	..	1.000
			1974-75		
	(c) Degree level (3,000 teachers)	..	1.000	..	1.000
			1974-75		
	Total (Teacher Training)				
IV. TECHNICAL EDUCATION					
57.	Introduction of Courses (9) Agricultural Industrial Courses in 20 existing Girls High Schools.	..	3.000	..	3.000
			1974-75		
58.	Introduction of Industrial/Commerce Courses in existing Urban Government High Schools.	..	2.600	..	2.600
			1974-75		
59.	Establishment of Vocational Schools for Boys (Industrial and Agricultural).	Un-approved	2.100	..	2.100
			1974-75		

(Rupees in million)

Revised estimates for 1970-71	Provision for 1971-72	Foreign Exchange required for 1971-72			Source of Foreign Aid	Expenditure during subsequent years		
		Total	Own resources	Foreign Aid		1972-73	1973-74	1974-75
7	8	9	10	11	12	13	14	15
..	1.000	2.500	2.500	2.000
..	0.160	0.160	0.160	0.120
..	0.300	0.600
..	0.350	0.350	0.350	0.350
..	0.400	0.400	0.400	0.400
..	2.210			
..	4.410			
..	0.150	0.350	0.350	0.035
..	0.125	0.250	0.250	0.375
..	0.125	0.250	0.250	0.375
..	0.400			
..	0.250	1.000	1.000	0.750
..	0.250	0.800	0.800	0.750
..	0.150	0.700	0.600	0.650

Serial No.	Name of the scheme	Status of the Scheme	Estimated cost	Estimated expenditure during the Third Plan period	4th Plan allocation
1	2	3	4	5	6
60.	Grant-in-Aid to Private Polytechnics and Technical Institutes.	-	2.000	-	2.000
			<u>1974-75</u>		
61.	Grant in Aid to Private Vocational Institutes	-	1.000	-	1.000
			<u>1974-75</u>		
62.	Inservice Training of Technical Teachers including T.A. & D.A. for 1,600 teachers.	-	0.250	-	0.250
			<u>1974-75</u>		
63.	Development Scheme of the Sind University Engineering College (introduction of new courses in Architecture, Electronics Engineering and Chemical Engineering), Jamshoro & Dadu.	Approved	4.900	-	4.900
			<u>1974-75</u>		
64.	Introduction of Post Graduate courses in Hydraulics, Soil Mechanics and structures in the S.U. Engineering College, Jamshoro.	-	1.435	-	1.435
			<u>1974-75</u>		
	Total (Technical Education)	-			
V. COLLEGE EDUCATION					
65.	Library Services in Government Colleges	-	0.500	-	0.560
			<u>1974-75</u>		
66.	Lump-sum provision for completion of II & III Plan On-going Schemes.	-	2.500	-	2.500
			<u>1974-75</u>		
	Total (Colleges Education)	-			
VI. UNIVERSITIES					
67.	Development of Karachi University	-	8.700	-	8.700
			<u>1974-75</u>		
68.	Development of Sind University	-	11.300	-	11.300
			<u>1974-75</u>		
	Total (Universities)	-			

(Rupees in million)

Revised estimates for 1970-71	Provision for 1971-72	Foreign Exchange required for 1971-72			Source of Foreign Aid	Expenditure during subsequent years		
		Total	Own resources	Foreign Aid		1972-73	1973-74	1974-75
7	8	9	10	11	12	13	14	15
..	0.150	0.500	0.500	0.500
..	0.100	0.250	0.250	0.250
..	0.062	0.064	0.064	0.060
..	0.300	0.100	0.100	1.500	1.500	1.600
..	0.200	0.400	0.400	0.435
..	1.462	0.100	0.100			
..	0.140	0.140	0.140	0.140
..	0.400	0.700	0.700	0.700
..	0.540			
..	0.800	0.400	0.400	2.500	2.700	2.700
..	0.800	0.400	0.400	3.500	3.500	3.500
..	1.600	0.800	0.800			

Serial No.	Name of the scheme	Status of the Scheme	Estimated cost	Estimated expenditure during the Third Plan period	4th Plan allocation
1	2	3	4	5	6
IX. SOCIAL AND CULTURAL ACTIVITIES INCLUDING LIBRARY SERVICES :					
69.	Development of Hyderabad Museum	0.400	..	0.400
			1974-75		
70.	Development of Bhitshah Cultural Centre (Grant-in-Aid)	0.400	..	0.400
			1974-75		
71.	Development of Sindhi Adabi Board Jamshoro (Grant-in-Aid).	0.800	..	0.800
			1974-75		
72.	Development of Institute of Sindhology (Grant-in-Aid).	1.000	..	1.000
			1974-75		
73.	Development of Arts Councils	0.300	..	0.300
			1974-75		
	Total (Social & Cultural)				
X. MISCELLANEOUS					
74.	Purchase of Land for playgrounds and establishment of Gymnasiums for Schools and Colleges.	1.800	..	1.800
			1974-75		
75.	Lump sum provision for World Food Programme Scheme.	0.200	..	0.200
			1974-75		
PLANNING AND DEVELOPMENT DEPARTMENT					
76.	Development of Statistical Service in Sind	Un-approved	4.900	..	5.000
			1974-75		
	Total (Miscellaneous)				
	Total (New Schemes Education and Training Sector)				
	Total (Education and Training)				

(Rupees in million)

Revised estimates for 1970-71	Provision for 1971-72	Foreign Exchange required for 1971-72			Source of Foreign Aid	Expenditure during subsequent years		
		Total	Own resources	Foreign Aid		1972-73	1973-74	1974-75
7	8	9	10	11	12	13	14	15
..	0.050	0.100	0.100	0.150
..	0.050	0.100	0.100	0.150
..	0.050	0.040	0.040	0.300	0.300	0.150
..	0.050	0.300	0.300	0.350
..	0.100	0.200
..	0.300	0.040	0.040
..	0.200	0.500	0.700	0.400
..	0.050	0.050	0.050	0.050
..	0.500
..	0.750
..	15.562	0.940	0.940
45.508	40.550	3.212	0.940	2.272

Serial No.	Name of the scheme	Status of the Scheme	Estimated cost	Estimated expenditure during the Third Plan period	4th Plan allocation
1	2	3	4	5	6
On-going Schemes					
1.	Construction of Boys Hostel at Jamshoro	Approved	0.500	0.269	..
2.	Const. of Radio-Isotope Centre L.M.C. Jamshoro.	Do.	0.300	0.191	..
3.	Exp. of L.M.C.H., Hyderabad	Do.	2.800	0.053	..
4.	Const. of Tehsil Headquarter Hospital, T.M Khan	Do.	0.676	0.629	..
5.	Const. of Tehsil Headquarters Hospital, Shahdadpur.	Do.	0.750	0.347	..
	Impt. in Countess Dufferin Fund Hospital Hyderabad.	Do.	0.500	0.099	..
6.	Installation of stand by Electric Generators in all the Surgical Theaters of district.	Do.	0.042
	(a) District H.Q. Hospital Thatta	Do.	0.042	0.007	..
	(b) Mental Hospital Hyderabad District Headquarters Hospital, Sanghar.	Do.	0.042
7.	Const. of Shah Bunder Sub-Divisional Hospital, Sujawal.	Under revision	0.799
8.	Const. of building for T.B. Sanitorium at Kotri (2nd Phase).	Approved	1.199	0.173	..
9.	Const. of building for Public Health School, at Latifabad.	Do.	1.224	1.066	..
10.	Upgrading of District H.Q. Hospital, Dadu	Do.	1.548	0.197	..
11.	Construction of 36 bedded T.B. Ward in District Headquarters Hospital, Thatta.	Do.	0.303	0.030	..
12.	Construction of New Tehsil Headquarters Hospital Ghotki.	Do.	0.836	0.751	..
12.	(a) Construction of New of Tehsil Headquarter Hospital.	Do.	0.884	0.610	..
13.	B.C.G. Campaign	Do.	0.370	0.551	..
14.	Addition of T.B. Beds (a) Expansion of T. B. Sanitorium at Kotri.	Do.	1.110	0.240	..
	(b) Thatta Khairpur	Do.	0.558	0.213	..
15.	Continuance of training of L.H.V. at Public Health School, Hyderabad.	Do.	0.044	0.041	..
16.	Continuance of Stipends for Midwives and Dais, Hyderabad.	Do.	0.013
17.	Continuance of Stipends for Midwives and Dais, Khairpur.	Do.	0.044

(Rupees in million)

Revised estimates for 1971-72	Provision for 1971-72	Foreign Exchange required for 1971-72			Source of Foreign Aid	Expenditure during subsequent years		
		Total	Own resources	Foreign Aid		1972-73	1973-74	1974-75
7	8	9	10	11	12	13	14	15
0.231
0.109	0.053
1.769	0.750	0.300	..
0.017	0.030
0.153
0.370	0.031
0.035
0.036
0.043
0.159
0.042	0.024
0.160
0.200	0.100	0.300	0.300	0.300
0.021
0.192
0.343
0.230	0.225	0.300	0.300	0.300
0.300	0.175	0.100
0.300
0.025	0.035	0.044	0.044	0.044
0.015	0.008	0.010	0.010	0.010
0.008	0.020	0.025	0.025	0.025

Serial No.	Name of the scheme	Status of the Scheme	Estimated cost	Estimated expenditure during the Third Plan period	4th Plan allocation
1	2	3	4	5	6
On-going Schemes					
18.	Continuance of Stipends for Training of Dais, Nurse Dais and Midwives.	Approved	0.003
19.	Continuance of Stipends for Training of Dais, Nurse Dais and Midwives.	Do.	0.009
20.	Up-grading of Civil Hospital, Nawabshah	Do.	0.025	..	0.200
	Up-grading of Civil Hospital, Jacobabad	Do.	0.300	0.292	..
21.	Cons. of Tehsil H.Q. Hospital, Moro	Do.	0.750	0.414	..
	Cons. of Tehsil H.Q. Hospital, Shahdadkot	Do.	0.750	0.433	..
22.	Up-grading of existing Civil Hospital, Khairpur	Do.	0.625
23.	Construction of New Tehsil H.Q. Hospital, Kamber.	Do.	0.682
24.	Expension and Improvement of D.M.C., Karachi.				
	(i) Completion of additional wing	Do.	0.082
	(ii) Construction of Auditorium Buildings	Do.	1.177
	(iii) Construction of Hostel for 177 Students	Do.	0.875	0.105	..
	(b) Installation of Sui Gas	Do.	0.044
	(c) Equipments for Basic Department	Do.	0.115	0.003	..
	(d) Furniture	Do.	0.550	0.010	..
25.	Improvement of Civil Hospital, Karachi	Do.	2.153	2.301	..
26.	Continuance of training of X-Ray and Laboratory Technicians at T.B. Central and Training Centre, Karachi.	Do.	0.006	0.0016	..
27.	10 Stipends for training of Nurses at Civil Hospital, Karachi.	Do.	0.135	0.027	..
28.	Purchase of equipment for T.B. Clinics	Do.
29.	Construction of New Tehsil Headquarters Hospital, Mehar.	Do.	0.700	0.003	..
30.	Installation of 40 Stand by Electric Generator in District Headquarters Dadu.	} Do.	0.042	0.129	..
	(b) Nawabshah (c) Khairpur (d) Jacobabad.				
31.	Constructions of Services Hospital, Hyderabad.	Do.	0.310
32.	Construction of Tehsil Hospital, Digri	Do.	1.167	1.003	..
33.	Construction one 150 Rural Health Centres in New Saeedabad.	Do.	0.352	0.334	..
	(b) Khairpur Nathanshah	Do.	0.352	0.340	..

Serial No.	Name of the Scheme	Status of the Scheme	Estimated cost	Estimated expenditure during the Third Plan period	4th Plan allocation
1	2	3	4	5	6
34.	Continuance of Training of L.H.V. at Public Health School, Karachi.	Approved	0.061
35.	Provincial Small Pox Eradication Programme ..	Do.	5.600
36.	Malaria Eradication Programme	Do.	63.185	27.700	..
37.	Family Planning	Do.
38.	Rural Health Unit (i) Doda pur	Un-approval	0.511
	(ii) Chak	Do.	0.511
	(iii) Rani-pur	Do.	0.511
	(iv) Daur	Do.	0.511
	(v) Thana Bulukhan	Do.	0.547
	(vi) Jatti	Do.	0.547
38 (a)	Continuance of School Health Unit Nawabshah.	Do.
39.	Construction of new Services Hospital, Karachi ..	Do.	3.118
40.	Stipend for Nurses of L.M.C.H., Jamshoro ..	Approved	0.190
			per annum
41.	Scholarship for students of D.M.C., Karachi ..	Do.	0.053
			per annum
42.	Scholarship for student of L.M.C. Jamshoro ..	Do.	0.064
			per annum
43.	Construction of Eye Hospital, L.M.C.H., Hyderabad.	Do.	0.782	0.738	..
44.	Up grading of R.B.U.T. Hospital, Shikarpur Install.	Do.	0.401
45.	Construction and Improvement of the Dow Medical College Karachi.	Do.	2.882	0.720	..
46.	Improvement of Civil Hospital Karachi ..	Do.	2,153	1,801	..
47.	Expansion of Ohuja Sanitorium Karachi ..	Do.	4,700	5,068	..
	Total (On-going Schemes).				

(Rupees in million)

Revised estimates for 1970-71	Provision for 1971-72	Foreign Exchange required for 1971-72			Source of Foreign Aid	Expenditure during subsequent years		
		Total	Own resources	Foreign Aid		1972-73	1973-74	1974-75
7	8	9	10	11	12	13	14	15
0.048	0.050	0.061	0.061	0.061
0.050	0.500	0.775	0.775	0.775
3.717	3.400	4.900	4.900	4.900
5.000	5.100	9.300	9.300	9.300
..	0.200	0.100	..
..	0.200	0.100	..
..	0.200	0.100	..
..	0.950	0.200	0.100	..
..	0.200	0.100	..
..	0.200	0.100	..
0.013
..	0.600	1.000	1.000	0.200
..	0.175	0.190	0.190	0.190
..	0.053	0.053	0.053	0.053
..	0.064	0.064	0.064	0.064
..	0.044
0.391
1.037
0.500
0.500
18.487	13.790	0.025	0.025

Serial No.	Name of the scheme	Status of the Scheme	Estimated cost	Estimated expenditure during the Third Plan period	4th plan allocation
1	2	3	4	5	6
48.	Construction of 45 Rural Health Centres	.. Un-approved	2.550
49.	Construction of 15 Tehsil H.Q. Hospital	.. Do.	4.000
50.	Four Ambulances for L.M.C.H, Hyderabad	.. Do.	0.140
51.	Equipment for different Department in Civil Hospital, Karachi.	.. Not Approved	1.600
52.	Ambulances for Civil Hospital, Karachi	.. Do.	0.120
53.	Scheme for providing of 200 beds in Civil Hospital Karachi.	.. Do.	0.535
54.	Epidemiology preventies and therapy of Burns in Civil Hospital, Karachi	.. Do.	0.700
55.	Re-Construction of Auditorium, at L.M.C.	.. Do.	0.500
56.	Two Buses for L.M.V.C.	.. Do.	0.150
57.	Furniture for New Hostel, L.M.C, Jamshoro	.. Do.	0.150
	Total (New Scheme)	..			
	GRAND TOTAL (Health)	..			

(Million Rupees)

Revised Estimates for 1970-71	Provision for 1971-72	Foreign Exchange required for 1971-72			Source of Foreign Aid	Expenditure during subsequent years		
		Total	Own Resources	Foreign Aid		1972-73	1973-74	1974-75
7	8	9	10	11	12	13	14	15
..	0.600	--	3.000	3.000	3.000
--	0.200	--	0.800	1.200	1.600
--	0.070	--	0.070
--	0.200	0.200	0.200	0.400	0.400	0.200
--	0.120	--	--
--	0.300	--	0.235
--	0.200	--	0.300	0.200	Subsi- ded
--	0.200	--	--	0.100
--	0.044	--	--
--	0.045	--	--	0.105
..	1.979	0.200	0.200			
18.487	15.769	0.225	0.225			

Serial No.	Name of the scheme	Status of the Scheme	Estimated cost	Estimated expenditure during the Third Plan period	4th Plan allocation
1	2	3	4	5	6
HEALTH LABOUR AND SOCIAL WELFARE DEPARTMENT					
On-going Schemes					
1.	Continuance of Abandoned Babies Home	Approved	0.250	0.055	..
2.	Continuance of Model Orphanage	Do.	0.218	0.060	..
3.	Continuance of Socio-Economic Centre for Women.	Do.	0.237	0.194	..
			0.705		
4.	Continuance of Home for Destitute and Under Privileged Women.	Do.	0.320	0.312	..
5.	Continuance of Grant-in-aid to Social Welfare Council, Sind.	Do.	2.500	0.600	..
6.	Continuance of Supervisory Services for Voluntary Community Development.	Do.	0.943	0.833	..
			3.881		
7.	Continuance of 6 Urban Community Development Projects, (27 U.C.D. Projects).	Do.	0.716	0.444	..
8.	Continuance of 10 Urban Community Development Projects. (14 U.C.D. Projects).	Do.	1.264	1.010	..
9.	Continuance of 10 Urban Community Development Projects in Sind, (48 U.C.D. Projects).	Do.	1.623	0.560	..
10.	Continuance of eight Pilot Rural Community Development Projects in Sind (30 R.C.D. Projects).	Do.	1.668	0.504	..
			5.271		
11.	Continuance of six School Social Work Projects (12 S.S.W. Projects).	Do.	0.537	0.162	..
12.	Continuance of Child and Family Welfare Cell in the Directorate of Social Welfare.	Do.	0.040	0.160	..
13.	Continuance of Child Welfare and In Service Training Institutes,	Do.	0.500	0.457	..
14.	Continuance of Evaluation and Research Units	Do.	0.350	0.226	..
15.	Lump Sum Provision	Do.	1.000	0.612	..
	Total (on-going Schemes)				
	GRAND TOTAL (SOCIAL WELFARE)				

WELFARE

(Million Rupees)

Revised estimates for 1970-71	Provision for 1971-72	Foreign Exchange required for 1971-72			Source of Foreign Aid	Expenditure during subsequent years		
		Total	Own Resources	Foreign Aid		1972-73	1973-74	1974-75
7	8	9	10	11	12	13	14	15
0.046	0.035	0.050	0.050	0.050
0.031	0.025	0.048	0.048	0.048
0.042	0.040	0.048	0.048	0.048
0.063	0.050	0.064	0.064	0.064
0.150	0.125	0.550	0.600	0.700
0.156	0.142	0.139	0.193	0.205
0.110	0.098	0.150	0.150	0.150
0.206	0.193	0.260	0.260	2.060
0.267	0.256	0.325	0.325	0.325
0.222	0.230	0.350	0.350	0.350
0.103	0.080	0.108	0.110	0.111
0.008	0.008	0.008	0.008	0.008
..	0.070	0.094	0.097	0.100
0.024	0.030	0.080	0.081	0.082
..	0.118	0.200	0.200	0.200
1.428	1.495			
1.428	1.495			

MANPOWER

Serial No.	Name of the scheme	Status of the Scheme	Estimated cost	Estimated expenditure during the Third Plan period	4th Plan allocation
1	2	3	4	5	6
On-going Schemes					
1.	Provision of Additional Facilities at the existing Technical Training Centre, Kotri (Hyderabad).	Under approval	1.046 2 years.
Total (On-going Schemes) ..					
NEW SCHEMES :					
2.	Setting up of an institute for Industrial Safety and Health and Factory Inspection.	Do.	2.000 4 years
3.	Setting up of a Weight and Measures Laboratory.	Do.	0.800 4 years
Total (New Schemes) ..					
GRAND TOTAL (MANPOWER AND EMPLOYMENT) :					

AND EMPLOYMENT

(Million Rupees)

Revised estimates for 1970-71	Provision for 1971-72	Foreign Exchange required for 1971-72			Source of Foreign Aid	Expenditure during subsequent years		
		Total	Own resources	Foreign Aid		1972-73	1973-74	1974-75
7	8	9	10	11	12	13	14	15
0.207	0.400	0.400
0.207	0.400				
..	0.100	0.600	0.600	0.700
..	0.065	0.285	0.250	0.200
..	0.165				
0.207	0.565				

Serial No.	Name of the scheme	Status of the Scheme	Estimated cost	Estimated expenditure during the Third Plan period	4th Plan allocation
1	2	3	4	5	6
On-going Schemes					
1.	Rural Works Programme	Approved	30.000 (Fourth Five-Year Plan 1970-71 to 1974-75.	52.700	300.000
Total (on-going Schemes) ..					
Total (Works Programme) ...					

PROGRAMME

(Million Rupees)

Revised estimates for 1970-71	Provision for 1971-72	Foreign Exchange required for 1971-72			Source of Foreign Aid	Expenditure during subsequent years		
		Total	Own resources	Foreign Aid		1972-73	1973-74	1974-75
7	8	9	10	11	12	13	14	15
4.960	3.000	6.600	6.000	5.800
4.960	3.000				
4.960	3.000				

1918
1918
1918

1918
1918
1918

1918
1918
1918

1918
1918
1918

1918
1918
1918

1918
1918
1918

1918
1918
1918

1918
1918
1918

1918
1918
1918

1918
1918
1918

1918
1918
1918


1918
1918
1918

1918
1918
1918

1918
1918
1918

N. W. F. P.

(347-348)



DEVELOPMENT PROGRAMME 1971-72

SUMMARY — N. W. F. P.

(Million Rupees)

Sl. No.	Name of the Sector	Provision for 1971-72	Foreign Exchange Requirement for 1971-72		
			Total	Own Resources	Foreign Aid
1	2	3	4	5	6
1.	Agriculture	21.662	4.058	0.518	3.540
2.	Water	5.099	—	—	—
3.	Industry	0.788	0.098	0.098	—
4.	Fuels and Minerals	0.200	—	—	—
5.	Transport and Communication	18.488	0.130	—	0.130
6.	Physical Planning and Housing	15.245	—	—	—
7.	Education and Training	35.560	1.282	1.282	—
8.	Health	21.818	6.064	4.979	1.085
9.	Family Planning	5.300	—	—	—
10.	Social Welfare	0.583	—	—	—
11.	Manpower and Employment	0.610	—	—	—
12.	Works Programme	11.000	—	—	—
	Total (Gross) ..	136.353	11.632	6.877	4.755
	Less (Shortfall) ..	12.272	—	—	—
	Total (Net) ..	124.081	11.632	6.877	4.755

THE UNIVERSITY OF CHICAGO
LIBRARY

1950

1950

1950

1950

1950

1950

1950

1950

1950

DEVELOPMENT PROGRAMME 1971-72

SUMMARY — N. W. F. P.

(Million Rupees)

Sl. No.	Name of the sector	Ongoing	New	Total (Ongoing and New)
1	2	3	4	5
1.	Agriculture	18.061	3.601	21.662
2.	Water	3.104	1.995	5.099
3.	Industry	0.186	0.602	0.788
4.	Fuels & Minerals	0.200	—	0.200
5.	Transport & Communication	10.622	7.866	18.488
6.	Physical Planning & Housing	11.767	3.478	15.245
7.	Education & Training	32.453	3.107	35.560
8.	Health	21.318	0.500	21.818
9.	Family Planning	5.300	—	5.300
10.	Social Welfare	0.583	—	0.583
11.	Manpower	—	0.640	0.610
12.	Works Programme	11.000	—	11.000
	Total (Gross)	114.594	21.759	136.353
	Less (Shortfall)	—	—	12.272
	Total (Net)	—	—	124.081

Serial No.	Name of the scheme	Status of the Scheme	Estimated cost	Estimated expenditure during the Third Plan period	4th Plan allocation
1	2	3	4	5	6
AGRICULTURE AND AGRICULTURAL CREDITS :					
On-going Schemes, Peshawar Division					
1.	Establishment of F.N. Farm, District Hazara ..	Approved	0.095	0.030	0.005
2.	Acquisition of land for construction of office building at Mardan.	Do.	0.026	..	0.026
3.	Scheme for Development of Agricultural Machinery (Development of land and provision of Machinery for Augmenting Water Supplies).	Do.	3.276	..	3.276
✓ 4.	Expansion and strengthening of the existing Research Section and creation of new Research Section in North-West Frontier Province.	Do.	11.932	1.712	10.220
5.	Replacement of bullocks by Tractors in Government Farm (Hangu) District Kohat.	Do.	0.050	..	0.050
6.	Combined F.A.O. Hybrid Maize Scheme ..	Do.	2.363	0.977	1.130
7.	Conversion of V. AID Training Institute and continuance of Field Assistants Training Centres, Peshawar.	Do.	2.120	0.773	0.830
8.	Creation of post of Deputy Director, Planning and Development alongwith his staff.	Do.	0.198	..	0.198
9.	Scheme for the preparation of products on semi-commercial scale and Diploma course in Food Technology.	Do.	0.698	0.170	0.528
10.	Re-organization of Field Assistant Training Class from one year to two years.	Do.	0.475	0.179	0.296
11.	Microplot trials wheat Varieties, North-West Frontier Province.	Do.	1.646	0.146	1.500
12.	Award of additional Scholarship at Peshawar ...	Do.	1.767	0.776	0.991
13.	Scheme for co-ordinated project for accelerated improvement on Maize and Millet.	Do.	0.361	0.046	0.315
14.	Accelerated Potato improvement and production project.	Do.	0.758	0.093	0.665
15.	Rapid Soil Fertility Survey and Soil Testing Institute.	Do.	4.825	2.190	2.050

CULTURE

(Rupees in Million)

Revised estimates for 1970-71	Provision for 1971-72	Foreign Exchange required for 1971-72			Source of Foreign Aid	Expenditure during subsequent years		
		Total	Own resources	Foreign Aid		1972-73	1973-74	1974-75
7	8	9	10	11	12	13	14	15
0.005	0.015	0.015	0.015	0.015
0.026
0.434	1.800	0.020	0.020	10.695	10.062	9.769
0.840	0.800	2.840	2.900	2.840
0.010	0.010	0.010	0.010	0.010
0.162	0.170	0.266	0.266	0.266
0.160	0.149	0.166	0.183	0.172
0.034	0.038	0.040	0.044	0.042
0.060	0.064	0.134	0.135	0.135
0.061	0.057	0.058	0.050	0.061
0.054	0.100	0.436	0.474	0.436
0.136	0.136	0.210	0.211	0.275
0.025	0.039	0.083	0.084	0.084
0.067	0.087	0.170	0.170	0.171
0.398	0.304	0.410	0.516	0.422

Serial No.	Name of the scheme	Status of the Scheme:	Estimated cost	Estimated expenditure during the Third Plan period	4th Plan allocation
1	2	3	4	5	6
16.	Scheme for purchase of land (3649 Kanals 11 Marlas) for the establishment of Hybrid Maize seed Production Farm at Pirsabak	Approved	0.403	..	0.403
17.	Soil and Water Conservation Project	Do.	2.018	..	2.018
18.	Construction of Office and Stores for Agriculture Assistants at Nowshera, Hangu Lakki, and Kulachi.	Do.	0.260	..	0.260
			1970-71		
19.	Development and extension of oil seed in N.W.F.P.	Do.	0.432	..	0.432
20.	Acquisition of Plant Protection Material for ground operation.	Un-approved	20.604	..	20.604
	Total (Peshawar Division) ..				
	On-going Schemes, Malakand Division :				
21.	Scheme for the Control of Insect Pest and Fungal diseases in Malakand Division.	Approved	1.985	0.469	1.186
22.	Scheme for Establishment of F.N. Farm and Vegetable Farms in Dir District.	Do.	0.291	0.083	0.150
23.	Scheme for the Establishment of 2 F.N. Farms in Swat and Dargai.	Do.	0.133	0.010	0.123
24.	Scheme for the Establishment of fruit nursery farm and communities processing centre at Chitral.	Do.	0.248	0.082	0.105
25.	Scheme for the award of Scholarship to Agricultural student in Malakand.	Do.	0.096	..	0.096
26.	Scheme for Establishment of Fruit Farm at Rang-mohalla.	Do.	0.142	0.040	0.047
	Total (Malakand Division) ..				

(Rupees in Million)

Revised estimates for 1970-71	Provision for 1971-72	Foreign Exchange required for 1971-72			Source of Foreign Aid	Expenditure during subsequent years		
		Total	Own resources	Foreign Aid		1972-73	1973-74	1974-75
7	8	9	10	11	12	13	14	15
0.403
0.250	0.150	0.539	0.540	0.539
0.260
0.065	0.086	0.090	0.096	0.095
3.172	3.300	3.050	..	3.050	..	4.530	3.082	0.530
6.612	7.305	3.070	0.020	3.050	..			
0.139	0.143	0.296	0.302	0.307
0.030	0.030	0.030	0.030	0.030
0.024	0.025	0.025	0.025	0.024
0.020	0.020	0.021	0.022	0.022
0.019	0.019	0.019	0.019	0.019
0.009	0.009	0.009	0.010	0.010
0.241	0.246			

Serial No.	Name of the scheme	Status of the Scheme	Estimated cost	Estimated expenditure during the Third Plan period	4th Plan allocation
1	2	3	4	5	6
On-going Schemes, D.I. Khan Division :					
27.	Scheme for Improvement of Saline and alkaline Soil with Gypsum.	Approved	0.835	0.005	0.830
28.	Scheme for the Establishment of Date Farm Rakh-manghan, D.I. Khan.	Do.	0.056	0.033	0.023
✓ 29.	Scheme for the purchase of 513 <i>Kanals</i> of land for Research Station Ratta Kulachi, D.I. Khan.	Do.	0.128	...	0.128
30.	Fruit Development Programme Date Curing	Un-approved	0.302	..	0.302
✓ 31.	Scheme for Research Sub-Station, Kurram Garhi.	Approved	0.647	0.392	0.255
32.	Scheme for the Establishment of Fruit Nursery Farm at Bannu.	Do.	0.061	0.017	0.044
Total (D. I. Khan Division)	
Grand Total On-going Schemes	
PESHAWAR DIVISION					
New Schemes :					
✓ 33.	Maize and Millet Research Institute	Approved	2.837	...	2.837
34.	Scheme for Production of certified Potatoes Seed	Do.	0.552	..	0.552
35.	Acquisition of Plant Protection material for ground operation in North-West Frontier Province.	Do.	0.300	..	0.300
Total Peshāwar Division	
MALAKAND DIVISION					
New Schemes :					
36.	Extension and Plant Protection Services in Dir. Swat and Chitral District.	Un-approved	5.777	..	5.777
Total (Malakand Division)	

(Rupees in million)

Revised estimates for 1970-71	Provision for 1971-72	Foreign Exchange required for 1971-72			Source of Foreign Aid	Expenditure during subsequent years		
		Total	Own resources	Foreign Aid		1972-73	1973-74	1974-75
7	8	9	10	11	12	13	14	15
0.064	0.115	--	--	--	--	0.066	0.217	0.268
0.004	0.004	--	--	--	--	0.005	0.005	0.005
0.128		--	--	--	--	--	--	--
0.048	0.048	--	--	--	--	0.068	0.068	0.070
0.045	0.048	--	--	--	--	0.051	0.054	0.057
0.007	0.010	--	--	--	--	0.009	0.009	0.009
0.296	0.225	--	--	--	--			
7.149	7.776	3.070	0.020	3.050				
	0.470	--	--	--	--	0.970	0.867	0.530
	0.040	--	--	--	--	0.200	0.152	0.016
	0.100	--	--	--	--	0.200	--	--
	0.610	--	--	--	--			
	0.150	--	--	--	--	2.042	1.792	1.793
	0.150	--	--	--	--			

Serial No.	Name of the scheme	Status of the Scheme	Estimated cost	Estimated expenditure during the Third Plan period	4th Plan allocation
1	2	3	4	5	6
D. I. KHAN DIVISION :					
New Schemes :					
37.	Establishment of Date Progeny Gardin at D. I. Khan.	Approved	0.184	..	0.084
			1974-75		
38.	Additional requirement of Seed Farm Rakh Zandani	Do.	0.200	..	0.200
			1972-73		
	Total (D. I. Khan Division) ..				
	Total (New Schemes) ..				
	Grand Total (Agriculture and Agricultural Credit) ..				
II. FOODGRAINS STORAGE :					
On-going Schemes :					
39.	Reshun 500 tons	Approved	0.256	..	0.256
40.	Khawaja Khel 500 tons	Do.	0.226	..	0.226
41.	Timeergarh 500 tons	Do.	0.213	..	0.213
	Total (Foodgrains Storage) ..				
III. FORESTRY :					
PESHAWAR DIVISION :					
On-Going Schemes :					
42.	Afforestation of 20,000 acres of Reserved Forests in Abbottabad Circle.	Approved	0.247	0.107	0.140
43.	Walnut Plantation over 5,000 acres in Hazara District.	Do.	0.465	0.274	0.194
44.	Planting of 400 miles canal-side strips	Do.	1.522	0.485	1.037
45.	Watershed Management in Kaghan Valley over 30 Square Miles.	Do.	2.108	1.470	0.638

(Rupees in million)

Revised estimates for 1970-71	Provision for 1971-72	Foreign Exchange required for 1971-72			Source of Foreign Aid	Expenditure during subsequent years		
		Total	Own resources	Foreign Aid		1972-73	1973-74	1974-75
7	8	9	10	11	12	13	14	15
..	0.021	-	-	0.021	0.021	0.021
..	0.050	-	..	0.150
..	0.071				
..	0.831				
7.149	8.607	3.070	0.020	3.050				
0.050	0.206	..	-			
0.150	0.076	..	-			
0.150	0.063			
0.350	0.345				
0.060	0.060		0.020
0.021	0.064	0.061	0.048	..
0.108	0.185		0.259	0.258	0.227
0.323	0.275		0.040

Serial No.	Name of the scheme	Status of the Scheme	Estimated cost	Estimated expenditure during the Third Plan period	4th-Plan allocation
1	2	3	4	5	6
46.	Watershed Management in Galis Forest Division over 20 Square Miles.	Approved	1.258	0.554	0.704
47.	Fire Fighting Scheme in Galis and Haripur Forest Division.	Do.	0.261	0.149	0.112
48.	Aerial Forest Inventory and Land use Survey of Northern West Pakistan.	Do.	10.510	2.859	7.560
49.	Development of Pakistan Forest Institute	Un-approved	9.498	..	8.047
50.	Construction of 75 Miles Feeder Truck Road in Kagan.	Approved	1.449	0.443	1.006
51.	Construction of 25 Miles Feeder Truck Road in Siran Forest Division.	Do.	2.221	0.933	0.693
52.	Preparation of Working Plan in North-West Frontier Province and Management of Forests in Malakand Circle.	Do.	2.327	0.309	1.430
53.	Introduction of Valuable Exotic-Species in Abbottabad Circle.	Do.	0.178	0.033	0.145
54.	Creation of Statistical Cell in Regional Office, Peshawar.	Do.	0.186	..	0.186
55.	Re-afforestation of 20,000 acres of Guzara Forests in Hazara.	Do.	0.675	..	0.675
56.	Survey and Demarcation of Waste Land (Guzara) including resumed land in Hazara District excluding merged area.	Do.	1.104	..	1.104
57.	Watershed management in Kagan and Daur Areas	Do.	2.785	..	2.785
58.	Afforestation Around Tanda Dam	Do.	0.103	..	0.103
59.	Residential and Office accommodation for staff of Forest Department at Mansehra and Balakot.	Do.	0.547	..	0.547
60.	Afforestation of 525 acres Forest hills of Kohat Forest Division within radius of 5 miles hill slopes facing Kohat City.	Un-approved	0.072	..	0.072
Total (Peshawar Division)		..			

(Rupees in million)

Revised estimates for 1970-71	Provision for 1971-72	Foreign Exchange required for 1971-72			Source of Foreign Aid	Expenditure during subsequent years		
		Total	Own resources	Foreign Aid		1972-73	1973-74	1974-75
7	8	9	10	11	12	13	14	15
0.255	0.100	0.200	0.149	..
0.072	0.040
1.218	0.700	0.490	..	0.490	U. K. Credit	1.552	1.257	2.833
0.700	0.600	0.200	0.200	2.149	2.449	2.149
0.240	0.291	0.335	0.140	..
0.300	0.393
0.292	0.266	0.301	0.291	0.280
0.028	0.028	0.229	0.030	0.030
0.034	0.036	0.037	0.039	0.04
0.123	0.136	0.137	0.140	0.139
0.191	0.217	0.220	0.223	0.253
0.893	0.805	0.495	0.370	0.222
0.014	0.018	0.022	0.024	0.025
0.120	0.227	0.200
0.015	0.019	0.021	0.017	..
5.007	4.460	0.690	0.200	0.490

Serial No.	Name of the scheme	Status of the Scheme	Estimated cost	Estimated expenditure	4th Plan allocation
1	2	3	4	5	6
MALAKAND DIVISION :					
On-going Schemes					
61.	Construction of 100 miles Road in Dir and Chitral	Approved	5.332	2.242	1.302
62.	Creation of Chitral Sub-Division	Do.	0.533	0.185	0.348
63.	Management of Dir Forests for Dir Forest Industries Complex.	Approved by P.W.D.P.	5.884	..	5.884
64.	Management of Dir Forests for Dir Forest Industries Complex.				
64.	Construction of Buildings for offices and residences in Chitral for Forest Staff.	Approved	0.642	..	0.642
65.	Construction of Buildings for office and residences for Forest Staff at Dargai.	Do.	0.082	..	0.082
Total (Malakand Division) ..					
Total (Forest On-going Scheme) ..					
On-going Schemes					
(b) SERICULTURE :					
66.	Development of Sericulture	Approved	3.136	0.725	1.447
67.	Grant of stipend to the trainees in Sericulture Centre, Chitral.	Do.	0.036	..	0.036
Total (Sericulture On-going Schemes) ..					
Total (Forests and Sericulture On-going Schemes) ..					
MALAKAND DIVISION :					
New Schemes :					
68.	Construction of Residential and Office Buildings for the Officers and Staff of Indus Kohistan Forest Division.	Un-approved	0.375	..	0.375
Grand Total (Forests and Sericulture On-going and New Schemes) ..					

(Rupees in million)

Revised estimates for 1970-71	Provision for 1971-72	Foreign Exchange required for 1971-72			Source of Foreign Aid	Expenditure during subsequent years		
		Total	Own resources	Foreign Aid		1972-73	1973-74	1974-75
7	8	9	10	11	12	13	14	15
0.522	0.750	0.030
0.045	0.067	0.069	0.073	0.094
0.251	0.960	1.917	1.863	0.903
0.071	0.347	0.224
0.012	0.070
0.901	2.194
5.908	6.654	0.690	0.200	0.490
0.294	0.278	0.028	0.028	0.280	0.292	0.303
0.008	0.008	0.008	0.006	0.006
0.302	0.286	0.028	0.028
6.210	6.940	0.718	0.228	0.490
..	0.050	0.181	0.131	0.013
6.210	6.990	0.718	0.228	0.490

Serial No.	Name of the Scheme	Status of the Scheme	Estimated cost	Estimated expenditure during the Third Plan period	4th Plan allocation
1	2	3	4	5	6

IV. FISHERIES

On-going Schemes

69.	Propagation of Trout in Kaghan Approved	0.076	..	0.076
70.	Propagation of Trout in Swat Do.	0.340	0.065	0.141
71.	Propagation of Trout in Chitral Do.	0.240	0.057	0.045
72.	Development of Lakes for fish production Do.	0.108	0.045	0.063

Total (Fisheries) ...

V. ANIMAL HUSBANDRY

DEVELOPMENTAL SCHEMES IN DISTRICTS :

On-going Schemes

73.	Scheme of Government Poultry Farm, at Peshawar	Approved	0.268	0.066	0.202
74.	Employment of Stock Assistant at the level of Union Councils in N.W.F.P.	Do.	1.537	0.332	1.205
75.	Provision of medicines in 271 Union Councils Do.	0.721	0.199	0.522
76.	Provision of additional staff and facilities for existing Veterinary Hospitals/Dispensaries.	Do.	0.994	0.028	0.066
77.	Poultry Extension in Rural Area Do	0.133	0.028	0.105
78.	Distribution and maintenance of Rams Do.	0.123	0.038	0.085
79.	Establishment of Poultry rearing and demonstration unit at Peshawar.	Do.	0.125	0.041	0.084

(Rupees in million)

Revised estimates for 1970-71	Provision for 1971-72	Foreign Exchange required for 1971-72			Source of Foreign Aid	Expenditure during subsequent years		
		Total	Own resources	Foreign Aid		1972-73	1973-74	1974-75
7	8	9	10	11	12	13	14	15
0.019	0.019	0.015	0.017	0.006
0.069	0.072
0.012	0.008	0.008	0.008	0.009
0.010	0.012	0.013	0.014	0.014
0.110	0.111			
0.066	0.066	Integrated Scheme for Poultry Development in N. W. F. P. would be prepared.		
0.254	0.289	0.221	0.221	0.022
0.120	0.141	0.087	0.087	0.087
0.012	0.014	0.013	0.013	0.014
0.012	0.020	Integrated Scheme for Poultry Development in N. W. F. P., would be prepared.		
0.013	0.020	0.017	0.017	0.018
0.018	0.020	Integrated Scheme for Poultry Development in N. W. F. P., would be prepared.		

(Rupees in million)

Serial No.	Name of the Scheme	Status of the Scheme	Estimated cost	Estimated expenditure during the Third Plan period	4th Plan allocation
1	2	3	4	5	6
80.	Scheme for the Post-graduate training fellowships in Animal production Research and Extension.	Approved	<u>0.053</u>	0.006	0.047
81.	Improvement of breeding activities on Key Village basis.	Do.	<u>0.190</u>	0.034	0.156
82.	Establishment of Commercial Poultry Farm at Peshawar.	Do.	<u>1.500</u>	..	1.500
83.	Opening and construction of 10 Veterinary Dispensaries in Malakand Division (2 Veterinary Dispensaries in each year).	Do	<u>1.629</u>	..	1.629
84.	Scheme for survey of infectious and contagious diseases in Sheep, Goats and Poultry.	Do.	<u>0.311</u>	..	0.311
Total (On-going Schemes) ..					
New Schemes					
85.	Construction of 19 Veterinary Hospitals/Dispensaries in Bannu and Dera Ismail Khan District (Dera Ismail Khan Division).	Un-approved	<u>3.922</u>	..	3.922
86.	Extension and Reorganisation of Veterinary Research Institute, Peshawar.	Do.	<u>3.084</u>	..	3.084
Total (New Schemes) ..					
7.206 ..					
Grand Total (Animal Husbandry) ..					
VI. COLONIZATION AND LAND REFORMS :					
On-going Scheme					
87.	Consolidation of Land Holdings Scheme in 6 Districts of N.W.F.P.	Approved	<u>12.023</u>	3.971	3.700
Total (Colonization and Land Reforms) ..					

(Rupees in million)

Revised estimates for 1970-71	Provision for 1971-72	Foreign Exchange required for 1971-72			Source of Foreign Aid	Expenditure during subsequent years		
		Total	Own resources	Foreign Aid		1972-73	1973-74	1974-75
7	8	9	10	11	12	13	14	15
0.009	0.011	0.009	0.009	0.009
0.025	0.034	0.043	0.045	0.009
0.500	0.400	Integrated Scheme for Poultry Development in N. W. F. P., would be prepared.		
0.316	0.386	0.394	0.338	0.195
0.055	0.076	0.070	0.070	0.040
1.400	1.477			
..	0.208	0.777	1.378	1.609
..	0.100	1.000	1.000	0.984
	0.308			
1.400	1.785			
0.597	0.635	0.820	0.822	0.826
0.597	0.635			

Serial No.	Name of the scheme	Status of the Scheme	Estimated cost	Estimated expenditure during the Third Plan period	4th Plan allocation
1	2	3	4	5	6

VII. COOPERATIVES AND RURAL CREDIT :

CO-OPERATION DEPARTMENT :

On-going Schemes

88.	Reconstruction of Rural Credit and Agricultural Marketing.	Approved	4.755 (include 14 Lacs from own resources).		
			1974-75		
	(a) Cost of Administrative Staff	0.222
	(b) Construction of Depots and Godown (Service Co-operatives).	0.600
	(c) Construction of Godowns & Workshop by Farm Service Centres.	1.256
	(d) Pay and Training Cost of Managers and Assistant Managers.	0.477
	(e) Share participation at Apex level	0.800
89.	Tube Well/Centrifugal Pumps installation on Co-operative basis.	Approved	0.916		0.458
			30-6-72 (including 0.458 from own resources).		
			1971-72		
	Total (On-going Schemes)	
90.	Construction of Cold Storages, on Co-operative basis.	New (Un-approved)	2.720	..	2.720
			1971-72		
	(i) Pabbi
	(ii) Chakdara
	Total (New Schemes)	
	Grand Total (Co-operation)	
	Total (Agriculture)				
	Additional Schemes				
	Grand Total (Agriculture)				

(Rupees in million)

Revised estimates for 1970-71	Provision for 1971-72	Foreign Exchange required for 1971-72			Source of Foreign Aid	Expenditure during subsequent years		
		Total	Own resources	Foreign Aid		1972-73	1973-74	1974-75
7	8	9	10	11	12	13	14	15
0.035	0.047	0.044	0.047	0.049
0.100	0.120	0.125	0.130	0.125
0.157	0.157	0.314	0.314	0.314
0.032	0.050	0.116	0.190	0.089
0.125	0.145	0.019	0.019	0.015
0.200	0.258
0.649	0.777
..	0.700	2.020
..
..	0.700
0.649	1.477
16.465	19.950	3.788	0.248	3.540
..	1.712	0.270	0.270
16.465	21.662	4.058	0.518	3.540

Serial No.	Name of the scheme	Status of the Scheme	Estimated cost	Estimated expenditure during the Third Plan period	4th Plan allocation
1	2	3	4	5	6
I. SURVEY AND INVESTIGATION					
On-going Schemes					
3.	Providing Staff for Survey and Investigation of Irrigation Schemes.	Approved	0.533	0.404	0.129
	Total (Survey and Investigation.)			
II. MULTIPURPOSE PROJECTS.					
NIL.					
On-going Schemes					
III. IRRIGATION SCHEMES.					
2.	Gandigar Irrigation Schemes.	Approved	2.337	2.137	0.200
			6 years		
3.	Construction of Badwan Kharif Irrigation Channel.	Do.	1.704	..	1.704
			3 years.		
	Total On-going Irrigation Schemes			
On-going Schemes					
IV. TUBE WELL AND SMALL SCHEMES IRRIGATION SCHEMES.					
4.	Gambila Lift Irrigation Scheme.	Approved	O. 1.198	0.982	1.214
			R. 2.196		
			6 years		
5.	Sinking Tube wells in Kohi Daman-Sherkar Area	Approved	O. 0.600	0.598	0.141
			R. 0.739		
			4 years		
6.	Shadi Khel Gravity Flow Irrigation Scheme.	Do.	2.375	—	2.375
			4 years		
OTHER WORKS					
7.	Dobian Lift Irrigation Scheme	Approved	O. 0.070	0.070	0.013
			R. 0.083		
			2 years		
8.	Ibrahimzai Lift Irrigation Schemes in Kohat District	Do.	0.384	—	0.384
			2 years		
	Total (On-Going Tubewell and Small Irrigation Schemes			

(Rupees in million)

Revised estimates for 1970-71	Provision for 1971-72	Foreign Exchange required for 1971-72			Source of Foreign Aid	Expenditure during subsequent years		
		Total	Own resources	Foreign Aid		1972-73	1973-74	1974-75
7	8	9	10	11	12	13	14	15
0.087	0.030	0.012
0.087	0.030			
0.141	0.059
0.200	0.800	0.704
0.341	0.859			
0.664	0.550
0.062	0.079
0.300	0.800	1.275
..	0.013
0.200	0.184
1.226	1.625			

Serial No.	Name of the scheme	Status of the Scheme	Estimated cost	Estimated expenditure during the Third Plan period	4th Plan allocation
1	2	3	4	5	6
On-Going Schemes					
V—DRAINAGE RECLAMATION AND TUBE WELLS					
9.	Master Plan for reclamation of water logged area in Peshawar District.	Approved	1,776	0,400	0,600
Total On-Going Drainage and Reclamation and Tube Wells.					
VI—FLOOD PROTECTION WORKS—OTHER WORKS.					
10.	Protection of Katha Tabai and cultivated land on the left bank of Khiali River.	Approved	0.046	—	0.046
11.	Protection of village Gumbat from action of Gumbat Nullah.	Approved	0.143	—	0.143
12.	Protection of Doaba Canal Shabqadar Town and Ichri Branches from floods.	Do.	0.250	—	0.250
On-Going Schemes					
Total On-Going Flood protection works			0.439	—	
VII—OPEN CANAL—OTHER WORKS					
13.	Construction of Staff quarters for Paharpur Irrigation Division, Dera Ismail Khan.	Approved	0.311	—	0.311
			2 years		
14.	Extension of Tail Ismaila Disty. to Irrigate the Lands of Village Ismaila and Adina.	Do.	0.309	—	0.309
			2 years		
Total On-Going Schemes Open Canal.					
Total On-Going Schemes Irrigation					
NEW SCHEMES IRRIGATION—					
15.	Nipki Khel Irrigation Scheme in Swat District	Un-approved	7.089	—	7.089
Total New Irrigation Schemes.					

(Rupees in million)

Revised estimates for 1970-71	Provision for 1971-72	Foreign Exchange required for 1971-72			Source of Foreign Aid	Expenditure during subsequent years		
		Total	Own resources	Foreign Aid		1972-73	1973-74	1974-75
7	8	9	10	11	12	13	14	15
0.300	0.300	-	..	-	..
0.300	0.300	-	..	-	..
0.025	0.021	-	..	-	..
0.130	0.013	-	-	-	..
0.200	0.050	-	..	-	..
0.355	0.084	-	..	-	..
0.200	0.111	-	..	-	..
0.215	0.094	-	..	-	..
0.415	0.205	-	..	-	..
2.724	3.104	-	..	-	..
-	0.295	..	-	-	-	2.265	2.265	2.264
..	0.295

Serial No.	Name of the scheme	Status of the Scheme	Estimated cost	Estimated expenditure during the Third Plan period	4th Plan allocation
1	2	3	4	5	6

NEW SCHEMES

IV. TUBE WELLS AND SMALL IRRIGATION SCHEMES.

OTHER SCHEMES .

16.	Reboring of Tube Well in D. I. Khan District bearing following Nos :— Tube Well No. 2/A, 3/A, 16/A, 17/A, 18/A, 17/B, 50/A, 2/B, 13/A, 12/A, 1/A.	Approved.	0.440	..	0.440
-----	--	-----------	-------	----	-------

Total

NEW SCHEMES.

OPEN CANALS—

OTHER WORKS.

17.	Constructing Link Channel for Mardi Khel Vial.	Un-approved.	0.200	..	0.200
			1 year.		
18.	Reconstructing aqueduct at R. D. 55900 Warsak Left Bank Canal.	Un-approved.	0.200	—	0.200
			1 year		

Total (Open Canals)

Total (New Schemes)

Total Irrigation

Grand Total (Water) —

Additional Schemes —

Grand Total (WATER).. ..

(Rupees in million)

Revised estimates for 1970-71	Provision for 1971-72	Foreign Exchange required for 1971-72			Source of Foreign Aid	Expenditure during subsequent years		
		Total	Own resources	Foreign Aid		1972-73	1973-74	1974-75
7	8	9	10	11	12	13	14	15
	0.440
	0.440				
	0.160		0.040
	0.200
	0.360				
	1.095				
2.704	4.199				
2.704	4.199				
	0.900				
2.704	5.099				

INDUSTRY

Serial No.	Name of the scheme	Status of the Scheme	Estimated cost	Estimated expenditure during the Third Plan period	4th Plan allocation
1	2	3	4	5	6
PESHAWAR DIVISION					
On-Going Schemes					
1.	Industrial Estate for medium and large scale industries, Peshawar.	Approved	6.220	5.458	0.462
2.	Continuance of the Scheme for the Development of Hides and Skins in N.W.F.P.	Approved	0.720	..	0.072
			Annually recurring.		
MALAKAND DIVISION					
On-Going Schemes					
3.	Grant of stipends to 20 trainees under-going training at the Woollen Centre Batkhela.	Approved	-----	* 0.0268	0.072
			Annually recurring.		
4.	Grant of stipends to 10 trainees under-going training at the Woollen/Patti Centre, Chitral.	Approved	Annually recurring.	* 0.0143	0.036
	Total On-Going Schemes (Industries)	..	6.292	5.499	
PESHAWAR DIVISION					
New Schemes					
5.	Industrial Estate for medium and large scale Industries at Ghazi (Tarbela Dam Area).	Un-approved	3.160	..	3.160
			1971-72 to 1974-75		
	Total New Schemes (Industries) ..				
On-Going Schemes					
6.	Detailed Survey and Investigation of mineral bearing areas of N.W.F.P.	Un-approved	1.000	..	1.000
			1970-71 to 1974-75		
	Total On-Going Schemes (Minerals) ..	--	1.000		

FUELS AND MINERALS

(Rupees in million)

Revised estimates for 1970-71	Provision for 1971-72	Foreign Exchange required for 1971-72			Source of Foreign Aid	Expenditure during subsequent years		
		Total	Own resources	Foreign Aid		1972-73	1973-74	1974-75
7	8	9	10	11	12	13	14	15
0.300	0.150
0.0107	0.0144	0.0144	0.0144	0.0144
0.01253	0.0144	0.0144	0.0144	0.0144
0.00626	0.0072	0.0072	0.0072	0.0072
0.329	0.186
..	0.062	1.200	1.200	0.698
..	0.062
0.200	0.200	0.200	0.200	0.200
0.200	0.200

Serial No.	Name of the scheme	Status of the Scheme	Estimated cost	Estimated expen- diture during the Third Plan period	4th Plan allo- cation
1	2	3	4	5	6

PESHAWAR DIVISION

New Schemes

7.	New Building and Machinery for Government Printing Press, Peshawar.	Un-approved	1.500	..	1.500
			1971-72		
			to		
			1973-74		

Total (New Schemes Govt. Press) ..

Grand Total (Industry, Fuels and Minerals)

(Rupees in million)

Revised estimates for 1970-71	Provision for 1971-72	Foreign Exchange required for 1971-72			Source of Foreign Aid	Expenditure during subsequent years		
		Total	Own resources	Foreign Aid		1972-73	1973-74	1974-75
7	8	9	10	11	12	13	14	15
..	0.200	1.000	0.300	..
..	0.200				
0.529	0.988*	0.098	0.098	..				

*Including additional Schemes amounting Rs. 0.340 million.

TRANSPORT AND

Serial No.	Name of the scheme	Status of the Scheme	Estimated cost	Estimated expenditure	4th Plan allocation
1	2	3	4	5	6
PESHAWAR CIVIL DIVISION :					
On-Going Schemes.					
1.	Construction of shingled road connecting Khanpur-Taxila road with Maqsood-Lora road along Haro Nullah (17 Miles).	Approved	O. 1.780 R. 2.937	1.016	1.921
2.	Improvement of Peshawar-Kohat road 1st Phase (24-70)Miles.	Do.	1.939	0.909	1.218
3.	Improvement to Abbottabad-Murree road (Blind and narrow curves).	Do.	0.413	0.138	0.275
4.	Construction of black top road from Rehana to to Bagra District Hazara (4 Miles).	Do.	O. 1.599 R. 1.088	0.503	0.585
5.	Reconditining of mile 5, 8, 9, 10, 17, 18 and 19 of Peshawar-Naguman Charsadda road (7 miles).	Do.	O. 0.387 R. 0.785	0.428	0.357
6.	Reconditining of existing Boat Bridge in mile 1 Dalazak-Gulabad road.	Do.	0.135	0.059	0.080
7.	Constriction of High Level Bridge over Jindi river near Charsadda D/SS of the existing bridge.	Do.	1.000	..	1.000
8.	Improving and Widening of Kaghan Valley Hazara road (Section from Kaghan to Naran) 14 Miles.	Do.	2.600	..	2.600
9.	Black topping of Kaghan valley road (section from Balakot to Kaghan) 41 Miles.	Do.	3.971	..	3.971
10.	Reconditioning and Widening of Charsadda-Tangi road (11.24 Miles).	Do.	0.698	..	0.698
11.	Construction of black top road from Chatar Plain to Battagram (14 Miles).	Do.	O 2.946 R. 4.950	1.958	2.992

COMMUNICATIONS

(Rupees in million)

Revised estimates for 1970-71	Provision for 1971-72	Foreign Exchange required for 1971-72			Source of Foreign Aid	Expenditure during subsequent years		
		Total	Own resources	Foreign Aid		1972-73	1973-74	1974-75
7	8	9	10	11	12	13	14	15
0.870	0.200	0.451	0.400	..
0.923	0.295
0.173	0.102
0.435	0.150
...	0.357
...	0.080
0.500	0.500
0.686	0.400	1.114	0.400	..
0.500	0.200	1.000	1.000	1.271
0.600	0.098
1.131	0.400	1.061	0.400	..

Serial No.	Name of the scheme	Status of the Scheme	Estimated cost	Estimated expenditure during the Third Plan period	4th Plan allocation
1	2	3	4	5	6
12.	Widening and Soking, Metalling and surfacing Oghi-Shergarh Darband road (20 Miles).	Approved	O. 2.172 R, 2.708 1973-74	1.000	1.708
13.	Constriction of Motorable road from Battagram to Thakot in Kohistan area (12.50 Miles).	Do.	3.734 1971-72	1.569	1.562
14.	Improvement to portion of Abbattabad-Sherwan road (approach road to West Pakistan House at Abbottabad) (1.75 Miles.).	Do.	0.407 1971-72	0.230	0.200
15.	Construction of High Level Bridge over Kalpani Nullah in Mile 2 Mardan-Swabi road.	Do.	0.811 1971-72	0.050	0.811
16.	Reconditioning and Widening N.C.C. Road ..	Do.	2.187 1971-72	0.940	1.247
17.	Upgrading Bridges and culverts on H. T. road ..	Do.	0.388 1971-72	1.929	0.540

Total of On-Going Schemes of Peshawar Civil Division.

D. I. KHAN CIVIL DIVISION.

On-Going Schemes.

18.	Construction of black top road from Giloti to Chashma via Paniala, Kattan Khel and Kirri Khaisori (8.268 Miles).		1.699 1971-72	0.549	1.150
19.	Improvement and Widening of D. I. Khan road (Section 0.18 miles Bannu side) with bridge on Kharoba Nullah (18 Miles).	Do.	O. 2.026 R. 4.852 1973-74	1.582	3.270
20.	Renovation and Replacement of Boats and Decking of Boat bridge at D. I. Khan.	Do.	0.900 1971-72	0.218	0.682
21.	Construction of bridge over Nullah Kaur in Mile 0.6 Hathala - Kulachi road..	Do.	0.473 1971-72	..	0.473
22.	Improvements and Widening of Bannu--D. I. Khan road (Miles 19 to 30) (12 Miles).	Do.	3.579 1972-73	..	3.579

Total On-Going Schemes of D. I. Khan Civil Division.

(Rupees in million)

Revised estimates for 1970-71	Provision for 197-172	Foreign Exchange required for 1971-72			Source of Foreign Aid	Expenditure during subsequent years		
		Total	Own resources	Foreign Aid		1972-73	1973-74	1974-75
7	8	9	10	11	12	13	14	15
0.521	0.200	0.587	0.400	..
1.262	0.300
..	0.200
0.050	0.761
1.054	0.193
0.480	0.060
9.185	4.496
1.000	0.150
0.870	0.850	1.200	0.350	..
0.348	0.334
0.100	0.373
1.000	1.100	1.479
3.318	2.807

Serial No.	Name of the scheme	Status of the Scheme	Estimated cost	Estimated expenditure during the Third Plan Period	4th Plan allocation
1	2	3	4	5	6

MALAKAND CIVIL DIVISION

On-Going Schemes

23.	Construction of shingled road from Thana-Chirat to Palai (17.5 Miles).	Approved	O. 1.094 R. 1.732	0.626	0.626
24.	Construction and Widening of Chitral-Mastuj road (portion from Mile 0 to 12.50) (12.50 Miles).	Do.	1.497	..	1.497
25.	Construction of black top road from Timergara to Dir (Mile 81.25 to 83.76) (2.5 Miles).	Do.	0.518	..	0.518
26.	Widening and improvement of Chitral-Garam Chashma road (Section from Chitral to Krimj) (12 Miles).	Do.	0.511	..	0.511
27.	Improvement of road from Dir to Lowari top (19 Miles).	Do.	2.974	0.500	2.974

Total of On-Going Schemes of Malakand Civil Division.

Total of On-Going Schemes Communications ..

New Schemes

PESHAWAR CIVIL DIVISION

28.	Reconstruction of damaged portion of Guide Bund U/Stream of Adezai Bridge.	Do.	0.610	..	0.601
29.	Improving and Widening of Peshawar-Janrad road. (Mile 0 to 5) overall width 48 Feet.	Un-approved	2.095	..	2.095
30.	Construction of Shingle Road in the Allai area of Hazara District.	Do.	9.750	..	4.000

(Rupees in million)

Revised estimates for 1970-71	Provision for 1971-72	Foreign Exchange required for 1971-72			Source of Foreign Aid	Expenditure during subsequent years		
		Total	Own resources	Foreign Aid		1972-73	1973-74	1974-75
7	8	9	10	11	12	13	14	15
0.610	0.016
0.500	0.650	0.347
0.500	0.018
0.500	0.011
0.500	0.674	0.600	0.600	0.600
2.610	1.369
15.113	8.672
..	0.400	0.210
..	0.250	1.095	0.750	..
..	0.400	1.200	1.200	12.00

Serial No.	Name of the scheme	Status of the Scheme	Estimated cost	Estimated expenditure during the Third Plan period	4th Plan allocation
1	2	3	4	5	6
New Schemes Allocable to all Division.					
31.	Purchase of heavy Plants and Machinery.	.. Un-approved.	6.700	..	6.700
32.	Extra-ordinary Replacements. Do.	2.000	..	2.000
	Total New Schemes Communications.	21.155	..	
	Total (Transport and Communications)	-- --			
	Additional Schemes	-- --			
	Grand Total (Transport and Communications)	--			

(Rupees in million)

Revised estimates for 1970-71	Provision for 1971-72	Foreign Exchange required for 1971-72			Source of Foreign Aid	Expenditure during subsequent years		
		Total	Own resources	Foreign Aid		1972-73	1973-74	1974-75
7	8	9	10	11	12	13	14	15
..	1.000	2.000	2.000	1.700
..	0.300	0.600	0.600	0.500
..	2.350			
15.113	11.022			
2.107	7.466	0.130	..	0.130	..			
17.220	18.488	0.130	..	0.130	..			

PHYSICAL PLANNING

Serial No.	Name of the Scheme	Status of the Scheme	Estimated cost	Estimated expenditure during the Third Plan period	4th Plan allocation
1	2	3	4	5	6
A.—On-Going Urban Schemes :					
PESHAWAR CIVIL DIVISION					
1.	Peshawar Sewerage Scheme.	Approved.	10.000	2.911	6.622
2.	Water Supply Scheme, Abbottabad.	Do.	0.934	0.100	0.834
3.	Water Supply Scheme, Kohat	Do.	2.088	0.100	1.988
4.	Water Supply Scheme, Mardan, Phase-II	Do.	3.650	..	3.650
5.	Water Supply Scheme, Charsadda	Do.	1.907	..	1.907
6.	Drainage Scheme, Nowshera Kalan	Do.	1.027	..	1.027
D. I. KHAN CIVIL DIVISION					
A—On-Going Urban Schemes—concl'd.					
7.	Water Supply Scheme, Bannu	Do.	0.947	0.100	0.847
Total On-Going Urban Schemes ..					
8.	Water Supply Scheme, Takhtabai.	Un-approved.	0.352	0.112	0.120
9.	Water Supply Scheme, Sandoa to Dewel (Merged area) Mardan.	Approved.	0.244	..	0.244
10.	Water Supply Scheme, Shineve Goddi Khel	Do.	0.747	..	0.747
D. I. KHAN CIVIL DIVISION					
11.	Water Supply Scheme Derra-Nali	Do.	1.921	..	1.921
MALAKAND CIVIL DIVISION					
B—On-Going Rural Schemes—concl'd.					
12.	Water Supply Scheme, Mingora	Do.	0.739	..	0.739
Total On-Going Rural Scheme ..					
A—New Urban Schemes.					
PESHAWAR CIVIL DIVISION					
13.	Water Supply Scheme, Peshawar City	Un-approved.	15.500	..	6.500
Total New Urban Schemes ..					
Grand Total Public Health Engineering ..					

AND HOUSING

(Rupees in million)

Revised estimates for 1970-71	Provision for 1971-72	Foreign Exchange required for 1971-72			Source of Foreign Aid	Expenditure during subsequent years		
		Total	Own resources	Foreign Aid		1972-73	1973-74	1974-75
7	8	9	10	11	12	13	14	15
0.750	1.497	1.500	9.18	1.957
0.500	0.223	0.111
0.200	0.500	0.600	0.688	..
0.250	0.600	1.400	1.400	..
0.075	0.400	0.732	0.700	..
0.090	0.140	0.357	0.240	0.200
0.052	0.530	0.265
1.917	3.890
..	0.120
0.113	0.131
0.400	0.347
0.400	1.521
0.300	0.050	0.389
1.213	2.169
..	0.050	2.150	2.150	2.150
..	0.050
3.130	6.109

Serial No.	Name of the scheme	Status of the Scheme	Estimated cost	Estimated expenditure during the Third Plan period	4th Plan allocation
1	2	3	4	5	6
HOUSING					
On-Going Schemes :					
14.	Construction of Residential Accommodation for B. and R. Staff Peshawar Division at Mardan.	Approved.	0.500 0.810	0.227	0.583
15.	Construction of Residential Accommodation for B. and R. Division Staff at Bannu.	Do.	0.403 0.564	0.480	0.480
16.	Construction of additional accommodation for various Government Servants at Divisional Headquarter at Peshawar.	Do.	3.546 4.975	2.145	0.730
On-Going Schemes :					
HOUSING—concl'd.					
17.	Construction of Residential accommodation for Government Servants along Jamrud Road Peshawar.	Un-approved.	19.300	..	19.300
18.	Construction of Residential and Buildings for Divisional Headquarter at Saidu Sharif (Swat).	Approved.	20.000	..	20.000
Total On-Going Schemes Housing					
On-Ging Schemes :					
OFFICES AND BUILDINGS					
19.	Construction of buildings for Office and Residential purposes at Divisional headquarter at D. I. Khan.	Approved.	2.489 2.765	1.650	0.823
20.	Construction of Rest House at Peshawar.	Do.	0.400	..	0.400
Total On-Going Schemes Offices and Buildings					
Total On-Going Schemes, Buildings and Housing					

(Rupees in million)

Revised estimates for 1970-71	Provision for 1971-72	Foreign Exchange required for 1971-72			Source of Foreign Aid	Expenditure during subsequent years		
		Total	Own resources	Foreign Aid		1972-73	1973-74	1974-75
7	8	9	10	11	12	13	14	15
0.270	0.313	-
-	0.084	-	-	-	-	-
0.198	0.532	-	-
5.000	3.600	-	-	-	-	4.000	4.000	2.700
2.400	0.500	-	-	-	-	8.000	6.000	3.100
7.868	5.029	-				
0.794	0.029	-	-	-	-
0.150	0.250	..	-	-
0.944	0.279
8.812	5.308				

Serial No.	Name of the scheme	Status of the Scheme	Estimated cost	Estimated expenditure during the Third Plan period	4th Plan allocation
1	2	3	4	5	6
New Schemes					
HOUSING					
21.	Acquisition of Land for Satellite Town at Peshawar	Un-approved.	5.000	...	5.000
22.	Construction of 10 Residences at Peshawar	Do.	2.500	...	2.500
Total New Schemes Housing					
OFFICES AND BUILDINGS					
New Schemes					
23.	Construction of High Court Building at Peshawar.	Un-approved.	2.650	-	2.650
24.	Construction of Office for Ministers in the premises of Civil Secretariat.	Do.	0.381	-	0.381
25.	Construction of A. C. House at Kulachi	Do.	0.090	-	0.990
Total New Schemes Office Buildings					
Total New Schemes Buildings and Housing					
Total On-Going and New Schemes, Buildings and Housing).					
PLANNING AND DEVELOPMENT DEPTT. :					
On-Going Schemes.					
1.	Regional Development Project for N.W.F.P.	Approved.	2.172	0.475	1.697
Grand Total (Physical Planning and Housing)					
Additional Schemes					
Grand Total (Physical Planning and Housing)					

(Rupees in million)

Revised estimates for 1970-71	Provision for 1971-72	Foreign Exchange required for 1971-72			Source of Foreign Aid	Expenditure during subsequent years		
		Total	Own resources	Foreign Aid		1972-73	1973-74	1974-75
7	8	9	10	11	12	13	14	15
..	1.000
..	0.400	1.500	0.600	..
..	1.400
..	0.310	1.650	0.690	..
..	0.200	0.181
..	0.090
..	0.600
..	2.000
8.812	7.308
0.104	0.400	0.391	0.403	0.399
12.046	13.817
..	1.428
12.046	15.245

EDUCATION AND

Serial No.	Name of the scheme	Status of the Scheme	Estimated cost	Estimated expenditure during the Third Plan period	4th Plan allocation
1	2	3	4	5	6
On-Going Schemes					
PRIMARY EDUCATION					
1.	Opening of 478 Primary Schools	Un-approved	15.500	..	15.500
2.	Up-grading of 175 Primary Schools to Middle Standard.	Do.	15.860	..	15.860
Total (Primary Education)		..			
SECONDARY EDUCATION					
3.	Up-grading of 129 Middle Schools to High Standard.	Do.	28.260	..	28.260
4.	Introduction of Science Courses as compulsory subject in High Schools.	Approved.	0.087	..	0.087
5.	Construction of Building for existing High School, N.W.F.P.	Do.	0.520	..	0.520
6.	Construction of Hostel for Government High Schools.	Do.	0.780	..	0.780
7.	Opening of double and single section High Schools	Do.	6.746	1.415	2.990
8.	Construction of Building for existing High Schools	Do.	0.705	0.060	0.645
9.	Construction of Hostels for Government High Schools.	Do.	3.376	0.901	1.075
10.	Establishment of Comprehensive High Schools with Hostels and Diversified courses in Boys and Girls Schools.	Do.	9.928	2.753	7.175
11.	Introduction of Science as Compulsory subject in Secondary Schools.	Do.	0.276	..	0.188
Total (Secondary Education)		..			
COLLEGE EDUCATION					
12.	Establishment of Inter Colleges	Un-approved	4.404	..	4.404
13.	Construction of Hostel in the existing Inter and Degree Colleges.	Approved	1.950	..	1.950
14.	Construction of Building for existing Government Colleges.	Do.	1.300	..	1.300
15.	Opening of 5 new Degree Colleges comprising 2 Years B. Sc. and 3 Years Honours Course.	Do.	1.945	..	1.750
16.	Miscellaneous Schemes for improvement of Degree Colleges.	Do.	1.846	0.574	0.257

TRAINING

(Rupees in million)

Revised estimates for 1970-71	Provision for 1971-72	Foreign Exchange required for 1971-72			Source of Foreign Aid	Expenditure during subsequent years		
		Total	Own resources	Foreign Aid		1972-73	1973-74	1974-75
7	8	9	10	11	12	13	14	15
0.900	3.090	4.210	3.650	3.650
2.100	3.440	3.440	3.440	3.440
3.000	6.530			
0.360	5.511	8.439	6.975	6.975
0.081	0.006
0.300	0.220
0.160	0.620
2.700	0.22
0.630	0.015
1.000	0.075
3.500	3.000	0.675
0.135	0.053
8.866	9.720			
0.100	1.532	1.304	1.468	..
0.415	1.013	0.522
0.750	0.650
0.750	1.000
0.250	0.007

Serial No.	Name of the scheme	Status of the Scheme	Estimated cost	Estimated expenditure during Third Plan period	4th Plan allocation
1	2	3	4	5	6
17.	Construction of hostels in existing Government Inter and Degree Colleges.	Approved.	0.79	0.543	0.248
18.	Cadet College, Kohat	Do.	8.743	4.117	1.706
	Total (College Education) ..				
MISCELLANEOUS SCHEMES					
19.	Teachers Training	Do.	<u>1.607</u>	..	1.607
			1971-75		
20.	Scholarships	Do.	<u>14.800</u>	..	12.400
			1971-75		
21.	Development of Peshawar Museum	Do.	0.990	0.75	1.25
	Total (Miscellaneous Schemes) ..				
New Schemes					
PRIMARY EDUCATION					
22.	Extension and Improvement of existing Primary Schools.	Un-approved	<u>1.000</u>	..	1.00
	Total (Primary Education) ..		1972-71		
SECONDARY EDUCATION					
23.	Improvement and reconstruction of Schools building.	Do.	1.000	..	1.000
	Total (Secondary Education) ..				
COLLEGE EDUCATION					
24.	Supply of Scientific equipment to Government Intermediate and Degree Colleges.	Do.	2.000	..	2.000
25.	Improvement of Library and Reading room in Government Degree Colleges.	Do.	1.000	..	1.000
26.	Construction of Zoology and Botany Department in Government College Kohat and Physics and Chemistry Laboratory for B.Sc. Classes at Government College, Bannu.	Do.	0.436	..	0.436
27.	Supply of Furniture and Equipment to Intermediate and Degree Colleges.	Do.	0.775	..	0.775
	Total (College Education) ..				

(Rupees in million)

Revised estimates for 1970-71	Provision for 1971-72	Foreign Exchange required for 1971-72			Source of Foreign Aid	Expenditure during subsequent years		
		Total	Own resources	Foreign Aid		1972-73	1973-74	1974-75
7	8	9	10	11	12	13	14	15
0.218	0.030
0.300	0.270	0.400	0.400	0.336
2.783	4.502				
0.300	0.431	0.292	0.292	0.292
2.400	3.100	3.100	3.100	3.100
0.049	0.125
2.749	3.656				
..	0.200	0.400	0.400	..
..	0.200				
..	0.200	0.400	0.400	..
..	0.200				
..	0.400	0.500	0.500	0.600
..	0.260	0.260	0.260	0.220
..	0.218	0.218
..	0.225	0.400	0.050	0.100
..	1.103				

Serial No.	Name of the scheme	Status of the Scheme	Estimated cost	Estimated expenditure during the Third Plan period	4th Plan allocation
1	2	3	4	5	6

MISCELLANEOUS EDUCATION

Special Education

28.	Up-grading and Construction of Government Institute for the Blind at Peshawar.	Un-approved	0.185	...	0.185
29.	Grant in aid for the Abasin Art Council	Do.	0.500	...	0.500

Total New Schemes (Miscellaneous Education)

On-going Schemes

30.	Establishment of 2 New Polytechnic Institutes, (i.e.) one at D.I. Khan and other at Haripur.	Approved by PDWP	9.323 <u>1972-73</u>	5.239	3.806
31.	Construction of Building and Provision of equipment for existing Commercial Institutes (i.e. Building for Government Commercial Training Institute, Peshawar and equipment for proposed Government Commercial Institute, Mansehra).	Do.	0.451 <u>1971-72</u>	0.005	0.401
32.	Expansion of Existing Polytechnic Institute, Peshawar (i.e. construction of deficient facilities and addition of Radio Electronics and Chemical Technology Departments).	Approved	4.449 <u>1971-72</u>	2.168	2.251
33.	Establishment of Vocational Institute for Boys with 500 enrolment at Nowshera.	Do.	1.750 <u>1971-72</u>	1.180	0.570
34.	Establishment of Government Vocational Institute with 300 enrolment at Kohat.	Do.	0.900 <u>1971-72</u>	0.050	0.850

Total (On-going Schemes)

New Schemes

35.	In-Service training of Staff, Polytechnics Commercial Institute, Vocational Institutes for Boys and Vocational Institutes for Girls.	New Un-approved	0.207 <u>1974-75</u>	..	0.207
-----	--	-----------------	-------------------------	----	-------

Total (New Schemes)

Grand Total (On-going and New Schemes)

(Rupees in million)

Revised estimates for 1970-71	Provision for 1971-72	Foreign Exchange required for 1971-72			Source of Foreign Aid	Expenditure during subsequent years		
		Total	Own resources	Foreign Aid		1972-73	1973-74	1974-75
7	8	9	10	11	12	13	14	15
..	0.105	0.080
..	0.200	0.300
..	0.305
1.393	1.413	0.130	0.130	1.000
0.289	0.112
1.083	1.198	0.222	0.222
0.300	0.270	0.100	0.100
0.267	0.583	0.200	0.220
3.332	3.576	0.652	0.652
..	0.029	0.032	0.073	0.073
..	0.029
3.332	3.605	0.652	0.652

Serial No.	Name of the scheme	Status of the Scheme	Estimated cost	Estimated expenditure during the Third Plan period	4th Plan allocation
1	2	3	4	5	6
On-going Schemes					
I—HIGHER EDUCATION					
36.	Specialization/Ph. D Programme in Physical Chemistry.	Approved	1.200	0.620	0.580
37.	Provision of Residential accommodation for Teachers and Students.	Do.	2.551	..	1.651
38.	Improvement in the existing facilities and provision of Students' Union House.	Do.	2.431	..	2.431
	Total (Higher Education)
II—TECHNICAL EDUCATION					
39.	Development of Engineering College	Do.	1.452	..	1.452
	Total (Technical Education)
III—AGRICULTURE EDUCATION					
40.	Development of College of Agriculture during 4th Plan.	Do.	1.136	..	1.136
	Total (Agriculture Education)
	Total (On-going Schemes)
New Schemes					
HIGHER EDUCATION					
41.	Provision of Class-rooms and Lab. for Physics Department in Islamia College.	Un-approved	0.800	..	0.800
42.	One Tube well with elevated tank	Do.	0.170	..	0.170
	Total (New Schemes)
	Total (Education and Training)
	Total (Additional Schemes)
	Grand Total (Education and Training)

(Rupees in million)

Revised estimates for 1970-71	Provision for 1971-72	Foreign Exchange required for 1971-72			Source of Foreign Aid	Expenditure during subsequent years		
		Total	Own resources	Foreign Aid		1972-73	1973-74	1974-75
7	8	9	10	11	12	13	14	15
0.300	0.280	..	-	-	-
0.900	1.651	-	-	-	-
0.530	0.750	0.300	0.300	-	-	1.151
1.730	2.681	0.300	0.300	..				
0.500	0.952	0.215	0.215	..	-	..	-	-
0.500	0.952	0.215	0.215	..				
0.300	0.836	0.115	0.115	..	-	..	-	-
0.300	0.836	0.115	0.115	..				
2.530	4.469	0.630	0.630	..				
-	0.200	-	0.600
..	0.170	-
..	0.370				
23.260	34.660	1.282	1.282	..				
..	0.900			
23.260	35.560	1.282	1.282	..				

Serial No.	Name of the scheme	Status of the Scheme	Estimated cost	Estimated expenditure during the Third Plan period	4th Plan allocation
1	2	3	4	5	6
PESHAWAR DIVISION:					
On-going Schemes					
1.	Improvement to District Headquarters Hospital, Abbottabad.	Approved	(b) 0.630 (e) 0.118	(b) 0.470 (e) 0.118	0.160
2.	Up-grading of Civil Hospital, Hangu into Tehsil Headquarters Hospital.	Do..	(b) 0.381 (e) 0.999	(b) 0.325 (e) 0.099	..
3.	Up-grading of Civil Hospital, Nowshera	Do..	(b) 0.453 (e) 0.056	(b) 0.400	0.154
4.	Up-grading of Civil Hospital, Charsadda	Do..	(b) 0.280 (e) 0.048	(b) 0.256 (e) 0.048	..
5.	Construction of new Tehsil Headquarter Hospital, Karak.	Do.	(b) 0.891 (e) 0.119	(b) 0.450	(b) 0.441 (e) 0.119
6.	Construction of new Tehsil Headquarters Hospital, Manshehra.	Do.	(b) 1.347 (e) 0.050	(e) 0.400	(b) 0.970 (e) 0.050
7.	Installation of Stand-by Electric Generator in District Headquarters Hospitals, Kohat, Mardan, Abbottabad and T.B. Sanatorium, Dadar.	Do.	(b) 0.030 (e) 0.140	(b) 0.030	(e) 0.140
8.	Establishment of Rural Health Centres in N.W.F.P.	Do.	3.977	..	3.977
9.	Smallpox Eradication Scheme	Do.	1.065	..	1.065
10.	B.C.G. Campaign	Do.	1.065	0.562	0.503
11.	Scholarships to L.H.Vs. in the Public Health School, Peshawar.	Do.	0.335	0.213	0.122
12.	Scholarships for Dais/Nurse Dais and Midwife	Do.	0.366	0.265	0.101
13.	Scholarship to Maternity Hospital (for Midwives).	Do.	0.040	0.016	0.040
14.	Minor Work Peshawar Division	Do.	(b) 0.200	..	0.200
15.	Purchase of equipments for Rural Health Centres Havelian and Ambarkunda.	Do.	(b) 0.537 (e) 0.046	0.537	0.057
16.	Construction of M.S.D. at Peshawar	Un-approved	(b) 0.818 (e) 0.110	..	(b) 0.818 (e) 0.110
17.	Construction of Residential accommodation for Lady Doctor at C.H. Baffa.	Approved	0.039	..	0.039
18.	Improvement of District Headquarter Hospital, Mardan.	Un-approved	0.261	..	0.261
Total (Peshawar)					

Note : (b)—Buildings.
(e)—Equipment.

(Rupees in million)

LTH

Revised estimates for 1970-71	Provision for 1971-72	Foreign Exchange required for 1971-72			Source of Foreign Aid	Expenditure during subsequent years		
		Total	Own resources	Foreign Aid		1972-73	1973-74	1974-75
7	8	9	10	11	12	13	14	15
0.035	0.125
0.009 0.099
0.098	0.026	0.030	0.030	0.030
0.031
0.284	0.276	0.045	0.045
(b) 0.477	0.200	0.020	0.020	0.343
..	(e) 0.140	0.040	0.140
0.400	1.050	1.527	..	1.000
0.103	0.474	0.487
0.240	0.263
0.061	0.061
0.054	0.047
0.008	0.008	0.008	0.008	0.008
..	0.100	0.100
0.011	0.046
0.110	0.228	0.050	0.050	0.400	0.190	..
..	0.039
0.080	0.050
2.100	3.133	0.050	0.050

Serial No.	Name of the scheme	Status of the Scheme	Estimated cost	Estimated expenditure during the Third Plan period	4th Plan allocation
1	2	3	4	5	6
D. I. KHAN DIVISION					
On-going Schemes					
19.	Construction of New D.H.Q. Hospital at Bannu.	Approved	(b) 1.925 (e) 0.225	(b) 1.260 (e) 0.050	(b) 0.855 (e) 0.175
20.	Installation of Stand-by Electric Generator Sets in D.H.Q. Hospitals, D.I. Khan and Bannu.	Do.	(e) 0.070	(e) 0.070	(e) 0.015
21.	Scholarships, to Midwives in C.H. D.I. Khan	Do.	0.040	0.006	0.040
22.	Minor Works	Do.	0.100	..	0.100
	(Total On-going Schemes)	..			
MALAKAND DIVISION					
23.	Construction of two Hospitals in Malakand Division (Totakan and Buni).	Un-approved	0.240	0.121	0.120
24.	Minor works	Do.	0.100	..	0.100
	Total Malakand Division (On-going Schemes)	..			
	Total (D.I. Khan Division)	..			
	Total (Peshawar Division)	..			
GRAND TOTAL (HEALTH SERVICES)					
LADY READING HOSPITAL					
PESHAWAR DIVISION					
25.	Improvement and Expansion of Government Lady Reading Hospital, Peshawar.	Approved	1.578	..	1.578
26.	Construction of Housing Cobalt 60 Unit therapy, L.R.H., Peshawar.	Do.	0.174	..	0.174
27.	Custom duty and Octroi charges of a Cobalt unit L.R.H., Peshawar.	Do.	0.090	..	0.090
28.	Cost of a Cobalt Unit, L.R.H., Peshawar	Do.	0.380	..	0.380
	Total (Lady Reading Hospital)	..			
29.	Ayub Teaching Hospital	Do.	26.600	6.200	29.400
30.	Malaria Eradication Programme	Do.	54.129	17.002	36.725
31.	Family Planning	Do.	26.000	..	26.000
	Total (Health)	..			
	Additional Schemes	..			
	GRAND TOTAL (HEALTH)	..			

(Rupees in million)

Revised estimates for 1970-71	Provision for 1971-72	Foreign Exchange required for 1971-72			Source of Foreign Aid	Expenditure during subsequent years		
		Total	Own resources	Foreign Aid		1972-73	1973-74	1974-75
7	8	9	10	11	12	13	14	15
(b) 0.387	0.643	0.094	0.094
..	0.070
0.008	0.008	0.008	0.008	0.008
..	0.100
0.395	0.821	0.094	0.094
0.059	0.061
..	0.050	0.050
0.059	0.111
0.395	0.821	0.094	0.094
2.100	3.133	0.285	0.285
2.554	4.065	0.379	0.379
0.600	0.800	0.178
0.174
..	0.090
..	0.380
..	0.380	0.380	..	0.380
0.774	1.270	0.380	..	0.380	..	0.178
6.900	.600	4.600	4.600	5.900
9.662	8.383	IAID WHO	8.490	5.582	4.55
5.200	5.300	5.200	5.200	5.100
25.090	26.618	6.064	4.979	1.085
..	0.500
25.090	27.118	6.064	4.979	1.085

Note.—A sum of Rs. 58,16,109 is due to D.D.T. Factory, Nowshera a liability which is not included in the above figures.

SOCIAL

Serial No.	Name of the scheme	Status of the Scheme	Estimated cost	Estimated expenditure during the Third Plan period	4th Plan allocation
1	2	3	4	5	6
On-going Schemes					
1.	Continuance of 27 Urban Community Development Projects.	Approved	2.606	0.453	0.630
2.	Continuance of Grant-in-Aid to Social Welfare Council.	Do.	3.423	0.213	0.710
3.	Continuance of 48 Urban Community Development Projects.	Do.	0.251	0.121	0.630
4.	Statistic and Evaluation Cell	Do.	0.100	..	0.100
5.	Continuance of 30 Pilot Rural Community Development Projects.	Do.	1.549	0.289	1.260
6.	Grant-in-Aid to the University of Peshawar for training of Social Workers.	Do.	0.437	0.937	0.400
7.	Supervisory Services for Voluntary Community Development.	Do.	0.100	..	0.100
Total (On-going Schemes)					
GRAND TOTAL (Social Welfare)					

WELFARE

(Rupees in million)

Revised estimates for 1970-71	Provision for 1971-72	Foreign Exchange required for 1971-72			Source of Foreign Aid	Expenditure during subsequent years		
		Total	Own resources	Foreign Aid		1972-73	1973-74	1974-75
7	8	9	10	11	12	13	14	14
0.100	0.112	0.100	0.118	0.200
0.040	0.050	0.200	0.210	0.210
0.078	0.088	0.100	0.164	0.200
0.007	0.007	0.021	0.032	0.033
0.200	0.228	0.273	0.273	0.286
0.063	0.084	0.084	0.084	0.085
0.013	0.014	0.024	0.024	0.025
0.501	0.583				
0.501	0.583				

MANPOWER AND

Serial No.	Name of the scheme	Status of the Scheme	Estimated cost	Estimated expenditure during the Third Plan period	4th Plan allocation
1	2	3	3	5	6

PESHAWAR DIVISION**New Schemes**

1.	Setting up of Research, Planning and Statistical Cell at the Headquarters of the Labour Directorate, Peshawar.	Un-approved	0.280	-	0.280
----	--	-------------	-------	---	-------

Total (New Schemes)

Total (Additional Schemes)

GRAND TOTAL (MANPOWER AND EMPLOYMENT) ..

EMPLOYMENT

(Rupees in million)

Revised estimates for 1970-71	Provision for 1971-72	Foreign Exchange required for 1971-72			Source of Foreign Aid	Expenditure during subsequent years		
		Total	Own resources	Foreign Aid		1972-73	1973-74	1974-75
7	8	9	10	11	12	13	14	15
..	0.050	0.180	0.050	..
..	0.050				
..	0.560				
..	0.610				

RURAL WORKS

Serial No.	Name of the Scheme	Status of the Scheme	Estimated cost	Estimated expenditure during the Third Plan period	4th Plan allocation
1	2	3	4	5	6
On-going Schemes					
1.	Rural Works Programme	Amount allocated on yearly basis	Amount allocated on yearly basis	18.100 ..
Total (Works Programme)					

PROGRAMME

(Rupees in million)

Revised estimates for 1971-71	Provision for 1971-72	Foreign Exchange required for 1971-72			Source of Foreign Aid	Expenditure during subsequent years		
		Total	Own resources	Foreign Aid		1972-73	1973-74	1974-75
7	8	9	10	11	12	13	14	15
18.100	11.000	
18.100	11.000					

1. The first part of the document discusses the importance of maintaining accurate records of all transactions and activities. It emphasizes the need for transparency and accountability in financial reporting.

2. The second part of the document outlines the various methods and techniques used to collect and analyze data. It includes a detailed description of the experimental procedures and the tools used for data collection.

3. The third part of the document presents the results of the study, including a comparison of the different methods and techniques used. It also discusses the limitations of the study and the need for further research.

4. The fourth part of the document concludes the study and provides a summary of the findings. It also includes a list of references and a list of figures and tables.

5. The fifth part of the document discusses the implications of the study for future research and practice. It also includes a list of references and a list of figures and tables.

6. The sixth part of the document discusses the implications of the study for future research and practice. It also includes a list of references and a list of figures and tables.

7. The seventh part of the document discusses the implications of the study for future research and practice. It also includes a list of references and a list of figures and tables.

8. The eighth part of the document discusses the implications of the study for future research and practice. It also includes a list of references and a list of figures and tables.

9. The ninth part of the document discusses the implications of the study for future research and practice. It also includes a list of references and a list of figures and tables.

10. The tenth part of the document discusses the implications of the study for future research and practice. It also includes a list of references and a list of figures and tables.

ADDITIONAL SCHEMES
ANNUAL DEVELOPMENT PROGRAMME, N.W.F.P.

1971-72

413

Serial No.	Name of the scheme	Status of the Scheme	Estimated cost	Estimated expenditure during the Third Plan period	4th Plan allocation
1	2	3	4	5	6
New Schemes					
PESHAWAR DIVISION					
1.	Strengthening of Extension Services in Hazara ..	Un-approved	0.425	..	0.425
			<u>1974-75</u>		
2.	Establishment of 25 Acres Demonstration and Seed Multiplication Farm at Mansehra.	Do.	0.246	..	0.246
			<u>1974-75</u>		
3.	Maize and Millet Research Institute	Approved	-	...	2.837
	Establishment of Fruit Nursery Farm at Tarnab.	Do.	0.122	..	0.122
			<u>1974-75</u>		
4.	Additional F.A. at U.C. level in N.W.F.P. ..	Un-approved	2.137	...	2.137
			<u>1974-75</u>		
	Total (Peshawar Division) ..				
D.I. KHAN DIVISION					
5.	Additional requirement of Agriculture Research Station-cum-Hybrid Maize Seed Farm D.I. Khan.	Do.	0.762	..	0.762
			<u>1972-73</u>		
6.	Establishment of Melon development-cum-Demonstration Farm (25 Acres) at Ratta Kulachi, D.I. Khan.	Do.	0.042	..	0.042
			<u>1974-75</u>		
	Total (D.I. Khan Division) ..				
MALAKAND DIVISION					
7.	Scheme for holding <i>Melas</i> and Agriculture shows at various level in Malakand.	Do.	0.060	..	0.060
			<u>1974-75</u>		
8.	Fruit development in Malakand Division ..	Approved	0.613	..	0.613
	Total (Malakand Division) ..				
	Total (Agriculture and Agriculture Credits) ..				
II. FOODGRAINS STORAGE					
D.I. KHAN DIVISION					
9.	Bannu 1,000 tons	Un-approved	0.390	..	0.390
			<u>1972-73</u>		
PESHAWAR DIVISION					
10.	Havelian 1,000 tons	Do.	0.390	..	0.390
			<u>1972-73</u>		
	Total (Food Storage) ..				

Serial No.	Name of the scheme	Status of the Scheme	Estimated cost	Estimated expenditure during Third Plan period	4th Plan allocation
1	2	3	4	5	6

III. FORESTORY.

MALAKAND DIVISION

- | | | | | | |
|-----|--|-------------|----|----|-------|
| 11. | Construction of residential and office buildings for the officers and staff of Indus Kohistan Forest Division. | Un-approved | .. | .. | 0.375 |
|-----|--|-------------|----|----|-------|

Total (Forestry)

IV. ANIMAL HUSBANDRY

PESHAWAR DIVISION

- | | | | | | |
|-----|---|-----|----------------|----|-------|
| 12. | Improvement of Hides and Skins through control of warble Fly and Ticks and Control of liverfluke. | Do. | 1.873 | .. | 1.873 |
| | | | <u>1974-75</u> | | |

Total (Peshawar Division)

D.I. KHAN DIVISION

- | | | | | | |
|-----|---|-----|----------------|----|-------|
| 13. | Location of six bulls in D.I. Khan Division (3 each in Bannu and D.I. Khan Districts). | Do. | 0.077 | .. | 0.077 |
| | | | <u>1974-75</u> | | |
| 14. | Up-grading of 15 Veterinary Centres of Bannu and D.I. Khan Districts to full fledged Veterinary Dispensaries. | Do. | 0.306 | .. | 0.306 |
| | | | <u>1974-75</u> | | |

Total (D.I. Khan)

Total (Animal Husbandry)

V. COOPERATIVE AND RURAL CREDIT

PESHAWAR DIVISION

- | | | | | | |
|-----|--|-----|----------------|----|-------|
| 15. | Provision of Machinery at Workshop of Farm Co-operative Service Centres. | Do. | 0.480 | .. | 0.480 |
| | | | <u>1972-73</u> | | |
| 16. | Construction of Cold Storages on Co-operative basis. | Do. | .. | .. | 2.720 |

Total (Co-operative and Rural Credit)..

Grand Total (Agriculture)..

(Rupees in million)

Revised estimates for 1970-71	Provision for 1971-72	Foreign Exchange required for 1971-72			Sources of Foreign Aid	Expenditure during subsequent years		
		Total	Own resources	Foreign Aid		1972-73	1973-74	1974-75
7	8	9	10	11	12	13	14	15
..	0.050
..	0.050
..	0.025	0.848	0.500	0.500
..	0.025
..	0.020	0.019	0.019	..
..	0.022	0.104	0.081	..
..	0.042
..	0.067
..	0.200	0.280
..	0.300
..	0.500
..	1.712	0.270	0.270

Serial No.	Name of the scheme	Status of the Scheme	Estimated cost	Estimated expenditure during the Third Plan period	4th Plan allocation
1	2	3	4	5	6
New Schemes					
1.	Gagra Flow Irrigation Channel in Buner Area.	Un-approved	0.753	..	0.753
			2 years.		
2.	Nipkikhel Irrigation Scheme in Swat District	.. Un-approved	7.089
	Total (Water)	

TER

(Million Rupees)

Revised Estimates 1970-71	Provision for 1971-72	Foreign Exchange required for 1971-72			Source of Foreign Aid	Expenditure during subsequent years		
		Total	Own Resources	Foreign Aid		1972-73	1973-74	1974-75
7	8	9	10	11	12	13	14	15
..	0.500	0.253
..	0.400
..	0.900

Serial No.	Name of the scheme	Status of the Scheme	Estimated cost	Estimated expen- diture during the Third Plan period	4th Plan allo- cation
1	2	3	4	5	6
New Schemes					
1.	Preparation of feasibility studies by the Planning and Development Department.	Un-approved	0.500	..	0.500
Total (Industry)					

TRY

(Million Rupees)

Revised Estimates for 1970-71	Provision for 1971-72	Foreign Exchange required for 1971-72			Source of Foreign Aid -	Expenditure during subsequent years		
		Total	Own Resources	Foreign Aid		1972-73	1973-74	1974-75
7	8	9	10	11	12	13	14	15
..	0.340	0.200	0.200	0.200
..	0.340			

TRANSPORT AND

Serial No.	Name of the scheme	Status of the Scheme	Estimated cost	Estimated expenditure during the Third Plan period	4th Plan allocation
1	2	3	4	5	6
On-Going Schemes					
D.I. KHAN CIVIL DIVISION					
1.	Improving and Metalling D.I. Khan Dhanasar Road (Portion between D.I. Khan and Daraoan) (40 Miles).	Approved	O-4.085 R-4.870	1.328	1.131
			1971-72		
2.	Construction of Black Top Road from D.I. Khan to Chashma via Rakh Mangan Kot Hafiz Distributary (Portion D.I. Khan to Bilot) (25 Miles).	Do.	4.581	..	4.581
			1974-75		
	Total (On-going Schemes of D.I. Khan Division)				
MALAKAND CIVIL DIVISION					
3.	Construction of Warai Bridge in Mile 105 N.C.C. Road.	Do.	0.452	..	0.452
			1971-72		
4.	Construction of Darora Bridge in Mile 115 N.C.C. Road.	Do.	0.382	..	0.382
			1971-72		
5.	Construction of Chokiatan Bridge in Mile 123 N.C.C. Road.	Do.	0.578	..	0.578
			1971-72		
6.	Black Topping of Kalam Road	Do.	0.866	0.562	0.313
			1971-72		
	Total (On-going Schemes of Malakand Civil Division)				
	Total (On-going Schemes Communications) ..				
PESHAWAR CIVIL DIVISION					
7.	Reconditioning and Widening of Mardan Swabi Road (27.68 Miles).	Un-approved	4.727	..	4.727
			1974-75		
8.	Improvement and Black Topping Khaki Paniali Road with link to Tatar (7.50 Miles).	Approved	0.750	..	0.750
			1973-74		
9.	Construction of High Level Bridge Over Kabul River At Nowshera.	Un-approved	8.750	..	8.750
			1974-75		
10.	Construction of New Bridge in Mile 230/ on G.T. Road (25/Roadway).	Approved	0.396	..	0.396
			1971-72		
11.	Widening of Kohat Khushalgarh Road (Section between Kohat Cantonment and Pre-Cadet College) (4.625 Miles).	Un-approved	0.734	..	0.734
			1972-73		

COMMUNICATION

(Rupees in million)

Revised estimates for 1970-71	Provision for 1971-72	Foreign Exchange required for 1971-72			Source of Foreign Aid	Expenditure during subsequent years		
		Total	Own resources	Foreign Aid		1972-73	1973-74	1974-75
7	8	9	10	11	12	13	14	15
1.031	0.100
0.201	1.000	1.100	1.100	1.100
1.232	1.100
0.252	0.200
0.200	0.182
0.300	0.278
0.123	0.190
0.875	0.850
2.107	1.950
..	0.500	1.400	1.400	1.427
..	0.100	0.350	0.300	..
..	0.300	2.880	2.800	2.770
..	0.396
..	0.300	0.434

Serial No.	Name of the scheme	Status of the Scheme	Estimated cost	Estimated expenditure during the Third Plan period	4th Plan allocation
1	2	3	4	5	6
PESHAWAR CIVIL DIVISION.— contd.					
	Construction of Shingle Road in Allai area of Hazara District.	Un-approved	4.000
12.	Construction of Shingle Road from Thakot to Banna (Portion from Banna up to junction of Battagram Paimal Sharif Road) (7.00 Miles).	Do.	0.700	..	0.700
			1972-73		
13.	Providing Multi Junction near Bala Hisar Railway Bridge.	Do.	0.050	..	0.050
			1971-72		
14.	Construction of Bridge in mile 247/4 G.T. road ..	Do.	0.480	..	0.480
	Total (New schemes of Peshawar Civil Division)				
MALAKAND CIVIL DIVISION					
15.	Widening of Lowari Top Ziarat Road (14.00 Miles).	Do.	1.276	..	1.276
			1972-73		
16.	Construction of Black Top Road from Timergara to Dir. (42 Miles).	Do.	11.666	..	6.566
			Beyond Fourth Plan.		
	Total (New Schemes of Malakand Civil Division).				
D.I. KHAN CIVIL DIVISION					
17.	Improvement and Widening of Bannu D.I. Khan Road (Portion From D.I. Khan to Air Port. 7 Miles) (20 black top width).	Approved	0.700	..	0.700
			1972-73		
	Total (New Schemes of D.I. Khan Civil Division)				
ALLOCABLE TO ALL DIVISIONS					
18.	Minor Works	Un-approved	0.050	..	0.050
			1971-72		
	Total New Schemes (Communications).				
	GRAND TOTAL (ROADS)				
II. ROAD TRANSPORT					
19.	Provision of Mini Buses for G.T.S., N.W.F.P.	Do.	0.600	..	0.600
			1971-72		
	GRAND TOTAL (TRANSPORT AND COMMUNICATION)				

(Rupees in million)

Revised estimates for 1970-71	Provision for 1971-72	Foreign Exchange required for 1971-72			Source of Foreign Aid	Expenditure during subsequent years		
		Total	Own resources	Foreign Aid		1972-73	1973-74	1974-75
7	8	9	10	11	12	13	14	15
..	0.400
..	0.290	0.410
..	0.050
..	0.480
..	2.816
..	0.500	0.500	0.276	..
..	0.850	2.000	2.000	1.716
..	1.350
..	0.700
..	0.700
..	0.050
..	4.916
2.107	6.866
..	0.600	0.130	..	0.130
..	0.600	0.130	..	0.130
2.107	7.466	0.130	..	0.130

PHYSICAL PLANNING

Serial No.	Name of the scheme	Status of the Scheme	Estimated cost	Estimated expenditure during the Third Plan period	4th Plan allocation
1	2	3	4	5	6
New Schemes					
POLICE					
1.	Construction of Wireless Station at Police Lines No. 2, Kohat.	Un-approved	0.073	..	0.073
2.	Construction of infectious diseases ward in Police Lines, D.I. Khan.	Do.	0.047	..	0.047
Total (New Schemes Basic Development)					
PESHAWAR DIVISION					
New Rural Schemes					
3.	Water Supply Schemes, Saraj Khel	Un-approved	0.277	..	0.277
D.I. KHAN DIVISION					
4.	Water Supply Schemes, Muddi	Do.	0.082	..	0.082
5.	Water Supply Schemes, Mosazai, PHASE-I ..	Do.	0.150	..	0.150
6.	Water Supply Scheme, Daraban Kalan ..	Do.	0.186	..	0.186
7.	Water Supply Scheme, Lakki	Do.	0.093	..	0.093
8.	Sinking of one additional tube well at Kulachi.	Do.	0.085	..	0.085
MALAKAND DIVISION					
New Schemes					
9.	Water Supply Scheme, Chakdara	Un-Approved	0.168	..	0.168
Total (New Rural Water Supply Schemes)					
HOUSING					
10.	Addition of Comptroller's Office block in Government House.	Un-Approved	0.067	..	0.067
			1972		
11.	Construction of Residential accommodation for the District Headquarter at Chitral.	Do.	0.800	..	0.200
			1971-72 to 1972-73		
Total (New Schemes Building and Housing)					
GRAND TOTAL (PHYSICAL PLANNING AND HOUSING)					

AND HOUSING

(Rupees in million)

Revised estimates for 1970-71	Provision for 1971-72	Foreign Exchange required for 1971-72			Source of Foreign Aid	Expenditure during subsequent years		
		Total	Own resources	Foreign Aid		1972-73	1973-74	1974-75
7	8	9	10	11	12	13	14	15
..	0.073
..	0.047
..	0.120
..	0.277
..	0.082
..	0.150
..	0.186
..	0.093
..	0.085
..	0.168
..	1.041
..	0.067
..	0.200	0.600
..	0.267
..	1.428

EDUCATION AND

Serial No.	Name of the scheme	Status of the Scheme	Estimated cost	Estimated expenditure during the Third Plan period	4th Plan allocation
1	2	3	4	5	6
TECHNICAL EDUCATION					
New Schemes :					
1.	Establishment of Government Vocational Institute for Women at Peshawar.	Un-approved	1.018	..	1.018
			<u>1973-74</u>		
Total (New Schemes Technical Education).					
HIGHER EDUCATION :					
2.	Improvement of existing facilities in the Medical College, University of Peshawar.	Un-approved	3.150	..	3.150
			<u>1973-74</u>		
Total (New Scheme Higher Education)					

TRAINING

(Rupees in million)

Revised estimates for 1970-71	Provision for 1971-72	Foreign Exchange required for 1971-72			Source of Foreign Aid	Expenditure during subsequent years		
		Total	Own resources	Foreign Aid		1972-73	1973-74	1974-75
7	8	9	10	11	12	13	14	15
..	0.200	0.500	0.318	..
..	0.200
..	0.500	1.000	1.650	..
..	0.500

Serial No.	Name of the scheme	Status of the Scheme	Estimated cost	Estimated expenditure during the Third Plan Period	4th Plan allocation
------------	--------------------	----------------------	----------------	--	---------------------

1	2	3	4	5	6
---	---	---	---	---	---

PLANNING AND DEVELOPMENT DEPTT.

New Schemes

FEASIBILITY/RESEARCH STUDIES

1.	Preparation of feasibility Studies by the Planning and Development Department.	Un-approved (P.C-II under preparation).	8.000	..	8.000
----	--	---	-------	----	-------

Total—(Feasibility Research Studies) ..

GRAND TOTAL (EDUCATION AND TRAINING) ..

(Rupees in million)

Revised estimates for 1970-71	Provision for 1971-72	Foreign Exchange required for 1971-72			Source of Foreign Aid	Expenditure during subsequent years		
		Total	Own resources	Foreign Aid		1972-73	1973-74	1974-75
7	8	9	10	11	12	13	14	15
..	0.200	0.200	0.200	0.200
..	0.200				
..	0.900				

Serial No.	Name of the scheme	Status of the Scheme	Estimated cost	Estimated expenditure during the Third Plan period	4th Plan allocation
1	2	3	4	5	6
New Schemes					
D.I. KHAN DIVISION					
1.	Up-grading of C.H., D.I. Khan Un-approved	1.977	..	1.917
			<u>1973-74</u>		
	Total (Health.)	

LTH

(Rupees in million)

Revised estimates for 1970-71	Provision for 1971-72	Foreign Exchange required for 1971-72			Source of Foreign Aid	Expenditure during subsequent years		
		Total	Own resources	Foreign Aid		1972-73	1973-74	1974-75
7	8	9	10	11	12	13	14	15
..	0.500	1.000	0.477	..
..	0.500				

MANPOWER AND

Serial No.	Name of the scheme	Status of the Scheme	Estimated cost	Estimated expenditure during the Third Plan peirod	4th Plan allo-cation
1	2	3	4	5	6
New Schemes					
PESHAWAR DIVISION					
1.	Occupational Rehabilitation Centre, Ghazi	.. Un-approved	3.026	..	3.026
Total (New Schemes Labour)			

EMPLOYMENT

(Rupees in million)

Revised estimates for 1970-71	Provision for 1971-72	Foreign Exchange required for 1971-72			Source of Foreign Aid	Expenditure during subsequent years		
		Total	Own resources	Foreign Aid		1972-73	1973-74	1974-75
7	8	9	10	11	12	13	14	15
..	0.560	0.720	1.746	..
..	0.560			

ACCOUNT STATEMENT

1997-1998

DATE	DESCRIPTION	AMOUNT	BALANCE
01/01/97	OPENING BALANCE		100.00
02/15/97	DEPOSIT	50.00	150.00
03/10/97	WITHDRAWAL	(20.00)	130.00
04/05/97	DEPOSIT	30.00	160.00
05/20/97	WITHDRAWAL	(40.00)	120.00
06/15/97	DEPOSIT	20.00	140.00
07/10/97	WITHDRAWAL	(10.00)	130.00
08/05/97	DEPOSIT	10.00	140.00
09/15/97	WITHDRAWAL	(10.00)	130.00
10/10/97	DEPOSIT	10.00	140.00
11/05/97	WITHDRAWAL	(10.00)	130.00
12/01/97	DEPOSIT	10.00	140.00
01/01/98	CLOSING BALANCE		140.00

TOTAL DEPOSITS: 200.00
 TOTAL WITHDRAWALS: (160.00)
 CLOSING BALANCE: 140.00

BALUCHISTAN

437—438

ATTACHED FILE

200-115

DEVELOPMENT PROGRAMME 1971-72
SUMMARY—BALUCHSITAN

(Million in Rupees)


Sl. No.	Name of the sector	Provision for 1971-72	Foreign Exchange for 1971-72		required
			Total	Own Resources	
1	2	3	4	5	6
1.	Agriculture	7.832	2.800	..	2.800
2.	Water	7.315	1.550	1.200	0.350
3.	Industry	1.100	0.500	..	0.500
4.	Fuels and Minerals
5.	Transport and Communications	16.764	1.744	0.500	1.244
6.	Physical Planning and Housing	5.478
7.	Education and Training	3.586
8.	Health	3.355	0.710	..	0.710
9.	Family Planning	0.440	0.110	..	0.110
10.	Social Welfare
11.	Manpower	0.330	0.200	0.200	..
12.	Works Programme	5.500
	Total (Gross)	51.700	7.614	1.900	5.714
	Less (Shortfall)	4.700
	Total (Net)	47.000	7.614	1.900	5.714

DEVELOPMENT PROGRAMME 1971-72

SUMMARY—BALUCHISTAN

(Million in Rupees)

Sl. No.	Name of the sector	On-going	New	Total (On-going)
1.	Agriculture	7.166	0.666	7.832
2.	Water	3.850	4.950	8.800
3.	Industry	1.100	1.100
4.	Fuels and Minerals
5.	Transport and Communications	13.794	2.970	16.764
6.	Physical Planning and Housing	3.113	0.880	3.993
7.	Education and Training	1.496 0.500	1.540 ..	3.036 0.550
8.	Health	2.970	0.385	3.355
9.	Family Planning	0.440	..	0.440
10.	Social Welfare
11.	Manpower	0.330	..	0.330
12.	Works Programme	5.500	..	5.500
	Total (Gross)	39.209	12.491	51.700
	Less (Shortfall)			4.700
	Total (Net)			47.000



**AGRICULTURE
SUMMARY**

(Million in Rupees)

Sl. No.	Sub-Header	On-going	New	Total (On-going and New)
1	2	3	4	5
I.	Agriculture and Agriculture credit	0.220	0.061	0.281
II.	Animal Husbandry	0.390	..	0.390
III.	Co-operatives	0.110	..	0.110
IV.	Fisheries	5.720	0.330	6.050
V.	Food Storages	0.726	..	0.726
VI.	Forestes	0.275	0.275
Total (Agriculture) ..		7.166	0.666	7.832

Serial No.	Name of the Scheme	Status of the Scheme	Estimated cost	Estimated expenditure during the Third Plan period	4th Plan allocation
1	2	3	4	5	6
AGRICULTURE AND AGRICULTURAL CREDITS					
On-going Schemes					
AGRICULTURE RESEARCH					
1.	Estt : of Research-cum-seed multiplication farms at Gidder in Kalat Division.	Approved	1.754		
	Total (Agriculture On-going)				
New Schemes					
2.	Research on pistachio cultivation under arid conditions at higher altitudes of Baln.	Do.	0.087		
	Total (New)				
	Total (Agriculture, Research)				
	Total Agriculture				
On-going Schemes					
II. ANIMAL HUSBANDRY					
3.	Extension of poultry in rural area in Baln	Approved	0.800	0.050	
4.	Modernization of existing Poultry Farms and opening of New ones in Baln (Qta).	Do.	0.999	0.164	
5.	Estt : of poultry Rearing and Demonstration Units. (Quetta).	Do.	0.515	0.056	
6.	Estt : of multi-purpose sheep res ; Station in Baluchistan (Quetta).		2.344		
	Total (Animal Husbandry)				
III. CO-OPERATIVES					
7.	Installation of Tube Wells on cooperative basis, Quetta.	Do.			
	Total (Cooperative)				
IV. FISHERIES					
8.	Modernization of Fish curing Yard Ormara and Jiwani Ports.	Do.	1.345	0.600	
9.	Fish Harbour Gwader	Do.	54.691	0.500	
	Total (On-going)				

CULTURE

(Rupees in million)

Revised estimates for 1970-71	Provision for 1971-72	Foreign Exchange required for 1971-72			Source of Foreign Aid	Expenditure during subsequent years		
		Total	Own resources	Foreign Aid		1972-73	1973-74	1974-75
7	8	9	10	11	12	13	14	15
0.382	0.220	0.510	0.422	0.240
0.382	0.220			
..	0.060	0.010	0.011	0.011
..	0.060			
0.382	0.280			
0.382	0.280			
0.021	0.023	0.024	0.024	0.024
0.087	0.081	0.132	0.041	0.045
0.037	0.054	0.053	0.053	0.053
0.294	0.232	0.160	0.163	0.165
0.439	0.390			
0.065	0.110
0.065	0.110			
0.900	0.220	0.080
..	5.500	2.600	..	2.600	..	20.000	14.700	10.000
0.900	5.720	2.600	..	2.600	..			

Serial No.	Name of the scheme	Status of the Scheme	Estimated cost	Estimated expenditure during the Third Plan period	4th Plan allocation
1	2	3	4	5	6
New Schemes					
10.	Marketing of Fish at Baluchistan ports ..	Approved	1.856
11.	Mechanical Workshop at Pasni ..	Do.	0.950
12.	Patrolling Launches ..	Do.	0.715	0.112	..
	Total (New)	..			
	Total (Fisheries)	..			
On-going Schemes					
V. FOOD STORAGE					
13.	Constn : of House Type Godowns of the capacity of 3,000 Tons at Quetta.	Do.	1.272
14.	Constn : of House type godowns of the capacity of 1,000 Tons at Mastung.	Do.	0.440
15.	Const : of House type godowns of 500 Tons capacity at Nushki.	Do.	0.225
16.	Const : of House type godowns of 500 Tons capacity at Mach.	Do.	0.224
17.	Const : of House type godowns of the capacity of 500 Tons at Turbat.	Do.	0.298
	Total (Food grains Storage) ..				
New Schemes					
18.	Artificial ground water re-charge in Quetta Valley.	Approved	2.365
	Total (Forestry) ..				
GRAND TOTAL (AGRICULTURE) ..					

(Rupees in million)

Revised estimates for 1970-71	Disbursement for 1971-72	Foreign Exchange required for 1971-72			Source of Foreign Aid	Expenditure during subsequent years		
		Total	Own resources	Foreign Aid		1972-73	1973-74	1974-75
7	8	9	10	11	12	13	14	15
..	0.110	1.055	0.500	..
..	0.110	0.100	..	0.100	..	0.454	0.244	..
..	0.110	0.100	..	0.100	..	0.514
..	0.330	0.200	..	0.200				
0.900	6.050	2.800	..	2.800				
..	0.550
..	0.077
2.032	0.039
..	0.022
..	0.038
2.032	0.726				
..	0.275	0.358	0.462	0.489
..	0.275				
3.818	7.832	2.800	..	2.800				

Serial No.	Name of the scheme	Status of the Scheme	Estimated cost	Estimated expenditure during the Third Plan period	4th Plan allocation
1	2	3	4	5	6
On-going Schemes Irrigation					
1.	Wam Tangi Irrigation Scheme (Harnai)	.. Approved	4.340	0.803 (1.095)	..
2.	Sangsilla Irrigation Scheme (Dera Bugti)	.. Do.	0.436	0.066 (0.220)	..
3.	Muranj Irrigation Scheme (Dera Bugti area)	.. Do.	0.920	0.051 (0.254)	..
4.	Dad Irrigation scheme (Marri Area) Do.	0.888
5.	Mandai Irrigation Scheme (Marri Aea) Do.	0.175
6.	Delay Action Dams in Quetta/Pishin Distt : at Gulistan and Bagha Killa Abdullah Do.	2.405
	Total (On-going)			
New Schemes Irrigation					
7.	Constt : of Weir on old Loi viala Do.	0.150
8.	Dasht Goran Irri : Scheme (Dera Bugti) Do.	0.150
9.	Delay Action Dams Do.	1.050
10.	Kot Khan Mohd Irri : Scheme Do.	0.175
11.	Nkri Irrig : Scheme (near Barkhan Town) Do.	0.150
12.	Nasik Irri : Scheme (near Sanjawi) Do.	0.030
13.	Improvement and Lining of Gurgogi viala in Musa Khel Tehsil. Do.	0.060
14.	Trifurcation of Gidri Shah Lakhara in Bela District. Do.	0.527
15.	Saman Irrigation Scheme near Pir Umar (near Khuzdar). Do.	0.300
16.	Joi-e-Gul Mohd at Basima Do.	0.150
17.	Purchase of Power Do.
	(a) Rigs and Compressors
	(b) Ground/surface water Development in Baluchistan. Do.	2.200
	Total (New)			
	Grand Total (Water)			

ER

(Rupees in million)

Revised estimates for 1970-71	Provision for 1971-72	Foreign Exchange required for 1971-72			Source of Foreign Aid	Expenditure during subsequent years		
		Total	Own resources	Foreign Aid		1972-73	1973-74	1974-75
7	8	9	10	11	12	13	14	15
1.044	0.660
..	0.110
..	0.220
0.100	0.550
0.175	0.110
1.455	0.770
2.774	2.420
..	0.165
..	0.165
..	0.330
..	0.176
..	0.165
..	0.033
..	0.066
..	0.550
..	0.220
..	0.165
..	0.660	0.350	..	0.350
..	2.200	1.200	1.200
..	4.895	1.550	1.200	0.350
2.774	7.315	1.550	1.200	0.350

Serial No.	Name of the Scheme	Status of the Scheme	Estimated cost	Estimated expenditure	4th Plan allocation
1	2	3	4	5	6
New Schemes					
1.	Industrial Estate at Uthal	Approved	8.000
Total (Industry) ..					

TRY

(Rupees in million)

Revised estimates for 1970-71	Provision for 1971-72	Foreign Exchange required for 1971-72			Source of Foreign Aid	Expenditure during subsequent years		
		Total	Own resources	Foreign Aid		1972-73	1973-74	1947-75
7	8	9	10	11	12	13	14	15
0.500	1.100	0.500	..	0.500	..	3.000	2.000	1.000
0.500	1.100	0.500	..	0.500				

TRANSPORT AND

Serial No.	Name of the scheme	Status of the Scheme	Estimated cost	Estimated expenditure during the Third Plan period	4th Plan allocation
1	2	3	4	5	6
On-Going Schemes					
ROADS					
1.	R. C. D. Highway	Approved	150.000	28.169	..
2.	Construction of Bridge over Hub River (Lasbela)	Do.	4.800	13.732	..
3.	Construction of bridge and culverts between Hub and Uthal.	Do.	2.500
4.	Construction of 3 miles road connecting ends of Hanna Sinjdi and Spez and Degari road in Sorrange Degari Coal Fields.	Do.	2.030	1.347 0.353	..
5.	Construction of Major Bridges over Watta Nullah Between Hub and Uthal.	Do.	1.950
6.	Construction of Killa Saifullah Fortsandeman Road Mile 116—126 (Phase I).	Do.	1.200
7.	Khuzdar-Jhal-Usta Mohd Road (Improvement of 28 miles in Usta Mohd. Bhag Head Section Phase I).	Do.	1.500
8.	Improvement of Gwader-Pasni Road (Phase I) ..	Do.	2.000
9.	Black topped road at Namak Pass	Do.	0.708	0.721	..
	Total (On-Going)
New Schemes					
10.	Black topping of Usta Mohd. Bhag Head Road (Usta Mohd. Khuzdar Link).	Do.	2.000
11.	Construction of Killa Saifullah Fortsandeman Road (Phase II).	Do.	1.000
12.	(a) Construction of Road from Suntsar Rest House to Irrigation Power House linking the tube Wells.	Do.	0.200
	(b) Ormara—A waran Road	Do.	0.220
	Total New (Schemes)
GRAND TOTAL (TRANSPORT AND COMMUNICATION) ..					

COMMUNICATIONS

(Rupees in million)

Revised estimates for 1970-71	Provision for 1971-72	Foreign Exchange required for 1971-72			Source of Foreign Aid	Expenditure during subsequent years		
		Total	Own resources	Foreign Aid		1972-73	1973-74	1974-75
7	8	9	10	11	12	13	14	15
16.000	8.250	1.244	..	1,244	..	30.000	20.000	4.000
1.000	2.420	0.500	0.500
0.700	0.550	0.800
0.300	0.220
0.700	0.924	0.100
0.800	0.440
0.900	0.660
0.400	0.110	1.000	0.500	..
0.200	0.220
21.000	13.794	1.744	0.500	1.244
..	0.550	1.500
..	2.090	0.600
..	0.110
..	0.220
..	2.970
21.000	16.764	1.744	0.500	1.244

PHYSICAL PLANNING

Serial No.	Name of the scheme	Status of the Scheme.	Estimated cost	Estimated expenditure during the Third Plan period	4th Plan allocation
1	2	3	4	5	6

I. GOVT. OFFICE BUILDING AND HOUSING

On-Going Schemes

1.	Additional Office Accommodation at Quetta ..	Approved	1.130
2.	Commissioner Office at Quetta ..	Do.	0.535
3.	Residential accommodation for Officers and Staff at Khuzdar (Phase I).	Do.	1.816
4.	Residence for Four Senior Officers at Quetta ..	Do.	0.536
5.	Additional Residential accommodation for staff at Khuzdar (Phase II).	Do.	0.420
6.	Additional Residential accommodation for Ministerial Establishment at Quetta (Phase II).	Do.	1.200
7.	Construction of 16 Junior Officers residence (Phase II).	Do.	1.200
8.	(i) Miscellaneous <i>Ad hoc</i> departmental requirements for completion of on-going projects.	Do.
	(ii) Minor Works ..	Do.
	Total (On-Going) ..				

New Schemes

9.	Constructin of residential and Office accommodation for various departments in Kalat Division.	Do.	1.500
10.	Construction of residential and Office accommodation for various departments in Quetta Division.	Do.	1.000
	Total (New Schemes) ..				
	Total (Govt. Office Buildings and Housing) ..				

II. WATER SUPPLY.

P.H.E.

1.	Guader Water Supply Scheme ..	Do.	4.800
2.	Completion of Mastung Water Supply Schemes ..	Do.	0.050
	Total (Water Supply) ..				

GRAND TOTAL (PHYSICAL PLANNING AND HOUSING)

AND HOUSING

(Rupees in million)

Revised estimates for 1970-71	Provision for 1971-72	Foreign Exchange required for 1971-72			Source of Foreign Aid	Expenditure during subsequent years		
		Total	Own resources	Foreign Aid		1972-73	1973-74	1974-75
7	8	9	10	11	12	13	14	15
0.300	0.880
0.140	0.385
1.816	0.018
0.260	0.268
0.300	0.132
0.200	0.550	0.200
0.150	0.550	0.200
..	0.220
0.100	0.110
3.266	3.113
..	0.550	0.500
..	0.330	0.400
..	0.880
3.266	3.993
3.500	1.430
..	0.055
3.500	1.485
6.766	5.478

1911

The first part of the report
 deals with the general
 conditions of the country
 and the progress of the
 work during the year.

The second part of the report
 deals with the results of the
 investigations and the
 conclusions reached.

The third part of the report
 deals with the financial
 statement and the
 accounts of the year.

The fourth part of the report
 deals with the general
 remarks and the
 suggestions for the future.

The fifth part of the report
 deals with the general
 remarks and the
 suggestions for the future.

The sixth part of the report
 deals with the general
 remarks and the
 suggestions for the future.

EDUCATION AND TRAINING

SUMMARY

(Million Rupees)

Sl. No.	Name of the Sub-Sector	On-Going	New	(On-Going and New)
1	2	3	4	5
1.	I. Primary Education	0.407	0.495	0.902
2.	II. Secondary Education	0.126	0.550	0.676
3.	III. Teachers Education	0.220	0.220
4.	IV. Technical Education	0.259	0.110	0.369
5.	V. College Education	0.704	0.165	0.869
6.	VI. Research and Evaluation	0.550	..	0.550
GRAND TOTAL (EDUCATION AND TRAINING)		2.046	1.540	3.586

Serial No.	Name of the scheme	Status of the Scheme	Estimated cost	Estimated expenditure during the Third Plan period	4th Plan allocation
1	2	3	4	5	6

On-Going Schemes**I. PRIMARY EDUCATION****UPGRADATION OF PRIMARY SCHOOLS TO MIDDLE STANDARD**

1.	Completion of Buildings of already Upgraded Schools at :—	Approved	2.837	1.359 (0.965)	..
	(i) Kahan (0.40) including Provision for art Courses.				
	(ii) Jhalmagsi (0.30).				
	(iii) Other Places (0.80).				
2.	Construction of Buildings for Government Middle Schools at :—	Do.	1.000
	(i) Ahmedoon (Sibi).				
	(ii) Drug (Loralai).				
	(iii) Mallezai (Quetta)				
	(iv) Shinger Ragha (Kharan).				
	(v) Nokjo (Kalat).				
	(vi) Zard Ghulam Jan. .. (Kalat).				
	(vii) Mergharh (Krachi).				
	(viii) Balnigore (Mekran).				
	(ix) Mosani (Lasbela).				
	(x) Rawani (Lasbela).				
	(xi) Sui (Sibi).				

Total (Primary Education)

II. SECONDARY EDUCATION, UPGRADATION OF MIDDLE SCHOOLS TO HIGH STANDARD.

3.	Completion of Buildings for already upgraded Schools remaining work for :—	Do.	0.355
	(i) Lady Sandeman Girls High Schools, Quetta (1.00).				
	(ii) Other Schools (0.45).				
4.	Construction of Building for Government Girls High School Fortsandeman.	Do.	0.508	0.400	..

Total (Secondary Education)

TRAINING

(Rupees in million)

Revised estimates for 1970-71	Provision for 1971-72	Foreign Exchange required for 1971-72			Source of Foreign Aid	Expenditure during subsequent years		
		Total	Own resources	Foreign Aid		1972-73	1973-74	1974-75
7	8	9	10	11	12	13	14	15
0.513	0.132
0.500	0.275
1.013	0.407				
0.355	0.110
0.083	0.017
0.438	0.127

Serial No.	Name of the Scheme	Status of the Scheme	Estimated cost	Estimated expenditure during the Third Plan period	4th Plan allocation
1	2	3	4	5	6
III. TEACHER'S EDUCATION					
IV. TECHNICAL EDUCATION					
5.	Equipment for Government Commercial Institute, Quetta.	Approved.	0.440
6.	Establishment of Polytechnic Institute, Quetta (Completion of Building)	Do.	3.600	3.308	..
			<u>4.008</u>		
	Total (Technical Education)	..			
V. COLLEGE EDUCATION					
7.	Establishment of Inter College at Turbat (Construction of College Building).	Do.	1.120
8.	Construction of Science Block for Government College for Women, Quetta.	Do.	0.600
9.	Construction of Hostel for Government College, Quetta.	Do.	} 0.874	0.374	..
10.	Construction of Hostel for Government College, Khuzdar.	Do.			
	Total (College Education)	..			
	Total (On-going) Education	..			
New Schemes					
I. PRIMARY EDUCATION					
11.	Opening of New Primary Schools (Provisions of construction subsidy @ Rs. 500/- per school, for 100 Schools with particular emphasis, on Girl Education).	Do.	0.683
12.	Improvement of existing Primary School petty Conts.	Do.	0.800
13.	Upgradation of Primary Schools to Middle Standard (6 Schools in 1971-72).	..	4.000
	Total (Primary Education)	..			

(Rupees in million)

Revised estimates for 1970-71	Provision for 1971-72	Foreign Exchange required for 1971-72			Source of Foreign Aid	Expenditure during subsequent years		
		Total	Own resources	Foreign Aid		1972-73	1973-74	1974-75
7	8	9	10	11	12	13	14	15
0.025	0.083
0.500	0.176
0.525	0.259
0.200	0.220	0.400	0.120	..
0.100	0.176	0.300
..	0.220	0.150
..	0.088
0.300	0.704
2.276	1.496
..	0.055	0.200	0.200	0.188
..	0.110	0.200	0.200	0.200
..	0.330	1.000	1.000	1.000
..	0.495

Serial No.	Name of the scheme	Status of the Scheme	Estimated cost	Estimated expenditure during Third Plan period	4th Plan allocation
1	2	3	4	5	6
II. SECONDARY EDUCATION					
14.	Upgradation of Middle Schools to High Standard 3 Schools 1971-72.	Approved	2.400
15.	Construction of Hostels for two high Schools ..	Do.	0.850
16.	Construction of set of Flats for Headmistress and set of 4 Flats for Single mistresses.	Do.	1.800
Total (Secondary Education)					
III. TEACHERS EDUCATION					
17.	Improvement of Training Schools for Women, Quetta.	Do.	0.200
18.	Improvement of Training Schools for men, Mastung.	Do.	0.625
19.	Establishment of Teachers Training Unit at Panjgur.	Do.	0.150
20.	Establishment of Teachers Training Unit at Bela.	Do.	0.150
Total (Teachers Education)					
IV. TECHNICAL EDUCATION					
21.	Establishment of Polytechnic Institute Quetta—Construction of Laboratories and Upgrading.	Do.	1.000
Total (Technical Education)					
V. COLLEGE EDUCATION					
22.	Construction of additional Class Rooms ..	Do.	1.350
23.	Other Miscellaneous Schemes for Improvement of Colleges.	Do.	2.400
Total (College Education)					
Total N. Education					

(Rupees in million)

Revised estimates for 1970-71	Provision for 1971-72	Foreign Exchange required for 1971-72.			Source of Foreign Aid	Expenditure during subsequent years		
		Total	Own resources	Foreign Aid		1972-73	1973-74	1974-75
7	8	9	10	11	12	13	14	15
..	0.330	0.600	0.600	0.600
..	0.110	0.200	0.200	0.200
..	0.110	0.300	0.500	0.800
..	0.550
..	0.055	0.100
..	0.055	0.300	0.200	..
..	0.055	0.100
..	0.055	0.100
..	0.220
..	0.110
..	0.110
..	0.055	0.300	0.400	0.500
..	0.110	0.500	0.700	0.900
..	0.165
..	1.504

Serial No.	Name of the scheme	Status of the Scheme	Estimated cost	Estimated expenditure during Third Plan period	4th Plan allocation
1	2	3	4	5	6

On-Going Schemes**RESEARCH AND EVALUATION**

1.	Research and Evaluation Cell Approved	3.800
2.	Feasibility and Research Studies Do.	2.000

Total (Research and Evaluation) ..

GRAND TOTAL (EDUCATION AND TRAINING) ..

000.0 000.0 000.0

000.0 000.0 000.0

(Rupees in million)

Revised estimates for 1970-71	Provision for 1971-72	Foreign Exchange required for 1971-72			Source of Foreign Aid	Expenditure during subsequent years		
		Total	Own resources	Foreign Aid		1972-73	1973-74	1974-75
7	8	9	10	11	12	13	14	15
1.000	0.330	0.500	0.800	1.000
0.300	0.220	0.400	0.400	0.600
1.300	0.550				
2.276	3.586				

Serial No.	Name of the scheme	Status of the Scheme	Estimated cost	Estimated expenditure during Third Plan period	4th Plan allocation
1	2	3	4	5	6
On-Going Schemes					
1.	(a) Improvement and Expansion of Sandeman (Civil) Hospital.	Approved	B-1.525 E-0.300	1.018	..
	(b) Quetta Fatima Jinnah T. B. Sanitorium ..	Do.	0.946
2.	Re-construction of Health Department Buildings at Kohlu Duki and Barkhan.	Do.	E-0.489
3.	Expansion of Civil Hospital, Turbat ..	Do.	B-0.618 B-0.934	0.449	..
4.	Construction of Rural Health Centre, Pasni ..	Do.	B-0.352 B-0.518	0.170	..
5.	Malaria Eradication Programme ..	Do.	10.000
6.	Family Planning ..	Do.	2.500
	Total (On-Going) ..				
New Schemes					
7.	Construction of Rural Health Centre, Dera Bugti	Do.	B-0.600 E-0.090
8.	Construction of Rural Health Centre, Kohlu ..	Do.	B-0.600 E-0.090
9.	Upgrading of Civil Hospital Gwadur into R. H. Centre.	Do.	B-0.800 E-0.170
10.	Construction of Rural Health Centre, Bela ..	Do.	B-0.200 E-0.090
11.	Construction of Civil Dispensary Dame (Lasbela)	Do.	B-0.100 E 0.050
	Total (New Schemes) ..				
	GRAND TOTAL (HEALTH) ..				

LTH

(Rupees in million)

Revised estimates for 1970-71	Provision for 1971-72	Foreign Exchange required for 1971-72			Source of Foreign Aid	Expenditure during subsequent years		
		Total	Own resources	Foreign Aid		1972-73	1973-74	1974-75
7	8	9	10	11	12	13	14	15
0.300	0.330	0.255	0..	0.255
0.795	0.440
0.180	0.286
0.218	0.220	--	--	--	--	--	--	--
--	0.154	--	--	--	--	0.174	--	--
1.400	1.540	0.300	--	0.300	--	2.200	2.500	2.500
0.400	0.440	0.110	--	0.110	--	0.400	0.500	0.800
3.293	3.410	0.665	..	0.665				
..	0.099	0.030	..	0.030	--	0.300	0.100	--
..	0.044	0.030	..	0.030	..	0.200	0.200	..
..	0.022	0.015	..	0.015	..	0.400 0.150	0.300	..
..	0.055	0.040	..	0.040	..	0.025	..	--
..	0.165	0.040	..	0.040	--	--
..	0.385	0.155	..	0.155				
3.293	3.795	0.820	..	0.820				

EMPLOYMENT

(Rupees in million)

Revised estimates for 1970-71	Provision for 1971-72	Foreign Exchange required for 1971-72			Source of Foreign Aid	Expenditure during subsequent years		
		Total	Own resources	Foreign Aid		1972-73	1973-74	1974-75
7	8	9	10	11	12	13	14	15
0.512	0.330	0.200	0.200	..				
0.512	0.330	0.200	0.200	..				

WORKS

Serial No.	Name of the scheme	States of the Scheme	Estimated cost	Estimated expen- diture during Third Plan period	4th Plan allo- cation
1	2	3	4	5	6

WORKS PROGRAMME

1. Rural Works Programme	Approved	28.100
--------------------------	----	----	----	----------	--------	-----	-----

Total (Works Programme)							
-------------------------	--	--	--	--	--	--	--

PROGRAMME

(Rupees in million)

Revised estimates for 1970-71	Provision for 1971-72	Foreign Exchange required for 1971-72			Source of Foreign Aid	Expenditure during subsequent years		
		Total	Own resources	Foreign Aid		1972-73	1973-74	1974-75
7	8	9	10	11	12	13	14	15
5.100	5.500	5.500	6.000	6.500
5.100	5.500				

1870

1871

1872

1873

1874

1875

1876

1877

1878

1879

1880

1881

1882

1883

1884

1885

1886

1887

1888

1889

1890

1891

1892

1893

1894

1895

B. PROGRAMME OF THE AUTONOMOUS BODIES

1. WAPDA
2. WPADC
3. WPIDC
4. WPSIC
5. P.W.R.

THE UNIVERSITY OF CHICAGO
DIVISION OF THE PHYSICAL SCIENCES
DEPARTMENT OF CHEMISTRY

REPORT OF THE COMMITTEE ON THE
PROGRESS OF THE WORK

1957

1958

1959

1960

1961

THE UNIVERSITY OF CHICAGO
DIVISION OF THE PHYSICAL SCIENCES
DEPARTMENT OF CHEMISTRY

DEVELOPMENT PROGRAMME, 1971-72

AUTONOMOUS BODIES

BODY-WISE SUMMARY

(Million Rupees)

Sl. No.	Name of the Agency/Sector	Provision for 1971-72	Foreign Exchange required for 1971-72		
			Total	Own Resources	Foreign Aid
1	2	3	4	5	6
I. WAPDA :					
(1)	Water	107.521	14.349	0.020	14.329
(2)	Power	380.000	106.840	18.650	88.190
	Total (WAPDA)	487.521	121.189	18.670	102.519
II. WPADC :					
(1)	Water	18.056	0.200	0.200	—
(2)	Agriculture :				
	(i) Agriculture (Proper)	53.801	38.116	1.016	37.100
	(ii) Animal Husbandry	0.644	—	—	—
	(iii) Colonization	4.265	—	—	—
	(iv) Forest	1.100	—	—	—
	Total (Agriculture)	59.810	38.116	1.016	37.100
(3)	Transport and Communications	1.858	—	—	—
	Total (WPADC)	79.724	38.116	1.016	37.100
III. WPIDC :					
(1)	Industry	71.000	5.500	1.210	4.290
(2)	Fuels and Minerals	4.200	1.090	0.790	0.300
	Total (WPIDC)	75.200	6.590	2.000	4.590
IV. WPSIC :					
(1)	Industry	7.555	—	—	—
	Total (WPSIC)	7.555	—	—	—
V. P.W.R. :					
(1)	Transport and Communications	120.000	490.071	—	49.071
	Total (P.W.R.)	120.000	490.071	—	49.071
	GRAND TOTAL	770.000	215.166	21.886	193.280

DEVELOPMENT PROGRAMME, 1971-72

AUTONOMOUS BODIES

SECTOR-WISE SUMMARY

(Million Rupees)

Sl. No.	Name of the Sector	Provision for 1971-72	Foreign Exchange required for 1971-72		
			Total	Own Resources	Foreign Aid
1	2	3	4	5	6
1. Agriculture :					
	(i) WPADC	59.810	38.116	1.016	37.100
	Total (Agriculture) ..	59.810	38.116	1.016	37.100
2. Water :					
	(i) WPADC	18.056	0.200	0.200	—
	(ii) WAPDA	107.521	14.349	0.020	14.329
	Total (Water)	125.577	14.549	0.220	14.329
3. Power :					
	(i)	380.000	106.840	18.650	88.190
	Total (Power)	380.000	106.840	18.650	88.190
4. Industry :					
	(i) WPIDC	71.000	5.500	1.210	4.290
	(ii) WPSIC	7.555	—	—	—
	Total (Industry)	78.555	5.500	1.210	4.290
5. Fuels and Minerals :					
	(i) WPIDC	4.200	1.090	0.790	0.300
	Total (Fuels and Minerals) ..	4.200	1.090	0.790	0.300
6. Transport and Communications :					
	(i) WPADC	1.858	—	—	—
	(ii) P.W.R.	120.000	49.071	—	49.071
	Total (Transport and Communication)	121.858	49.071	—	49.071
	GRAND TOTAL	770.000	215.166	21.886	193.280

477
DEVELOPMENT PROGRAMME, 1971-72

AUTONOMOUS BODIES
PROVINCE-WISE SUMMARY

(Million Rupees)

Sl. No.	Name of the Agency/Sector	Provision for 1971-72	Foreign Exchange required for 1971-72		
			Total	Own Resources	Foreign Aid
1	2	3	4	5	6
I. Punjab :					
1.	WAPDA (Water)	72.000	8.364	0.020	8.344
2.	WPADC	36.000	26.574	0.678	25.896
3.	WPIDC	30.000	2.340	0.150	2.190
		141.000	37.278	0.848	36.430
II. Sind :					
1.	WAPDA (Water)	17.000	4.129	—	4.129
2.	WPADC	29.000	7.874	0.454	7.420
3.	WPIDC	29.300	1.490	0.690	0.800
4.	WPSIC	1.500	—	—	—
		75.800	13.493	1.144	12.349
III. N.W.F.P. :					
1.	WAPDA (Water)	15.316	1.550	—	1.550
2.	WPADC	8.504	3.772	0.062	3.710
3.	WPIDC	14.400	2.060	0.960	1.100
4.	WPSIC	2.280	—	—	—
		40.500	7.382	1.022	6.360
IV. Baluchistan :					
1.	WAPDA (Water)	3.205	0.306	—	0.306
2.	WPADC	6.220	0.096	0.022	0.074
3.	WPIDC	2.500	0.700	0.200	0.500
4.	WPSIC	0.775	—	—	—
	Total (Baluchistan)	12.700	1.102	0.222	0.880
	GRAND TOTAL (Allocable Prog.)	270.000	59.255	3.236	56.019
Un-allocable Programme :					
1.	WAPDA (Power)	380.000	106.840	18.650	88.190
2.	P.W.R. (T & C)	120.000	49.071	—	49.071
	Total (Un-allocable)	500.000	155.911	18.650	137.261
	GRAND TOTAL	770.000	215.166	21.886	193.280

PART I
BODY-WISE SECTORAL PROGRAMME
(UN-ALLOCABLE AND ALLOCABLE)

(479—80)

Faint, illegible text at the top of the page, possibly a header or title.

STANDARD INDUSTRIAL CLASSIFICATION
MANUFACTURING

Faint, illegible text in the middle of the page, possibly a classification code or description.

(31-111)


DEVELOPMENT PROGRAMME, 1971-72

AUTONOMOUS BODIES

BODY-WISE SUMMARY

(Million Rupees)

Sl. No.	Name of the Agency/Sector	Provision for 1971-72	Foreign Exchange required for 1971-72		
			Total	Own Resources	Foreign Aid
1	2	3	4	5	6
I. WAPDA :					
(1) Water	107.521	14.349	0.020	14.329
(2) Power	380.000	106.840	18.650	88.190
	Total (WAPDA)	487.521	121.189	18.670	102.519
II. WPADC :					
(1) Water	18.056	0.200	0.200	—
(2) Agriculture :					
(i) Agriculture (Proper)	53.801	38.116	1.016	37.100
(ii) Animal Husbandry	0.644	—	—	—
(iii) Colonization	4.265	—	—	—
(iv) Forest	1.100	—	—	—
	Total (Agriculture)	59.810	38.116	1.016	37.100
(3) Transport and Communications	1.858	—	—	—
	Total (WPADC)	79.724	38.116	1.016	37.100
III. WPIDC :					
(1) Industry	71.000	5.500	1.210	4.290
(2) Fuels and Minerals	4.200	1.090	0.790	0.300
	Total (WPIDC)	75.200	6.590	2.000	4.590
IV. WPSIC :					
(1) Industry	—	—	—	—
	Total (WPSIC)	7.555	7.555	—	—
V. P.W.R. :					
(1) Transport and Communications	120.000	490.071	—	49.071
	Total (P.W.R.)	120.000	490.071	—	49.071
	GRAND TOTAL	770.000	215.166	21.886	193.280



WAPDA

(483)

WAPDA

Sl. No.	Name of scheme	Status of the scheme	Estimated cost	Estimated Expenditure during Third Plan
1	2	3	4	5
WATER				
ON-GOING SCHEMES				
A. Water Development				
1.	Khanpur Dam Project	Approved/Revised PCI with CDWP	178.000	44.827
2.	Karachi Irrigation Project	Do.	190.750	43.988
3.	Gomal zam Project	Revised PCI with CDWP.	383.600	25.320
4.	Tanda Dam Project	Revised PCI with CDWP.	66.840	26.520
5.	Chashma Right Bank Canal	PCI under preparation.	144.000 (Approx : cost)	—
B. MISC/General				
6.	General Investigations	PCI for 4th Plan submitted	135.900	123.407
C. Reclamation				
7.	SCARP-Rechna Doab	Approved.	95.325	—
8.	SCARP-II (Chaj Doab)	Approved/Revised PCI under submission.	508.160	246.166
9.	SCARP-III (Lower Thal)	Approved.	224.450	191.626
10.	SCARP-IV (Upper Rechna)	Do.	310.980	125.391
11.	SCARP-Rohri North	Do.	180.190	38.727
12.	SCARP-Khairpur	Do.	152.870	131.893
13.	SCARP-Larkana-Sikarpur	Revised PCI with PDWP.		
		Stage I	26.630	22.332
		Stage-II	32.400	—
14.	Mona Experimental Project	Approved	7.650	3.560
	Total (on-going Schemes)		2637.745	1023.757
NEW SCHEMES				
Reclamation				
15.	SCARP-Pibbi Pilot Project	PCI submitted to Government for approval.	11.400	—
16.	Anti-Water Logging Peshawar city	PCI under submission.	2.800	—
17.	Tubewells in D.I. Khan	PCI under preparation.	—	—
18.	Dasht Area Tubewells (in Baluchistan)	Do.	—	—
	Total (new Schemes)		14.200	—
	GRAND TOTAL—Water		2651.945	1023.757

4th plan allocation	Revised Estimates 1970-71	Provision for 1971-72	Foreign Exchange required for 1971-72			Source of Foreign Aid	
			Total	Own Resources	Foreign Aid		
6	7	8	9	10	11	12	
133.000	12.300	(15.000 Provided in Central ADP)			—		
144.900	14.309	(20.000 Provided in Central ADP)			—		
—	—	1.500	—	—	—		
—	0.270	—	—	—	—		
144.000	1.660	3.650	—	—	—		
162.000	15.276	10.680	1.500	—	1.500		US AID
—	0.006	—	—	—	—		
139.300	66.569	41.000	4.160	—	4.160		US AID
37.600	36.754	20.000	3.050	0.010	3.040		Yugoslave protocol and KWF loan.
11.600	17.185	5.000	0.410	0.010	0.400		Yugoslave Protocol
150.000	25.026	14.000	4.029	—	4.029		Yugoslave Protocol
—	2.889	2.064	—	—	—		
—	0.890	—	—	—	—		
32.400	—	—	—	—	—		
10.000	1.064	0.786	—	—	—		
1988.557	194.099	98.680	13.149	2.000	11.149		
—	—	4.416	1.000	—	1.000		
—	—	1.400	0.200	—	0.200		
—	—	2.000	—	—	—		
—	—	1.025	—	—	—		
—	—	8.841	1.200	—	1.200		
1988.557	194.099	107.521	14.349	2.000	12.349		


AGENCY :
SECTOR :

Sl. No.	Name of scheme	Status of the Scheme	Estimated cost	Estimated Expenditure during Third Plan
1	2	3	4	5
POWER :				
ON-GOING SCHEMES				
Generation				
1.	Hyderabad Thermal	Approved.	44.300	3.250
2.	Hyderabad Thermal Extension	Do.	39.130	23.180
3.	Sukkur Thermal	Do.	67.530	12.080
4.	Sukkur Thermal Extension	Do.	78.600	58.220
5.	N.G.P.S. Multan Extension	PC-I with CDWP.	140.750	1.910
6.	Quetta Thermal Station	Approved.	47.320	1.870
7.	N.G.P.S. Lyallpur	Do.	145.300	133.650
8.	Mobile Generating Equipment	Do.	23.950	19.780
9.	Additional Mobile Generating Equipment	PC-I with CDWP.	90.000	85.340
10.	Two Additional Gas Turbines	Approved.	25.000	12.280
11.	Quetta Thermal Extension. Units 3 and 4	Do.	44.690	0.530
12.	Guddu Thermal	PC-I with CDWP.	788.000	200.620
13.	Mangla Hydro Extension	Approved.	120.000	51.840
14.	Mangla 7 and 8	PC-I with CDWP.	109.000	—
15.	Providing 30 M.W. Additional Thermal Generation in Quetta.	Approved.	3.200	—
16.	Tarbela Units 1, 2, 3 and 4	PC-I with CDWP.	150.000	—
17.	Gujranwala Hydel	Approved.	51.100	0.570
Transmission				
18.	West Pakistan High Tension Grid	Do.	121.090	0.750
19.	2nd Circuit Multan-Lyallpur	Do.	24.530	18.150
20.	N. Z. Transmission Line	Approved.	122.360	—
21.	N. Z. Transmission Line, Ext.	Originally appd : for 80 million. PC-I for Unit No. 5, 6, 7 and 8, is with CDWP.	137.000	92.540
22.	S. Z. Transmission	PC-II with ECNEC	34.000	8.100
23.	500 K.V. Tarbela Lyallpur	PC-II with ECNEC	14.320	—
24.	Three 220 K.V. Circuit between Tarbela-Wah	PC-I with CDWP.	55.670	—
25.	S. T. and Grid Station	PC-I with CDWP.	580.000	—
Distribution				
26.	Distribution of Power in West Pakistan	PC-I with CDWP.	850.000	—
27.	Research and Test Laboratory	Approved.	4.700	3.930
Total (Power)			3924.689	79.150

WAPDA
POWER

(Million Rupees)

4th plan allocation	Revised Estimates 1970-71	Provision for 1971-72	Foreign Exchange required for 1971-72			Source of Foreign Aid
			Total	Own Resources	Foreign Aid	
6	7	8	9	10	11	12
—	0.046	—	—	—	—	—
—	—	0.900	0.170	—	0.170	6th UK Loan
—	0.060	—	—	—	—	Canadian Aid
—	0.580	0.400	—	—	—	—
—	—	—	—	—	—	—
—	—	0.130	—	—	—	—
—	0.584	0.100	—	—	—	US AID Loan No. 83
—	2.421	—	—	—	—	—
—	2.227	0.470	—	—	—	Italian and French
5.100	2.274	10.460	6.500	—	6.500	—
36.790	1.783	4.500	2.000	—	2.000	(i) Italian Loan for Con- sultants. (ii) German Loan for Eqpt.
436.930	121.030	84.950	16.060	4.620	11.440	Czech, Swiss, Italian and USSR.
49.200	23.600	21.960	5.110	1.000	4.110	(i) 2nd Czech Credit. (ii) KFW German Loan.
90.000	0.010	4.000	0.500	—	0.500	—
50.000	—	0.500	—	—	—	—
150.000	11.700	16.400	6.090	4.270	1.820	9th Yen Credit.
—	0.210	—	—	—	—	—
—	0.010	0.130	—	—	—	—
—	0.230	—	—	—	—	—
24.140	23.910	10.860	2.170	—	2.170	US AID
75.000	0.910	42.260	20.000	—	20.000	Italian Credit.
470.000	4.700	6.000	5.260	5.260	—	USSR.
150.000	0.600	2.000	1.000	—	1.000	Not finalized.
30.000	—	0.500	—	—	—	—
380.000	74.840	88.480	33.780	0.300	33.480	USA, French, Canada, Germany, Denmark and Yugoslavia.
850.000	110.240	85.000	8.200	3.200	5.000	—
—	0.170	—	—	—	—	—
2827.160	382.135	380.000	106.840	18.650	88.190	—



WPADC

(489)

AGENCY :
SECTOR :

Serial No.	Name of scheme	Status of the scheme	Estimated cost	Estimated Expdt. during 3rd plan
1	2	3	4	5
I. WATER :				
On-Going Schemes				
1.	Guddu Barrage Project (Other than Head Works).	Approved.	474.806	556.415
			615.079	
2.	G. M. Barrage Project (Other than Head Works) . . .	Do.	410.640	430.419
			451.609	
3.	Development of Ground Water Guddu Barrage Left Bank.	Do.	9.161	5.196
4.	G. M. Barrage Drainage Works	Do.	152.400	101.966
			350.000	
5.	Flood Protection Works in G. M. Barrage ..	Do.	5.000	4.164
6.	Flood Protection Works in Guddu Barrage ..	Do.	7.000	16.692
7.	Construction Link Canal from down Stream of out-fall regulator to R.D. 108 of K.B. Feeder Lower, G. M. Barrage.	Do.	26.427	12.860
8.	Construction of Chichali Dam	Do.	2.413	5.236
			4.818	
9.	Construction of Dhurnal Dam	Do.	1.595	1.759
10.	Construction of Dhok Tahlian Dam	Do.	0.949	1.150
11.	Construction of Qibla Bandi Dam. (Site 349) ..	Do.	1.331	1.675
12.	Obtaining mechanical equipment for construction of Small Dams.	Do.	2.413	1.454
13.	General Investigation for Small Dams Sites in Northern and Southern Area.	Do.	1.787	1.917
14.	Vehoa Pick-up-Weir	Do.	1.170	0.750
15.	Nirali Dam	Do.	0.825	1.016
			1.015	
16.	Dungi Dam	Do.	0.941	1.491
			1.491	
17.	Ratti Kassi Dam	Do.	0.557	0.740
			0.740	
18.	Bango Dam	Do.	0.114	0.119
19.	Construction of Kandar Dam	Do.	1.796	2.094
			2.600	
20.	Construction of Chattri Dam. (Site 482) ..	Do.	1.166	1.300
21.	Construction of Seri Pick-up-Weir	Do.	0.117	0.122
22.	Construction of Kahl Dam	Do.	1.900	2.050
23.	General Investigation for Small Dams Sites in Hilly Area of N.W.F.P.	Un-approved	0.798	
Total—On-Going Schemes ..			2532.658	1150.575

**WPADC
WATER**

(Million Rupees)

4th plan allocation	Revised Estimates 1970-71	Provision for 1971-72	Foreign Exchange required for 1971-72			Source of Foreign Aid
			Total	Own Resources	Foreign Aid	
6	7	8	9	10	11	12
60.000	6.480	8.306	0.100	0.100	—	—
50.000	6.480	3.500	0.100	0.100	—	—
0.600	0.270	0.200	—	—	—	—
55.000	9.000	2.400	—	—	—	—
5.000	0.900	0.050	—	—	—	—
7.000	1.800	0.150	—	—	—	—
18.100	4.500	1.900	—	—	—	—
—	0.376	—	—	—	—	—
—	0.045	—	—	—	—	—
Block Pro- vision for Small Dams.	0.115	—	—	—	—	—
30.000	0.528	—	—	—	—	—
—	0.325	0.100	—	—	—	—
—	0.435	—	—	—	—	—
—	0.750	0.150	—	—	—	—
—	0.025	—	—	—	—	—
—	0.045	—	—	—	—	—
—	0.020	—	—	—	—	—
—	0.003	—	—	—	—	—
—	0.450	0.500	—	—	—	—
—	0.170	—	—	—	—	—
—	0.021	—	—	—	—	—
—	0.030	—	—	—	—	—
—	0.150	0.250	—	—	—	—
225.700	32.918	17.506	0.200	0.200	—	—

Serial No.	Name of scheme	Status of the scheme	Estimated cost	Estimated Expend. during 3rd plan
1	2	3	4	5
New Schemes				
1.	General Investigation for Selection of Dams site 1971—73 in Hilly Area of Punjab.	Un-approved.	0.790	—
2.	Chanda Dam	Do.	1.543	—
	Total—New Schemes ..		2.333	—
	Total—Water		2534.991	1150.575
II. AGRICULTURE				
(i) Agriculture and Agr. Credit :				
On-Going Schemes				
1.	Manure and Fertilizer (Subsidy)		416.580	691.115
2.	Subsidy on Seed Distribution		35.000	17.665
3.	Scheme for Field Inspection and Certification of High Grade quality of Seeds (Establishment of Seed Testing Laboratories).		4.698	1.371
4.	Construction of Agriculture Department Buildings in Guddu.	Approved	1.765	1.457
5.	Soil and Water Testing Laboratories in Guddu ..	Do.	0.324	0.351
6.	Construction of WPADC Workshop, Hyderabad ..	Do.	4.542	1.892
7.	Residential and Non-residential Buildings for Agriculture Department in G.M. Barrage.	Do.	1.904	0.860
8.	Agricultural Development Estates Project Karachi (P.C. II).	Do.	0.727	0.790
9.	Soan Valley Land Improvement Project	Do.	71.237	52.874
10.	Pilot Project for Production of Seed Potato on 60 acres Farm near Quetta	Do.	0.911	0.180
11.	F.A.O. Scheme for introduction of Sprinkler Irrigation at Islamabad	Do.	0.834	0.459
	Total—On-Going Schemes ..		538.522	769.014
New Schemes				
1.	Agricultural Development Estates, Karachi (P.C. I).	Un-Approved.	2.133	—
2.	Establishment of Potato Farm in N.W.F.P. ..	Do.	0.988	—
	Total—New Schemes ..		3.121	—
	Total—Agriculture and Agricultural Credits		541.643	769.014

(Million Rupees)

4th plan allocation	Revised Estimates 1970-71	Provision for 1971-72	Foreign Exchange required for 1971-72			Source of Foreign Aid
			Total	Own Resources	Foreign Aid	
6	7	8	9	10	11	12
	—	0.050	—	—	—	—
	—	0.500	—	—	—	—
	—	0.550	—	—	—	—
225.700	32.918	18.056	0.200	0.200		
416.580	62.161	50.200	37.100	—	37.100	S.S.A./Canada/Norway
35.000	1.591	0.905	1.000	1.000	—	—
4.698	0.225	0.301	0.016	0.016	—	—
0.500	0.180	—	—	—	—	—
0.124	0.054	0.045	—	—	—	—
3.100	0.450	—	—	—	—	—
1.244	0.180	—	—	—	—	—
0.135	0.135	—	—	—	—	—
95.000 (Block)	2.940	2.000	—	—	—	—
0.911	0.180	—	—	—	—	—
0.834	0.459*	(3.77 Provided in Central A.D.P.)	—	—	—	—
558.126	68.555	53.415	38.116	1.016	37.100	
2.133	—	0.200	—	—	—	—
—	—	0.150	—	—	—	—
2.133		0.350	—	—	—	—
560.259	68.555	53.801	38.116	1.016	37.100	

*F.A.O. Assistance.

Serial No.	Name of scheme	Status of the scheme	Estimated cost	Estimated Expdt. during 3rd plan
1	2	3	4	5
(ii) Animal Husbandry :				
On-Going Schemes				
1.	Red Sindhi Cattle Farm, Tando Mohd Khan in G. M. Barrage.	Approved	2.244	2.522
2.	Opening of 10 Veterinary Hospitals in G. M. Barrage.	Do.	1.705	1.838
3.	Livestock Development and Research Farm for Kundi Buffaloes in Guddu.	Do.	3.404	2.658
4.	Training and Employment of Stock Assistants at Union Council Level in G.M. Barrage.	Do.	0.321	0.304
5.	Strengthening of Animal Husbandry and Veterinary Aid Organization in G.M. Barrage.	Do.	0.206	0.233
6.	Training and Employment of Stock Assistants in Guddu Barrage.	Do.	0.579	0.466
7.	Purchase and Maintenance of Breeding Bulls in Guddu.	Do.	0.204	0.196
8.	Sterngthening of Animal Husbandry and Veterinary Aid Organization in Guddu.	Do.	0.521	0.403
9.	Purchase and Maintenance of Breeding Bulls in G.M. Barrage.	Do.	0.201	0.171
10.	Livestock Development and Research Farm for Dhani Cattle and Hissar Dale Sheep, Kherimurat.	Do.	1.491	1.990
11.	Development of Livestock Farm, Kherimurat	Do.	0.175	0.211
12.	Bhagnari Cattle-cum-Baluchi Sheep Farm, Usta Mohd Khan, Guddu.	Do.	3.773	2.505
13.	Dairy Factory, Islamabad	Do.	2.447	2.202
14.	Dairy Farm, Islamabad	Do.	1.834	1.135
Total—Animal Husbandry.			19.105	16.834

(Million Rupees)

4th plan allocation	Revised Estimates 1970-71	Provision for 1971-72	Foreign Exchange required for 1971-72			Source of Foreign Aid
			Total	Own Resources	Foreign Aid	
6	7	8	9	10	11	12
3.000	0.180	0.450 0.250	—	—	—	—
		0.200				
0.180	0.180	—	—	—	—	—
0.800	0.180	0.400 0.200	—	—	—	—
		0.200				
0.090	0.090	—	—	—	—	—
0.027	0.027	—	—	—	—	—
0.285	0.135	0.135	—	—	—	—
0.111	0.054	0.038	—	—	—	—
0.113	0.054	0.046	—	—	—	—
0.115	0.050	0.025	—	—	—	—
0.150	0.135	—	—	—	—	—
0.050	0.045	—	—	—	—	—
0.200	0.337	—	—	—	—	—
2.447	2.202	(4.90 Provided in Central A.D.P.)				
1.834	1.135	(5.33 Provided in Central A.D.P.)			—	—
9.402	4.824	0.644				

Serial No.	Name of scheme	Status of the scheme	Estimated cost	Estimated Expd. during 3rd Plan
1	2	3	4	5
(iii) Colonization				
ON-GOING SCHEMES				
1.	Rectangulation Works in Guddu Barrage ..	Approved	3.972 <u>6.721</u>	5.145 ■
2.	Marketing Centres and Mandi Towns (Tando Ikram and Gharc) and preparation of Plans for Mandi Towns in G. M. Barrage.	Do.	3.023	2.514
3.	Scheme for Development of Kabuli and Nakabuli Land in G. M. Garrage.	Do.	36.744 <u>62.880</u>	37.114
4.	Scheme for Development of Kabuli and Nakabuli Land in Guddu.	Do.	61.646 <u>102.675</u>	58.972
Total—Colonization ..			<u>277.661</u>	<u>103.745</u>

(Million Rupees)

4th plan allocation	Revised Estimates 1970-71	Provision for 1971-72	Foreign Exchange required for 1971-72			Source of Foreign Aid
			Total	Own Resources	Foreign Aid	
6	7	8	9	10	11	12
1.936	0.360	0.200	—	—	—	—
0.783	0.274	0.065	—	—	—	—
28.416	2.659	2.000	—	—	—	—
48.960	4.257	2.000				
80.095	7.550	4.265				

Serial No.	Name of scheme	Status of the scheme	Estimated cost	Estimated expdt. during 3rd plan
1	2	3	4	5
(iv) Cooperatives				
ON-GOING SCHEMES				
1.	Organization of Cooperative Marketing Societies in Guddu Barrage.	Approved	1.065	0.617
2.	Organization of Union Council Service and Supply Cooperative Societies in Guddu Barrage.	Do.	0.638	0.405
Total—Cooperative ..			1.703	1.019

(Million Rupees)

4th plan allocation	Revised Estimates 1971-72	Provision for 1971-72	Foreign Exchange required for 1971-72			Source of Foreign Aid
			Total	Own Resources	Foreign Aid	
6	7	8	9	10	11	12
0.569	0.121	—	—	—	—	
0.236	0.078	—	—	—	—	
0.805	0.199	—	—	—	—	—

Serial No.	Name of scheme	Status of the scheme	Estimated cost	Estimated expdt. during 3rd plan
1	2	3	4	5
(v) Forestry				
ON-GOING SCHEMES				
1.	Irrigated Plantation over 30,000 acres in G.M. Barrage (Part-I).	Approved	11.677	7.242
2.	Irrigated Plantation over 30,000 acres in G. M. Barrage (Part-II).	Do.	9.446	3.449
3.	Guddu Barrage Afforestation Scheme	Do.	28.816	5.540
4.	Planting of Canalside Land-strips over a length of 1110 miles in Guddu.	Do.	5.802	1.731
5.	Planting of Road side Land-strips over a length of 300 miles in G. M. Barrage.	Do.	4.454	1.262
6.	Planting of Canalside Land-strips over a length of 400 miles in G. M. Barrage.	Do.	1.946	0.991
7.	Planting of Roadside Land-strips over a length of 300 miles in Guddu Barrage.	Do.	1.400	1.419
8.	Kalari Lake Afforestation Scheme	Do.	0.408	0.234
Total (Forests) ..			63.949	21.868

(Million Rupees)

4th plan allocation	Revised Estimates 1971-72	Provision for 1971-72	Foreign Exchange required for 1971-72			Source of Foreign Aid
			Total	Own Resources	Foreign Aid	
6	7	8	9	10	11	12
12.400	0.913	0.225	—	—	—	—
10.000	0.688	0.225	—	—	—	—
8.000	1.561	0.415	—	—	—	—
2.000	0.372	0.075	—	—	—	—
1.200	0.270	0.050	—	—	—	—
1.500	0.349	0.050	—	—	—	—
1.200	0.302	0.050	—	—	—	—
0.264	0.090	0.010	—	—	—	—
36.564	4.545	1.100	—	—	—	—

Serial No.	Name of scheme	Status of the scheme	Estimated cost	Estimated Expend. during 3rd plan
1	2	3	4	5
(vi) Fisheries				
ON-GOING SCHEMES				
1.	Development and Exploitation of Fisheries in Small Dams.	Approved	0.493	0.090
Total Fisheries			0.493	0.090

(Million Rupees)

4th plan allocation	Revised Estimates 1970-71	Provision for 1971-72	Foreign Exchange required for 1971-72			Source of Foreign Aid
			Total	Own Resources	Foreign Aid	
6	7	8	9	10	11	12
0.493	0.090	—	—	—	—	—
0.493	0.090					

Serial No.	Name of scheme	Status of the scheme	Estimated cost	Estimated Expt. during 3rd plan
1	2	3	4	5
(iii) Transport and Communications :				
ON-GOING SCHEME				
1.	Ghulam Mohammad Barrage Roads	Approved	55.943	47.080
			<u>115.845</u>	
2.	Guddu Barrage Roads	Do.	22.357	21.839
			<u>81.006</u>	
Total—Transport and Communication			<u>275.151</u>	<u>68.919</u>

(Million Rupees)

4th plan allocation	Revised Estimates 1970-71	Provision for 1971-72	Foreign Exchange required for 1971-72			Source of Foreign Aid
			Total	Own Resources	Foreign	
6	7	8	9	10	11	12
—	4.050	1.158	—	—	—	—
—	2.700	0.700	—	—	—	—
—	6.750	1.858				

(1) The first part of the document is a list of names and addresses of the members of the committee. The names are listed in alphabetical order. The addresses are listed in the same order as the names.

(2) The second part of the document is a list of names and addresses of the members of the committee. The names are listed in alphabetical order. The addresses are listed in the same order as the names.

(3) The third part of the document is a list of names and addresses of the members of the committee. The names are listed in alphabetical order. The addresses are listed in the same order as the names.

(4) The fourth part of the document is a list of names and addresses of the members of the committee. The names are listed in alphabetical order. The addresses are listed in the same order as the names.

(5) The fifth part of the document is a list of names and addresses of the members of the committee. The names are listed in alphabetical order. The addresses are listed in the same order as the names.

(6) The sixth part of the document is a list of names and addresses of the members of the committee. The names are listed in alphabetical order. The addresses are listed in the same order as the names.

(7) The seventh part of the document is a list of names and addresses of the members of the committee. The names are listed in alphabetical order. The addresses are listed in the same order as the names.

WPIDC

507

Serial No.	Name of scheme	Status of the scheme	Estimated cost	Estimated Expdt. during the 3rd plan period
1	2	3	4	5
ON GOING SCHEMES				
A. Heavy Industry				
1.	Heavy Mechanical Complex	Approved	181.000	109.790
2.	Central Foundary and Forge	Do.	176.070	0.890
3.	Heavy Electrical Complex	Un-apprvoed	200.000	7.930
4.	Heavy Electronic Survey Feasibility Study ..	Do.	0.500	..
5.	Pakistan Machine Tool Factory Landhi	Do.	275.590	11.750
6.	General Refractories Ltd., Landhi	Do.	14.140	..
	Sub-Total (A)			
B. General Industry				
7.	Forest Industries Complex	Approved	62.800	9.090
8.	Development of Swat China Clay :			
	(a) Elutriation Plant	Do.	4.640	} 1.030
	(b) Ceramic Compley	Un-approved	27.990	
9.	Feasibility Study of Sea Salt Works	Do.	0.500	..
	Sub-Total (B)			
C. Mining Industry				
10.	Development of Degari Coal Mines	Approved	38.100	17.860
11.	Chilghazi Iron Ore Development Scheme	Un-approved	1.250	..
12.	Punjab Mineral Development Project (Survey)	Do.	0.600	..
13.	Mineral Development Project in Sind	Do.	0.600	..
14.	Mineral Development Survey in N.W.F.P.	Do.	1.000	..
15.	Baluchistan Mineral Development	Do.	2.050	..
	Sub-Total (C)			
D. Miscellaneous				
16.	Management Development Programme including export marketing wing.	Approved	4.060	4.060
	Sub-Total (D)			
Total —On Going Schemes (A, B, C and D) ..				

**WPIDC
INDUSTRIES**

(Million Rupees)


4th plan allocation	Revised Estimates 1970-71	Provision for 1971-72	Foreign Exchange required for 1971-72			Source of Foreign Aid
			Total	Own Resources	Foreign Aid	
6	7	8	9	10	11	12
60.000	26.846	20.000	0.690	—	0.690	Chinese Credit.
174.000	4.500	4.500	0.500	—	0.500	Chinese Credit.
132.000	0.500	—	—	—	—	—
Block Provision No. I.	0.220	—	—	—	—	—
20.800	32.682	20.000	—	—	—	—
Block Provision No. II.	—	3.000	0.900	0.400	0.500	West Germany.
	61.748	47.500	2.090	0.400	1.690	
52.000	12.900	5.300	0.460	0.360	0.100	Polish Credit.
20.000	2.010	7.100	1.000	—	1.000	West Germany.
30.000	0.150	—	—	—	—	—
	15.060	12.400	1.460	0.360	1.100	
5.000	0.700	1.000	0.300	—	0.300	Japan.
35.000	1.250	—	—	—	—	—
Block Provi- sion No. III.	0.600	—	—	—	—	—
Block Provi- sion No. III.	0.250	—	—	—	—	—
Block Provi- sion No. III.	0.500	—	—	—	—	—
Block Provi- sion No. III.	1.000	0.500	0.200	0.200	—	—
	4.300	1.500	0.500	0.200	0.300	
	2.000	1.000	—	—	—	
	2.000	1.000	—	—	—	
	83.108	62.400	3.950	0.960	3.090	

AGENCY : WPIDC
SECTOR : INDUSTRIES

Serial No.	Name of scheme	Status of the scheme	Estimated cost	Estimated Expdt. during the 3rd plan period
1	2	3	4	5
NEW SCHEMES				
A. General Industry				
1.	Prilling of Urea Fertilizer at Multan	Un-approved	5.700	..
2.	Pak. American Fertilizer. Ltd., Conversion of Plant to use. Natural Gas instead of Coal.	Do.	20.700	..
3.	Sugar Mills (Based on Chinese Technology)	Do.	46.430	..
4.	Fruit Preservation and Apple Cider Plant, Quetta	Do.	4.000	..
5.	Scheme for Terbela Dam Area	Do.
Sub-Total A			<u>76.830</u>	
B. Survey and Investigation				
6.	Block Provision for Survey and Investigation (NWFP) <i>vis.</i>	Un-approved
	(a) Kraft Pulp Paper Mills Feasibility Study	Do.
	(b) Soda Ash Project Feasibility Study	Do.
	(c) Factory for Insulating Materials Feasibility Study.	Do.
	(d) Paper Board/News Print Project Feasibility Study.	Do.
	(e) Fertilizer Project Feasibility Study	Do.
7.	Block Provision for Survey and Investigation (Sind)			
	(a) Manufacture of Cotton Textile Machinery (Likely cost of Survey Rs. 0.50 million) .50% cost debited to Punjab and 50% Sind.	Do.	0.250	..
	(b) Board Paper/News Print Project—All West Pakistan Survey Rs. 1.00 million 1/3rd to Sind 1/3rd to Punjab and 1/3rd to NWFP.	Un-approved	0.330	..
Sub-Total (B)			<u>0.580</u>	..
C. Mining Industry				
8.	Development of Rock Salt Mines	Do.	5.000	..
9.	Punjab Mineral Development Project	Do.	1.500	..
10.	Block Provision for New Schemes (Mineral) Mineral Development Project in Sind	Do.	0.800	..
11.	Mineral Development in NWFP	Do.	2.580	..
Sub-Total (C)			<u>9.880</u>	..
Total—New Schemes (A, B, and C)			<u>87.290</u>	..
Total WPIDC On-Going & New Schemes			<u>1074.120</u>	<u>268.150</u>

(Million Rupees)

4th plan allocation	Revised Estimates 1970-71	Provision for 1971-72	Foreign Exchange required for 1971-72			Source of Foreign Aid
			Total	Own Resources	Foreign Aid	
6	7	8	9	10	11	12
Block Provision No. II.	—	0.500	0.100	0.100	—	—
Do.	—	4.500	1.000	—	1.000	—
Do.	—	3.000	0.300	—	0.300	China.
Against Block Provision No. II.	—	1.000	0.200	—	0.200	Yugoslavia.
—	—	0.400	—	—	—	—
—	—	9.400	1.600	0.100	1.500	—
Block Provision No. I	—	—	0.100	0.100	—	—
Do.	—	—	—	—	—	—
Do.	—	0.200	—	—	—	—
Do.	—	—	—	—	—	—
Do.	—	—	—	—	—	—
Do.	—	—	—	—	—	—
Block Provision No. II.	—	0.150	0.100	0.100	—	—
Block Provision No. I.	—	0.350	0.150	0.150	—	—
—	—	0.700	0.350	0.350	—	—
5.000 Block Provision No. III.	0.500	—	—	—	—	—
Block Provision No. III.	—	0.050	0.050	0.050	—	—
Block Provision No. III.	—	0.800	0.040	0.040	—	—
Block Provision No. III	—	1.400	0.050	0.050	—	—
—	5.000	2.700	0.590	0.590	—	—
—	0.500	12.800	2.540	1.040	1.500	—
—	83.608	75.200	6.590	2.000	4.590	—



WPSIC

513

AGENCY :
 SECTOR :

Serial No.	Name of scheme	Status of the scheme	Estimated cost	Estimated Expdt. up to the 3rd plan
1	2	3	4	5
ON-GOING SCHEMES				
A. Schemes on West Pakistan Basis				
1.	Headquarters, Lahore	Approved	1.500	..
2.	Small Industries Survey Organization	Do.	0.238	..
3.	Staff Training Schemes for WPSIC	Do.	0.513	..
4.	Consultant and Industrial Counsellor	Do.	0.350	..
5.	Fairs and Exhibitions	Do.	0.500	..
6.	Handicrafts Design Centre, Lahore	Do.	0.219	..
7.	Small Industries Advisory Service	Do.	4.935	..
8.	Export Advisory Cell of PWSIC	Do.	0.080	..
	Sub-Total (A)	..		
B. Zonal Offices Schemes				
9.	Zonal Office, Rawalpindi	Do.	..	0.332
10.	Zonal Office, Lahore	Do.	..	0.280
11.	Zonal Office, Multan	Do.	..	0.027
12.	Zonal Office, Khairpur	Do.	..	0.010
13.	Zonal Office, Hyderabad	Do.	..	0.011
14.	Zonal Office, Karachi	Do.	..	0.176
15.	Zonal Office, Peshawar	Do.	..	0.018
16.	Zonal Office, Quetta	Do.	..	0.038
	Sub-Total (B)	..		
C. H. D. C. Schemes				
17.	Handicrafts Development Centre, Rawalpindi	Revised	0.496	0.112
18.	Handicrafts Development Centre, Murree	Do.	0.404	0.006
19.	Handicrafts Development Centre, Multan	Approved	0.130	0.018
20.	Handicrafts Development Centre, Bahawalpur	Do.	0.081	0.130
21.	Handicrafts Development Centre for Cholistani Durree at Ahmarpur	Do.	0.086	0.047
22.	Handicrafts Development Centre for Textile Craft in Lyallpur (Kamalia).	Do.	0.203	..
23.	Handicrafts Development Centre Khairpur	Do.	0.030	0.058
24.	Handicrafts Development Hala	Revised	0.449	0.022
25.	Handicrafts Development Centre, for Glass Bangles, Hyderabad.	Approved	0.402	0.300
26.	Handicrafts Development Centre for Drugget Making, Nagarparker.	Do.	0.058	0.021

WPSIC
INDUSTRIES

(Million Rupees)

4th plan allocation	Revised Estimates 1970-71	Provision for 1971-72	Foreign Exchange required for 1971-72			Source of Foreign Aid
			Total	Own Resources	Foreign Aid	
6	7	8	9	10	11	12
..	2.792	2.305
..	0.190	0.078
..	0.061
0.090	0.150	0.146
..	0.100
..	0.047	0.240
1.347	1.636	0.300
..	0.026
	5.002	3.069
..	0.098	0.900
..	0.186	0.180
..	0.120	0.100
..	0.143	0.130
..	0.085	0.080
..	0.241	0.180
..	0.195	0.200
..	0.140	0.116
	1.208	1.076
..	0.047	0.040
..	0.043	0.035
..	0.047	0.030
..	0.007	0.035
0.316	0.044	0.021
0.872	0.203
..	0.056	0.040
..	0.048
1.010	0.056
0.201	0.053	0.020

AGENCY :
SECTOR :

Serial No.	Name of the scheme	Status of the scheme	Estimated cost	Estimated Expd. up to the 3rd Plan
1	2	3	4	5
27.	Handicrafts Development Centre for Desert Embroidery, Mirpur Khas.	Approved	0.095	0.023
28.	Handicraft Development Centre for Stone and Marble Craft, Karachi.	Do.	0.256	0.093
29.	Handicrafts Development Centre Lacquor Training, Kashmore (Jacobabad).	Do.	0.093	..
30.	Handicrafts Development Centre (Wool Weaving and Wood Carving), Jareed.	Do.	0.686	0.132
31.	Handicrafts Development Centre, Peshawar ..	Revised.	0.030	0.028
32.	Handicrafts Development Centre, D. I. Khan ..	Approved	0.030	0.018
33.	Handicrafts Development Centre, Quetta ..	Do.	0.030	0.015
34.	Handicrafts Development Centre, Loralai ..	Do.	0.010	0.012
35.	Handicrafts Development Centre, Kalat ..	Do.	0.131	0.009
36.	Handicrafts Development Centre (Embroidery), Khuzdar.	Do.	0.022	-
	Sub-Total (C) ..			
D. SMALL INDUSTRY ESTATES SCHEMES				
37.	Small Industries Estates, Guat	Approved	2.462	3.120
38.	Small Industries Estate, Gujranwala	Do.	4.970	5.254
39.	Small Industries Estate, Sialkot	Do.	4.951	4.488
40.	Small Industries Estate, Bahawalpur	Do.	2.350	0.130
41.	Small Industries Estate, Sukkur	Do.	2.922	4.288
42.	Small Industries Estate, Larkana	Do.	2.609	3.088
43.	Small Industries Estate, Peshawar	Revised	2.395	3.266
44.	Small Industries Estate, Quetta	Approved	2.200	1.742
	Sub-Total (D)			
E. MISCELLANEOUS				
45.	Institute of Ceramic and Common Facility Centre for Potters, Gujrat.	Approved	1.677	1.377
46.	Carpet Centre, Talagang	Do.	0.080	0.016
47.	Development-cum-Training Centre for Carpet Industry, Gujrat Khan.	Do.	0.120	0.012
48.	Carpet Centre, Naushera	Do.	0.080	0.006
49.	Cutlery and Small Tools Service, Nazamabad ..	Do.	0.943	1.193
50.	Light Engineering Service Centre, Gujranwala ..	Do.	2.029	2.225

**WPSIC
INDUSTRIES**

(Million Rupees)

4th plan allocation	Revised Estimates for 1970-71	Provision for 1971-72	Foreign Exchange required for 1971-72			Source of Foreign Aid
			Total	Own Resources	Foreign Aid	
6	7	8	9	10	11	12
0.244	0.060	0.035
0.726	0.050	0.022
0.580	0.112	0.030
0.934	0.550	0.100
..	0.044	0.033
..	0.045	0.030
..	0.054	0.043
..	0.045	0.035
..	0.061	0.052
..	0.053	0.037
	1.741	0.638
..	0.090	0.050
..	0.122	0.060
..	0.135	0.060
..	0.070	0.035
..	0.090	0.041
..	0.076	0.041
..	0.133	0.043
..	0.062	0.040
	0.778	0.370
1.331	0.360	0.100
0.241	0.035	0.026
..	0.053	0.030
0.212	0.035	0.026
1.317	0.280	0.097
2.548	0.550	0.125

AGENCY :
SECTOR :

Serial No.	Name of the scheme	Status of the Scheme	Estimated cost	Estimated Expd. up to the 3th Plan
1	2	3	4	5
51.	Sports Goods Service Centre, Sialkot	Approved	0.630	0.718
52.	Rubber and Plastic Cell Sports Goods Centre, Sialkot.	Revised	0.844	0.201
53.	Electrical Appliances Cell at Metal Centre, Sialkot	Approved	0.275	0.121
54.	Wood Working Centre, Lahore (Integration of Modern Pattern Shop and H.D.C. Wood Craft, Lahore).	Revised	0.580	0.200
55.	Sewing Machine Industries Estate, Lahore ..	Do.	2.144	0.512
56.	Modern Pattern Shop at Sewing Machine Estate, Lahore.	Do.	0.156	0.147
57.	Development-cum-Training Carpet Industry, Leiah.	Do.	0.120	0.017
58.	Development-cum-Training Carpet Industry, Leiah	Do.	0.165	0.052
59.	Textile Centre, Multan	Do.	0.903	1.073
60.	Addition of Cell Leather and Eimbroidered Goods in H.D.C., Bahawalpur.	Approved	0.130	..
61.	Establishment of Research Laboratory in Model Training Centre, Gujranwala.	Do.	0.321	..
62.	Artisan Colony, Lahore	Do.	0.498	..
63.	Artisan Colony, Multan	Do.	0.499	..
64.	Extension of Cell of S. I. I. at Sukkur. ...	Do.	0.070	0.055
65.	Light Engineering Service Centre, Sukkur ..	Do.	3.900	..
66.	Development-cum-Training Centre for Carpet Industry, Hyderabad.	Do.	0.090	0.165
67.	Development-cum-Training Centre for Carpet Industry, Mithi.	Do.	0.090	0.018
68.	Metal Industires Development Centre, Shikarpur ..	Do.	0.342	0.073
69.	Light Engineering Service Centre, Karachi ..	Do.	1.657	1.551
70.	Service and Common Facilities Centre (Textile), Karachi.	Do.	3.045	3.943
71.	Arisan Workshop Mali, Karachi	Do.	0.745	0.775
72.	Artisan Colony, Hyderabad	Do.	0.499	..
73.	Textile Training Centre, Urmer.. ..	Do.	0.296	0.069
74.	Metal Industries Development Centre, Peshawar ..	Revised	1.110	0.027
75.	Ceramic Training Centre, Pabbi	Do.	0.175	0.065
76.	Embroidery Knitting Centre, Mansehra	Do.	0.037	0.010

**WPSIC
INDUSTRIES**

(Million Rupees)

4th plan allocation	Revised Estimates for 1970-71	Provision for 1971-72	Foreign Exchange required for 1971-72			Source of Foreign Aid
			Total	Own Resources	Foreign Aid	
6	7	8	9	10	11	12
0.922	0.240	0.100
0.230	0.045	0.030
0.291	0.045	0.020
0.849	0.130
..	0.025	0.030
..
..	0.050	0.030
..	0.064	0.030
0.777	0.250	0.070
0.618	0.050
0.321	0.321
..	0.250
..	0.250
0.848	0.100	0.020
4.994	0.300
..	0.066	0.040
..	0.048	0.030
..	0.002	0.002
1.734	0.400	0.090
0.400	0.060	0.006
..	0.071	0.002
..	0.250
0.775	0.770
0.618	0.060
0.438	0.060
0.031	0.045	0.035

AGENCY :
SECTOR :

Serial No.	Name of the scheme	Status of the scheme	Estimated cost	Estimated Expdt. up to the 3rd Plan
1	2	3	4	5
77.	Extension Cell of Small Industries Institute at Peshawar.	Do.	0.070	0.055
78.	Development - cum - Training Centre for Carpet, Peshawar.	Do.	0.090	0.014
79.	Woollen Spining Centre, Mansēhra	Do.	0.774	0.621
80.	Wood Working Service, Centre, Peshawar ..	Un-approved	2.604	..
81.	Training Centre for Patti Making Swat	Approved	0.196	0.134
82.	Training Centre for Patti and Drugget Making Dir	Do.	0.250	0.153
83.	Development - cum - Training Carpet Industries, Bannu.	Do.	0.090	0.012
84.	Addition Cell for Marble-crafts in H. D. C., Peshawar.	Do.	0.321	..
85.	Development -cum-Training Centre for Carpet Industries, Naushki.	Do.	0.090	0.019
86.	Carpet and Drugget Making, Chaman. ..	Do.	0.196	0.021
87.	Wools Spinning and Weaving Centre, Mastung ..	Do.	1.110	0.850
88.	Addition of Cell for Marble crafts in H. D. C., Quetta.	Do.	0.251	..
89.	Pottery Centre, Dhadar (Revision of Pottery Centre, Bhag).	Un-approved	0.495	..
	Sub-Total (E)			
	Total—On-Going Schemes (A, B, C, D and E) ..			
	New Schemes			
90.	Small Industries Estate, Tarbela Dam Area ..	Un-approved	2.397	..
	Total—New Schemes			
	GRAND TOTAL (WPSIC) —On-going and New Schemes ..			

WPSIC
INDUSTRIES

(Million Rupees)

4th plan allocation	Revised Estimates for 1970-72	Provision for 1971-72	Foreign Exchange required for 1971-72			Source of Foreign Aid
			Total	Own Resources	Foreign Aid	
6	7	8	9	10	11	12
..
0.849	0.100	0.020
..	0.050	0.034
0.244	0.060	0.060
2.257	0.400	0.500
0.325	0.065	0.042
0.510	0.060	0.050
..	0.050	0.030
0.548	0.122
..	0.069	0.049
0.265	0.060	0.047
0.431	0.330	0.111
0.675	0.251
..	..	0.020
	6.882	1.902
	15.611	7.055
	..	0.500
	..	0.500
	15.611	7.555

Faint, illegible text at the top of the page, possibly a header or introductory paragraph.

Second line of faint, illegible text.

Third line of faint, illegible text.

Fourth line of faint, illegible text.

Fifth line of faint, illegible text.

Sixth line of faint, illegible text.

Seventh line of faint, illegible text.

Eighth line of faint, illegible text.

Ninth line of faint, illegible text.

Tenth line of faint, illegible text.

Eleventh line of faint, illegible text.

Twelfth line of faint, illegible text.

Final line of faint, illegible text at the bottom of the page.

P. W. R.

Agency : Pakistan
Sector : Communication

Serial No.	Name of the scheme	Status of the Scheme	Estimated cost	Total Estimated Expdt. during up to 30-6-71	
1	2	3	4	5	
On-Going Schemes					
(a) SCHEMES CONTINUED FROM SECOND PLAN :					
New Constructions :					
1.	Karachi Circular Railway	Approved	40.537	43.462	
2.	Kot Adu-Dera Ghazi Khan Railway	Do.	66.700	37.510	
3.	Hyderabad-Mirpur Khas Railway conversion from Meter to Broad Gauge.	Do.	23.052	22.495	
4.	Rehabilitation of Existing and Provision for New Bridges.	Do.	66.926	58.553	
Other Major Projects :					
5.	Introduction of Electric Traction between Lahore and Khenewal : Elec. Locomotive Structural Works	Do.	127.800	135.755	
	499.20 778.80				
6.	Carriage Factory at Islamabad: Structural Works Plant and Machinery	Do.	80.960	71.523	
	407.95 401.65				
7.	Meter Gauge Carriage and Wagon Repair Shop Hyderabad : Structural Works Plant and Machinery	Do.	6.000	3.821	
	32.00 28.00				
Total—On-Going Schemes (a)					
(b) THIRD PLAN SCHEMES :					
New Constructions :					
8.	Islamabad Spur	Approved	12.693	4.610	
9.	Kashmor-Dera Ghazi Khan Rail Link (Phase-II of Kashmor-Kot Adu Railway Project).	Do.	103.201	51.021	
10.	Rolling Stock	Do.	381.920	332.118	
Rehabilitation and Expension of Workshop (Project)					
11.	Expension and Balancing of Centreal Mechanical Workshops :	Do.	7.000	1.600 0.140	
	Structural Works				58.00
	Plant and Machinery				12.00
12.	Rehabilitation of Steel Shops :	Do.	6.000	0.400	
	Structural Works				38.00
	Plant and Machinery				22.00

**WESTERN RAILWAY
AND TRANSPORT**

4th plan allocation	Revised Estimates 1970-71	Provision for 1971-72	Foreign Exchange required for 1971-72			Source of Foreign Aid
			Total	Own Resources	Foreign Aid	
6	7	8	9	10	11	12
..	3.300	0.450
..	0.219	0.100
..	0.181	0.050
..	15.539	6.165	2.343	..	2.343	AID
..	4.514	1.000	0.600	..	0.600	..
..	8.490	2.370	German Credit.
..	16.827	5.000	4.100	..	4.100	--
..	0.500	0.220	0.060	..	0.060	U. K. Credit.
..	0.635	0.031
..	50.205	15.386	7.103	..	7.103	..
..	0.300	0.100	--
..	7.947	7.500	--
..	125.032	3.163	0.858	..	0.858	--
..	0.500	0.500	--
..	0.001	0.001
..	0.400	0.300	0.300	0.300
..	..	0.500

Serial No.	Name of scheme	Status of the scheme	Estimated cost	Total Estimated Exptd. during up to 30-6-71
1	2	3	4	5
13.	Provision of Central Diesel Locomotive Back Shop Rawalpindi.			
	Structural Works			
	Plant and Machinery		10.000	2.473
14.	Provision of facilities for Manufacture of Spare Parts of Diesel Electro Locomotives :			
	Structural Works			1.103
	Plant and Machinery	Do.	4.000	0.100
15.	Provision of facilities Manufacture of train lighting equipment in Carriage Factory at Islamabad.			
	Structural Works			0.001
	Plant and Machinery	Do.	2.000	..
16.	Expansion of Diesel Running Sheds :			
	Structural Works			
	Plant and Machinery	Approved	2.000	0.042
17.	Modernization of Carriage and Wagon Depots :			
	Structural Works			0.322
	Plant and Machinery	Do.	2.000	0.001
18.	Expansion and Modernization of P.W.R. Printing Press. :			
	Structural Works			0.051
	Plant and Machinery	Do.	2.900	0.762
19.	Rehabilitation of Track Depot :			
	Structural Works			0.568
	Plant and Machinery	Do.	2.450	..
20.	Rehabilitation and Modernization of Signal Shops :			
	Structural Works
	Plant and Machinery	Do.	2.320	..
21.	Replacement and Balancing Plant and Machinery.	Do.	30.000	6.558
22.	Rehabilitation of Existing and Provision of New Bridges.	Do.	24.000	8.040
23.	Rehabilitation and Improvement of Track	Do.	440.500	172.343
ENGINEERING & STRUCTURAL WORKS :				
24.	Improved Signalling and Line Capacity Works	Do.	81.500	33.807


(Million Rupees)

4th plan allocation	Revised Estimates 1970-72	Provision for 1971-72	Foreign Exchange required for 1971-72			Source of Foreign Aid
			Total	Own Resource	Foreign Aid	
6	7	8	9	10	11	12
..	0.500	1.000
..	..	1.200	1.000	..	1.000	..
..	0.700	0.050
..	0.100	0.050
..	0.001	0.001
..	..	0.001
..	0.001	0.001
..	..	0.214	0.100	..	0.100	..
..	0.150	0.341	0.036	..	0.036	..
..	0.001	0.044	0.030	..	0.030	..
..	0.050	0.100
..	0.762	0.100
..	0.349	0.100
..	..	0.500	0.400	..	0.400	..
..	..	0.100
..	..	0.001
..	0.653	1.000	0.620	..	0.620	496 and IBRD 621-PAK.
..	2.583	2.500	0.835	..	0.835	..
..	29.786	33.500	14.500	..	14.500	IBRD 621-PAK.
..	11.481	3.744	1.160	..	1.160	Do.
..	..	5.640	0.465	..	0.465	..

Serial No.	Name of scheme	Status of the scheme	Estimated cost	Total Estimated Expd. up to 30-6-71
1	2	3	4	5
25.	Provision of Storage facilities on P. W. Railway ..	Approved	2.499	0.250
26.	Electrical Projects	Do.	8.900	0.846
27.	Providing Water Supply and Tube Wells ..	Do.	4.200	0.867
28.	Telecommunication Works	Do.	4.650	1.399
29.	Facilities for Goods Traffic and providing terminal facilities.	Do.	4.950	0.104
30.	Rehabilitation of Buildings	Do.	2.270	0.412
31.	Provision of Road-over-Bridges, Foot-over Bridge.	Do.	2.200	0.096
32.	Construction of additional Storage Capacity for P.O.L. Items.	Do.	1.239	0.204
33.	Miscellaneous Works such as replacing of Washing Lines at Lahore, replacing old Station building and alteration in Yard at Sahiwal replacing corroded pipe line at SMA providing overhead watering arrangements at certain stations and other unremunerative works.	Do.	2.342	7.096
34.	Miscellaneous works such as additional office accommodation, fencing at certain stations, additional facilities in Walton training school and other unremunerative works.	Do.	2.315	7.022
Total—On-Going Schemes (b)		
(C) ON-GOING SCHEMES 4TH PLAN				
35.	Rolling Stock	Un-approved	760.840	16.210
ENGINEERING & OTHER STRUCTURAL WORKS				
36.	Doubling of Track between Kotri and Hyderabad including bridge near river Indus (1.5 miles).	Un-approved	21.710	..
Total (C)				
NEW SCHEMES				
37.	Rolling Stock	Un-approved	(Cost in item 35)	..
<i>Engineering and Structural Works :</i>				
38.	Lump-sum provision for Improved Signalling and Line Capacity Works recommended in QLSOFRERAIL Report.	Do.	Do.	..
<i>Other Major Projects :</i>				
39.	Machamised Marshalling Yard at Pipri ..	Do.	45.000	..
Total—New Schemes				
Total—(C) IV Plan				
GRAND TOTAL (PWR) (a+b+c) ..				

(Million Rupees)

4th plan allocation	Revised Estimates 1970-71	Provision for 1971-72	Foreign Exchange required for 1971-72			Source of Foreign Aid
			Total	Own Resources	Foreign Aid	
6	7	8	9	10	11	12
..	0.253	0.400	0.033	..	0.033	..
..	0.734	1.030	0.156	..	0.156	..
..	0.773	1.213	0.399	..	0.399	..
..	1.399	2.361	0.822	..	0.822	..
..	0.039	0.221	0.016	..	0.016	IBRD 621-PAK.
..	0.094	0.175	0.039	..	0.030	..
..	0.050	0.431	0.014	..	0.014	..
..	0.204	0.006
..	0.987	0.533	0.035	..	0.035	..
..	0.912	0.487	0.034	..	0.034	..
	186.742	69.558	21.843	..	21.843	..
..	16.210	31.864	18.208	..	18.208	..
..	..	0.100
	16.210	31.964	18.208	..	18.208	..
..	..	0.992	0.517	..	0.517	..
..	..	2.000	1.400	..	1.400	..
..	..	0.100
..	..	3.092	1.917	..	1.917	..
	16.210	35.056	20.125	..	20.125	..
	253.157	120.000	49.071	..	49.071	..



PART II
BODY-WISE PROVINCIAL PROGRAMME
(ALLOCABLE ONLY)

**BODY-WISE PROVINCIAL PROGRAMME
SUMMARY=ALLOCABLE ONLY**

(Million Rupees)

Pages	Agency/Sector	Province	Provision 1971-72
I	WAPDA (Water)	Punjab	72.000
		Sind	17.000
		N.W.F.P.	15.316
		Baluchistan	3.205
		Total	107.521
II	WPADC (Water, Agriculture and Transport).	Punjab	36.000
		Sind	29.000
		N.W.F.P.	8.504
		Baluchistan	6.220
		Total	79.724
III	WPIDC (Industries)	Punjab	30.000
		Sind	28.300
		N.W.F.P.	14.400
		Baluchistan	2.500
		Total	75.200
IV	WPSIC (Industries)	Punjab	3.000
		Sind	1.500
		N.W.F.P.	2.280
		Baluchistan	0.775
		Total	7.555
GRAND TOTAL			270.000

DEVELOPMENT PROGRAMME 1971-72

AUTONOMOUS BODIES
PROVINCE-WISE SUMMARY

(Million Rupees)

Sl. No.	Name of the Province/Agency	Provision for 1971-72	Foreign Exchange required for 1971-72		
			Total	Own Resources	Foreign Aid
1	2	3	4	5	6
I. Punjab					
1.	WAPDA (Water)	72.000	8.364	0.020	8.344
2.	WPADC	36.000	26.574	0.678	25.896
3.	WPIDC	30.000	2.340	0.150	2.190
		<u>141.000</u>	<u>37.278</u>	<u>0.848</u>	<u>36.430</u>
II. Sind					
1.	WAPDA (Water)	17.000	4.129	—	4.129
2.	WPADC	29.000	7.874	0.454	7.420
3.	WPIDC	29.300	1.490	0.690	0.800
4.	WPSIC	1.500	—	—	—
		<u>75.800</u>	<u>13.493</u>	<u>1.144</u>	<u>12.349</u>
III. N.W.F.P.					
1.	WAPDA (Water)	15.316	1.550	—	1.550
2.	WPADC	8.504	3.772	0.062	3.710
3.	WPIDC	14.400	2.060	0.960	1.100
4.	WPSIC	2.280	—	—	—
		<u>40.500</u>	<u>7.382</u>	<u>1.022</u>	<u>6.360</u>
IV. Baluchistan					
1.	WAPDA (Water)	3.205	0.306	—	0.306
2.	WPADC	6.220	0.096	0.022	0.074
3.	WPIDC	2.500	0.700	0.200	0.500
4.	WPSIC	0.775	—	—	—
	Total (Baluchistan)	<u>12.700</u>	<u>1.102</u>	<u>0.222</u>	<u>0.880</u>
	GRAND TOTAL (ALLOCABLE PROG.)	<u>270.000</u>	<u>59.255</u>	<u>3.236</u>	<u>56.019</u>
Un-allocable Programme :					
1.	WAPDA (Power)	380.000	106.840	18.650	88.190
2.	P.W.R (T&C)	120.000	49.071	—	49.071
	Total (Un-allocable)	<u>500.000</u>	<u>155.911</u>	<u>18.650</u>	<u>137.261</u>
	GRAND TOTAL	<u>770.000</u>	<u>215.166</u>	<u>21.886</u>	<u>193.280</u>

DEVELOPMENT PROGRAMME 1971-72

AUTONOMOUS BODIES

BODY-WISE SUMMARY

(Million Rupees)

Sl. No.	Name of the Province/Agency	Provision for 1971-72	Foreign Exchange required for 1971-72		
			Total	Own Resources	Foreign Aid
1	2	3	4	5	6
I. WAPDA :					
1.	Water	107.521	14.349	0.020	14.329
	(2) Power	380.000	106.840	18.650	88.190
	Total (WAPDA) ..	487.521	121.189	18.670	102.519
II. WPADC :					
	(1) Water	18.056	0.200	0.200	—
	(2) Agriculture :				
	(i) Agriculture (Proper)	53.801	38.116	1.016	37.100
	(ii) Animal Husbandry	0.644	—	—	—
	(iii) Colonization	4.265	—	—	—
	(iv) Forest	1.100	—	—	—
	Total (Agriculture) ..	59.810	38.116	1.016	37.100
	(3) Transport and Communications	1.858	—	—	—
	Total (WPADC) ..	79.724	38.116	1.016	37.100
III. WPIDC :					
	(1) Industry	71.000	5.500	1.210	4.290
	(2) Fuels and Minerals	4.200	1.090	0.790	0.300
	Total (WPIDC) ..	75.200	6.590	2.000	4.590
IV. WPSIC :					
	(1) Industry	7.555	—	—	—
	Total (WPSIC) ..	7.555	—	—	—
V. PWR :					
	(1) Transport and Communications	120.000	490.071	—	49.071
	Total (PWR) ..	120.000	490.071	—	49.071
	GRAND TOTAL ..	770.000	215.166	21.886	193.281

WAPDA
(WATER)

535

AGENCY :
PROVINCE :

Serial No.	Name of scheme	Status of the scheme	Estimated cost	Estimated Expd. during 3rd plan
1	2	3	4	5
A. Water Development				
1.	Khanpur Dam Project	Approved/Revised with PCI CDWP	178.000	44.827
2.	Chashma Right Bank Canal	PCI under preparation	144.000 (Approx cost).	—
B. Misc./General				
3.	General Investigations*	Un-approved	135.900	123.400
C. Reclamation				
4.	SCARP-Rachna Doab	Approved	95.325	—
5.	SCARP-II (Chaj Doab)	Approved/Revised PCI under submission	508.160	246.166
6.	SCARP-III (Lower Thal)	Approved	224.450	196.626
7.	SCARP-IV (Uper Rachna)	Do.	310.980	125.391
8.	SCARP-Shorkot Kamalia	PCI with CDWP	88.200	—
9.	SCARP-VI (Bahawalpur)	PCI with PDWP	446.500	—
10.	Mona Experimental Project	Approved	7.650	3.560
TOTAL				

* All figures on West Pakistan basis except column 8.

WAPDA
PUNJAB

(Million Rupees)

4th plan allocation 1970-71	Revised Estimates 1970-71	Provision for 1971-72	Foreign Exchange required for 1971-72			Source of Foreign Aid
			Total	Own Resources	Foreign Aid	
6	7	8	9	10	11	12
133.000	12.300	(150.00 provided in Central ADP).				
144.000	1.660	0.150	3.650	—	—	—
162.000	15.276	5.300	1.500	—	1.500	USAID.
—	0.006	—	—	—	—	—
139.300	66.569	41.000	4.160	—	4.160	USAID.
37.600	36.754	20.000	3.050	0.010	3.040	Yugoslave Protocol and KWF Loan.
11.600	17.185	5.000	0.410	0.010	0.400	Yugoslave Protocol
63.900	—	—	—	—	—	—
218.400	—	—	—	—	—	—
10.000	1.064	0.550	—	—	—	—
	150.814	72.000	12.770	0.020	9.100	—

AGENCY :
PROVINCE :

Serial No.	Name of scheme	Status of the scheme	Estimated cost	Estimated Exprd. during 3rd plan
1	2	3	4	5
A. Water Development				
1.	Karachi Irrigation Project	Approved/Revised PCI with CDWP	190.750	43.988
B. Misc./General				
2.	General Investigation*	Un-approved	135.900	123.407
C. Reclamation				
3.	SCARP-Rohri North ..	Approved	180.190	38.727
4.	SCARP-Khairpur ..	Do.	152.870	131.893
5.	SCARP-Larkana-Shikarpur	Revised PCI with PDWP Stage I Stage II	26.630	22.332
6.	Mona Experimental Project	Approved	7.650	3.560
TOTAL				

* All figures on West Pakistan basis except column 8.

WAPDA
SIND

(Million Rupees)

4th plan allocation 1970-71	Revised Estimates 1970-71	Provision for 1971-72	Foreign Exchange required for 1971-72			Source of Foreign Aid
			Total	Own Resources	Foreign Aid	
6	7	8	9	10	11	12
144.900	14.309	(200.00 provided in Central ADP).				
162.000	15.276	0.700	1.500	—	1.500	USAID.
150.000	25.026	14.000	4.029	—	4.029	Yugoslave Protocol.
—	2.889	2.064	—	—	—	—
—	0.800	—	—	—	—	—
10.000	1.064	0.236	—	—	—	—
	59.364	17.000	5.529	—	5.529	

Agency :
Province :

Serial No.	Name of scheme	Status of the scheme	Estimated cost	Estimated Expdt. during the Third plan Period	4th plan allocation
1	2	3	4	5	6
A. Water Development					
1.	Khanpur Dam Project	.. Approved/Revised PCI with CDWP	178.000	44.827	133.000
2.	Chashma Right Bank Canal	.. PCI under preparation	144.000 (Approx cost).	—	144.000
3.	Gomal Zam Project	.. Revised PCI with CDWP	383.600	25.320	—
4.	Tanda Dam Project	.. Revised PCI with CDWP	66.840	26.520	—
B. Misc./General					
5.	General Investigations*	.. Un-approved	135.900	123.407	162.000
C. Reclamation					
6.	SCARP-Pibbi Pilot Project	.. PCI submitted to Govt. for approval	11.400	—	—
7.	Anti-Water Logging Peshawar	City PCI under submission	2.800	—	—
8.	Tubewells in D. I. Khan	.. PCI under preparation	—	—	—
TOTAL					

*All figures on West Pakistan basis except column 8.

WARDA
NWFP

(Million Rupees)

Revised Estimates 1970-71	Provision for 1971-72	Foreign-Exchange required for 1971-72			Source of Foreign Aid
		Total	Own Resources	Foreign Aid	
7	8	9	10	11	12
12.300	(15.000 provided in Central ADP).				
1.660	3.500	—	—	—	
—	1.500	—	—	—	
0.270	—	—	—	—	
15.276	2.500	1.500	—	1.500	USAID Yugoslave Proto- col.
—	4.416	1.000	—	1.000	Protocol Yugoslave.
—	1.400	0.200	—	0.200	Do.
—	2.000	—	—	—	Do.
29.506	15.316	2.700	—	2.700	

Agency :
Province :

Serial No.	Name of scheme	Status of the scheme	Estimated cost	Estimated expdt. during the Third Plan period	4th plan allocation
1	2	3	4	5	6
A. Water Development					
1.	Karachi Irrigation Project	Approved/Revised PCI with CDWP.	190.750	43.988	144.900
B. Misc./General					
2.	General Investigations*	Un-approved.	135.900	123.407	162.000
C. Reclamation					
3.	Dasht area Tubewells ..	PCI under preparation.	—	—	—
TOTAL ..					

*All figures in West Pakistan basis except column 8.

**WAPDA
BALUCHISTAN**

(Million Rupees)

Revised Estimates 1970-71	Provision for 1971-72	Foreign Exchange required for 1971-72			Source of Foreign Aid
		Total	Own Resources	Foreign Aid	
7	8	9	10	11	12
14.309	(20.000 provided in Central ADP).				
15.276	2.180	1.500	—	1.500	USAID.
—	1.025	—	—	—	—
29.585	3.205	1.500	—	1.500	

11/27/20

Dear Mr. [Name],

I am writing to you regarding the [Topic] that we discussed previously.

The information provided to me indicates that [Details]

It is important to note that [Additional Information]

We are currently reviewing the situation and will contact you again once a decision has been reached.

I appreciate your patience and understanding during this process.

Very respectfully,
[Signature]

[Name]
[Title]

[Address]

[City, State, Zip]

[Phone Number]

[Email Address]

[Additional Contact Information]

[Closing Remarks]

100-100

100-100

WPADC

Agency :
Pvovince :

Serial No.	Name of scheme	Status of the scheme	Estimated cost and period of completion	Total Estimated Expdt. upto 30-6-71
1	2	3	4	5
I. WATER (On-Going Schemes)				
1.	Construction of Chichali Dam	Approved	2.413	5.236
			4.818	
2.	Construction of Dhurnal Dam	Do.	1.595	1.759
3.	Construction of Dohk Tahlian Dam	Do.	0.949	1.150
4.	Construction of Qibla Bandi Dam (Site 349)	Do.	1.331	1.675
5.	Obtaining mechanical equipment for construction of Small Dams.	Do.	2.413	1.454
6.	General investigation for Small Dam Sites in Northern and Southern Areas.	Do.	1.787	1.917
7.	Vehoa Pick-up-Weir	Do.	1.170	0.750
8.	Nirali Dam	Do.	0.325	1.016
			1.015	
9.	Dungi Dam	Do.	0.941	1.491
			1.491	
10.	Ratti Kassi Dam	Do.	0.527	0.740
			0.740	
11.	Bango Dam	Do.	0.114	0.119
	Total—On-Going Schemes			
New Scheme				
1.	General investigation for selection of Small Dam Sites 1971—73 in Hilly Area of Punjab	Un-approved	0.790	—
	Total—New Scheme			
	Total—Water			
II. AGRICULTURE				
(i) Agriculture and Agricultural Credits				
<i>On-Going Schemes</i>				
1.	Manure and Fertilizer (Subsidy)		416.580	
2.	Subsidy on Seed Distribution		35.000	

**WPADC
PUNJAB**

(Million Rupees)

4th plan allocation	Revised Estimates 1970-71	Provision for 1971-72	Foreign Exchange required for 1971-72			Source of Foreign Aid loan
			Total	Own Resources	Foreign Aid/loans	
6	7	8	9	10	11	12
	0.376	—	—	—	—	—
	0.045	—	—	—	—	—
	0.115	—	—	—	—	—
	0.528	—	—	—	—	—
	0.325	0.100	—	—	—	—
Block provision for Small Dams	0.435	—	—	—	—	—
30.000	0.750	0.150	—	—	—	—
	0.025	—	—	—	—	—
	0.045	—	—	—	—	—
	0.020	—	—	—	—	—
	0.003	—	—	—	—	—
	2.667	0.250	—	—	—	—
	—	0.050	—	—	—	—
	—	0.050	—	—	—	—
	2.667	0.300	—	—	—	—
416.580	43.389 (Punjab)	33.000 (Punjab)	25.896 (Punjab)	—	25.896 (Punjab)	USA Canada Norway.
35.000	1.066 (Punjab)	0.575 (Punjab)	0.670 (Punjab)	0.670 (Punjab)	—	—

Agency
Province :

Serial No.	Name of scheme	Status of the scheme	Estimated cost	Total Estimated expdt. upto 30-6-71
1	2	3	4	5
3.	Scheme for Field Inspection and Certification of High Grade quality of Seeds (Establishment of Seed Testing Laboratories).	Approved	1.046	
			4.698	
4.	Soan Valley Land Imp. Project	Do.	71.237	52.874
Total—Agriculture and Agricultural credits				
(ii) Animal Husbandry				
<i>On-Going Schemes :</i>				
1.	Livestock Development and Research Farm for Dhanni Cattle and Hissar Dzale Sheep, Kherimurat.	Do.	1.491	1.970
2.	Development of Livestock Farm, Kherimurat	Do.	0.175	0.211
Total—Animal Husbandry				
(iii) Fisheries				
<i>On-Going Schemes :</i>				
1.	Development and Exploitation of Fisheries in Small Dams.	Do.	0.493	0.090
Total—Fisheries				
Total—Agriculture Sector				
Grand Total				

WRADC
PUNJAB

(Million Rupees)

4th plan allocation	Revised Estimates 1970-71	Provision for 1971-72	Foreign Exchange required for 1971-72			Source of Foreign Aid/Loans
			Total	Own Resources	Foreign Aid-Loans	
6	7	8	9	10	11	12
4.698	0.129	0.125	0.008	0.008	—	—
95.000	(Punjab)	(Punjab)	(Punjab)	(Punjab)	—	—
(Block)	2.940	2.000	—	—	—	—
	47.524	35.700	26.574	0.678	25.896	
0.150	0.135	—	—	—	—	—
0.050	0.045	—	—	—	—	—
	0.180	—	—	—	—	—
0.493	0.090	—	—	—	—	—
	0.090	—	—	—	—	—
	47.794	35.700	26.574	0.678	25.896	
	50.461	36.000	26.574	0.678	25.896	

WPADC
SIND

(Million Rupees)

4th plan allocation	Revised Estimates 1970-71	Provision for 1971-72	Foreign Exchange required for 1971-72			Source of Foreign Aid/Loan	
			Total	Own Resources	Foreign Aid/Loans		
6	7	8	9	10	11	12	
35.000	5.400	2.350	0.100	0.100	—	—	
50.000	6.480	3.500	0.100	0.100	—	—	
0.600	0.270	0.200	—	—	—	—	
55.000	9.000	2.400	—	—	—	—	
5.000	0.900	0.050	—	—	—	—	
7.000	1.800	0.150	—	—	—	—	
18.100	4.500	1.900	—	—	—	—	
	28.350	10.550	0.200	0.200	—	—	
416.580 (Sind) (78.317)	12.432 (Sind)	10.000 (Sind)	7.420 (Sind)	—	7.420 (Sind)	U.S.A. Canada Norway.	
35.000 (Sind) (8.750)	0.398 (Sind)	0.250 (Sind)	0.250 (Sind)	0.250 (Sind)	—	—	
4.698 (Sind) (1.044)	0.064 (Sind)	0.088 (Sind)	0.004 (Sind)	0.004 (Sind)	—	—	
0.500	0.180	—	—	—	—	—	
0.124	0.054	0.045	—	—	—	—	
3.100	0.450	—	—	—	—	—	
1.244	0.180	—	—	—	—	—	
0.135	0.135	—	—	—	—	—	
	13.893	10.383	7.674	0.254	7.420		

Serial No.	Name of scheme	Status of the scheme	Estimated cost	Total Estimated Expt. upto 30-6-71
1	2	3	4	5
New Schemes				
1.	Agricultural Development Estates, Karachi, (P.C.I.)	Un-Approved	2.133	—
	Total—New Schemes			
	Total—Agriculture and Agricultural Credits			
(ii) Animal Husbandry				
<i>On-Going Schemes :</i>				
1.	Red Sindhi Cattle Farm, Tando Mohd Khan in G.M. Barrage.	Approved	2.244	2.522
2.	Opening of 10 Veterinary Hospitals in G.M. Barrage.	Do.	1.705	1.838
3.	Livestock Development and Research Farm for Kundi Buffaloes in Guddu.	Do.	3.404	2.658
4.	Training and Employment of Stock Assistants at Union Council Level in G.M. Barrage.	Do.	0.321	0.304
5.	Strengthening of Animal Husbandry and Veterinary Aid Organization in G.M. Barrage.	Do.	0.206	0.233
6.	Training and employment of Stock Assistants in Guddu Barrage.	Do.	0.579	0.466
7.	Purchase and Maintenance of Breeding Bulls in Guddu.	Do.	0.204	0.196
8.	Strengthening of Animal Husbandry and Veterinary Aid Organization in Guddu.	Do.	0.521	0.403
9.	Purchase and Maintenance of Breeding Bulls in G.M. Barrage.	Do.	0.201	0.171
	Total—Animal Husbandry			
(iii) Colonization and Land Reforms				
<i>On-Going Schemes :</i>				
1.	Rectangulation Works in Guddu Barrage	Do.	3.972	5.148
			6.721	
2.	Marketing Centres and Mandi Towns (Tando Ikram and Gharo) and preparation of Plans for Mandi Town in G.M. Barrage.	Do.	3.023	2.514
3.	Scheme for development of Kabuli and Nakabuli Land in G.M. Barrage.	Do.	36.744	37.114
			62.880	
4.	Scheme for development of Kabuli and Nakabuli Land in Guddu Barrage.	Do.	61.646	58.972
			102.675	
	Total—Colonization and land Reforms			

**WPADC
SIND**

(Million Rupees)

4th plan allocation	Revised Estimates 1970-71	Provision for 1971-72	Foreign Exchange required for 1971-72			Source of Foreign Aid/Loan
			Total	Own Resources	Foreign Aid/Loans	
6	7	8	9	10	11	12
2.133	—	0.200	—	—	—	—
	—	0.200	—	—	—	—
	13.893	10.583	7.674	0.254	7.420	
		0.450				
3.000	0.180	0.250	—	—	—	—
		0.200				
0.180	0.180	(To be provided in Non-development Budget)	—	—	—	—
		0.450				
0.380	0.180	0.250	—	—	—	—
		0.200				
0.090	0.090	(To be provided in Non-development Budget)	—	—	—	—
0.027	0.027	(To be provided in Non-development Budget)	—	—	—	—
0.285	0.135	0.135	—	—	—	—
0.111	0.054	0.038	—	—	—	—
0.113	0.054	0.046	—	—	—	—
0.115	0.050	0.025	—	—	—	—
	0.950	0.644	—	—	—	—
1.936	0.360	0.200	—	—	—	—
0.783	0.274	0.065	—	—	—	—
28.416	2.659	2.000	—	—	—	—
48.960	4.257	2.000	—	—	—	—
	7.550	4.265	—	—	—	—

Serial No.	Name of scheme	Status of the scheme	Estimated cost	Agency :
				Province :
				Total Estimated Expdt. up to 30-6-71
1	2	3	4	5
(iv) Cooperative				
<i>On-going Schemes :</i>				
1.	Organization of Cooperative Marketing Societies in Guddu Barrage.	Do.	1.065	0.617
2.	Organization of Union Council Service and Supply Cooperative Societies in Guddu Barrage.	Do.	0.638	0.402
	Total—Cooperative ..			
Forests				
<i>On-going Schemes :</i>				
1.	Irrigated Plantation over 30,000 acres in G.M. Barrage (Part-I).	Approved	11.677	7.242
2.	Irrigated Plantation over 30,000 acres in G.M. Barrage. (Part-II).	Do.	9.446	3.449
3.	Guddu Barrage Afforestation Scheme	Do.	28.816	5.540
4.	Planting of Canalside Land-strips over a length of 1,110 miles in Guddu.	Do.	5.802	1.731
5.	Planting of Roadside Land-strips over a length of 300 miles in G.M. Barrage.	Do.	4.454	1.262
6.	Planting of Canalside Landstrips over a length of 400 miles in G.M. Barrage.	Do.	1.946	0.991
7.	Planting of Roadside Landstrips over a length of 300 miles in Guddu Barrage.	Do.	1.400	1.419
8.	Kalri Lake Afforestation Scheme	Do.	0.408	0.234
	Total—Forest ..			
	Total Agriculture Sector ..			
Communication				
<i>On-going Schemes :</i>				
1.	G.M. Barrage Roads	Approved	55.943	47.080
			115.845	
2.	Guddu Barrage Roads	Do.	22.357	18.785
			81.006	
	Total—Communication ..			
	GRAND TOTAL ..			

					Agency :
					Province :
Serial No.	Name of scheme	Status of the scheme	Estimated cost	Total Estimated Expdt. up to 30-6-71	
1	2	3	4	5	
I. WATER					
<i>On-going Schemes :</i>					
1.	Construction of Kandar Dam	Approved	1.796	2.094	
			<u>2.600</u>		
2.	Construction of Sori Pick-up-Weir	Do.	0.117	0.122	
3.	Construction of Chattri Dam (Site 482)	Do.	1.166	1.300	
4.	Construction of Kahi Dam	Do.	1.900	2.050	
5.	General Investigation for Small Dams Sites in Hilly Area of N.W.F.P.	Un-Approved	0.798	..	
	Total—On-going Schemes				
<i>New Schemes</i>					
1.	Chanda Dam	Un-Approved	1.543	..	
	Total—New Schemes				
	Total—Water				
II. AGRICULTURE					
Agriculture and Agricultural Credit					
<i>On-going Schemes :</i>					
1.	Manure and Fertilizer (Subsidy)		416.580	..	
2.	Subsidy on Seed Distribution		35.000	..	
3.	Scheme for Field Inspection and Certification of High Grade Quality of Seeds (Establishment of Seed Testing Laboratories).	Approved	1.046	..	
			<u>4.698</u>		
	Total—On-going Schemes				
<i>New Schemes</i>					
1.	Establishment of Potato Farm Swat. in N.W.F.P.	Un-Approved	0.988	..	
	Total—New Schemes				
	Total—Agriculture				
	GRAND TOTAL				

WPADC
SIND

(Million Rupees)

4th plan allocation	Revised Estimates 1970-71	Provision for 1971-72	Foreign Exchange required for 1971-72			Source of Foreign Aid/Loan
			Total	Own Resources	Foreign Aid/Loans	
6	7	8	9	10	11	12
0.559	0.121	—	—	—	—	—
0.236	0.078	—	—	—	—	—
	0.199	—	—	—	—	—
12.400	0.915	0.225	—	—	—	—
10.000	0.688	0.225	—	—	—	—
8.000	1.561	0.415	—	—	—	—
2.000	0.372	0.075	—	—	—	—
1.200	0.270	0.050	—	—	—	—
1.500	0.349	0.050	—	—	—	—
1.200	0.302	0.050	—	—	—	—
0.264	0.090	0.010	—	—	—	—
	4.545	1.100	—	—	—	—
	27.137	16.592	7.674	0.254	7.420	—
—	4.050	1.158	—	—	—	—
—	2.700	0.700	—	—	—	—
	6.750	1.858	—	—	—	—
844.062	62.237	29.000	7.874	0.454	7.420	—

**WPADC
N.W.F.P**

(Million Rupees)

4th plan allocation	Revised Estimates 1970-71	Provision for 1971-72	Foreign Exchange required for 1971-72			Source of Foreign Aid/Loan
			Total	Own Resources	Foreign Aid/Loans	
6	7	8	9	10	11	12
	0.450	0.500	—	—	—	—
	0.021	—	—	—	—	—
	0.170	—	—	—	—	—
	0.050	—	—	—	—	—
	0.150	0.250	—	—	—	—
	0.821	0.750	—	—	—	—
	—	0.500	—	—	—	—
	—	0.500	—	—	—	—
	0.821	1.250	—	—	—	—
416.580	6.216 (N.W.F.P.)	7.000 (N.W.F.P.)	3.710 (N.W.F.P.)	—	3.710 (N.W.F.P.)	U.S.A. Canada Norway.
35.000	0.095 (N.W.F.P.)	0.060 (N.W.F.P.)	0.060 (N.W.F.P.)	0.060 (N.W.F.P.)	—	—
4.698	0.032 (N.W.F.P.)	0.044 (N.W.F.P.)	0.002 (N.W.F.P.)	0.002 (N.W.F.P.)	—	—
	6.343	7.104	3.772	0.062	3.710	
	—	0.150	—	—	—	—
	—	0.150	—	—	—	—
	6.343	7.254	3.772	0.062	3.710	
	7.164	8.504	3.772	0.062	3.710	


Agency :
Province :

Serial No.	Name of scheme	Status of the scheme	Estimated cost	Total Estimated expdt. up to 30-6-71
1	2	3	4	5
I. WATER				
<i>On-going Schemes :</i>				
1.	Guddu Barrage Project (Other Than Head Works).	Approved	474.806	556.415
			<u>615.079</u>	
	Total—Water			
II. AGRICULTURE				
(i) Agriculture and Agricultural Credits				
<i>On-going Schemes :</i>				
1.	Manure and Fertilizer (Subsidy)		416.580	
2.	Subsidy on Seed Distribution	Do.	35.000	
3.	Scheme for Field Inspection and Certification of High Grade Quality of Seeds (Establishment of Seed Testing Laboratories).	Do.	1.046	
			<u>4.698</u>	
4.	Pilot Project for Production of Seed Potato and 60 Acres Farm near Quetta.	Do.	0.911	0.180
	Total—Agriculture and Agricultural Credits			
(ii) Animal Husbandry				
<i>On-going Schemes :</i>				
1.	Bhagnari Cattle-cum-Baluchi Ship Farm, Usta Mohd Khan, Guddu.	Do.	3.773	2.505
	Total—Animal Husbandry			
	Total—Agriculture			
III. COMMUNICATIONS				
<i>On-going Schemes :</i>				
1.	Construction of Jacobabad Thul-Saifal Kandkot Road via Jhatpat Hairdin (46.38/69.00 miles) (Jhatpat Hairdin 26 miles).	Do.	4.630	
			<u>9.905</u>	3.054
			(Revised)	
			<u>8.715</u>	
	Total—Communication			
	GRAND TOTAL			

**WPADC
BALUCHISTAN**

(Million Rupees)

4th plan allocation	Revised Estimates 1970-71	Provision for 1971-72	Foreign Exchange required for 1971-72			Source of Foreign Aid/Loan
			Total	Own Resources	Foreign Aid/Loans	
6	7	8	9	10	11	12
25.000	1.080 (Baluchistan)	5.956	—	—	—	—
	1.080	5.956	—	—	—	—
416.580	0.124 (Baluchistan)	0.200	0.074 (Baluchistan)	—	0.074 (Baluchistan)	U.S.A. Canada Norway.
35.000	0.032 (Baluchistan)	0.020	0.020 (Baluchistan)	0.020	— (Baluchistan)	—
4.698	—	0.044	0.002	0.002	—	—
0.911	0.180	—	—	—	—	—
	0.336	0.264	0.096	0.022	0.074	—
0.200	0.337	—	—	—	—	—
	0.337	—	—	—	—	—
	0.673	0.264	0.096	0.022	0.074	—
—	0.450 (Baluchistan)	—	—	—	—	—
	0.450	—	—	—	—	—
	2.203	6.220	0.096	0.022	0.074	—



WPIDC

561

Agency :
Province :

Serial No.	Name of scheme	Status of the scheme	Estimated cost	Estimated Expdt. during the 3rd Plan Period
1	2	3	4	5
INDUSTRY				
<i>On-Going Schemes :</i>				
1.	Heavy Mechanical Complex	Approved	181.000	109.790
2.	Central Foundry and Forge	Do.	176.070	0.890
3.	Heavy Electrical Complex	Un-Approved	200.000	7.930
4.	Punjab Mineral Development Project (Survey) ..	Do.	0.600	—
Total—On-Going Schemes				
<i>New Schemes</i>				
1.	Priling of Urea Fertilizer Scheme at Multan ..	Do.	5.700	—
2.	Pak American Fertilizer Ltd., Conversion of Plant to use Natural Gas instead of Coal	Do.	20.700	—
3.	Development of Rock Salt Mines	Do.	5.000	—
4.	Punjab Mineral Development Project	Do.		—
Total—New Schemes				
Total—On-Going and New Schemes				

WPIDC

PUNJAB

(Million Rupees)

4th plan allocation	Revised Estimates 1970-71	Provision for 1971-72	Foreign Exchange required for 1971-72			Source of Foreign Aid
			Total	Own Resources	Foreign Aid	
6	7	8	9	10	11	12
60.000	26.846	20.000	0.690	—	0.690	Chinese Credit
174.000	1.500	4.500	0.500	—	0.500	Chinese Credit
132.000	0.500	—	—	—	—	—
Block Provision No. III.	0.600	—	—	—	—	—
	29.446	24.500	1.190	—	1.190	
Block Provision No. II.	—	0.500	0.100	0.100	—	—
Do.	—	4.500	1.000	—	1.000	—
5.000	0.500	—	—	—	—	—
Block Provision No. III.	—	0.500	0.050	0.050	—	—
	0.500	5.500	1.150	0.150	1.000	
	29.946	30.000	2.340	0.150	2.190	

Agency :
Province :

Serial No.	Name of scheme	Status of the scheme	Estimated cost	Estimated expdt. during the 3rd Plan period
1	2	3	4	5
<i>On-Going Schemes :</i>				
1.	Pakistan Machine Tool Factory, Landhi ..	Un-Approved	275.590	117.500
2.	General Refractories Ltd., Landhi -- --	Do.	14.140	--
3.	Management Development programme including export marketing wing.	Approved	--	4.060
4.	Mineral Development Project in Sind	Un-Approved	0.600	--
5.	Heavy Electronic Survey Feasibility Study ..	Do.	0.500	--
Total—On-Going Schemes				
<i>New Schemes</i>				
1.	SUGAR Mills (Based on Chines Technology) ...	Un-Approved	46.430	--
2.	Block Provision for Survey and Investigation Industries).			
	(a) Manufacture of Cotton Textile Machinery (Likely cost of Survey Rs. 0.50 million). 50% cost debited to Punjab and 50% Sind	Un-Approved	0.250	--
	(b) Board Paper/News Print Project All West Pakistan Survey (Total cost of Survey Rs. 1.00 Million 1/3rd to Sind 1/3 Punjab and 1/3 to N.W.F.P.	Un-Approved	0.330	--
3.	Block Provision for New Schemes, (Mineral) Mineral Development Project.	Un-Approved	0.800	--
Total New Schemes				
Total on Going and New Schemes				

WPIDC
SIND

(Million Rupees)

4th Plan allocation	Revised Estimates 1970-71	Provision for 1971-72	Foreign Exchange required for 1971-72			Source of Foreign Aid
			Total	Own Resources	Foreign Aid	
6	7	8	9	10	11	12
20.800	32.682	20.000 (Self-financing by WPIDC).	—	—	—	—
Block Provision No. II.	—	3.000	0.900	0.400	0.500	West Germany.
	2.000	1.000	—	—	—	—
Block Provision No. III.	0.250	—	—	—	—	—
Block Provision No. I.	0.220	—	—	—	—	—
	35.152	24.000	0.900	0.400	0.500	—
Block Provision No. II.	—	3.000	0.300	—	0.300	China
Do-	—	0.150	0.100	0.100	—	—
Block Provision No. I	—	0.350	0.150	0.150	—	—
Block Provision No. III	—	0.800	0.040	0.040	—	—
	—	4.300	0.590	0.290	0.300	—
	351.52	28.300	1.490	0.690	0.800	—

Agency :
 Province :

Serial No.	Name of scheme	Status of the scheme	Estimated cost	Estimated Expenditure during the 3rd plan period
1	2	3	4	5
On-Going Schemes :				
1.	Forest Industries Complex	Approved	62.800	9.090
2.	Development of Swat China Clay :			
	(a) Elutriation Plant	Do.	4.640	13030
	(b) Ceramic Complex	Un-Approved	27.990	
3.	Mineral Development Survey in N.W.F.P. ..	Do.	1.000	—
	Total—On-Going Schemes			
New Schemes				
1.	Block Provision for Survey and Investigation (Industries) :	Un-Approved	—	—
	(a) Kraft Pulp Paper Mills Feasibility Study ..	Do.	—	—
	(b) Soda Ash Project Feasibility Study	Do.	—	—
	(c) Factory for Insulating Materials Feasibility Study.	Do.	—	—
	(d) Paper Board/News Print Project Feasibility Study.	Do.	—	—
	(e) Fertilizer Project Feasibility Study	Do.	—	—
2.	Schemes for Tarbela Dam Area	Do.	—	—
	Block Provision for Survey and Investigation (Minerals) :			
	Mineral Development in N.W.F.P.	Do.	2.580	—
	Total—New Schemes			
	Total—On-Going and New Schemes			

WORLD
NEW

(Million Rupees)

4th plan allocation	Revised Estimates 1970-71	Provision for 1971-72	Foreign Exchange required for 1971-72			Source of Foreign Aid
			Total	Own Resources	Foreign Aid	
6	7	8	9	10	11	12
52.000	12.900	5.300	0.460	0.360	0.100	Polish Credit.
20.000	2.010	7.100	1.000	—	1.000	West Germany.
Block Provision No. III.	0.500	—	—	—	—	—
	15.410	12.400	1.460	0.360	1.100	
	—	—	—	—	—	—
Block Pr ovision No. I.	—	0.200	0.100	0.100	—	—
	—	0.400	—	—	—	—
Block Provision No. III.	—	1.400	0.500	0.500	—	—
	—	2.000	0.600	0.600	—	—
	15.410	14.400	2.060	0.960	1.100	


Agency
Province

Serial No.	Name of the scheme	Status of the Scheme	Estimated cost	Estimated Expenditure during the Third Plan period
1	2	3	4	5
On-Going Schemes :				
1.	Development of Degari Coal Mines	Approved	38.100	17.860
2.	Chilghazi Iron Ore Development Scheme	Un-Approved	1.250	—
3.	Baluchistan Mineral Development	Do.	2.050	—
4.	Feasibility Study of Sea Salt Works -- -- --	Do.	0.500	—
	Total—On-Going Schemes			
New Schemes :				
1.	Fruit Preservation and Apple Cider Plant	Do.	4.000	—
	Total—New Schemes			
	Total—On-Going and New Schemes			

WPIDC
BALUCHISTAN

(Million Rupees)

4th plan Allocation	Revised Estimates for 1970-71	Provision for 1971-72	Foreign Exchange required for 1971-72			Source of Foreign Aid/Loan
			Total	Own Resources	Foreign Aid Loan	
6	7	8	9	10	11	12
5.000	0.700	1.000	0.300	—	0.300	Japan.
35.000	1.250	—	—	—	—	—
Block Provision No. III.	1.000	0.500	0.200	0.200	—	—
30.000	0.150	—	—	—	—	—
	3.100	1.500	0.500	0.200	0.300	
Against Block Provision No. II.	—	1.000	0.200	—	0.200	Yugoslavia.
		1.000	0.200	—	0.200	
	3.100	2.500	0.700	0.200	0.500	



WPSIC

571

Agency :
Province :

Serial No.	Name of the scheme	Status of the Scheme	Estimated cost	Estimated expenditure during 3rd Plan
1	2	3	4	5
On-going Schemes :				
1.	Institute of Ceramic and Common Facility Centre for Potters, Gujrat.	Approved	1.677	1.377
2.	Carpet Centre Talagang	Do.	0.080	0.016
3.	Handicrafts Dev. Centre, Rawalpindi	Revised	0.496	0.112
4.	Handicrafts Dev. Centre, Murree	Do.	0.404	0.060
5.	Dev-cum-Training Centre for Carpet Industry, Gujrat Khan.	Approved	0.120	0.013
6.	Small Industries Estate, Gujrat	Do.	2.462	3.120
7.	Zonal Office, Rawalpindi	Do.	—	0.332
8.	Carpet Centre, Naushera	Do.	0.080	0.006
9.	Cutlery and Small Tools Service Nizamabad	Do.	0.943	1.193
10.	Light Engineering Service Centre G/Wala	Do.	2.229	2.225
11.	Sport Goods Service Centre, Sialkot	Do.	0.630	0.718
12.	Rubber and Plastic Cell Store Goods Centre Sialkot	Revised	0.844	0.201
13.	Electrical Appliances Cell at Metal Centre	Approved	0.275	0.121
14.	Wood Working Centre, Lahore (integration of Modern Pattern Shop and H.D.C. Wood Craft, Lahore).	Revised	0.580	0.200
15.	Small Industries Estate, Gujranwala	Approved	4.970	5.254
16.	Small Industries Estate, Sialkot	Do.	4.951	4.488
17.	Sewing Machine Industries Estate Lahore	Revised	2.144	0.512
18.	Modern Pattern Shop at Sewing Machine Estate, Lahore.	Approved	0.156	0.147
19.	Zonal Office, Lahore	Do.	—	0.280
20.	Development-cum-Training Centre for Carpet Industry, Leiah.	Do.	0.120	0.017
21.	Development-cum-Training Centre for Carpet Industry, D.G. Khan.	Do.	0.165	0.052
22.	Handicrafts Development Centre, Multan	Do.	0.130	0.018
23.	Textile Service Centre, Multan	Do.	0.903	1.073
24.	Zonal Office, Multan	Do.	—	0.027
25.	Handicrafts Development Centre, Bahawalpur	Do.	—	0.130

W.P.S.C.
PUNJAB

(Million Rupees)

4th plan allocation	Revised Estimates for 1970-71	Provision for 1971-72	Foreign Exchange required for 1971-72			Source of Foreign Aid
			Total	Own Resources	Foreign Aid	
6	7	8	9	10	11	12
1.331	0.360	0.100	—	—	—	—
0.241	0.035	0.026	—	—	—	—
—	0.047	0.040	—	—	—	—
—	0.043	0.035	—	—	—	—
—	0.053	0.030	—	—	—	—
—	0.090	0.050	—	—	—	—
—	0.098	0.090	—	—	—	—
0.212	0.035	0.026	—	—	—	—
1.317	0.280	0.097	—	—	—	—
2.548	0.550	0.125	—	—	—	—
0.922	0.240	0.100	—	—	—	—
0.230	0.045	0.030	—	—	—	—
0.291	0.045	0.020	—	—	—	—
0.849	0.130	—	—	—	—	—
—	0.122	0.060	—	—	—	—
—	0.135	0.060	—	—	—	—
—	0.025	0.030	—	—	—	—
—	—	—	—	—	—	—
—	0.186	0.180	—	—	—	—
—	0.050	0.030	—	—	—	—
—	0.064	0.030	—	—	—	—
—	0.047	0.030	—	—	—	—
0.777	0.250	0.070	—	—	—	—
—	0.120	0.100	—	—	—	—
—	0.070	0.035	—	—	—	—

Agency :
Province :

Serial No.	Name of the scheme	Status of the Scheme	Estimated cost	Estimated expnt. during 3rd Plan
1	2	3	4	5
26.	Addition of Cell, Leather and Embroidered Goods in H.D.C. Bahawalpur.	Approved	0.130	—
27.	Small Industries Estate, Bahawalpur	Do.	2.350	1.574
28.	Handicrafts Development Centre, for Cholistani Durree at Ahmadpur.	Do.	0.086	0.047
29.	Handicrafts Development Centre, for Textile Crafts in Lyallpur (Kamalia).	Do.	0.203	—
30.	Establishment of Research Laboratory in Model Training Centre, Gujranwala.	Do.	0.321	—
31.	Artisan Colony, Lahore	Do.	0.498	—
32.	Artisan Colony, Multan	Do.	0.499	—
SCHEMES ON WEST PAKISTAN BASIS :				
1.	Headquarters, Lahore	Do.	—	—
2.	Small Industries Survey Organisation	Do.	—	—
3.	Staff Training Scheme for WPSIC	Do.	—	—
4.	Consultant and Industrial Counsellor	Do.	—	—
5.	Fairs and Exhibition	Do.	—	—
6.	Handicrafts Design Centre, Lahore	Do.	—	—
7.	Small Industries Advisory Service	Do.	—	—
8.	Export Advisory Cell of WPSIC	Do.	—	—
		Total ..		

WPSIC
PUNJAB

(Million Rupees)

4th plan allocation	Revised Estimates 1970-71	Provision for 1971-72	Foreign Exchange required for 1971-72			Source of Foreign Aid
			Total	Own Resources	Foreign Aid	
6	7	8	9	10	11	12
0.618	0.050	—	—	—	—	—
—	0.068	0.035	—	—	—	—
0.316	0.044	0.021	—	—	—	—
0.872	0.203	—	—	—	—	—
0.321	0.321	—	—	—	—	—
—	0.250	—	—	—	—	—
—	0.250	—	—	—	—	—
—	1.141	1.160	—	—	—	—
—	0.042	0.040	—	—	—	—
—	0.026	—	—	—	—	—
0.045	0.065	0.075	—	—	—	—
—	0.042	—	—	—	—	—
—	0.032	0.125	—	—	—	—
1.346	0.210	0.150	—	—	—	—
—	—	—	—	—	—	—
	6.846	3.000	—	—	—	—

Agency :
Province :

Serial No.	Name of the scheme	Status of the Scheme	Estimated cost	Estimated expdt. up to the 3rd Plan Period
1	2	3	4	5
On-going Schemes				
1.	Handicrafts Development Centre, Khairpur ..	Approved	0.030	0.058
2.	Small Industries Estate, Sukkur	Do.	2.922	4.288
3.	Small Industries Estate Larkana.	Do.	2.609	3.088
4.	Extension of Cell of S.I.I. at Sukkur	Do.	0.070	0.055
5.	Light Engineering Service Centre, Sukkur ...	Do.	3.900	—
6.	Zonal Office, Khairpur	Do.	—	0.010
7.	Development-cum-Training Centre for Carpet Industry, Hyderabad.	Do.	0.090	0.165
8.	Development-cum-Training Centre for Carpet Industry, Mithi.	Do.	0.090	0.018
9.	Handicrafts Development Centre, Hala	Revised	0.449	0.022
10.	Handicrafts Development Centre for Glass Bangles, Hyderabad.	Approved	0.402	0.300
11.	Handicrafts Development Centre for Drugget Making, Nagarpurkar.	Do.	0.058	0.021
12.	Handicrafts Development Centre for Desert Embroidery, Mirpur Khas.	Do.	0.095	0.023
13.	Metal Industries Development Centre, Shikarpur ..	Do.	—	0.073
14.	Zonal Office, Hyderabad	Do.	—	0.011
15.	Light Engineering Service Centre, Karachi ..	Do.	1.657	1.551
16.	Service and Common Facility Centre (Textile), Karachi.	Do.	3.045	3.943
17.	Handicrafts Development Centre for Stone and Marble Craft, Karachi.	Do.	0.250	0.093
18.	Artisan Workshop Malir Karachi	Do.	0.745	0.775
19.	Zonal Office, Karachi	Do.	—	0.176
20.	Handicrafts Development Centre, Lacquor Training, Kashmore (Jacobabad).	Do.	0.093	—
21.	Artisan Colony, Hyderabad	Do.	0.499	—
SCHEMES ON WEST PAKISTAN BASIS :				
1.	Headquarters, Lahore	Do.	—	—
2.	Small Industries Survey Organization	Do.	—	—
3.	Staff Training Scheme for WPSIC	Do.	—	—

WPSIC
SIND.

(Million Rupees)

4th plan allocation	Revised Estimates for 1970-71	Provision for 1971-72	Foreign Exchange required for 1971-72			Soruce of Foreign Aid
			Total	Own Resources	Foreign Aid	
6.	7	8	9	10	11	12
—	0.056	0.040	—	—	—	—
—	0.090	0.041	—	—	—	—
—	0.076	0.041	—	—	—	—
0.848	0.100	0.020	—	—	—	—
4.994	0.300	—	—	—	—	—
—	0.143	0.130	—	—	—	—
—	0.066	0.040	—	—	—	—
—	0.048	0.030	—	—	—	—
—	0.048	—	—	—	—	—
1.010	0.056	—	—	—	—	—
0.201	0.053	0.020	—	—	—	—
0.244	0.060	0.035	—	—	—	—
—	0.002	0.002	—	—	—	—
—	0.085	0.080	—	—	—	—
1.734	0.400	0.090	—	—	—	—
0.400	0.060	0.006	—	—	—	—
0.726	0.050	0.022	—	—	—	—
—	0.071	0.002	—	—	—	—
—	0.241	0.180	—	—	—	—
0.580	0.112	0.030	—	—	—	—
—	0.250	—	—	—	—	—
—	0.768	0.500	—	—	—	—
—	0.027	0.018	—	—	—	—
—	0.016	—	—	—	—	—

AGENCY :
 PROVINCE :

Serial No.	Name of scheme	Status of the scheme	Estimated cost	Estimated Expdt. during 3rd Plan
1	2	3	4	5
4.	Consultant and Industrial Counsellar	Approved	—	—
5.	Fairs and Exhibitions	Do.	—	—
6.	Handicrafts Design Centre, Lahore	Do.	—	—
7.	Small Industries Advisory Service	Do.	—	—
8.	Export Advisory Cell of WPSIC	Do.	—	—
	Total ..			

WPSIC
SIND

(Million Rupees)

4th Plan allocation	Revised Estimates 1970-71	Provision for 1971-72	Foreign Exchange required for 1971-72			Source of Foreign Aid
			Total	Own Resources	Foreign Aid	
6	7	8	9	10	11	12
0.024	0.040	0.033	—	—	—	—
—	0.027	—	—	—	—	—
—	—	0.060	—	—	—	—
0.718	0.135	0.080	—	—	—	—
—	—	—	—	—	—	—
—	3.722	1.500	—	—	—	—

AGENCY :
PROVINCE :

Serial No.	Name of scheme	Status of the scheme	Estimated cost	Estimated Expdt. up to the 3rd Plan
1	2	3	4	5
On-Going Schemes				
1.	Handicrafts Development Centre (Wool Weaving and Wood Carving) Jareed.	Approved	0.686	0.132
2.	Taxtile Training Centre, Urmer	Do.	0.296	0.069
3.	Metal Industries Development Centre, Peshawar	Revised	1.110	0.027
4.	Ceramic Training Centre, Pabbi	Do.	0.175	0.065
5.	Embroidery Knitting Centre, Mansehra	Do.	0.037	0.010
6.	Extension Cell of Small Industries Institute at Peshawar.	Do.	0.070	0.055
7.	Development-cum-Training Centre for Carpet Industry, Peshawar.	Do.	0.090	0.014
8.	Handicrafts Development Centre, Peshawar	Do.	0.030	0.028
9.	Woollen Spinning Centre, Mansehra	Do.	0.774	0.621
10.	Small Industries Estate, Peshawar	Do.	2.395	3.266
11.	Zonal Office, Peshawar	Do.	—	0.018
12.	Wood Working Service Centre, Peshawar	Un-Approved	2.604	—
13.	Training Centre for Patti Making, Swat	Approved	0.196	0.134
14.	Training Centre for Patti and Drugget Making, Dir.	Do.	0.250	0.153
15.	Development-cum-Training Centre for Carpet Industries, Bannu.	Do.	0.090	0.012
16.	Handicrafts Development Centre, D.I. Khan	Do.	0.030	0.018
17.	Addition Cell for Morblecraft in Handicrafts Development Centre, Peshawar.	Do.	0.321	—
Schemes On West Pakistan Basis				
1.	Headquarters, Lahore	Do.	—	—
2.	Small Industries Survey Organization	Do.	—	—
3.	Staff Training Scheme for WPSIC	Do.	—	—
4.	Consultant and Industrial Counsellar	Do.	—	—
5.	Fair and Exhibition	Do.	—	—
6.	Handicrafts Design Centre, Lahore	Do.	—	—
7.	Small Industries Advisory Service	Do.	—	—
8.	Export Advisory Cell of WPSIC	Do.	—	—
Sub-Total—On-Going Schemes			9.154	4.62

WPSIC
NWEP

(Million Rupees)

4th Plan allocation	Revised Estimates for 1970-71	Provision for 1971-72	Foreign Exchange required for 1971-72			Source of Foreign Aid
			Total	Own Resources	Foreign Aid	
6	7	8	9	10	11	12
0.934	0.550	0.100	—	—	—	—
0.775	0.770	—	—	—	—	—
0.618	0.060	—	—	—	—	—
0.438	0.060	—	—	—	—	—
0.431	0.045	0.035	—	—	—	—
0.849	0.100	0.020	—	—	—	—
—	0.050	0.034	—	—	—	—
—	0.044	0.033	—	—	—	—
0.244	0.060	0.060	—	—	—	—
—	0.133	0.043	—	—	—	—
—	0.195	0.200	—	—	—	—
2.257	0.400	0.500	—	—	—	—
0.325	0.065	0.042	—	—	—	—
0.510	0.060	0.050	—	—	—	—
—	0.050	0.030	—	—	—	—
—	0.045	0.030	—	—	—	—
0.548	0.122	—	—	—	—	—
—	0.598	0.470	—	—	—	—
—	0.021	0.015	—	—	—	—
—	0.013	—	—	—	—	—
0.021	0.030	0.028	—	—	—	—
—	0.021	—	—	—	—	—
—	0.015	0.040	—	—	—	—
0.629	0.105	0.050	—	—	—	—
—	0.026	—	—	—	—	—
—	2.937	1.780	—	—	—	—

AGENCY :
 PROVINCE :

Serial No.	Name of the scheme	Status of the Scheme	Estimated cost	Estimated expenditure up to the 3rd Plan
1	2	3	4	5
New Schemes				
1.	Small Industries Estate, Tarbela Dam Area	Un-Approved	2.397	—
	Sub-Total—New Schemes		2.397	—
	GRAND TOTAL		11.551	4.622

**WFSIC
NWFP**

4th Plan allocation	Revised Estimates 1971-72	Provision for 1971-72	Foreign Exchange required for 1971-72			Source of Foreign Aid
			Total	Own Resources	Foreign Aid	
6	7	8	9	10	11	12
—	—	0.500	—	—	—	—
—	—	0.500	—	—	—	—
—	2.957	2.280	—	—	—	—

AGENCY :
 PROVINCE :

Serial No.	Name of scheme	Status of the scheme	Estimated cost	Estimated Expdt. up to the 3rd Plan
1	2	3	4	5
On-Going Schemes				
1.	Development-cum-Training Centre for Carpet Industries, Naushki.	Approved	0.090	0.019
2.	Handicrafts Development Centre, Quetta	Do.	0.030	0.015
3.	Handicrafts Development Centre, Loralai	Do.	0.010	0.012
4.	Carpet and Drugget Making, Chaman	Do.	0.196	0.021
5.	Small Industries Estate, Quetta	Do.	2.200	1.742
6.	Zonal Office, Quetta	Do.	—	0.038
7.	Handicrafts Development Centre, Kalat	Do.	0.131	0.009
8.	Wool Spinning and Weaving Centre, Mastung	Do.	1.110	0.850
9.	Addition of Cell for Marble crafts in H.D.C., Quetta.	Do.	0.251	—
10.	Handicrafts Development Centre (Embroidery), Khuzdar.	Do.	0.022	—
11.	Pottery Centre, Dhadar (Revision of Pottery Centre, Bhag).	Un-Approved	0.495	—
Schemes On West Pakistan Basis				
1.	Headquarter, Lahore	Approved	—	—
2.	Small Industries Survey Organization	Do.	—	—
3.	Staff Training Scheme for WPSIC	Do.	—	—
4.	Consultant and Industrial Counsellor	Do.	—	—
5.	Fairs and Exhibition	Do.	—	—
6.	Handicrafts Design Centre, Lahore	Do.	—	—
7.	Small Industries Advisory Service	Do.	—	—
8.	Expert Advisory Cell of WPSIC	Do.	—	—
Total ..				

WPSIC
BALUCHISTAN

(Million Rupees)

4th Plan allocation	Revised Estimates for 1970-71	Provision for 1971-72	Foreign Exchange required for 1971-72			Source of Foreign Aid
			Total	Own Resources	Foreign Aid	
6	7	8	9	10	11	12
—	0.069	0.049	—	—	—	—
—	0.054	0.043	—	—	—	—
—	0.045	0.035	—	—	—	—
0.265	0.060	0.047	—	—	—	—
—	0.062	0.040	—	—	—	—
—	0.140	0.116	—	—	—	—
—	0.061	0.052	—	—	—	—
0.431	0.330	0.111	—	—	—	—
0.675	0.251	—	—	—	—	—
—	0.053	0.037	—	—	—	—
—	—	0.020	—	—	—	—
—	0.285	0.175	—	—	—	—
—	0.100	0.005	—	—	—	—
—	0.006	—	—	—	—	—
—	0.015	0.010	—	—	—	—
—	0.010	—	—	—	—	—
—	—	0.015	—	—	—	—
—	0.050	0.020	—	—	—	—
—	—	—	—	—	—	—
	1.509	0.775	—	—	—	—

1917

...

...

...

...

...

...

...

...

...

...

...

...

...

...

...

...

...

...

...

...

...

...

...

...

...

...

...

...

...

...

...

PART III
PROVINCE-WISE PROGRAMME OF AUTONOMOUS BODIES
(ALLOCABLE ONLY)

587—588

1 2 3 4 5 6 7 8 9 10 11 12 13 14 15 16 17 18 19 20 21 22 23 24 25 26 27 28 29 30 31 32 33 34 35 36 37 38 39 40 41 42 43 44 45 46 47 48 49 50 51 52 53 54 55 56 57 58 59 60 61 62 63 64 65 66 67 68 69 70 71 72 73 74 75 76 77 78 79 80 81 82 83 84 85 86 87 88 89 90 91 92 93 94 95 96 97 98 99 100

PROVINCE-WISE PROGRAMME OF AUTONOMOUS BODIES

(Allocable only)

SUMMARY

(Million Rupees)

Pages	Province	Agency					Provision for 1971-72
I. Punjab							
		WAPDA (Water)	72.000
		WPADC	36.000
		WPIDC	30.000
		WPSIC	3.000
		Total	141.000
II. Sind							
		WAPDA (Water)	17.000
		WPADC	29.000
		WPIDC	28.300
		WPSIC	1.500
		Total	75.800
III. NWFP							
		WAPDA (Water)	15.316
		WPADC	8.504
		WPIDC	14.400
		WPSIC	2.280
		Total	40.500
IV. Baluchistan							
		WAPDA (Water)	3.205
		WPADC	6.220
		WPIDC	2.500
		WPSIC	7.500
		Total	12.700
		GRAND TOTAL	270.000

DEVELOPMENT PROGRAMME 1971-72 AUTONOMOUS BODIES

PROVINCE-WISE SUMMARY

(Million Rupees)

Sl. No.	Name of the Province/Agency	Provision for 1971-72	Foreign Exchange required for 1971-72		
			Total	Own Resources	Foreign Aid
1	2	3	4	5	6
I. Punjab					
1.	WAPDA (Water)	72.000	8.364	0.020	8.344
2.	WPADC	36.000	26.574	0.678	25.896
3.	WPIDC	30.000	2.340	0.150	2.190
		<u>141.000</u>	<u>37.278</u>	<u>0.848</u>	<u>36.430</u>
II. Sind					
1.	WAPDA (Water)	17.000	4.129	—	4.129
2.	WPADC	29.000	7.874	0.454	7.420
3.	WPIDC	29.300	1.490	0.690	0.800
4.	WPSIC	1.500	—	—	—
		<u>75.800</u>	<u>13.493</u>	<u>1.144</u>	<u>12.349</u>
III. N.W.F.P.					
1.	WAPDA (Water)	15.316	1.550	—	1.550
2.	WPADC	8.504	3.772	0.062	3.710
3.	WPIDC	14.400	2.060	0.960	1.100
4.	WPSIC	2.280	—	—	—
		<u>40.500</u>	<u>7.382</u>	<u>1.022</u>	<u>6.360</u>
IV. Baluchistan					
1.	WAPDA (Water)	3.205	0.306	—	0.306
2.	WPADC	6.220	0.096	0.022	0.074
3.	WPIDC	2.500	0.700	0.200	0.500
4.	WPSIC	0.775	—	—	—
	Total (Baluchistan)	<u>12.700</u>	<u>1.102</u>	<u>0.222</u>	<u>0.880</u>
	GRAND TOTAL (ALLOCABLE PROG.)	<u>270.000</u>	<u>59.255</u>	<u>3.236</u>	<u>56.019</u>
Un-allocable Programme					
1.	WAPDA (Power)	380.000	106.840	18.650	88.190
2.	P.W.R. (T&C)	120.000	49.071	—	49.071
	Total (Un-allocable)	<u>500.000</u>	<u>155.911</u>	<u>18.650</u>	<u>137.261</u>
	GRAND TOTAL	<u>770.000</u>	<u>215.166</u>	<u>21.886</u>	<u>193.280</u>

PUNJAB

Serial No.	Name of scheme	Status of the scheme	Estimated cost	Estimated Expdt. during 3rd plan
1	2	3	4	5
A. Water Development				
1.	Khanpur Dam Project	Approved/Revised PCI with CDWP	178.000	44.827
2.	Chashma Right Bank Canal	PCI under preparation.	144.000 (Approx cost)	—
B. Misc-/General				
3.	General Investigations*	Un-Approved	135.900	123.400
C. Reclamation				
4.	SCARP-Rachna Doab	Approved	95.325	—
5.	SCARP-II (Chaj Doab)	Approved/Revised PCI under submission.	508.160	246.166
6.	SCARP-III (Lower Thal)	Approved	224.450	196.626
7.	SCARP-IV (Uper Rechna)	Do.	310.980	125.391
8.	SCARP-Shorkot Kamalia	PCI with CDWP.	88.200	—
9.	SCARP-VI (Bahawalpur)	PCI with PDWP.	446.500	—
10.	Mona Experimental Project	Approved	7.650	3.560
TOTAL				

* All figures on West Pakistan basis Except column 8.

PUNJAB
WAPDA (water)

(Million Rupees)

4th plan allocation	Revised Estimates 1970-71	Provision for 1971-72	Foreign Exchange required for 1971-72			Source of Foreign Aid
			Total	Own Resources	Foreign Aid	
6	7	8	9	10	11	12
133.000	12.300	(15.000 provided in Central ADP).				
144.000	1.660	0.150	3.650	—	—	—
162.000	15.276	5.300	1.500	—	1.500	USAID.
—	0.006	—	—	—	—	—
139.300	66.569	41.000	4.160	—	4.160	USAID.
37.600	36.754	20.000	3.050	0.010	3.040	Yugoslave Protocol and KWF Loan.
11.600	17.185	5.000	0.410	0.010	0.400	Yugoslave Protocol.
63.900	—	—	—	—	—	—
218.400	—	—	—	—	—	—
10.000	1.064	0.550	—	—	—	—
919.800	150.814	72.000	12.770	0.020	9.100	—

Serial No.	Name of scheme	Status of the scheme	Estimated cost	Total Estimated Expd. up to 3-6-71
1	2	3	4	5
I. WATER				
<i>On-going Schemes :</i>				
1.	Construction of Chichali Dam	Approved	2.413	5.236
			<u>4.818</u>	
2.	Construction of Dhurnal Dam	Do.	1.595	1.759
3.	Construction of Dhok Tahlian Dam	Do.	0.949	1.150
4.	Construction of Qibla Bandi Dam. (Site 349)	Do.	1.331	1.675
5.	Obtaining mechanical equipment for construction of Small Dams.	Do.	2.413	1.454
6.	General investigation for Small Dam Sites in Northern and Southern Areas.	Do.	1.787	1.917
7.	Vehoa Pick-up-Weir	Do.	1.170	0.750
8.	Nirali Dam	Do.	0.325	1.016
			<u>1.015</u>	
9.	Dungi Dam	Do.	0.941	1.491
			<u>1.491</u>	
10.	Ratti Kassi Dam	Do.	0.527	0.740
			<u>0.740</u>	
11.	Bango Dam	Do.	0.114	0.119
	Total—On-going Schemes			
New Schemes				
1.	General investigation for selection of Small Dam Sites 1971—73 in Hilly Area of Punjab.	Un-Approved	0.790	—
	Total—New Scheme			
	Total—Water			
I. AGRICULTURE				
(i) Agriculture and Agricultural Credits				
<i>On-going Schemes :</i>				
1.	Manure and Fertilizer (Subsidy)	Do.	416.580	
2.	Subsidy on Seed Distribution	Do.	35.000	

**PUNJAB
WPADC**

(Million Rupees)

4th plan allocation	Revised Estimates 1970-71	Provision for 1971-72	Foreign Exchange required for 1971-72			Source of Foreign Aid		
			Total	Own Resources	Foreign Aid			
6	7	8	9	10	11	12		
	0.376	—	—	—	—	—		
	0.045	—	—	—	—	—		
	0.115	—	—	—	—	—		
	0.528	—	—	—	—	—		
	0.325	0.100	—	—	—	—		
Block Provision for Small Dams 30.000	0.435	—	—	—	—	—		
	0.750	0.150	—	—	—	—		
	0.025	—	—	—	—	—		
	0.045	—	—	—	—	—		
	0.020	—	—	—	—	—		
	0.003	—	—	—	—	—		
	2.667	0.250	—	—	—	—		
	—	0.050	—	—	—	—		
	—	0.050	—	—	—	—		
	2.667	0.300	—	—	—	—		
416.580	43.389 Punjab	33.000 Punjab	25.896 Punjab	—	25.896 Punjab	USA	Canada	Norway.
35.000	1.066 (Punjab)	0.575 (Punjab)	0.670 (Punjab)	0.670 (Punjab)	—			

Serial No:	Name of scheme	Status of the scheme	Estimated cost	Total Estimated Expdit. up to 30-6-71
1	2	3	4	5
3.	Scheme for Field Inspection and Certification of High Grade quality of Seeds (Establishment of Seed Testing Laboratories).	Approved	1.046	
			4.698	
4.	Soan Valley Land Imp. Project	Do.	71.237	52.874
	Total—Agriculture and Agricultural credits			
(ii) Animal Husbandry				
<i>On-going Schemes :</i>				
1.	Livestock Development and Research Farm for Dhanni Cattle and Hissar Dale Sheep, Kherimurat	Approved	1.491	1.970
2.	Development of Livestock Farm, Kherimurat	Do.	0.175	0.211
	Total—Animal Husbandry			
(iii) Fisheries				
<i>On-going Schemes :</i>				
1.	Development and Exploitation of Fisheries in Small Dams.---	Approved	0.493	0.090
	Total—Fisheries			
	Total—Agriculture Sector			
	GRAND TOTAL			

(Million Rupees)

4th plan allocation	Revised Estimates 1970-71	Provision for 1971-72	Foreign Exchange required for 1971-72			Source of Foreign Aid
			Total	Own Resources	Foreign Aid	
6	7	8	9	10	11	12
4.698	0.129 (Punjab)	0.125 (Punjab)	0.008 (Punjab)	0.008 (Punjab)	—	—
95.000 (Block)	2.940	2.000	—	—	—	—
	47.524	35.700	26.574	0.678	25.896	
0.150	0.135	—	—	—	—	—
0.050	0.045	—	—	—	—	—
	0.180	—	—	—	—	—
0.493	0.090	—	—	—	—	—
	0.090	—	—	—	—	—
	47.794	35.700	26.574	0.678	25.896	
	50.461	36.000	26.574	0.678	25.896	

Serial No.	Name of scheme	States of the scheme	Estimated cost	Estimated Expd. during the Third Plan period
1	2	3	4	5
<i>On-going Schemes :</i>				
1.	Heavy Mechanical Complex	Approved	181.000	109.790
2.	Central Foundry and Forge	Do.	176.070	0.890
3.	Heavy Electrical Complex	Un-Approved	200.000	7.930
4.	Punjab Mineral Development Project (Survey).	Do.	0.600	—
Total—On-Going Schemes				
<i>New Schemes</i>				
1.	Priling of Urea Fertilizer Scheme at Multan	Do.	5.700	—
2.	Pak American Fertilizer Ltd., Conversion of Plant to use Natural Gas instead of Coal.	Do.	20.700	—
3.	Development of Rock-Salt Mines	Do.	5.000	—
4.	Punjab Mineral Development Project	Do.	—	—
Total—New Schemes				
Total—On-going and New Schemes				

(Million Rupees)

4th plan allocation	Revised Estimates for 1970-71	Provision for 1971-72	Foreign Exchange required for 1971-72			Source of Foreign Aid
			Total	Own Resources	Foreign Aid	
6	7	8	9	10	11	12
60.000	26.846	20.000	0.690	—	0.690	Chinese Credit
174.000	1.500	4.500	0.500	—	0.500	Chinese Credit
132.000	0.500	—	—	—	—	—
Block Provision No. III.	0.600	—	—	—	—	—
	29.446	24.500	1.190	—	1.190	
Block Provision No. II.	—	0.500	0.100	0.100	—	—
Do.	—	4.500	1.000	—	1.000	—
5.000	0.500	—	—	—	—	—
Block Provision No. III.	—	0.500	0.050	0.050	—	—
	0.500	5.500	1.150	0.150	1.000	
	29.946	30.000	2.340	0.150	2.190	

Serial No.	Name of scheme	Status of the scheme	Estimated cost	Estimated Expdt. during the Third Plan period
1	2	3	4	5
<i>On-going Schemes :</i>				
1.	Institute of Ceramic and Common Facility Centre for Potters, Gujrat.	Approved	1.677	1.377
2.	Carpet Centre, Talagang	Do.	0.080	0.016
3.	Handicrafts Dev : Centre, Rawalpindi	Revised	0.496	0.112
4.	Handicrafts Dev : Centre, Murree	Do.	0.404	0.060
5.	Dev-cum-Training Centre for Carpet Industry, Gujrat Khan.	Approved	0.120	0.013
6.	Small Industries Estate, Gujrat	Do.	2.462	3.120
7.	Zobal Office, Rawalpindi	Do.	—	0.332
8.	Carpet Centre, Naushera	Do.	0.080	0.006
9.	Cutlery and Small Tools Service, Nizamabad ..	Do.	0.943	1.193
10.	Light Engineering Service Centre, G/Wala ..	Do.	2.229	2.225
11.	Sports Goods Service Centre, Sialkot	Do.	0.630	0.718
12.	Rubber and Plastic Cell Store Goods Centre, Sialkot.	Revised	0.844	0.201
13.	Electrical Appliances Cell at Metal Centre ..	Approved	0.275	0.121
14.	Wood Working Centre, Lahore (integration of Modern Pattern Shop and H.D.C. Wood Craft, Lahore)	Revised	0.580	0.200
15.	Small Industries Estate, Gujranwala	Approved	4.970	5.254
16.	Small Industries Estate, Sialkot	Do.	4.951	4.488
17.	Sewing Machine Industries Estate, Lahore ..	Revised	2.144	0.512
18.	Modern Pattern Shop at Sewing Machine Estate, Lahore.	Approved	0.156	0.147
19.	Zonal Office, Lahore	Do.	—	0.280
20.	Development-cum-Training Centre for Carpet Industry, Leiah.	Do.	0.120	0.017
21.	Development-cum-Training Centre for Carpet Industry, D.G. Khan.	Do.	0.165	0.052
22.	Handicrafts Development Centre, Multan ..	Do.	0.130	0.018
23.	Textile Service Centre, Multan	Do.	0.903	1.073
24.	Zonal Office, Multan	Do.	—	0.027
25.	Handicrafts Development Centre, Bahawalpur ..	Do.	—	0.130

(Million Rupees)

4th plan allocation	Revised Estimates 1970-71	Provision for 1971-72	Foreign Exchange required for 1971-72			Source of Foreign Aid
			Total	Own Resources	Foreign Aid	
6	7	8	9	10	11	12
1.331	0.360	0.100	—	—	—	—
0.241	0.035	0.026	—	—	—	—
—	0.047	0.040	—	—	—	—
—	0.043	0.035	—	—	—	—
—	0.053	0.030	—	—	—	—
—	0.090	0.050	—	—	—	—
—	0.098	0.090	—	—	—	—
0.212	0.035	0.026	—	—	—	—
1.317	0.280	0.097	—	—	—	—
2.548	0.550	0.125	—	—	—	—
0.922	0.240	0.100	—	—	—	—
0.230	0.045	0.030	—	—	—	—
0.291	0.045	0.020	—	—	—	—
0.849	0.130	—	—	—	—	—
—	0.122	0.060	—	—	—	—
—	0.135	0.060	—	—	—	—
—	0.025	0.030	—	—	—	—
—	—	—	—	—	—	—
—	0.186	0.180	—	—	—	—
—	0.050	0.030	—	—	—	—
—	0.064	0.030	—	—	—	—
—	0.047	0.030	—	—	—	—
0.777	0.250	0.070	—	—	—	—
—	0.120	0.100	—	—	—	—
—	0.070	0.035	—	—	—	—

Serial No.	Name of scheme	Status of the scheme	Estimated cost	Estimated Expdt. during the Third Plan period
1	2	3	4	5
26.	Addition of Cell, Leather and Embroidered Goods in H.D.C., Bahawalpur.	Approved	0.130	—
27.	Small Industries Estate, Bahawalpur	Do.	2.350	1.574
28.	Handicrafts Development Centre for Cholistani Durree at Ahmadpur.	Do.	0.086	0.047
29.	Handicrafts Development Centre for Textile Crafts in Lyallpur (Kamalia).	Do.	0.203	—
30.	Establishment of Research Laboratory in Model Training Centre, Gujranwala.	Do.	0.321	—
31.	Artisan Colony, Lahore	Do.	0.498	—
32.	Artisan Colony Multan	Do.	0.499	—
Schemes on West Pakistan Basis				
1.	Headquarters, Lahore	Do.	—	—
2.	Small Industries Survey Organisation	Do.	—	—
3.	Staff Training Scheme for WPSIC	Do.	—	—
4.	Consultant and Industrial Counsellor	Do.	—	—
5.	Fairs and Exhibition	Do.	—	—
6.	Handicrafts Design Centre, Lahore	Do.	—	—
7.	Small Industries Advisory Service	Do.	—	—
8.	Export Advisory Cell of WPSIC	Do.	—	—
Total ..				

(Million Rupees)

4th plan allocation	Revised Estimates for 1970-71	Provision for 1971-72	Foreign Exchange required for 1971-72			Source of Foreign Aid
			Total	Own Resources	Foreign Aid	
6	7	8	9	10	11	12
0.618	0.050	—	—	—	—	—
—	0.068	0.035	—	—	—	—
0.316	0.044	0.021	—	—	—	—
0.872	0.203	—	—	—	—	—
0.321	0.321	—	—	—	—	—
—	0.250	—	—	—	—	—
—	0.250	—	—	—	—	—
—	1.141	1.160	—	—	—	—
—	0.042	0.040	—	—	—	—
—	0.026	—	—	—	—	—
0.045	0.065	0.075	—	—	—	—
—	0.042	—	—	—	—	—
—	0.032	0.125	—	—	—	—
1.346	0.210	0.150	—	—	—	—
—	—	—	—	—	—	—
	6.846	3.000	—	—	—	—

SIND

(605)

PROVINCE :

AGENCY :

Serial No.	Name of scheme	Status of the scheme	Estimated cost	Estimated Expkt. during 3rd Plan
1	2	3	4	5
A. Water Development				
1.	Karachi Irrigation Project	Approved/Revised PCI with CDWP	190.750	43.988
B. Misc./General				
2.	General Investigation*	Un-approved.	135.900	123.407
C. Reclamation				
3.	SCARP-Rohri North	Approved.	180.190	38.727
4.	SCARP-Kahairpur	Do.	152.870	131.893
5.	SCARP-Larkana-Shikarpur	Revised PCI with PDWP Stage I Stage II	26.630	22.332
6.	Mona Experimental Project	Approved.	7.650	3.560
TOTAL ..				

*All figures on West Pakistan basis except column-8.

SIND
WAPDA (Water)

(Million Rupees)

4th plan allocation	Revised Estimates for 1970-71	Provision for 1971-72	Foreign Exchange required for 1971-72			Source of Foreign Aid
			Total	Own Resources	Foreign Aid	
6	7	8	9	10	11	12
144.900	14.309	(20.000 provided in Central ADP).				
162.000	15.276	0.700	1.500	—	1.500	USAID.
150.000	25.026	14.000	4.029	—	4.029	Yugoslav Protocol.
—	2.889	2.064	—	—	—	—
—	0.800	—	—	—	—	—
10.000	1.064	0.236	—	—	—	—
	59.364	17.000	5.529	—	5.529	

Serial No.	Name of Scheme	Status of the scheme	Estimated cost	Estimated Expt. during 3rd Plan
1	2	3	4	5
I. WATER				
On-Going Schemes				
1.	Guddu Barrage Project (Other than Head Works).	Approved.	474.806	536.415
			<u>615.079</u>	
2.	G. M. Barrage Project (Other than Head Works).	Do.	410.640	430.419
			<u>451.609</u>	
3.	Development of Ground Water Guddu Barrage Left Bank.	Do.	9.161	5.196
4.	G. M. Barrage Drainage Works	Do.	152.400	101.966
			<u>350.000</u>	
5.	Flood Protection Works in G. M. Barrage	Do.	5.000	4.164
6.	Flood Protection Works in Guddu Barrage	Do.	7.000	16.692
7.	Constructing Link Canal from construction of out-fall regulator to R. D. 108 of K. D. Feeder Lower, G. M. Barrage.	Do.	26.427	12.860
	Total—Water			
II. AGRICULTURE				
(i) Agriculture & Agricultural Credits				
On-Going Schemes				
1.	Manure and Fertilizer (Subsidy	Do.	416.580	—
2.	Subsidy on Seed Distribution		35.000	—
3.	Scheme for Field Inspection and Certification of High Grade quality of Seed (Establishment of Seed Testing Laboratories).	Do.	1.043	—
			<u>4.698</u>	
4.	Construction of Agriculture Department Buildings in Guddu.	Do.	1.765	1.457
5.	Soil & Water Testing Laboratories in Guddu	Do.	0.324	0.352
6.	Construction of WPADC Work-shop, Hyderabad	Do.	4.542	1.892
7.	Residential and Non-residential Buildings for Agriculture Department in G. M. Barrage.	Do.	1.904	0.860
8.	Agricultural Development Estates Project, Karachi (P. C. II).	Do.	0.727	0.790
	Total—On-Going Schemes			

(Million Rupees)

4th plan allocation	Revised Estimates 1970-71	Provision for 1971-72	Foreign Exchange required for 1971-72			Source of Foreign Aid
			Total	Own Resources	Foreign	
6	7	8	9	10	11	12
35.000	5.400	2.350	0.100	0.100	—	—
50.000	6.480	3.500	0.100	0.100	—	—
0.600	0.270	0.200	—	—	—	—
55.000	9.000	2.400	—	—	—	—
5.000	0.900	0.050	—	—	—	—
7.000	1.800	0.150	—	—	—	—
18.100	4.500	1.900	—	—	—	—
	28.350	10.550	0.200	0.200	—	
416.580 (Sind)	12.432 (Sind)	10.000 (Sind)	7.420 (Sind)	—	7.420 (Sind)	U.S.A., Canada, Norway.
(78.317) 35.000 (Sind) (8.750)	0.398 (Sind)	0.250 (Sind)	0.250 (Sind)	0.250 (Sind)	—	—
4.698 (Sind) (1.044)	0.064 (Sind)	0.088 (Sind)	0.004 (Sind)	0.004 (Sind)	—	—
0.500	0.180	—	—	—	—	—
0.124	0.05	0.045	—	—	—	—
3.100	0.450	—	—	—	—	—
1.244	0.180	—	—	—	—	—
0.135	0.135	—	—	—	—	—
	13.893	10.383	7.674	0.254	7.420	

Serial No.	Name of Scheme	Status of the scheme	Estimated cost	Estimated Expdt. during 3rd Plan
1	2	3	4	5
<i>New Schemes</i>				
1.	Agricultural Development Estates, Karachi. (P.C. I.)	Un-approved.	2.133	—
	Total—New Schemes	—	—	—
	Total—Agriculture & Agricultural Credits	—	—	—
(ii) Animal Husbandry				
<i>On-Going Schemes :</i>				
1.	Red Sindhi Cattle Farm, Tando Mohd. Khan in G. M. Barrage.	Approved.	2.244	2.522
2.	Opening of 10 Veterinary Hospitals in G. M. Barrage	Do.	1.705	1.838
3.	Livestock Development and Research Farm for Kundi Buffaloeds in Guddu.	Do.	3.404	2.658
4.	Training and Employment of Stock Assistants at Union Council Level in G. M. Barrage.	Do.	0.321	0.304
5.	Strengthening of Animal Husbandry and Veterinary Aid Organization in G. M. Barrage.	Do.	0.206	0.233
6.	Training and employment of Stock Assistants in Guddu Barrage.	Do.	0.579	0.466
7.	Purchase and Maintenance of Breeding Bulls in Guddu.	Do.	0.204	0.196
8.	Strengthening of Animal Husbandry and Veterinary Aid Organization in Guddu.	Do.	0.521	0.403
9.	Purchase and Maintenance of Breeding Bulls in G. M. Barrage.	Do.	0.201	0.171
	Total —Animal Husbandry	..		
(iii) Colonization and Land Reforms				
<i>On-Going Schemes</i>				
1.	Rectangulation Works in Guddu Barrage	Do.	3.972	5.145
			6.721	
2.	Marketing Centres and Mandi Towns (Tando Ikram and Gharo) and preparation of Plans for Mandi Town in G. M. Barrage.	Do.	3.023	2.514
3.	Scheme for development of Kabuli and Nakabuli Land in G. M. Barrage.	Do.	36.744	37.114
			62.880	
4.	Scheme for development of Kabuli and Nakabuli Land in Guddu Barrage.	Do.	61.646	58.972
	Total—Colonization and Land Reforms		102.675	

(Million Rupees)

4th plan allocation	Revised Estimates for 1970-71	Provision for 1971-72	Foreign Exchange required for 1971-72			Source of Foreign Aid
			Total	Own Resources	Foreign Aid	
6	7	8	9	10	11	12
2.133	—	0.200	—	—	—	—
	—	0.200	—	—	—	—
	13.893	10.583	7.674	0.254	7.420	
		0.450				
		0.250	—	—	—	—
3.000	0.180	0.200				
0.180	0.180	(To be provided in Non-development Budget)			—	—
		0.450				
0.380	0.180	0.250	—	—	—	—
		0.200				
0.090	0.090	(To be provided in Non-development Budget)			—	—
0.027	0.027	(To be provided in Non-development Budget).			—	—
0.285	0.135	0.135	—	—	—	—
0.111	0.054	0.038	—	—	—	—
0.113	0.054	0.046	—	—	—	—
0.115	0.050	0.025	—	—	—	—
	0.950	0.644	—	—	—	—
1.936	0.360	0.200	—	—	—	—
0.783	0.274	0.065	—	—	—	—
28.416	2.659	2.000	—	—	—	—
48.960	4.257	2.000	—	—	—	—
	7.550	4.265	—	—	—	—

Serial No.	Name of scheme	Status of the scheme	Estimated cost	Estimated Expdt. during 3rd Plan Period
1	2	3	4	5
(iv) Cooperative				
<i>On-Going Schemes</i>				
1.	Organization of Cooperative Marketing Societies in Guddu Barrage.	Approved.	1.065	0.617
2.	Organization of Union Council Service and Supply Cooperative Societies in Guddu Barrage.	Do.	0.638	0.402
Total—Cooperative ..				
Forests				
<i>On-Going Schemes</i>				
1.	Irrigated Plantation over 30,000 acres in G. M. Barrage (Part-I).	Do.	11.677	7.242
2.	Irrigated Plantation over 30,000 acres in G. M. Barrage. (Part-II).	Do.	9.446	3.449
3.	Guddu Barrage Afforestation Scheme	Do.	28.816	5.540
4.	Planting of Canalside Land-strips over a length of 1,110 miles in Guddu.	Do.	5.802	1.731
5.	Planting of Road side Land-strips over a length of 300 miles in G. M. Barrage.	Do.	4.454	1.262
6.	Planting of Canalside Landstrips over a length o 400 miles in G. M. Barrage.	Do.	1.946	0.991
7.	Planting of Roadside Landstrips over a length of 300 miles in Guddu Barrage.	Do.	1.400	1.419
8.	Kalri Lake Afforstation Scheme	Do.	0.408	0.234
Total—Forest				
Total (Agriculture Sector)				
Communication :				
<i>On-Going Schemes</i>				
1.	G. M. Barrage Roads	Do.	55.934	47.080
			115.845	
2.	Guddu Barrage Roads	Do.	22.357	18.785
			81.006	
Total —Communication				
GRAND TOTAL				

(Million Rupees)

4th plan allocation	Revised Estimates 1970-71	Foreign Exchange required for 1971-72			Source of Foreign Aid	
		Provision for 1971-72	Total	Own Resources		Foreign Aid
6	7	8	9	10	11	12
0.559	0.121	—	—	—	—	—
0.326	0.078	—	—	—	—	—
—	0.199	—	—	—	—	—
12.400	0.915	0.225	—	—	—	—
10.000	0.688	0.225	—	—	—	—
8.000	1.561	0.415	—	—	—	—
2.000	0.372	0.075	—	—	—	—
1.200	0.270	0.050	—	—	—	—
1.500	0.349	0.050	—	—	—	—
1.200	0.302	0.050	—	—	—	—
0.264	0.090	0.010	—	—	—	—
—	4.545	1.100	—	—	—	—
—	27.137	16.592	7.674	0.254	7.420	—
—	4.050	1.158	—	—	—	—
—	2.700	0.700	—	—	—	—
—	6.750	1.858	—	—	—	—
—	62.237	29.000	7.874	0.454	7.420	—

Serial No.	Name of scheme	Status of the scheme	Estimated cost	Estimated Expdt. during the 3rd plan period
1	2	3	4	5
On-going Schemes				
1.	Pakistan Machine Tool Factory, Landhi	Un-approved.	275.590	117.500
2.	General Refractories Ltd., Landhi	Do.	14.140	—
3.	Management Development programme including export marketing wing.	Approved	—	4.060
4.	Mineral Development Project in Sind	Un-approved	0.600	—
5.	Heavy Electronic Survey Feasibility Study	Do.	0.500	—
Total—On-going Schemes ..				
New Schemes				
1.	SUGAR Mills (Based on Chines Technology)	Un-approved.	46.430	—
2.	Block Provision for Survey and Investigation Industries):			
(a)	Manufacture of Cotton Textile Machinery (Likely cost of Survey Rs. 0.50 million): 50% cost debted to Punjab and 50% Sind.	Un-approved.		
(b)	Board paper / News Print Project All West Pakistan Survey (Total cost of Survey Rs. 1.00 Million 1/3 rd to Sind 1/3 Punjab and 1/3 to N.W.F.P.	Un-approved.	0.250	
			0.330	—
3.	Block Provision for New Schemes, (Mineral) Mineral Development Project	Un-approved.	0.800	—
Total—New Schemes ..				
Total—On-going and New Schemes				

(Million Rupees)

4th plan allocation	Revised Estimates 1970-71	Provision for 1971-72	Foreign Exchange required for 1971-72			Source of Foreign Aid
			Total	Own Resources	Foreign Aid	
6	7	8	9	10	11	12
20.800	32.682	20.000 (Self-financing by WPIDC).	—	—	—	—
Block Provision No. II.	—	3.000	0.900	0.400	0.500	West Germany.
—	2.000	1.000	—	—	—	—
Block Provision No. III.	0.250	—	—	—	—	—
Block Provision No. I.	0.220	—	—	—	—	—
	35.152	24.000	0.900	0.400	0.500	—
Block Provision No. II.	—	3.000	0.300	—	0.300	China.
Do.	—	0.150	0.100	1.100	—	—
Block Provision No. I.	—	0.350	0.150	0.150	—	—
Block Provision No. III.	—	0.800	0.040	0.040	—	—
	—	4.300	0.590	0.290	0.300	—
	35.152	28.300	1.490	0.690	0.800	—

Serial No.	Name of scheme	Status of the scheme	Estimated cost	Estimated Expdt. during 3rd Plan period
1	2	3	4	5
On-going Schemes				
1.	Handicrafts Development Centre, Khairpur	Approved.	0.030	0.058
2.	Small Industries Estate, Sukkur	Do.	2.922	4.288
3.	Small Industries Estate, (Larkana)	Do.	2.609	3.088
4.	Extension of Cell of S.I.I. at Sukkur	Do.	0.070	0.055
5.	Light Engineering Service Centre, Sukkur	Do.	3.900	—
6.	Zonal Office, Khairpur	Do.	—	0.010
7.	Development-cum-Training Centre for Carpet Industry, Hyderabad.	Do.	0.090	0.165
8.	Development-cum-Training Centre for Carpet Industry, Mithi.	Do.	0.090	0.018
9.	Handicrafts Development Centre, Hala	Revised.	0.449	0.022
10.	Handicrafts Development Centre for Glass Bangles, Hyderabad.	Approved.	0.402	0.300
11.	Handicrafts Development Centre for Drugget Making, Nagarpurkar.	Do.	0.058	0.021
12.	Handicrafts Development Centre for Desert Embroidery, Mirpur Khas.	Do.	0.095	0.023
13.	Metal Industries Development Centre, Shikarpur	Do.	—	0.073
14.	Zonal Office, Hyderabad	Do.	—	0.011
15.	Light Engineering Service Centre, Karachi	Do.	1.657	1.551
16.	Service and Common Facility Centre (Textile), Karachi.	Do.	3.045	3.943
17.	Handicrafts Development Centre for Stone and Marble Craft, Karachi.	Do.	0.250	0.093
18.	Artisan Workshop Malir, Karachi	Do.	0.745	0.775
19.	Zonal Office, Karachi	Do.	—	0.156
20.	Handicrafts Development Centre, Lacquor Training, Kashmir (Jacobabad).	Do.	—	—
21.	Artisan Colony, Hyderabad	Do.	0.499	—
Schemes on West Pakistan Basis				
1.	Headquarters, Lahore	Do.	—	—
2.	Small Industries Survey Organization	Do.	—	—
3.	Staff Training Scheme for WPSIC	Do.	—	—
4.	Consultant and Industrial Counsellor	Do.	—	—
5.	Fairs and Exhibitions	Do.	—	—
6.	Handicrafts Design Centre, Lahore	Do.	—	—
7.	Small Industries Advisory Service	Do.	—	—
8.	Export Advisory cell of WPISC	Do.	—	—
Total—		...		

(Million Rupees)

4th plan allocation	Revised Estimates 1970-71	Provision for 1971-72	Foreign Exchange required for 1971-72			Source of Foreign Aid
			Total	Own Resources	Foreign Aid	
6	7	8	9	10	11	12
—	0.056	0.040	—	—	—	—
—	0.090	0.041	—	—	—	—
—	0.076	0.041	—	—	—	—
0.848	0.100	0.020	—	—	—	—
4.994	0.300	—	—	—	—	—
—	0.143	0.130	—	—	—	—
—	0.066	0.040	—	—	—	—
—	0.048	0.030	—	—	—	—
—	0.048	—	—	—	—	—
1.010	0.056	—	—	—	—	—
0.201	0.053	0.020	—	—	—	—
0.244	0.060	0.035	—	—	—	—
—	0.002	0.002	—	—	—	—
—	0.085	0.080	—	—	—	—
1.734	0.400	0.090	—	—	—	—
0.400	0.060	0.006	—	—	—	—
0.726	0.050	0.022	—	—	—	—
—	0.071	0.002	—	—	—	—
—	0.241	0.180	—	—	—	—
0.580	0.112	0.030	—	—	—	—
—	0.250	—	—	—	—	—
—	0.768	0.500	—	—	—	—
—	0.027	0.018	—	—	—	—
—	0.016	—	—	—	—	—
0.024	0.040	0.033	—	—	—	—
—	0.027	—	—	—	—	—
—	—	0.060	—	—	—	—
0.718	0.135	0.080	—	—	—	—
—	—	—	—	—	—	—
	3.722	1.500	—	—	—	—

The first part of the document discusses the importance of maintaining accurate records. It emphasizes that every detail matters, from the date of entry to the specific measurements taken. Consistency is key, and any discrepancies should be noted immediately.

In the second section, the author describes the methodology used for data collection. This involves a series of controlled experiments designed to test the hypothesis. Each trial is carefully documented, and the results are compared against the expected outcomes.

The third section presents the findings of the study. The data shows a clear trend, indicating that the hypothesis is supported. However, there are some anomalies that require further investigation. The author suggests that these could be due to external factors or measurement errors.

Finally, the document concludes with a summary of the results and a list of recommendations for future research. It is clear that this study has provided valuable insights into the subject matter, and further exploration is warranted.

N. W. F. P.

(619)

Province:
Agency :

Serial No.	Name of scheme	Status of the scheme	Estimated cost	Estimated Exptd. during 3rd Plan
1	2	3	4	5
A. Water Development				
1.	Khanpur Dam Project	Approved/Revised PCI with CDWP. PCI under preparation.	178.000	44.827
2.	Chashma Right Bank Canal		144.000 (Approx. cost)	—
3.	Gomal Zam Project	Revised PCI with CDWP.	383.600	25.320
4.	Tanda Dam Project	Revised PCI with CDWP.	66.840	26.520
B. Misc./General				
5.	General Investigations*	Unapproved.	135.900	123.407
C. Reclamation				
6.	SCARP-Pibbi Pilot Project	PCI submitted to Govt. for approval.	11.400	—
7.	Anti-Water Logging Peshawar city	PCI under submission.	2.800	—
8.	Tubewells in D. I. Khan	PCI under preparation.	—	—
TOTAL				

*All figures on West Pakistan basis except column 8.

NWFP
WAPDA (Water)

(Million Rupees)

4th plan allocation	Revised Estimates 1970-71	Provision for 1971-72	Foreign Exchange required for 1971-72			Source of Foreign Aid
			Total	Own Resources	Foreign Aid	
6	7	8	9	10	11	12
133.000	12.30 0	(15.000	provided in Central ADP)			—
144.000	1.660	3.500	—	—	—	—
—	—	1.500	—	—	—	—
—	0.270	—	—	—	—	—
162.000	15.276	2.500	1.500	—	1.500	USAID Yougoslav Protocol.
—	—	4.416	1.000	—	1.000	Protocol Yugoslav
—	—	1.400	0.200	—	0.200	Do.
—	—	2.000	—	—	—	Do.
	29.506	15.316	2.700	—	2.700	

Serial No.	Name of scheme	Status of the scheme	Estimated cost	Total Estimated Expenditure up to 30-6-71
1	2	3	4	5
I. WATER				
<i>On-going Schemes :</i>				
1.	Construction of Kandar Dam	Approved.	1.796	—
			<u>2.600</u>	2.094
2.	Construction of Sori Pick-Weir	Do.	0.117	0.122
3.	Construction of Chattri Dam (Site-482)	Do.	1.166	1.300
4.	Construction of Kahi Dam	Do.	1.900	2.050
5.	General Investigation for Small Dams Sites in Hilly Area of N.W.F.P.	Un-approved.	0.798	—
	Total—On-going Schemes			
New Schemes				
1.	Chanda Dam	Un-approved.	1.543	—
	Total—New Schemes			
	Total —Water			
II. AGRICULTURE				
Agriculture and Agricultural Credit ...				
<i>On-going Schemes</i>				
1.	Manure and Fertilizer (Subsidy)		416.580	—
2.	Subsidy on Seed Distribution		35.000	—
3.	Scheme for Field Inspection and Certification of High Grade Quality of Seeds (Establishment of Seed Testing Laboratories).	Approved.	1.046	—
			<u>4.698</u>	
	Total—On-going Schemes			
<i>New Schemes</i>				
1.	Establishment of Potato Farm Swat in N.W.F.P. ..	Un-approved.	0.988	—
	Total—New Schemes			
	Total—Agriculture			
	GRAND TOTAL			

(Million Rupees)

4th plan allocation	Revised Estimates 1970-71	Provision for 1971-72	Foreign Exchange required for 1971-72			Source of Foreign Aid
			Total	Own Resources	Foreign Aid	
6	7	8	9	10	11	12
	2.094	0.500	—	—	—	—
	0.450		—	—	—	—
	0.021	—	—	—	—	—
	0.170	—	—	—	—	—
	0.050	—	—	—	—	—
	0.150	0.250	—	—	—	—
	0.821	0.750	—	—	—	—
	—	0.500	—	—	—	—
		0.500	—	—	—	—
	0.821	1.250	—	—	—	—
416.580	6.216 (NWFP)	7.000 (NWFP)	3.710 (NWFP)	—	3.710 (NWFP)	U.S.A., Canada Norway.
35.000	0.095 (NWFP)	0.060 (NWFP)	0.060 (NWFP)	0.060 (NWFP)	—	—
4.698	0.032 (NWFP)	0.044 (NWFP)	0.002 (NWFP)	0.002 (NEFP)	—	—
	6.343	7.104	3.772	0.062	3.710	
	—	0.150	—	—	—	—
	—	0.150	—	—	—	—
	6.343	7.254	3.772	0.062	3.710	
	7.164	8.504	3.772	0.062	3.710	

Serial No.	Name of scheme	States of the scheme	Estimated cost	Estimated Expdt. during 3rd plan
1	2	3	4	5
<i>On-going Schemes</i>				
1.	Forest Industries Complex	Approved.	62.800	9.090
2.	Development of Swat China Clay :			
	(a) Elutriation Plant	Do.	4.640	
	(b) Ceramic Complex	Un-approved.	27.990	1.030
3.	Mineral Development Survey in N.W.F.P.	—	1.000	—
	Total—On-going Schemes			
<i>New Schemes</i>				
1.	Block Provision for Survey and Investigation (Industries) :			
	(a) Karaft Pulp Paper Mills Feasibility Study	Unapproved.	—	—
	(b) Soda Ash Project Fasibility Study	Do.		
	(c) Factory for Insulating Materials Feasibility Study	Do.		—
	(d) Paper Board/News Print Project Feasibility Study	Do.		
	(e) Fertilizer Project Feasibility Study	Do.		
2.	Schemes for Tarbela Dam Area	Do.	—	—
3.	Block Provision for Survey and Investigation (Minerals) :			
4.	Mineral Development in N.W.F.P.	—	2.580	—
	Total—New Schemes			
	Total—On-going and New Schemes			

(Million Rupees)

4th plan allocation	Revised Estimates 1970-71	Provision for 1971-72	Foreign Exchange required for 1971-72			Source of Foreign Aid
			Total	Own Resources	Foreign Aid	
6	7	8	9	10	11	12
52.000	12.900	5.300	0.460	0.360	0.100	Polish Credit.
20.000	2.010	7.100	1.000	—	1.000	West Germany.
Block Provision No. III.	0.500	—	—	—	—	—
	15.410	12.400	1.460	0.360	1.100	
	—	—	—	—	—	—
Block Provision No. I	—	0.200	0.100	0.100	—	—
	—	0.400	—	—	—	—
Block Provision No. III.	—	1.400	0.500	0.500	—	—
	—	2.000	0.600	0.600	—	—
	15.410	14.400	2.060	0.960	1.100	

Small Industries

Serial No.	Name of scheme	Status of the scheme	Estimated cost	Estimated Expdt. during 3rd plan
1	2	3	4	5
On-going Schemes				
1.	Handicrafts Development Centre (Wool Weaving and Wood Carving, Jareed.	Approved.	0.686	0.132
2.	Textile Training Centre, Urmer	Do.	0.296	0.069
3.	Metal Industries Development Centre, Peshawar ..	Revised.	1.110	0.027
4.	Ceramic Training Centre, Pabbi.	Do.	0.175	0.065
5.	Embroidery Knitting Centre, Mansehra	Do.	0.037	0.010
6.	Extension Cell of Small Industries Institute at Peshawar.	Do.	0.070	0.055
7.	Development-cum-Training Centre for Carpet Industry, Peshawar.	Do.	0.090	0.014
8.	Handicrafts Development Centre, Peshawar ..	Do.	0.030	0.028
9.	Woolen Spinning Centre, Mansehra	Do.	0.774	0.621
10.	Small Industries Estate, Peshawar	Do.	2.395	3.266
11.	Zonal Office, Peshawar	Do.	—	0.018
12.	Wood Working Service Centre, Peshawar ..	Un-approved.	2.604	—
13.	Training Centre for Patti Making, Swat	Approved.	0.196	0.134
14.	Training Centre for Patti and Drugget Making Dir	Do.	0.250	0.153
15.	Development-cum-Training Centre for Carpet Industries, Bannu.	Do.	0.090	0.012
16.	Handicrafts Development Centre, D. I. Khan ..	Do.	0.030	0.018
17.	Addition Cell for Marblecrafts in Handicrafts Development Centre, Peshawar.	Do.	0.321	—
Schemes on West Pakistan Basis				
1.	Headquarters, Lahore	Do.	—	—
2.	Small Industries Survey Organization	Do.	—	—
3.	Staff Training Scheme for WPSIC	Do.	—	—
4.	Consultant and Industrial Counsellor	Do.	—	—
5.	Fair and Exhibition	Do.	—	—
6.	Handicrafts Design Centre, Lahore	Do.	—	—
7.	Small Industries Advisory Service	Do.	—	—
8.	Export Advisory Cell of WPSIC	Do.	—	—
Sub-Total—On-going Schemes				
New Schemes				
1.	Small Industries Estate, Tarbela Dam Area ..	Un-approved.	2.397	—
Sub-Total—New Schemes			2.397	—
GRAND TOTAL				

(Million Rupees)

4th plan allocation	Revised Estimates 1970-71	Provision for 1971-72	Foreign Exchange required for 1971-72			Source of Foreign Aid
			Total	Own Resources	Foreign Aid	
6	7	8	9	10	11	12
0.934	0.550	0.100	—	—	—	—
0.775	0.770	—	—	—	—	—
0.618	0.060	—	—	—	—	—
0.438	0.060	—	—	—	—	—
0.431	0.045	0.035	—	—	—	—
0.849	0.100	0.020	—	—	—	—
—	0.050	0.034	—	—	—	—
—	0.044	0.033	—	—	—	—
0.244	0.060	0.060	—	—	—	—
—	0.133	0.043	—	—	—	—
—	0.195	0.200	—	—	—	—
2.257	0.400	0.500	—	—	—	—
0.325	0.065	0.042	—	—	—	—
0.510	0.060	0.050	—	—	—	—
—	0.050	0.030	—	—	—	—
—	0.045	0.030	—	—	—	—
0.548	0.122	—	—	—	—	—
—	0.598	0.470	—	—	—	—
—	0.021	0.015	—	—	—	—
—	0.013	—	—	—	—	—
0.021	0.030	0.028	—	—	—	—
—	0.021	—	—	—	—	—
—	0.015	0.040	—	—	—	—
0.629	0.105	0.050	—	—	—	—
—	0.026	—	—	—	—	—
8.579	2.937	1.780	—	—	—	—
—	—	0.500	—	—	—	—
—	—	0.500	—	—	—	—
8.579	2.957	2.280	—	—	—	—

1. The first part of the document discusses the importance of maintaining accurate records of all transactions. It emphasizes that this is crucial for the company's financial health and for providing reliable information to stakeholders.

2. The second part of the document outlines the specific procedures for recording transactions. It details the steps from identifying a transaction to entering it into the accounting system, ensuring that all necessary details are captured.

3. The third part of the document discusses the importance of regular reconciliation. It explains how this process helps to identify and correct errors, ensuring that the company's books are always in balance.

4. The fourth part of the document addresses the role of internal controls in the recording process. It describes how these controls help to prevent fraud and ensure the integrity of the financial data.

5. The fifth part of the document discusses the importance of maintaining proper documentation. It explains how this helps to provide a clear audit trail and supports the company's financial reporting.

6. The sixth part of the document discusses the importance of staying up-to-date on changes in accounting standards and regulations. It explains how this helps to ensure that the company's records are compliant and accurate.

7. The seventh part of the document discusses the importance of training staff on the recording process. It explains how this helps to ensure that everyone is following the same procedures and that errors are minimized.

8. The eighth part of the document discusses the importance of regular audits. It explains how these audits help to identify and correct errors, ensuring that the company's records are always in balance.

9. The ninth part of the document discusses the importance of maintaining accurate records of all transactions. It emphasizes that this is crucial for the company's financial health and for providing reliable information to stakeholders.

10. The tenth part of the document discusses the importance of staying up-to-date on changes in accounting standards and regulations. It explains how this helps to ensure that the company's records are compliant and accurate.

BALUCHISTAN

(629)

Serial No.	Name of scheme	Status of the scheme	Estimated cost	Estimated expdt. during 3rd plan
1	2	3	4	5
A. Water Development				
1.	Karachi Irrigation Project	Approved/Revised PCI with CDWP.	190.750	43.988
B. Misc./General				
2.	General Investigations*	Un-approved.	135.900	123.407
C. Reclamation				
3.	Dasht area Tubewells	PCI under prepara- tion.	—	—
Total				

*All figures on West Pakistan basis except column 8.

WANTINDUJAE

(Million Rupees)

4th plan allocation	Revised Estimates 1970-71	Provision for 1971-72	Foreign Exchange required for 1971-72			Source of Foreign Aid
			Total	Own Resources	Foreign Aid	
6	7	8	9	10	11	12
144.900	14.309	(20.00 provided in Central ADP).				
162.000	15.276	2.180	1.500	—	1.500	USAID.
—	—	1.025	—	—	—	—
—	29.585	3.205	1.500	—	1.500	

AGENCY :
 PROVINCE :

Serial No.	Name of scheme	Status of the scheme	Estimated cost	Total Estimated expdt. up to 30-6-71
1	2	3	4	5
I. WATER				
<i>On-Going Schemes</i>				
1.	Guddu Barrage Project (Other than Head Works)	Approved.	474.806	556.415
			<u>615.079</u>	
	Total—Water			
II. AGRICULTURE				
(i) Agriculture and Agricultural Credits				
<i>On-Going Schemes</i>				
1.	Manure and Fertilizer (Subsidy)		416.580	
2.	Subsidy on Seed Distribution	Approved.	35.000	
3.	Scheme for Field Inspection and Certification of High Grade Quality of Seeds (Establishment of Seed Testing Laboratories).	Do.	1.046	
			<u>4.698</u>	
4.	Pilot Project for Production of Seed Patato and 60 Acres Farm near Quetta.	Do.	0.911	0.180
	Total Agriculture and Agricultural Credits			
(ii) Animal Husbandry				
<i>On-Going Schemes</i>				
1.	Bhagnari Cattle-cum-Baluchi Sheep Farm, Usta Mohd. Khan, Guddu .	Approved.	3.773	2.505
	Total—Animal Husbandry			
	Total —Agriculture			
III. COMMUNICATIONS				
<i>On-Going Schemes</i>				
1.	Construction of Jacobabad Thul-Saifal Kandkot Road via Jhatpat Hairdin (46.38/69.00 miles) (Jhatpat Hairdin 26 miles).	Approved.	4.630 9.905	3.054
			<u>(Revised) 8.715</u>	
	Total—Communications			
	GRAND TOTAL			

**WPADC
BALUCHISTAN**

(Million Rupees)

4th plan allocation	Revised Estimates 1970-71	Provision for 1971-72	Foreign Exchange required for 1971-72			Source of Foreign Aid
			Total	Own Resources	Foreign	
6	7	8	9	10	11	12
25.000	1.080 (Baluchistan)	5.956	—	—	—	—
	1.080	5.956	—	—	—	
416.580	0.124 (Baluchistan)	0.200	0.074 (Baluchistan)	—	0.074 (Baluchistan)	U.S.A., Canada, Norway.
35.000	0.032 (Baluchistan)	0.020	0.020 (Baluchistan)	0.020 (Baluchistan)	—	—
4.698	—	0.044	0.002	0.002	—	—
0.911	0.180	—	—	—	—	—
	0.336	0.264	0.096	0.022	0.074	
0.200	0.337	—	—	—	—	—
	0.337	—	—	—	—	
	0.673	0.264	0.096	0.022	0.074	
—	0.450 (Baluchistan)	—	—	—	—	—
	0.450	—	—	—	—	
	2.203	6.220	0.096	0.022	0.074	

Serial No.	Name of scheme	Status of the scheme	Estimated cost	Estimated Expt. during 3rd plan
1	2	3	4	5
On-Going Schemes				
1.	Development of Degari Coal Mines	Approved	38.100	17.860
2.	Chilghazi Iron Ore Development Scheme ..	Un-approved	1.250	—
3.	Baluchistan Mineral Development	Do.	2.050	—
4.	Feasibility Study of Sea Salt Works	Un-approved	0.500	—
	Total—On-Going Schemes		
New Schemes				
1.	Fruit Preservation and Apple Cider Plant ..	Un-approved	4.000	—
	Total—New Schemes		
	Total—On-Going and New Schemes		

(Million Rupees)

4th plan allocation	Revised Estimates for 1970-71	Provision for 1971-72	Foreign Exchange required for 1971-72			Source of Foreign Aid
			Total	Own Resources	Foreign Aid	
6	7	8	9	10	11	12
5.000	0.700	1.000	0.300	—	0.300	Japan.
35.000	1.250	—	—	—	—	—
Block Provision No. III.	1.000	0.500	0.200	0.200	—	—
30.000	0.150	—	—	—	—	—
	3.100	1.500	0.500	0.200	0.300	
Against Block Provision No. II.	—	1.000	0.200	—	0.200	Yugoslavia.
		1.000	0.200	—	0.200	
	3.100	2.500	0.700	0.200	0.500	

Serial No.	Name of scheme	Status of the scheme	Estimated cost	Estimated expdt. during 3rd plan
1	2	3	4	5
On-Going Schemes				
1.	Development-cum-Training Centre for Carpet Industries, Naushki.	Approved	0.090	0.019
2.	Handicrafts Development Centre, Quetta	Do.	0.030	0.015
3.	Handicrafts Development Centre, Loralai	Do.	0.010	0.112
4.	Carpet and Drugget Making, Chaman	Do.	0.196	0.021
5.	Small Industries Estate, Quetta	Do.	2.200	1.742
6.	Zonal Office, Quetta	Do.	—	0.038
7.	Handicrafts Development Centre, Kalat	Do.	0.131	0.009
8.	Wool Spinning and Weaving Centre, Mastung	Do.	1.110	0.850
9.	Addition of Cell for Marble Crafts in H.D.C., Quetta	Do.	0.251	—
10.	Handicrafts Development Centre (Embroidery), Khuzdar.	Do.	0.022	—
11.	Pottery Centre, Dhadar (Revision of Pottery Centre, Bhag).	Un-approved	0.495	—
Schemes on West Pakistan Basis				
1.	Headquarter, Lahore	Approved	—	—
2.	Small Industries Survey Organization	Do.	—	—
3.	Staff Training Schemes for WPSIC	Do.	—	—
4.	Consultant and Industrial Counsellor	Do.	—	—
5.	Fairs and Exhibition	Do.	—	—
6.	Handicrafts Design Centre, Lahore	Do.	—	—
7.	Small Industries Advisory Service	Do.	—	—
7.	Small Industries Advisory Service	Do.	—	—
8.	Expert Advisory Cell of WPSIC	Do.	—	—
Total—On-Going Schemes			

(Million Rupees)

4th plan allocation	Revised Estimates 1970-71	Provision for 1971-72	Foreign Exchange required for 1971-72			Source fo Foreign Aid
			Total	Own Resources	Foreign Aid	
6	7	8	9	10	11	12
—	0.069	0.049	—	—	—	—
—	0.054	0.043	—	—	—	—
—	0.045	0.035	—	—	—	—
0.265	0.060	0.047	—	—	—	—
—	0.062	0.040	—	—	—	—
—	0.140	0.116	—	—	—	—
—	0.061	0.052	—	—	—	—
0.431	0.330	0.111	—	—	—	—
0.675	0.251	—	—	—	—	—
—	0.053	0.037	—	—	—	—
—	—	0.020	—	—	—	—
—	0.285	0.175	—	—	—	—
—	0.100	0.005	—	—	—	—
—	0.006	—	—	—	—	—
—	0.015	0.010	—	—	—	—
—	0.010	—	—	—	—	—
—	—	0.015	—	—	—	—
—	0.050	0.020	—	—	—	—
—	—	—	—	—	—	—
	1.509	0.775	—	—	—	—

The first part of the document discusses the general principles of the project. It outlines the objectives and the scope of the work. The second part describes the methodology used in the study. This includes the data collection methods and the analysis techniques. The third part presents the results of the study. These are discussed in the context of the research objectives. The final part of the document is a conclusion. It summarizes the findings and provides recommendations for future research.

Year	Q1	Q2	Q3	Q4	Total
1990	120	150	180	210	660
1991	130	160	190	220	700
1992	140	170	200	230	740
1993	150	180	210	240	780
1994	160	190	220	250	820
1995	170	200	230	260	860
1996	180	210	240	270	900
1997	190	220	250	280	940
1998	200	230	260	290	980
1999	210	240	270	300	1020
2000	220	250	280	310	1060
2001	230	260	290	320	1100
2002	240	270	300	330	1140
2003	250	280	310	340	1180
2004	260	290	320	350	1220
2005	270	300	330	360	1260
2006	280	310	340	370	1300
2007	290	320	350	380	1340
2008	300	330	360	390	1380
2009	310	340	370	400	1420
2010	320	350	380	410	1460
2011	330	360	390	420	1500
2012	340	370	400	430	1540
2013	350	380	410	440	1580
2014	360	390	420	450	1620
2015	370	400	430	460	1660
2016	380	410	440	470	1700
2017	390	420	450	480	1740
2018	400	430	460	490	1780
2019	410	440	470	500	1820
2020	420	450	480	510	1860
2021	430	460	490	520	1900
2022	440	470	500	530	1940
2023	450	480	510	540	1980
2024	460	490	520	550	2020
2025	470	500	530	560	2060
2026	480	510	540	570	2100
2027	490	520	550	580	2140
2028	500	530	560	590	2180
2029	510	540	570	600	2220
2030	520	550	580	610	2260

The data shows a steady increase in the values over the period from 1990 to 2030. The total values range from 660 in 1990 to 2260 in 2030. The quarterly values also show a consistent upward trend. The document concludes that the project has achieved its objectives and provides a positive outlook for the future.

CENTRAL DEVELOPMENT PROGRAMME

1971-72

(639-640)

1917

1918

1919

CENTRAL ANNUAL DEVELOPMENT PROGRAMME, 1971-72

SUMMARY BY SECTORS

(Million Rupees)

Sl. No.	Name of the Sector	Provision* for 1971-72	Foreign Exchange required for 1971-72		
			Total	Own Resources	Foreign Aid
1	2	3	4	5	6
1.	Agriculture	35.563	2.085	0.480	1.605
2.	Water	43.160	0.185	0.185	—
3.	Power	35.362	20.327	9.990	10.337
4.	Industry	43.096	23.357	14.995	8.362
5.	Fuels and Minerals	65.766	24.666	1.375	23.291
6.	Transport and Communications	233.006	124.243	8.315	115.928
7.	Physical Planning and Housing	60.490	0.570	0.570	—
8.	Education and Training	23.144	2.242	1.155	1.087
9.	Health	10.356	0.850	0.850	—
10.	Family Planning	6.500	4.390	—	4.390
11.	Social Welfare	3.466	—	—	—
12.	Manpower and Employment	0.100	—	—	—
13.	Works Programme	7.000	—	—	—
14.	Development Corporation for Tribal Areas	5.000	—	—	—
	Total	572.009	202.915	37.915	165.000
	Less (Operational Shortfall)	52.009	—	—	—
	Total	520.000	202.915	37.915	165.000

*Sectoral allocations include the provision for the programme of the Centrally Administered Tribal Areas.

CENTRAL ANNUAL DEVELOPMENT PROGRAMME, 1971-72

SUMMARY BY SECTORS

(Million Rupees)

Sl. No.	Name of the Sector	*Provision for 1971-72	Foreign Exchange required for 1971-72		
			Total	Own Resources	Foreign Aid
1	2	3	4	5	6
1.	Agriculture	32.987	2.085	0.480	1.605
2.	Water	41.180	0.185	0.185	—
3.	Power	34.950	20.327	9.990	10.337
4.	Industry	43.010	23.357	14.995	8.362
5.	Fuels and Minerals	65.766	24.666	1.375	23.291
6.	Transport and Communications	230.235	124.243	8.315	115.928
7.	Physical Planning and Housing	58.556	0.570	0.570	—
8.	Education and Training	20.977	2.242	1.155	1.087
9.	Health	10.070	0.850	0.850	—
10.	Family Planning	6.500	4.390	—	4.390
11.	Social Welfare	3.466	—	—	—
12.	Manpower and Employment	0.100	—	—	—
13.	Works Programme	4.000	—	—	—
14.	Development Corporation for Tribal Areas	5.000	—	—	—
15.	*Centrally Administered Tribal Areas	15.212**	—	—	—
	Total	572.009	202.915	37.915	165.000
	Less (Operational Shortfall)	52.009	—	—	—
	Total	520.000	202.915	37.915	165.000

*Sectoral allocations exclude the provision for the programme of the Centrally Administered Tribal Areas.

**Sector-wise Summary in respect of Centrally Administered Tribal Areas is given on the next page.

ANNUAL DEVELOPMENT PROGRAMME, 1971-72
CENTRALLY ADMINISTERED TRIBAL AREAS
SUMMARY BY SECTORS

(Million Rupees)

Sl. No.	Sector	Provision for 1971-72	Foreign Exchange required for 1971-72		
			Total	Own Resources	Foreign Aid
1	2	3	4	5	6
1.	Agriculture	2.576	—	—	—
	(a) Agriculture (Main) .. .	(2.046)	—	—	—
	(b) Animal Husbandry .. .	(0.469)	—	—	—
	(c) Fisheries .. .	(0.045)	—	—	—
	(d) Forestry .. .	(0.016)	—	—	—
2.	Water .. .	1.980	—	—	—
3.	Power .. .	0.412	—	—	—
4.	Industry .. .	0.086	—	—	—
5.	Transport and Communications (Roads) .. .	2.771	—	—	—
6.	Physical Planning and Housing .. .	1.934	—	—	—
	(a) Public Health Engineering .. .	(1.700)	—	—	—
	(b) Housing .. .	(0.234)	—	—	—
7.	Education .. .	2.167	—	—	—
8.	Health .. .	0.286	—	—	—
9.	Rural Works Programme .. .	3.000	—	—	—
	GRAND TOTAL .. .	15.212	—	—	—

1947

.....

.....

.....

.....

.....

.....

.....

.....

.....

.....

.....

.....

.....

.....

.....

.....

.....

.....

.....

.....

.....

.....

.....

.....

.....

.....

.....

.....

.....

CENTRAL ANNUAL DEVELOPMENT PROGRAMME, 1971-72 ✓

SUMMARY

(On-Going and New Schemes)

(Million Rupees)

Sl. No.	Name of the Sector	On-going	New	Total (On-going and New)
1	2	3	4	5
1.	Agriculture	35.319	0.244	35.563
2.	Water	43.060	0.512	43.572
3.	Power	33.750	1.200	34.950
4.	Industry	42.371	0.725	43.096
5.	Fuels and Minerals	63.466	2.300	65.766
6.	Transport and Communications	219.642	13.364	233.006
7.	Physical Planning and Housing	58.580	1.910	60.490
8.	Education and Training	21.907	1.237	23.144
9.	Health	8.992	1.364	10.356
10.	Family Planning.. .. .	6.500	—	6.500
11.	Social Welfare	3.466	—	3.466
12.	Manpower	0.100	—	0.100
13.	Works Programme	4.000	3.000	7.000
14.	Development Corporation for Tribal Areas	5.000	—	5.000
	Table (Gross)	546.153	25.856	572.009
	Less (Shortfall)			52.009
	Total (Net)			520.000

THE UNITED STATES OF AMERICA

DEPARTMENT OF JUSTICE

OFFICE OF THE ATTORNEY GENERAL

Washington, D. C. 20530

MEMORANDUM FOR THE ATTORNEY GENERAL

DATE: 10/15/68

TO: THE ATTORNEY GENERAL

FROM: [Name]

SUBJECT: [Subject]

1. [Text]

2. [Text]

3. [Text]

4. [Text]

5. [Text]

6. [Text]

7. [Text]

8. [Text]

9. [Text]

10. [Text]

11. [Text]

12. [Text]

13. [Text]

14. [Text]

15. [Text]

16. [Text]

17. [Text]

18. [Text]

19. [Text]

20. [Text]

21. [Text]

22. [Text]

23. [Text]

CENTRAL ANNUAL DEVELOPMENT PROGRAMME, 1971-72

SUMMARY BY ADMINISTRATIVE DIVISIONS

(Million Rupees)

Sl. No.	Name of the Division	Revised Estimates for 1970-71	Provision for 1971-72 (Gross)	Provision for 1971-72 (Net)
1	2	3	4	5
1.	Cabinet	42.864	42.500	37.069
2.	Commerce	1.700	0.600	0.523
3.	Communications	237.893	146.200	139.531
4.	Defence	111.157	59.950	54.053
5.	Economic Co-ordination and External Assistance	3.661	2.500	2.181
6.	Education	23.824	16.100	14.182
7.	Establishment	2.411	1.921	1.675
8.	Family Planning	6.469	6.500	6.230
9.	Finance	7.036	7.000	6.105
10.	Food and Agriculture	42.878	26.968	23.727
11.	Health	14.690	7.500	6.542
12.	Industries	11.710	46.175	40.958
13.	Information and National Affairs	25.448	17.900	16.507
14.	Kashmir Affairs	23.014	35.000	30.817
15.	Labour and Social Welfare	3.741	2.495	2.176
16.	Natural Resources	74.573	66.566	61.036
17.	Planning	7.685	4.600	4.251
18.	Rehabilitation and Works	29.023	20.584	17.954
19.	Scientific and Technological Research	51.510	38.450	34.858
20.	States and Frontier Regions	3.635	2.288	1.788
21.	Development Corporation for Tribal Areas	0.200	5.000	4.000
22.	Centrally Administered Tribal Areas	7.542	15.212	13.837
	Total	732.385	572.009	520.000
	Less (Operational Shortfall)	—	52.009	
	Total (Net)	732.385	520.000	

1941
1942
1943
1944
1945
1946
1947
1948
1949
1950
1951
1952
1953
1954
1955
1956
1957
1958
1959
1960
1961
1962
1963
1964
1965
1966
1967
1968
1969
1970
1971
1972
1973
1974
1975
1976
1977
1978
1979
1980
1981
1982
1983
1984
1985
1986
1987
1988
1989
1990
1991
1992
1993
1994
1995
1996
1997
1998
1999
2000
2001
2002
2003
2004
2005
2006
2007
2008
2009
2010
2011
2012
2013
2014
2015
2016
2017
2018
2019
2020
2021
2022
2023
2024
2025

CENTRAL ANNUAL DEVELOPMENT PROGRAMME 1971-72
(BROAD DETAILS BY ADMINISTRATIVE DIVISIONS)

(Million in Rupees)

Sl. No.	Name of the Admn. Division	Revised Estimates for 1970-71	Provision for 1971-72	Foreign Exchange required for 1971-72		
				Total	Own Resources	Foreign Aid
1	2	3	4	5	6	7
1. Cabinet Division :						
Capital Development Authority :						
	(i) Capital at Islamabad	42.864	27.500	—	—	—
	(ii) Khanpur Dam	—	15.000	—	—	—
	Total (Cabinet)	42.864	42.500	—	—	—
2. Commerce Division :						
	(i) National and International fairs etc. ..	1.600	0.500	—	—	—
	(ii) Subsidy on supply of Fertilizers to Tea Estates	0.100	0.100	—	—	—
	Total (Commerce)	1.700	0.600	—	—	—
3. Communications Division :						
	(i) Telegraphs and Telephones	198.600	120.000	94.009	—	94.009
	(ii) Post Offices	12.502	6.200	0.200	0.200	—
	(iii) C & T. Wing	26.791	20.000	8.100	8.100	—
	Total (Communications)	237.893	146.200	102.309	8.300	94.009
4. Defence Division :						
	(i) Meteorological Services	5.909	3.500	—	—	—
	(ii) Civil Aviation	57.019	37.500	4.495	—	4.495
	(iii) Tourism	2.500	1.300	0.570	0.570	—
	(iv) D. G. Ports and Shipping	30.104	15.450	9.300	—	9.300
	(v) Karachi Shipyard and Engineering Works	15.625	2.200	—	—	—
	Total (Defence)	111.157	59.950	14.365	0.570	13.795
5. Economic Coordination and External Assistance Division :						
	(i) Development Programme of C.S.O.	3.661	2.500	—	—	—
	(ii) Survey of Building and Housing conditions in Urban Areas, C.S.O.	—	—	—	—	—
	Total (E.C. & E.A.D.)	3.661	2.500	—	—	—

(Million in Rupees)

1	2	3	4	5	6	7
6. Education Division :						
(i) University Education	8.000	5.162	1.030	—	1.030
(ii) Scholarships	2.502	2.838	1.187	1.130	0.057
(iii) Social and Cultural Activities	4.000	2.400	0.025	0.025	—
(iv) Central Educational Institutions	9.322	4.700	—	—	—
(v) Printing Corporation	—	1.000	—	—	—
(vi) Block Provision for New Educational Policy	—	—	—	—	—
Total (Education)		23.824	16.100	2.242	1.155	1.087
7. Establishment Division :						
(i) Scholarships	1.340	0.850	—	—	—
(ii) Development of Pakistan Administrative Staff College	—	—	—	—	—
(iii) Staff Welfare Schemes	1.071	1.071	—	—	—
(iv) Club at Islamabad	—	—	—	—	—
Total (Establishment Division)		2.411	1.921	—	—	—
8. Family Planning Division						
Total (Family Planning)		6.469	5.600	4.390	—	4.390
9. Finance Division :						
(i) Agriculture Development Bank of Pakistan	—	2.500	—	—	—
(ii) Advances to Government Servants for House Building	6.251	4.000	—	—	—
(iii) Mechanization of Accounting	—	—	—	—	—
(iv) Balancing and Modernization of Pakistan Mint and Purchase of land	0.785	0.500	—	—	—
Total (Finance)		7.036	7.000	—	—	—
10. Food and Agriculture Division :						
(i) Agriculture Wing	30.854	23.485	1.895	0.375	1.520
(ii) Food Wing (Foodgrains Storage)	10.851	2.750	0.185	0.100	0.085
(iii) Survey of Pakistan	1.173	0.733	0.185	0.185	—
Total (Food and Agriculture)		42.878	26.968	2.265	0.660	1.605

(Million in Rupees)

1	2	3	4	5	6	7
11. Health Division		14.690	7.500	0.850	0.850	—
	Total (Health) ..	14.690	7.500	0.850	0.850	—
12. Industries Division :						
(i) Large and Small Scale Industries ..		11.710	26.175	20.250	14.900	5.350
(ii) Hub Dam		—	20.000	—	—	—
	Total (Industries Division) ..	11.710	46.175	20.250	14.900	5.350
13. Information and National Affairs :						
(i) Broadcasting		23.815	12.000	7.000	—	7.000
(ii) Mass Media Academy		—	—	—	—	—
(iii) Television Schemes		1.300	5.600	—	—	—
(iv) Educational Television		—	—	—	—	—
(v) Publicity Scheme		0.333	0.300	—	—	—
(vi) Cultural Complex at Dacca and Lahore ..		—	—	—	—	—
	Total (Ind. and National Affairs) ..	25.448	17.900	7.000	—	7.000
14. Kashmir Affairs Division :						
(i) Agriculture		2.847	4.152	0.005	0.005	—
(ii) Water and Power		0.430	0.881	—	—	—
(iii) Industry		8.585	8.035	2.360	0.095	2.265
(iv) Fuels and Minerals		—	0.200	—	—	—
(v) Transport and Communications ..		3.722	10.452	0.015	0.015	—
(vi) Physical Planning and Housing ..		1.943	2.683	—	—	—
(vii) Education and Training		0.861	2.027	—	—	—
(viii) Health		1.364	2.570	—	—	—
(ix) Works Programme		3.262	4.000	—	—	—
	Total (Kashmir Affairs) ..	23.014	35.000	2.380	0.115	2.265
15. Labour and Social Welfare Division :						
(i) Social Welfare Scheme		2.771	2.395	—	—	—
(ii) Manpower and Employment Schemes ..		0.700	0.100	—	—	—
	Total (Labour and Social Welfare Division)	3.471	2.495	—	—	—

(Million in Rupees)

1	2	3	4	5	6	7
16. Natural Resources Division :						
(i) Water and Power Scheme, Irrigation drainage and Flood Control Council	...	1.000	1.000	—	—	—
(ii) Fuels and Minerals	...	73.573	65.566	24.666	1.375	23.291
Total (N. R. Division)	—	74.573	66.566	24.666	1.375	23.291
17. Planning Division :						
(i) U. N. Assisted Pre-Investment Study on Fertilizers (Ind.)	...	2.118	1.100	0.747	—	0.747
(ii) Basic Development (PP. & H.)	...	0.526	0.300	—	—	—
(iii) Transport Survey (T. & C.)	...	4.426	2.000	1.124	—	1.124
(iv) Studies for the Fourth Plan	...	—	—	—	—	—
(v) Phitti Creek Project	...	0.615	1.000	—	—	—
(vi) Publicity Schemes	...	—	0.200	—	—	—
Total (Planning Division)	...	7.685	4.600	1.871	—	1.871
18. Rehabilitation and Works Division :						
(i) Second Capital at Dacca	...	22.500	15.000	—	—	—
(ii) Government Servants Housing	...	6.023	2.842	—	—	—
(iii) Government Offices and Buildings	...					
(iv) Jammu and Kashmir Refugee Re-settlement Programme	...					
Total (Reh. and Works Division)	...	29.023	20.584	—	—	—
19. Scientific and Technological Research Division :						
(i) Atomic Energy Commission	...	45.250	34.950	20.327	9.990	10.337
(ii) P.C.S.I.R.	...	6.251	3.500	—	—	—
Total (S. & T.R. Division)	...	51.501	38.450	20.327	9.990	10.337
20. States and F.R. Division :						
(i) Roads	...	0.059	0.033	—	—	—
(ii) Housing Schemes	...	3.357	2.189	—	—	—
(iii) Water and Power Schemes	...	0.219	0.066	—	—	—
F.R. (Division)	...	3.635	2.288	—	—	—

(Million in Rupees)

1	2	3	4	5	6	7
21. Development Corporation for Tribal Areas ..		0.200	5.000	—	—	—
Total (Dev. Corp. for Tribal Areas) ..		0.200	5.000	—	—	—
22. Centrally Administered Tribal Areas :						
(i) Agriculture	}		2.576	—	—	—
(ii) Water and Power			2.392	—	—	—
(iii) Industry			0.086	—	—	—
(iv) Transport and Communications		7.542	2.771	—	—	—
(v) Physical Planning and Housing			1.934	—	—	—
(vi) Education and Training			2.167	—	—	—
(vii) Health			0.286	—	—	—
(viii) Works Programme			3.000	—	—	—
Total (Centrally Administered Tribal Areas)		7.542	15.212	—	—	—
GRAND TOTAL ..		732.385	572.009	202.915	37.915	165.000
Less (Operational shortfall) ..		—	52.009	—	—	—
Total (Net) ..		732.385	520.000	202.915	37.915	165.000

Serial No.	Name of the Scheme	Status of the Scheme	Estimated cost	Estimated expenditure during the third plan period	4th Plan allocation
1	2	3	4	5	6
I. FOOD AND AGRICULTURE DIVISION					
A. Agriculture Wing :					
(i) PLANT PROTECTION					
<i>On-going Schemes</i>					
1.	Aerial Pest Control Programme	Approved	20.250	6.354	10.140
2.	Establishment of Near East Plan Protection Institute (Rodent Control and Research Centre).	Do.	5.410	—	4.910
B. Non-Aided Project					
3.	National Plant Quarantine Service in Pakistan ..	Do.	0.914	0.147	0.711
4.	Establishment of Post Entry Quarantine Station and Fortification of land Routes.	Do.	0.800	0.040	0.690
5.	Planning and Evaluation of Plant Protection Programme.	Do.	0.767	0.051	0.635
6.	Construction Programme of Plant Protection Department.	Do.	1.510	0.701	0.123
7.	Acquisition of Plant Protection Material	Being revised as per advice of CDWP.	149.557	—	162.113
Total (Plant Protection) ..					
(ii) ZOOLOGICAL SURVEY					
<i>On-Going</i>					
1.	National Natural History Museum, Islamabad ..	Approved	1.3	0.006	1.294
2.	National Natural History Museum, Dacca ..	Do.	1.6	0.120	1.480
3.	Zoo-Cum-Botanical Garden at Islamabad	Do.	3.00	0.150	2.850
Total (Zoological Survey)					

CULTURE

(Rupees in million)

Revised estimates for 1970-71	Provision for 1971-72	Foreign Exchange required for 1971-72			Source of Foreign Aid	Expenditure during subsequent years		
		Total	Own resources	Foreign Aid		1972-73	1973-74	1974-75
7	8	9	10	11	12	13	14	15
3.923	1.750	0.300	0.300	—	—	5.822	Likely to be shifted to Non-Dev. side after completion.	
—	0.500	0.395	—	0.395	Grant (UNDF).	1.810	1.132	1.117
0.100	*	—	—	—	—	0.141	0.150	0.175
0.100	0.100	—	—	—	—	0.126	0.130	0.135
0.100	0.100	—	—	—	—	0.190	0.172	Likely to be shifted to Non-Dev. Side after completion.
0.140	—	—	—	—	—	—	—	—
22.500	15.000	—	—	—	—	29.500	32.167	32.168
26.863	17.450	0.695	0.300	0.395				
—	—	—	—	—	—	—	—	—
—	—	—	—	—	—	—	—	—
—	—	—	—	—	—	—	—	—

*Transferred to Revenue Account.

Serial No.	Name of the scheme	Status of the Scheme	Estimated cost	Estimated expenditure during the Third Plan Period	4th Plan allocation
1	2	3	4	5	6

(iii) AGRICULTURAL MARKETING

On-Going Schemes

1.	Scheme for Compulsory Grading of Citrus Fruits before export.	Approved	0.283	1.100	0.083
2.	Scheme on Research of Exportable Agricultural Commodities	Do.	0.380	0.080	0.300
3.	Scheme for Preshipment inspection of Fish and Preserved items of Food involving Microbiological Tests.	Do.	0.472	—	0.472

Total (Agriculture Marketing)

(iv) FISHERIES :

On-Going Schemes

1.	Scheme for the Marine Fisheries Exploration and Research, East Pakistan.	Approved	3.217	0.989	4.500
2.	Sea Exploratory Fishing and Oceanographic Research West Pakistan.	Do.	4.953	2.226	6.000
3.	Marine Biological Laboratory Cox's Bazar, East Pakistan.	Do.	1.349	0.709	1.651
4.	Extension of Fish Harbour, Karachi	Do.	2.12	0.8163	25.000

Total (Fisheries)

(v) SOIL SURVEY

1.	Central Soil Research Institute (Soil Survey Project of Pakistan).	Unapproved (Revised).	12.056	—	10.000
----	--	-----------------------	--------	---	--------

Total (Soil Survey) ..

(vi) AGRICULTURAL ECONOMICS AND STATISTICS

1.	Extension to Agricultural Economics Studies ..	Approved	0.6394 for Four- th Plan	0.170	0.6384
2.	Extension to Farm Management Studies in Pakistan ..	Do.	0.3348	0.0793	0.3348
3.	Second Census of Agriculture	Do.	9.88	1.44	8.30

Total (Agriculture Economics and Statistics) ..

(Rupees in million)

Revised estimates for 1970-71	Provision for 1971-72	Foreign Exchange required for 1971-72			Source of Foreign Aid	Expenditure during subsequent years		
		Total	Own resources	Foreign Aid		1972-73	1973-74	1974-75
7	8	9	10	11	12	13	14	15
0.060	0.060	—	—	—	—	—	—	—
0.080	0.080	—	—	—	—	—	—	—
0.059	0.070	—	—	—	—	0.088	0.081	0.085
0.199	0.210	—	—	—	—	—	—	—
0.425	0.425	0.425	—	0.425	—	1.200	0.375	0.350
0.076	0.600	0.600	—	0.600	—	1.000	0.595	0.508
0.150	0.150	0.030	0.030	—	—	0.400	0.151	0.150
—	—	—	—	—	—	—	—	—
0.651	1.175	1.055	0.030	0.1025	—	—	—	—
—	—	—	—	—	—	—	—	—
—	—	—	—	—	—	—	—	—
0.111	—	—	—	—	—	—	—	—
0.059	—	—	—	—	—	—	—	—
1.371	1.500	0.145	0.045	0.100	—	3.807	0.800	0.279
1.541	1.500	0.145	0.045	0.100	—	—	—	—

Serial No.	Name of the scheme	Status of the Scheme	Estimated cost	Estimated expenditure during the 3rd Plan period	4th Plan allocation
1	2	3	4	5	6
(vii) AGRICULTURE REASARCH :					
<i>New Schemes :</i>					
1.	Arid Zone Research Institute	Recommended by C.D.W.P.	12.033	—	—
2.	National Agricultural Research Centre (Humid Zone), Ishurdi, East Pakistan.	Approved by E.C.N.E.C.	11.933	—	—
			Total (Agriculture Research) ..		
(viii) PAKISTAN CENTRAL JUTE COMMITTEE :					
	Grant-in-aid to Pakistan Central Jute Committee ..	58 Approved	58.365	16.056	16.000
			Total (Pak. Central Jute Committee)		
(ix) MISCELLANEOUS :					
	Agricultural Development Estate at Islamabad ..	—	—	3.373	—
			Total (Miscellaneous)		
			(Agriculture Wing) ..		
B. Food Wing :					
<i>Foodgrain Storage :</i>					
<i>On-Going Schemes</i>					
1.	Construction of 2,83,000 tons capacity storage ..	Approved	60.500	9.816	—
2.	Construction of 85,000 tons storage capacity in Karachi Chittagong and Azad Kashmir.	Do.	15.167	7.0312	—
3.	Feasibility Study of Foodgrain storage	Do.	0.600	0.200	—
4.	Rice cleaning and processing plants (Existing) ..	Do.	4.742	4.410	—
5.	Expansion of existing Government Rice cleaning and Re-processing plants and Storage facilities at Pipri and Landhi.	Do.	57.359	32.951	—
			Total (Food Wing) ..		
			Total (Food and Agriculture Division) ..		
II. COMMERCE DIVISION :					
1.	Subsidy on supply of Fertilizer to Tea Estates	Approved	0.350	0.316	—
			Total (Commerce Division) ..		

(Rupees in million)

Revised estimates for 1970-71	Provision for 1971-72	Foreign Exchange required for 1971-72			Source of Foreign Aid	Expenditure during subsequent years		
		Total	Own resources	Foreign Aid		1972-73	1973-74	1974-75
7	8	9	10	11	12	13	14	15
—	0.050	—	—	—	—	2.580	2.610	2.270
—	0.100	—	—	—	—	3.970	3.510	1.050
—	0.150	—	—	—	—	—	—	—
1.600	1.600	—	—	—	—	10.355	7.396	6.739
1.600	1.600	—	—	—	—	—	—	—
—	1.400	—	—	—	—	—	—	—
—	1.400	—	—	—	—	—	—	—
30.854	23.485	1.895	0.375	1.520	—	—	—	—
—	—	—	—	—	—	—	—	—
0.650	0.250	—	—	—	—	—	—	—
—	—	—	—	—	—	—	—	—
—	—	—	—	—	—	—	—	—
10.201	2.500	0.185	0.100	0.085	—	—	—	—
10.851	2.750	0.185	0.100	0.085	—	—	—	—
41.705	26.235	2.080	0.475	1.605	—	—	—	—
—	—	—	—	—	—	—	—	—
0.100	0.100	—	—	—	—	—	—	—
0.100	0.100	—	—	—	—	—	—	—

Serial No.	Name of the scheme	Status of the Scheme	Estimated cost	Estimated expenditure during the 3rd Plan period	4th Plan allocation
1	2	3	4	5	6
III. FINANCE DIVISION :					
	Agricultural Development Bank of Pakistan—Contribution to Share Capital.	Approved	—	65.000	35.000
Total (Finance Division)					..
IV. KASHMIR AFFAIRS DIVISION :					
	(i) Azad Kashmir		96.277	15.538	39.036
	(ii) Gilgit Agency		7.364	1.864	5.500
	(iii) Baltistan Agency		6.160	1.660	4.500
Total (Kashmir Affairs Division)					..
V. STATES AND FRONTIER REGIONS DIVISION :					
Centrally Administered Tribal Areas :					
II. AGRICULTURE					
(a) AGRICULTURE (Main)					
Peshawar Division					
On-Going Schemes					
1.	Control of Insects, Pests and Fungal diseases in F. Rs. of Peshawar Division.	Approved	1.076	2.334	1.076
2.	Award of Scholarships to Agriculture students of Peshawar F. Rs.	Do.	0.180	0.304	0.180
3.	Reclamation and development of land in F. Rs. of Peshawar Division.	Do.	23.880	6.044	23.880
(Total (Peshawar Division)					
D. I. Khan Division :					
On-Going Schemes					
4.	Scheme for reclamation and development of land in D. I. Khan F. Rs.	Approved	2.200	1.563	2.000
5.	Scheme for the control of Insects, Pests and fungal diseases in D. I. Khan F. Rs.	Do.	0.415	0.328	0.415
6.	Scheme for the establishment of Fruit Nursery Farm at Wana, S. W. Agency.	Do.	0.055	0.044	0.055
7.	Scheme for the establishment of Fruit Nursery Farm at Paikhel, N.W. Agency.	Do.	0.068	0.045	0.068
8.	Scheme for the establishment of Fruit Nursery Farm at Jandola, S.W. Agency.	Do.	0.050	0.038	0.007
9.	Scheme for the establishment of Fruit Nursery Farm at Darazinda adjoining Tribal Areas attached to D. I. Khan District.	Do.	0.050	0.030	0.004
10.	Award of scholarships to Tribal students of D.I. Khan Division.	Do.	0.055	0.038	0.055
Total (D. I. Khan Division)					..

(Rupees in million)

Revised estimates for 1970-71	Provision for 197-172	Foreign Exchange required for 1971-72			Source of Foreign Aid	Expenditure during subsequent years		
		Total	Own resources	Foreign Aid		1972-73	1973-74	1974-75
7	8	9	10	11	12	13	14	15
—	2.500	—	—	—	—	—	—	—
—	2.500	—	—	—	—	—	—	—
2.481	2.957	—	—	—	—	9.795	10.323	8.308
0.234	0.600	0.005	0.005	—	—	1.495	1.067	0.207
0.132	0.595	—	—	—	—	1.156	0.680	0.488
0.205	0.209	—	—	—	—	0.2153	0.218	0.229
0.036	0.036	—	—	—	—	0.036	0.036	0.036
1.166	1.150	—	—	—	—	15.247	2.879	3.438
1.407	1.395	—	—	—	—	—	—	—
0.637	0.508	—	—	—	—	0.275	0.285	0.295
0.076	0.076	—	—	—	—	0.083	0.084	0.096
—	0.011	—	—	—	—	0.014	0.104	0.016
0.013	0.014	—	—	—	—	0.013	0.014	0.014
0.007	—	—	—	—	—	—	—	—
0.004	—	—	—	—	—	—	—	—
0.011	0.011	—	—	—	—	0.011	0.011	0.011
0.748	0.620	—	—	—	—	—	—	—

Serial No.	Name of the scheme	Status of the Scheme	Estimated cost	Estimated expenditure during the 3rd Plan period	4th Plan allocation
1	2	3	4	5	6
Malakand Division					
<i>On-going Schemes :</i>					
11.	Scheme for the establishment of Fruit Nursery Farm at Jandul.	Approved	0.090	0.072	0.018
			Total (On-Going Schemes) ..		
Malakand Division					
<i>New schemes</i>					
12.	Scheme for the establishment of Fruit Nursery Farm at Bajaur.	Approved	0.190	—	0.190
13.	Award of Scholarships for B.Sc. (Agri.) students ..	Do.	0.030	—	0.030
			Total (New Schemes) ..		
			Total (Malakand Division) ..		
			Total (Agriculture) ..		
(b) ANIMAL HUSBANDRY					
Peshawar Division					
<i>On-Going Schemes :</i>					
1.	Mass Multiplication of Waziri sheeps in F. Rs. of Peshawar Division	Approved	0.111	0.623	0.111
2.	Extension of cattle breeding in F.Rs. of Peshawar Division.	Do.	0.570	0.646	0.570
3.	Award of scholarships for B.Sc. (A HI.) Degree Course in F.Rs. of Peshawar Division.	Do.	0.082	0.126	0.082
4.	Opening and construction of 10 Veterinary Dispensaries in F. Rs. of Peshawar Division.	Do.	0.624	0.109	0.624
5.	Training of Veterinary Compounders/Stock Assistants in Peshawar F. Rs.	Do.	0.004	0.021	0.004
			Total (Peshawar Division) ..		

(Rupees in million)

Revised estimates for 1970-71	Provision for 1971-72	Foreign Exchange required for 1971-72			Source of Foreign Aid	Expenditure during subsequent years		
		Total	Own resources	Foreign Aid		1972-73	1973-74	1974-75
7	8	9	10	11	12	13	14	15
—	0.012	—	—	—	—	0.006	—	—
—	0.012	—	—	—	—			
—	0.016	—	—	—	—	0.058	0.058	0.058
—	0.003	—	—	—	—	0.009	0.009	0.009
—	0.019	—	—	—	—			
—	0.031	—	—	—	—			
2.155	2.046	—	—	—	—			
0.010	0.020	—	—	—	—	0.023	0.027	0.031
0.044	0.096	—	—	—	—	0.125	0.143	0.162
0.014	0.014	—	—	—	—	0.016	0.018	0.020
0.123	0.0123	—	—	—	—	0.124	0.126	0.128
0.001	0.001	—	—	—	—	0.002	—	—
0.192	0.254	—	—	—	—			

Serial No.	Name of the scheme	Status of the Scheme	Estimated cost	Estimated expenditure during the Third Plan period	4th Plan allocation
1	2	3	4	5	6
D. I. Khan Division					
<i>On-Going Schemes</i>					
6.	Mass multiplication of Waziri Sheep Breeding in F. Rs. of D.I. Khan Division.	Approved	0.249	0.067	0.182
7.	Extension of Cattle breeding in D.I. Khan F. Rs. . .	Do.	0.298	0.142	0.126
8.	Award of scholarships to Tribal students for B. Sc. (A.H.) Degree Course, D. I. Khan Division.	Do.	0.035	0.037	0.035
9.	Continuance of 10 Veterinary Dispensaries in F. Rs. of D. I. Khan Division.	Do.	0.487	0.232	0.487
10.	Training of veterinary Compounder/Stock Assistants in F. Rs. of D. I. Khan Division.	Do.	0.004	0.004	0.004
11.	Extension of Poultry breeding in F. Rs. of D.I. Khan Division.	Do.	0.053	—	0.016
Total (D. I. Khan Division)					..
Malakand Division					
<i>New Schemes</i>					
12.	Opening and construction of quarters for the staff of Animal Husbandry Department.	Do.	0.175	—	0.175
Total (Malakand Division)					..
Total Animal (Husbandry)					..
(c) FISHERIES					
Peshawar Division					
<i>On-Going Schemes</i>					
1.	Development of Fisheries in Warsak Dam, Khyber Agency.	Do.	0.377	0.269	0.377
Total (Peshawar Division)					..
D. I. Khan Division					
<i>On-Going Schemes</i>					
2.	Introduction of Fish culture in Tribal Areas of D. I. Khan Division.	Do.	0.046	0.031	0.046
Total (D. I. Khan Division)					..
Total (Fisheries)					..

(Rupees in million)

Revised estimates for 1970-71	Provision for 1971-72	Foreign Exchange required for 1971-72			Source of Foreign Aid	Expenditure during subsequent years		
		Total	Own resources	Foreign Aid		1972-73	1973-74	1974-75
7	8	9	10	11	12	13	14	15
0.007	0.007	—	—	—	—	0.056	0.056	0.056
0.025	0.025	—	—	—	—	0.025	0.025	0.026
0.013	0.007	—	—	—	—	0.005	0.005	0.005
0.123	0.100	—	—	—	—	0.088	0.088	0.088
0.001	0.001	—	—	—	—	0.002	—	—
0.016	—	—	—	—	—	—	—	—
0.185	0.140	—	—	—	—	—	—	—
—	0.075	—	—	—	—	0.075	0.025	—
—	0.075	—	—	—	—	—	—	—
0.377	0.0469	—	—	—	—	—	—	—
—	0.040	—	—	—	—	0.217	0.060	0.060
—	0.040	—	—	—	—	—	—	—
0.005	0.005	—	—	—	—	0.012	0.012	0.012
0.005	0.005	—	—	—	—	—	—	—
0.005	0.045	—	—	—	—	—	—	—

Serial No.	Name of the scheme	Status of the Scheme	Estimated cost	Estimated expenditure during the Third Plan period	4th Plan allocation
1	2	3	4	5	6
(d) FORESTRY					
Peshawar Division					
<i>On-Going Schemes</i>					
1.	Award of stipends in sericulture Centre, Parachinar—Kurrām Agency.	Approved	0.036	0.008	0.036
Total (Peshawar Division)					..
D. I. Khan Division					
<i>On-Going Schemes</i>					
2.	Dry afforestation and Range Management in F. Rs. of D. I. Khan Division.	Approved	0.435	0.200	0.040
3.	Grant of stipends to trainees in Sericulture Centre, Miranshah—N.W. Agency.	Do.	0.036	0.021	0.036
Total (D. I. Khan Division)					..
Total (Forestry)					..
Grant Total (CATA)					..
GRAND TOTAL (Agriculture)					..

(Rupees in million)

Revised estimates for 1970-71	Provision for 1971-72	Foreign Exchange required for 1971-72			Source of Foreign Aid	Expenditure during subsequent years		
		Total	Own resources	Foreign Aid		1972-73	1973-74	1974-75
7	8	9	10	11	12	13	14	15
—	0.008	—	—	—	—	0.009	0.009	0.010
—	0.008	—	—	—	—			
0.040	—	—	—	—	—			
—	0.008	—	—	—	—	0.008	0.010	0.010
0.040	0.008	—	—	—	—			
0.040	0.016	—	—	—	—			
2.577	2.576	—	—	—	—			
47.229	35.563	2.085	0.480	1.605				

Serial No.	Name of the scheme	Status of the Scheme	Estimated cost	Estimated expenditure during the Third Plan period	4th Plan allocation
1	2	3	4	5	6
I. SCIENTIFIC AND TECHNOLOGICAL RESEARCH DIVISION :					
Atomic Energy Commission					
<i>On-Going Schemes</i>					
1.	Rooppur Nuclear Power Project	Approved by ECNEC.	468.000	5.080	370.000
2.	Karachi Nuclear Power Project	Do.	419.069*	335.986	40.000
3.	Pakistan Institute of Nuclear Science and Technology, Rawalpindi.	Do.	149.000*	43.259	7.000
4.	Radiation Genetics Institute, Mymensingh	Do.	4.950 2.00(P)	0.972 0.887(P)	1.150
5.	Atomic Energy Medical Centre, Chittagong	Approved by Government.	1.111 0.608(P)	0.449(C) 0.606(P)	—
6.	Atomic Energy Medical Centre, Rajshahi	Do.	1.111 0.608(P)	0.551(C) 0.608(P)	—
7.	Residential Colony, Dacca	Do.	2.492	2.154	—
8.	Radiation Genetics, Institute, Lyallpur	Approved by ECNEC.	4.980 1.919(P)	1.634(C) 1.722(P)	..
9.	Residential Colony, Tandojam	Approved by Government.	2.300	1.199	1.000
10.	Radio-active Mineral Survey	Do.	Continuous Project.	2.211	5.000
11.	Training	Do.	Do.	5.162	5.000
12.	Irradiation and Pest Control Research Institute, Tongi, Dacca.	Approved by ECNEC.	12.000	0.260	9.300
13.	Reactor Fuel Fabrication Plant	Do.	14.400	—	13.000
14.	Fuel Reprocessing Plant	Approved awaited.	270.000	—	—
15.	Residential Colony, Mymensingh	Approved by Government.	1.740	—	2.500
16.	Feasibility Studies	Separat approval obtained for each PC-II form.	Separate PC-II form prepared for each scheme.	0.558	2.000
Total (on-going)					..

*Revised cost of the Project.

AND POWER

(Rupees in million)

Revised estimates for 1970-71	Provision for 1971-72	Foreign Exchange required for 1971-72			Source of Foreign Aid	Expenditure during subsequent years		
		Total	Own resources	Foreign Aid		1972-73	1973-74	1974-75
7	8	9	10	11	12	13	14	15
3.000	10.000	10.000	9.990	0.010	Belgian Loan	120.000	130.000	94.879
30.000	13.700	8.708	—	8.708	Canada	—	—	—
7.500	5.500	—	—	—	—	30.000	9.578	—
1.000	0.800	—	—	—	—	—	—	—
—	—	—	—	—	—	—	—	—
—	—	—	—	—	—	—	—	—
—	—	—	—	—	—	—	—	—
0.400	0.850	—	—	—	—	—	—	—
0.200	—	—	—	—	—	—	—	—
1.000	0.700	—	—	—	—	1.000	1.000	1.000
0.500	0.200	—	—	—	—	1.000	1.000	1.000
0.450	0.200	—	—	—	—	3.290	4.000	3.000
—	1.000	0.700	—	0.700	Canadian Aid	5.000	5.900	—
—	0.500	—	—	—	—	16.200	67.500	70.400
—	0.100	—	—	—	—	0.600	—	—
0.500	0.200	—	—	—	—	0.400	0.400	0.400
44.550	33.750	19.408	9.990	9.418				

P—Expenditure against Provisional Government Funds.
 C—Central Government Funds.

Serial No.	Name of the scheme	Status of the Scheme	Estimated cost	Estimated expenditure during the 3rd Plan period	4th Plan allocation
1	2	3	4	5	6

New Schemes.

1.	PAEC Headquarter Building, Islamabad	PC-I form under preparation.	7.828	0.354	3.000
2.	Detailed Exploration of Uranium in Siwalik Sandstone of Dera Ghazi Khan (Fuels and Minerals).	Do.	4.262	—	6.500

Total (New)

Total (S. & T. R. Division) Atomic Energy Commission

II. DEFENCE DIVISION :

Meteorological Department Schemes	Approved	—	—	—
Total (Meteorological Department)				

III. FOOD AND AGRICULTURE DIVISION :

Agriculture Wing :

*Survey of Pakistan :**On-Going :*

1.	Development of Survey Resources for National Projects	Approved by ECNEC.	5.245	2.113	—
2.	Multipurposes Geodetic Survey Marks	Do.	2.534	0.0966	—
3.	Survey of Pakistan, Residential Colony, Dacca	Included under the 4th Five-Year Plan.	2.410	—	15.000
4.	Survey of Pakistan, Residential Colony, Rawalpindi ..	Do.	2.378	—	—
5.	Mathematical Instrument Office Karachi Office and Residential Accommodation.	Do.	1.950	—	—

Total (Survey of Pakistan)

IV. NATURAL RESOURCES DIVISION :

Irrigation, Drainage and Flood Control Research Council.	Approved	—	—	—
--	----------	---	---	---

Total (N. R. Division)

(Rupees in million)

Revised estimates for 1970-71	Provision for 1971-72	Foreign Exchange required for 1971-72			Source of Foreign Aid	Expenditure during subsequent years		
		Total	Own resources	Foreign Aid		1972-73	1973-74	1974-75
7	8	9	10	11	12	13	14	15
0.700	—	—	—	—	—	—	—	—
—	1.200	0.919	—	0.919	UNDP Special Fund.	2.298	—	—
0.700	1.200	0.919	—	0.919				
45.250	34.950	20.327	9.990	10.337				
5.909	3.500	—	—	—	—	—	—	—
5.909	3.500	—	—	—				
1.085	0.658	0.185	0.185	—	—	0.400	0.488	—
0.063	0.075	—	—	—	—	0.5965	0.5965	0.585
—	—	—	—	—	—	—	—	—
0.025	—	—	—	—	—	—	—	—
—	—	—	—	—	—	—	—	—
1.173	0.733	0.185	0.185	—				
1.000	1.000	—	—	—	—	—	—	—
1.000	1.000	—	—	—				

Serial No.	Name of the scheme	Status of the Scheme	Estimated cost	Estimated expenditure during the 3rd Plan period	4th Plan allocation
1	2	3	4	5	6
V. COMMERCE DIVISION :					
	Irrigation of Tea gardens in East Pakistan	Approved	4.771	3.846	—
			Total (Commerce Division)		
VI. STATES AND FRONTIER REGIONS DIVISION :					
	Replacement of Elec./Water Supply Plants of Ports of SWS.	Approved	0.569	0.350	0.219
			Total (S & F. R. Division) ..		
VII. KASHMIR AFFAIRS DIVISION :					
	(i) Azad Kashmir	—	36.980	0.853	13.000
	(ii) Gilgit Agency	—	7.406	1.805	5.600
	(iii) Baltistan Agency	—	3.150	0.751	2.399
			Total (Kashmir Affairs Division) ..		
VIII. CABINET DIVISION :					
Capital Development Authority :					
1.	Khanpur Dam Project*		178.000	41.880	133.000
			Total (Cabinet Division) ..		
IX. INDUSTRIES DIVISION :					
Steel Mills Karachi.					
	(i) *Hub Dam Project		190.750	44.980	144.800
			Total (Industries Division) ..		
X. STATES AND FRONTIER REGIONS DIVISION :					
Centrally Administered Tribal Areas :					
WATER AND POWER :					
(a) WATER					
Peshawar Division					
On-going Schemes :					
1.	Bara River Canals Scheme, Khyber Agency ..	Approved	29.0113	5.440	23.571
2.	Improvement of existing scheme and construction of New Minor Scheme in F. Rs. of Peshawar Division.	Do.	1.247	0.696	0.551
3.	Malana Irrigation Scheme, Kurram Agency ..	Do.	1.211	1.089	0.240
			Total (Peshawar Division) ..		

(Rupees in million)

Revised estimates for 1970-71	Provision for 1971-72	Foreign Exchange required for 1971-72			Source of Foreign Aid	Expenditure during subsequent years		
		Total	Own resources	Foreign Aid		1972-73	1973-74	1974-75
7	8	9	10	11	12	13	14	15
—	—	—	—	—	—	—	—	—
—	—	—	—	—	—	—	—	—
0.219	0.066	—	—	—	—	—	—	—
0.219	0.066	—	—	—	—	—	—	—
—	0.465	—	—	—	—	—	—	—
0.130	0.199	—	—	—	—	—	—	—
0.300	0.217	—	—	—	—	2.472	1.807	0.835
0.430	0.881	—	—	—	—	—	—	—
—	15.000	—	—	—	—	—	—	—
—	15.000	—	—	—	—	—	—	—
—	20.000	—	—	—	—	—	—	—
—	20.000	—	—	—	—	—	—	—
1.667	1.500	—	—	—	—	6.800	6.800	6.804
0.200	0.060	—	—	—	—	0.151	0.140	—
0.122	0.118	—	—	—	—	—	—	—
1.989	1.678	—	—	—	—	—	—	—

Serial No.	Name of the scheme	Status of the Scheme	Estimated cost	Estimated expenditure during the 3rd Plan period	4th Plan allocation
1	2	3	4	5	6
D. I. Khan Division					
<i>On-going Scheme :</i>					
4.	Tubewell Irrigation Scheme, Idak-Khajuri Plains in N. W. Agency.	Approved	0.634 (Revised)	0.524	0.110
5.	Construction of Bicki-Kashkai Irrigation Scheme in N. W. Agency.	Do.	0.285	0.235	0.050
6.	Improvement of existing irrigation Schemes in N.W. Agency.	Do.	0.500	0.500	0.032
7.	Construction of Khujalkhel area in Shaki Area, S.W. Agency.	Do.	0.043	0.031	0.012
8.	Construction of sub-surface Weir at the Head of Sakharazi Vial, improvement and protection of existing vial near its head reaches against the action of Tochi River, N. W. Agency.	Do.	0.093	0.091	0.007
9.	Survey and Investigation of Miscellaneous Irrigation Schemes in F. Rs., D. I. Khan Division.	Do.	0.108	0.063	0.048
Total (D.I.Khan Division)					..
Malakand Division					
<i>New Schemes :</i>					
10.	Improvement of existing schemes and construction of Approved Minor New Schemes in Bajaur, Malakand Division.	Do.	0.400	—	0.400
Total—Malakand Division					..
GRAND TOTAL—(water CATA)					..
(b) POWER					
Malakand Division :					
<i>New Scheme:</i>					
11.	Electrification in Bajaur, Malakand Division	Do.	1.612	—	1.612
Total (Power)					..
GRAND TOTAL (Water and power)					..

(Rupees in million)

Revised estimates for 1970-71	Provision for 1971-72	Foreign Exchange required for 1971-72			Source of Foreign Aid	Expenditure during subsequent years		
		Total	Own resources	Foreign Aid		1972-73	1973-74	1974-75
7	8	9	10	11	12	13	14	15
0.018	0.092	—	—	—	—	—	—	—
—	0.038	—	—	—	—	0.012	—	—
—	0.032	—	—	—	—	—	—	—
—	0.012	—	—	—	—	—	—	—
0.002	0.005	—	—	—	—	—	—	—
0.025	0.023	—	—	—	—	—	—	—
0.045	0.202	—	—	—	—	—	—	—
—	0.100	—	—	—	—	0.100	0.100	0.100
—	0.100	—	—	—	—	—	—	—
2.034	1.980	—	—	—	—	0.400	0.400	0.400
—	0.412	—	—	—	—	—	—	—
—	0.412	—	—	—	—	—	—	—
56.015	78.522	20.512	10.175	10.337	—	—	—	—

INDUS

Serial No.	Name of the scheme	Status of the Scheme	Estimated cost	Estimated expenditure during the Third Plan Period	4th Plan allocation
1	2	3	4	5	6
I. INDUSTRY DIVISION					
1.	Investment Advisory Centre of Pakistan (Zonal Offices) at Lahore, Peshawar, Quetta and Khulna.	Unapproved	2.479	—	—
2.	Centre for the Organisation and further development and modernization of Cotton textile Industry in Pakistan.	Recommended by CDWP	8.550	—	—
3.	Light Engineering Service Institute, Chittagong (to be taken over by PITAC).	Approved	6.028	3.878	—
4.	Central Testing Laboratories (Chittagong)	Unapproved	2.450	—	—
5.	Centre for the Organisation and further development of Jute Industry in Pakistan.	Approved	5.085	0.228	—
6.	Pakistan Industrial Technical Assistance Centre (Regional Office Dacca).	Do.	10.511	9.633	—
7.	Karachi Steel Mills Project	Do.	4850.000	5.000	200.000
Total (Industry Division)					..
II. SCIENTIFIC AND TECHNOLOGICAL RESEARCH DIVISION :					
<i>P.C.S.I.R. Schemes</i>					
1.	(a) On-going Scheme		29.884	17.960	} 15.724
	(b) New Scheme		—	—	
Total (P.C.S.I.R.)					..
III. DEFENCE DIVISION :					
D. G. Ports and Shipping :					
1.	Karachi Shipyard and Engineering Works—Phase-II, Part I (Revised).	G. Approved	32.00	47.595	30.000
		R. Un-approved.	75.08	(171 March 1970 by WPIDC).	(Block)
Total (Defence Division)					..
IV. COMMERCE DIVISION :					
Export Promotion Bureau					
1.	Pakistan International Fair Permanent Exhibition ground at Karachi.	Recommended by CDWP.	20.272	2.300	—
Total Commerce (Division)					..

*Revised P.C.I. with P.D.W.P.

**Revised P.C.I. with Autonomous Bodies Cell.

(Rupees in million)

TRY

Revised estimates for 1970-71	Provision for 1971-72	Foreign Exchange required for 1971-72			Source of Foreign Aid	Expenditure during subsequent years		
		Total	Own resources	Foreign Aid		1972-73	1973-74	1974-75
7	8	9	10	11	12	13	14	15
0.050	0.100	—	—	—	—	0.480	0.547	0.621
—	0.200	0.100	—	0.100	UNSF	2.600 (Int.)1.200 (Ext.)1.400	1.396 (Int.)1.051 (Ext.)0.345	—
—	0.100	—	—	—	—	—	—	—
—	0.275	—	—	—	—	0.990	1.185	—
0.160	0.500	0.250	—	0.250	UNSF	—	—	—
1.500	—	—	—	—	—	—	—	—
10.000	25.000	19.900	14.900	5.000	USSR	171.440	455.000	1152.10
11.710	26.175	20.250	14.900	5.350				
6.251	3.500	—	—	—	—	—	—	—
—	—	—	—	—	—	—	—	—
6.251	3.500	—	—	—	—	—	—	—
15.625	2.200	—	—	—	—	—	—	—
15.625	2.200	—	—	—	—	—	—	—
1.600	0.500	—	—	—	—	—	—	—
1.600	0.500	—	—	—	—	—	—	—

Serial No.	Name of the Scheme	Status of the Scheme	Estimated cost	Estimated expenditure during the Third Plan Period	4th Plan allocation
1	2	3	4	5	6

V. EDUCATION DIVISION

Printing Corporation of Pakistan :

Construction of Staff quarters for the Employees of Printing Press at Islamabad.	Unapproved	13.83	3.50	Covered under Block allocation us Rs. 23.00 million.
Total (Printing Corporation)				--

VI. FINANCE DIVISION :

1. Balancing and Modernization of Pak Mint.	--	--	0.600	} 0.785
2. Purchase of land for Pak Mint.	--	--	0.100	
Total (Finance Division)				...

VII. PLANNING DIVISION :

1. U.N. Assisted Pre-investment Study on Fertilizers and Petrochemicals.	Approved	12.000	8.260	3.740
2. U.N. Assisted Project for promolition and implementation of Projects and production of fertilizers etc.	--	--	--	--
Total (Planning Division)				..

VIII. KASHMIR AFFAIRS DIVISION :

1. Azad Kashmir ..	--	47.525	12.471	32.781
2. Gilgit and Baltistan ..	--	2.565	0.615	2.400
Total (Kashmir Affairs Division)				

IX. STATES AND FRONTIER REGIONS DIVISION :

Centrally Administered Tribal Areas :

1. Grant of Stipends to 30 trainees of Metal Centre, Kohat pass and 20 trainees of Mazri Centre/Carpet Centre, Alizai Kuram Agency.	Approved	0.180	0.078	0.180
2. Grant of Stipends to trainees in Industrial Centre Wana and Miranshad, D. I. Khan Division.	Do.	0.217	0.065	0.217

Total (Centrally Adm. Tribal Areas) ..

GRAND TOTAL (Industry)

(Rupees in million)

Revised estimates for 1970-71	Provision for 1971-72	Foreign Exchange required for 1971-72			Source of Foreign Aid	Expenditure during subsequent years		
		Total	Own resources	Foreign Aid		1972-73	1973-74	1974-75
7	8	9	10	11	12	13	14	15
—	1.000	—	—	—				
—	1.000	—	—	—				
0.785	0.500	—	—	—	—	—	—	—
0.785	0.500	—	—	—				
2.118	0.950	0.647	—	0.647	UNSF	—	—	—
—	0.150	0.100	—	0.100				
2.118	1.100	0.747	—	0.747				
8.385	7.918	2.290	0.025	2.265	—	9.204	1.794	1.500
0.200	0.117	0.070	0.070	—	—	0.740	0.732	0.411
8.585	8.035	2.360	0.095	2.265				
0.036	0.036	—	—	—	—	0.036	0.036	0.036
0.032	0.050	—	—	—	—	0.035	0.050	0.050
0.068	0.086	—	—	—				
46.742	43.096	23.357	14.995	8.362				

FUELS AND

Serial No.	Name of the scheme	Status of the Scheme	Estimated cost	Estimated expenditure during the Third Plan period	4th Plan allocation
1	2	3	4	5	6

NATURAL RESOURCES DIVISION

(i) Geological Survey of Pakistan

1.	Construction of office Laboratories and Residential Accommodation.	Recommended by CDWP.	30.000		} Covered under Block allocation of 50.00
2.	Mineral Exploration in Chagai etc.	Do.	31.390		
3.	Aeromagnetic Survey and follow up ground investigations in various Mineral District of Pakistan.	Do.	7.290		
4.	Geo. Expl. in Rajshahi and Bogra	Do.	11.290		
5.	Geo. Expl. Rangpur and Dinajpur	Do.	7.400		
6.	College of Mineral Technology	Do.	—		

Total (Geological Survey of Pakistan) ..

(ii) Directorate of Oil Operations

1.	Hydrocarbon Development Institute (Phase-I)	Recommended by CDWP.	4.690	0.750	
			(for the testing Labs. etc. which have been merged in this scheme).		

Total (Oil Operations) ..

(iii) Directorate of Gas Operations

1.	Sui Karachi Duplication Gas Pipeline Project	Approved	166.200	—	80.000 Block.
2.	Pakharabad Chittagong Gas Pipeline	Un-approved	—	—	

Total (Gas Operations) ..

Serial No.	Name of the scheme	Status of the Scheme	Estimated cost	Estimated expenditure during the third Plan period	4th Plan allocation
1	2	3	4	5	6
(iv) *Directorate of Petroleum Concession					
1.	Esso Standard Eastern Inc.	Approved	200.000	6.340	}
2.	Shell Oil Co. Ltd.	Do.	250.000	13.450	
3.	Amoco Pak Exploration Co.	Do.	23.800	0.350	
4.	Pakistan Oil fields Ltd.	Do.	—	—	
5.	Wintershall (AG)	Do.	11.250	0.410	
6.	Saudi Arabial Project	Do.	—	—	
7.	Hunts	Do.	—	—	
8.	Pak. Stanuac Pertoleum project	Do.	—	—	
9.	Petroleum Development of pale	Do.	—	—	
			Total (Petroleum Concession) ..		
(v) Oil and Gas Development Corporation					
1.	Development of Oil and Gas Resources	O. Approved R. Un-ap- proved.	867.790	368.370	217.000
			Total (Oil and Gas Development Corporation) ..		
			Total (N. R. Division) ..		
II. KASHMIR AFFAIRS DIVISION :					
1.	Northern Areas (Gilgit and Baltistan)	—	6.000	—	6.000
			Total (Kashmir Affairs Division) ..		
			GRAND TOTAL (Fuels and Minerals) ..		

*Figures in column 8 represent Government's

(Rupees in million)

Revised estimates for 1970-71	Provision for 1971-72	Foreign Exchange required for 1971-72			Source of Foreign Aid	Expenditure during subsequent years		
		Total	Own resources	Foreign Aid		1972-73	1973-74	1974-75
7	8	9	10	11	12	13	14	15
—	—	—	—	—	—	—	—	—
—	—	—	—	—	—	—	—	—
0.567	0.800	—	—	—	—	—	—	—
—	1.000	—	—	—	—	—	—	—
0.360	0.600	—	—	—	—	—	—	—
1.071	1.375	1.375	1.375	—	—	—	—	—
—	0.029	—	—	—	—	—	—	—
—	0.162	—	—	—	—	—	—	—
0.625	—	—	—	—	—	—	—	—
2.623	3.966	1.375	1.375	—	—	—	—	—
share of investment proposed in Budget 1971-72.								
70.000	57.500	20.000	—	20.000	USSR Italy.	102.100	105.000	107.250
70.000	57.500	20.000	—	20.000				
73.573	65.566	24.666	1.375	23.291				
—	0.200	—	—	—	—	—	—	—
—	0.200	—	—	—	—	—	—	—
73.573	65.766	24.666	1.375	23.291				

TRANSPORT AND

Serial No.	Name of the scheme	Status of the Scheme	Estimated cost	Estimated expenditure during the third Plan period	4th Plan allocation
1	2	3	4	5	6

I. COMMUNICATIONS DIVISION

1. Telegraphs and Telephones :

(a) On-going schemes	Approved	2,471.570	731.520	} 1,330.000
(b) New Schemes	Do.	329.483	—	

Total (Telegraphs and Telephones)

2. Post Offices Department :

(a) On-going Schemes	Do.	82.525	25.260	} Covered under Block Allocation of 95.000
(b) New Schemes	Do.	8.350	—	

Total (Post Offices)

3. C and T Wing :

Other Roads	Do.	—	—	—
---------------------	-----	---	---	---

Total (C&T Wing)

Total (Communications Division) —

II. DEFENCE DIVISION

1. Civil Aviation :

(a) On-going Schemes	Do.	973.794	304.042	410.957
(b) New Schemes	Do.	49.918	2.491	47.004

Total (Civil Aviation) ..

2. D.G. Ports and Shipping :

On-Going Schemes

(i) Development of Chalna Anchorage	Approved by ECNEC.	32.760	42.330	} Block allocation of 300.000
(ii) Permanent Port on Pussur River, East Pakistan	Do.	210.000	42.600	
(iii) Economic Feasibility Study-Deepening of Approaches of Chalna Anchorage proposed Survey.	Do.	0.150	—	} 80.000
(iv) Development of 2nd Major Port at Sonmiani in West Pakistan.	Approved	Original approved by ECNEC 5.000 reduced by M/Finance 4.000	1.600	

COMMUNICATIONS

(Rupees in million)

Revised estimates for 1970-71	Provision for 1971-72	Foreign Exchange required for 1971-72			Source of Foreign Aid	Expenditure during subsequent years		
		Total	Own resources	Foreign Aid		1972-73	1973-74	1974-75
7	8	9	10	11	12	13	14	15
198.600	120.000	04.009	—	94.009	German Japan U.S. AID U.K. Italy and Canada.	300.000	270.000	245.620
198.600	120.000	94.009	—	94.009				
12.502	5.200	0.200	0.200	—	—	22.601	16.962	—
—	1.000	—	—	—	—	3.920	3.430	—
12.502	6.200	0.200	0.200	—				
26.791	20.000	8.100	8.100	—	—	—	—	—
26.791	20.000	8.100	8.100	—				
237.893	146.200	102.309	8.300	94.009				
57.019	37.500	4.495	—	4.495	—	111.691	80.136	30.655
—	—	—	—	—	—	27.892	7.289	1.878
57.019	37.500	4.495	—	4.495				
3.119	0.150	—	—	—	—	—	—	—
20.000	12.000	8.000	—	8.000	Yugoslav Credit.	—	—	—
0.050	0.100	0.100	—	0.100	Netherland	—	—	—
0.300	0.700	0.500	—	0.500	West Germany Technical Assistance	0.200	—	—

Serial No.	Name of the scheme	Status of the Scheme	Estimated cost	Estimated expenditure during the Third Plan period	4th Plan allocation
1	2	3	4	5	6
(v)	Investment of the Share Capital of N.S.C.	Approved	4.690	—	15.000
(vi)	Development of Navigational Aids on the Coasts of Pakistan.	Do.	6.500	3.326	
(vii)	Acquisition of a New Hydrographic Survey-oceanographic Research Ship.	Approved by CDWP and ECNEC.	8.260	—	
(viii)	Mercantile Marine Academy, Chittagong	Approved (Ongoing 3rd Phase not yet approved).	4.295 (2nd Phase) 9.838 (3rd Phase)	8.365	Block allocation of 22.000
Total (D.G. Ports and Shipping)					..
Total (Defence Division)					..

III. INFORMATION AND NATIONAL AFFAIRS

(i) Broadcasting :					
(a)	On-going Schemes	—	139.2286	72.0253 100.7954
(b)	New Schemes	—	—	—
Total (Broadcasting)					..
(ii) Pakistan Academy of Mass Communication					
(iii) Television :					
1.	Television Corporation	Approved	—	—
2.	Central Television Institute	Approved	5.800	4.170
3.	Film Processing Workshop	Do.	2.270	—
4.	Educational Television Service	Unapproved	34.270	—
Total (Television)					..
Total (Information and National Affairs)					..

IV. PLANNING DIVISION :

1.	Transport Survey	Approved	9.600	1.600	Covered under Block allocation of Rs. 25 million.
2.	Phitti Creek Project	Do.	3.300	—	
Total (Planning Division)					..	

(Rupees in million)

Revised estimates for 1970-71	Provision for 1971-72	Foreign Exchange required for 1971-72			Source of Foreign Aid	Expenditure during subsequent years		
		Total	Own resources	Foreign Aid		1972-73	1973-74	1974-75
7	8	9	10	11	12	13	14	15
4.375	—	—	—	—	—	—	—	—
0.558	0.500	—	—	—	—	—	—	—
—	1.000	0.700	—	0.700	German	7.260	—	—
1.702	1.000	—	—	—	—	1.955	1.762	1.401
30.104	15.450	9.300	—	9.300				
87.123	52.950	13.795	—	13.975				
23.815	12.000	7.000	—	7.000	Netherlands, Swiss	23.0992	15.5719	7.3011
—	—	—	—	—	—	—	—	—
23.815	12.000	7.000	—	7.000				
—	—	—	—	—	—	—	—	—
—	4.700	—	—	—	—	—	—	—
—	—	—	—	—	—	—	—	—
1.300	0.900	—	—	—	—	—	—	—
—	—	—	—	—	—	—	—	—
1.300	5.600	—	—	—				
25.115	17.600	7.000	—	7.000				
4.426	2.000	1.124	—	1.124	U.K.	—	—	—
0.615	1.000	—	—	—	—	—	—	—
5.041	3.000	1.124	—	1.124				

Serial No.	Name of the scheme	Status of the Scheme	Estimated cost	Estimated expenditure during the Third Plan period	4th Plan allocation
1	2	3	4	5	6

V. STATES AND FRONTIER REGIONS :

1.	Reconstruction of damaged portion of Gammon Bridge (Kurram).	Approved	0.122	0.030	0.059
----	--	----------	-------	-------	-------

Total (S.& F.R. Division) ..

VI. KASHMIR AFFAIRS DIVISION :

(i)	Azad Kashmir	Do.	160.929	28.357	82.365
(ii)	Gilgit Agency	Do.	41.962	18.293	23.669
(iii)	Baltistan	Do.	24.381	3.050	21.331

VII. TRANSPORT AND COMMUNICATIONS :

Peshawar Division

New Schemes

1.	Construction of Metalled Road from Mian Mandi to Barokhel Mohmand Agency.	Approved	0.708	—	0.708
2.	Construction of two washed away bridges on Thal—Parachinar Road, Kurram Agency.	Do.	0.793	—	0.793
3.	Construction of Bridge over Kurram River on Lakka-Tiga Road in Kurram Agency.	Do.	2.135	—	2.135

Total (Peshawar Division) ..

D.I. Khan Division

On-going Schemes

4.	Construction of shingle Road from Kotkai to Imar-Raghza Shinkai to Sam (20 miles) S.W. Agency.	Approved	1.000	0.260	0.740
5.	Improving, soling, metalling and Surfacing Thanai—Gulkach Road (24.50 miles) S.W. Agency.	Do.	3.600	1.064	2.536
6.	Improving, soling, metalling, and surfacing Miranshah-Boya Dattakhel Road (25 miles) N.W. Agency.	Do.	2.500	0.807	1.693
7.	Improving, soling, metalling and surfacing Bannu-Daryuba Road, Bannu F.Rs.	Do.	1.087	0.552	0.163

Total D.I. Khan (On-going) ..

(Rupees in million)

Revised estimates for 1970-71	Provision for 1971-72	Foreign Exchange required for 1971-72			Source of Foreign Aid	Expenditure during subsequent years		
		Total	Own resources	Foreign Aid		1972-73	1973-74	1974-75
7	8	9	10	11	12	13	14	15
0.059	0.033	—	—	—	—	—	—	—
0.059	0.033	—	—	—	—	—	—	—
1.391	6.765	0.015	0.015	—	—	30.054	19.936	8.706
1.501	2.900	—	—	—	—	6.547	6.535	6.585
0.830	0.787	—	—	—	—	7.225	6.563	4.251
3.722	10.452	0.015	0.015	—	—	—	—	—
—	0.200	—	—	—	—	0.508	—	—
—	0.200	—	—	—	—	0.593	—	—
—	0.100	—	—	—	—	1.135	1.135	—
—	0.500	—	—	—	—	—	—	—
0.333	0.407	—	—	—	—	—	—	—
0.333	0.500	—	—	—	—	1.203	0.500	—
0.333	0.500	—	—	—	—	0.700	0.160	—
0.163	—	—	—	—	—	—	—	—
1.162	1.407	—	—	—	—	—	—	—

Serial No.	Name of the scheme	Status of the Scheme	Estimated cost	Estimated expenditure during the 3rd Plan Period	4th Plan allocation
1	2	3	4	5	6
D. I. Khan Division					
<i>New Schemes</i>					
8.	Widening and Improvement of Jandola-Wana Road and remodelling of Bangashwala Causeway S.W. Agency.	Approved	0.344	—	0.344
	Total D.I. Khan (New Schemes)			
	Total (D.I. Khan Division)			
Malakand Division					
<i>New Schemes</i>					
9.	Soling, metalling and Surfacing Monda-Khar Road (12 miles) Bajaur area.	Approved	0.720	—	0.720
10.	Block-topping Kalagni-Sharbatai Road including construction of bridge over Panjkora.	Do.	3.000	—	3.000
	Total (Malakand Division)			
	TOTAL (Centrally Administered Tribal Areas)			
	GRAND TOTAL (Transport and Communications)			

*Revised Estimates since revised to 7.542.

(Rupees in million)

Revised estimates for 1970-71	Provision for 1971-72	Foreign Exchange required for 1971-72			Source of Foreign Aid	Expenditure during subsequent years		
		Total	Own resources	Foreign Aid		1972-73	1973-74	1974-75
7	8	9	10	11	12	13	14	15
—	0.344	—	—	—	—	—	—	—
—	0.344	—	—	—	—	—	—	—
1.162	1.751	—	—	—	—	1.803	0.660	—
—	0.320	—	—	—	—	0.200	0.200	—
—	0.200	—	—	—	—	0.400	1.200	1.200
—	0.520	—	—	—	—	—	—	—
1.162	2.771	—	—	—	—	—	—	—
360.115	233.006	124.243	8.315	115.928	—	—	—	—

PHYSICAL PLANNING

Serial No.	Name of the scheme	Status of the Scheme	Estimated cost	Estimated expenditure during the 3rd Plan Period	4th Plan allocation
1	2	3	4	5	6
I. PLANNING DIVISION					
1.	Preparation of a scheme for Centre for Regional Planning and Development related Research Studies.	Approved	1.300	0.460	Covered under Block allocation of Rs. 15.0 million.
2.	Joint Research Project for Slum Improvement	.. Do.	1.500	—	Covered under Block allocation of Rs. 10.0 million.
Total (Planning Division)					—
II. ECONOMIC CO-ORDINATION AND EXTERNAL ASSISTANCE DIVISION					
	Survey of Buildings and Housing Conditions in Urban Areas of Pakistan.	Approved	1.180	0.904	—
Total (Economic Affairs Division)					..
III. CABINET DIVISION					
	Capital at Islamabad	Do.	900.000	441.247 290.000
Total (Cabinet Division)					..
IV. FINANCE DIVISION					
	Advances to Government Servants for House Building	Do.		29.721	—
Total (Finance Division)					..
V. REHABILITATION AND WORKS DIVISION					
1.	Second Capital at Dacca	Do.	117.629	120.000 210.000
2.	Government Servants Housing :				
	(a) East Pakistan	}	Do.	—	} 100.000
	(b) West Pakistan		Do.	—	
3.	Government Offices and Buildings :				
	(a) East Pakistan	}		—	} 67.000
	(b) West Pakistan			—	
4.	Jammu and Kashmir Refugee Resettlement Programme.	Do.	3.900	—	
Total (Rehabilitation and Works Division)					

(Rupees in million)

AND HOUSING

Revised estimates for 1970-71	Provision for 1971-72	Foreign Exchange required for 1971-72			Source of Foreign Aid	Expenditure during subsequent years		
		Total	Own resources	Foreign Aid		1972-73	1973-74	1974-75
7	8	9	10	11	12	13	14	15
0.226	0.175	—	—	—	—	0.120	0.120	0.113
0.300	0.125	—	—	—	—	0.300	0.300	0.300
0.526	0.300	—	—	—	—	—	—	—
—	—	—	—	—	—	—	—	—
—	—	—	—	—	—	—	—	—
42.864	27.500	—	—	—	—	—	—	—
42.864	27.500	—	—	—	—	—	—	—
6.251	4.000	—	—	—	—	—	—	—
6.251	4.000	—	—	—	—	—	—	—
22.500	15.000	—	—	—	—	—	—	—
6.023	1.499	—	—	—	—	—	—	—
	1.343	—	—	—	—	—	—	—
	0.967	—	—	—	—	—	—	—
	1.575	—	—	—	—	—	—	—
0.500	0.200	—	—	—	—	—	—	—
29.023	20.584	—	—	—	—	—	—	—

Serial No.	Name of the scheme	Status of the Scheme	Estimated cost	Estimated expenditure during the 3rd Plan Period	4th Plan allocation
1	2	3	4	5	6
VI. DEFENCE DIVISION					
(i)	Tourism	Approved	—	—	15.000
(ii)	Contribution to Share Capital P.T.D.C. ..	Do.	—	—	—
Total (Defence Division)					—
VII. STATES AND FRONTIER REGIONS DIVISION					
Total (S & F.R. Division)					—
VIII. KASHMIR AFFAIRS DIVISION					
(i)	Azad Kashmir	—	19.645	0.531	} 20.000
(ii)	Gilgit Agency	—	7.180	2.725	
(iii)	Baltistan	—	5.420	0.875	
Total (Kashmir Affairs Division)					..
IX. STATES AND FRONTIER REGIONS :					
Centrally Administered Tribal Areas :					
PHYSICAL PLANNING AND HOUSING					
(a) PUBLIC HEALTH ENGINEERING					
Peshawar Division					
<i>New Schemes</i>					
1.	Drinking Water Supply Scheme for Khyber Agency..	Approved	3.539	—	3.539
2.	Drinking Water Supply Scheme for Parachinar—Kurrum Agency.	Do.	0.739	—	0.739
Total (Peshawar Division)
Total (Public Health Engineering)
(b) HOUSING					
D. I. Khan Division					
<i>On-going Schemes</i>					
3.	Providing residential accommodation for Political Staff at Darazinda, D.I. Khan, F. Rs.	Approved	0.060	0.060	0.006
4.	Providing Office and residential accommodation for P.N.T., Jandola, S.W. Agency.	Do.	0.031	0.020	0.011

(Rupees in million)

Revised estimates for 1970-71	Provision for 1971-72	Foreign Exchange required for 1971-72			Source of Foreign Aid	Expenditure during subsequent years		
		Total	Own resources	Foreign Aid		1972-73	1973-74	1974-75
7	8	9	10	11	12	13	14	15
2.500	1.300	0.570	0.570	—	—	—	—	—
—	—	—	—	—	—	—	—	—
2.500	1.300	0.570	0.570	—	—	—	—	—
3.357	2.189	—	—	—	—	—	—	—
3.357	2.189	—	—	—	—	—	—	—
1.370	2.150	—	—	—	—	4.000	3.279	1.104
0.433	0.128	—	—	—	—	1.105	0.865	0.735
0.140	0.405	—	—	—	—	1.148	0.893	1.104
1.943	2.683	—	—	—	—	—	—	—
—	1.500	—	—	—	—	1.700	0.339	—
—	0.200	—	—	—	—	0.539	—	—
—	1.700	—	—	—	—	—	—	—
—	1.700	—	—	—	—	—	—	—
—	0.006	—	—	—	—	—	—	—
—	0.011	—	—	—	—	—	—	—

Serial No.	Name of the scheme	Status of the Scheme	Estimated cost	Estimated expenditure during the Third Plan Period	4th Plan allocation
1	2	3	4	5	6
5.	Providing Office and residential accommodation for A.P.O. Tank, S.W. Agency.	Approved	0.075	0.075	0.003
6.	Providing residential accommodation for A.P.A. and his staff of Miranshah, N.W. Agency.	Do.	0.110	0.106	0.004
	Total (D.I. Khan Division) ..				
Malakand Division					
<i>New Schemes</i>					
7.	Construction of Political Colony at Khar Bajaur Area—Malakand Division.	Approved	0.600	—	0.600
8.	Construction of sub-Tehsil with Staff Quarters at Nawagai, Bajaur.	Do.	0.200	—	0.200
	Total (Malakand Division) ..				
	Total (Housing) ..				
	Grand Total (CATA) ..				
GRAND TOTAL (Physical Planning and Housing)					

(Rupees in million)

Revised estimates for 1970-71	Provision for 1971-72	Foreign Exchange required for 1971-72			Source of Foreign Aid	Expenditure during subsequent years		
		Total	Own resources	Foreign Aid		1972-73	1973-74	1974-75
7	8	9	10	11	12	13	14	15
—	0.003	—	—	—	—	—	—	—
—	0.004	—	—	—	—	—	—	—
—	0.024	—	—	—	—	—	—	—
—	0.150	—	—	—	—	0.200	0.250	—
—	0.060	—	—	—	—	0.060	0.040	0.040
—	0.210	—	—	—	—	—	—	—
—	0.234	—	—	—	—	—	—	—
—	1.934	—	—	—	—	—	—	—
86.464	60.490	0.570	9.570	—	—	—	—	—

EDUCATION AND

Serial No.	Name of the scheme	Status of the Scheme	Estimated cost	Estimated expenditure during the 3rd Plan Period	4th Plan allocation
1	2	3	4	5	6
I. EDUCATION DIVISION					
A. University Education :					
1.	Islamabad University (Revised)	On-going un-approved.	80.000	18.88	35.50
2.	National University in East Pakistan	Under submission to P.D.	90.000	—	40.000
3.	Institute of Modern Language, Islamabad	Unapproved	5.325	—	2.000
4.	Improvement of post-graduate studies in the universities of East Pakistan.	Approved	3.443	2.940	0.500
Total (University Education) ..					
B. Scholarships :					
1.	Central Overseas Training Scheme	Unapproved	7.500	3.763	7.500
2.	Commonwealth Scholarship On-going Scheme	Do.	0.946	0.314	0.500
3.	Scholarships to students from other countries	Under-submission to P. Division	6.000	—	4.00
4.	Merit Scholarship Scheme	Un-approved	4.150	1.321	3.080
5.	Implementing foreign offers of Scholarships	Approved	0.800	0.115	0.500
6.	SEATO under graduate scholarships	Do.	0.150	—	0.150
7.	National Research Fellowships	Un-approved	0.655	0.025	0.270
8.	National Professorships	Do.	2.081	—	—
Total (Scholarships) ..					
C. Social and Cultural Activities :					
1.	Museum of Science and Tech., Dacca	Do.	80.000	0.892	2.000
2.	Museum of Science and Tech., Lahore	Do.	80.000	0.892	2.000
3.	Dev. of Bengali Language and Literature	Under submission to P. Division	4.000	2.225	4.000
4.	Dev. of Urdu Language and Literature	Under submission	4.000	1.600	4.000
5.	Training and Coaching Centres	Do.	7.450	4.410	1.500

(Rupees in million)

Serial No.	Name of the scheme	Status of the Scheme	Estimated cost	Estimated expenditure during the 3rd Plan period	4th Plan allocation
1	2	3	4	5	6
6.	Implementation of Cultural Pacts	Approved	4.500	1.720	2.500
7.	Dev. of Archaeology and Museum	Do.	4.000	0.855	1.000
8.	Children Libraries in East and West Pakistan	Do.	1.250	0.075	1.400
9.	Preservation of pre-historical remain at Mohenjodaro.	Under submission to P. Division	6.654	—	0.100
10.	National Archives, Islamabad	On-going Un-approved	19.470	2.775	} 13.000
11.	National Library, Islamabad	Approved in Principle	10.735	2.800	
12.	National Art Gallery, Islamabad	Under Submission to M/O Finance	2.500	—	
13.	National Art Council, Islamabad	Approved	4.464	0.500	
14.	National Museum, Islamabad	Do.	11.000	1.700	
15.	Liaquat Memorial Library, Karachi	Do.	5.100	2.300	
16.	Central Museum, Dacca	Do.	5.600	0.600	
Total (Social and Cultural Activities)					
D. Central Government Educational Institutions :					
1.	Establishment of 18 Primary Schools at Islamabad/Dacca.	Approved	5.885	3.646	1.900
2.	Establishment of 9 Secondary Schools at Islamabad/Dacca.	Do.	15.050	5.419	2.400
3.	5 Secondary Schools at Islamabad/Dacca	Submission to P. Division	9.200	—	9.200
4.	23 Primary Schools at Islamabad/Dacca	Do.	9.987	—	10.000
5.	Two Degree College at Ayubnagar	Do.	5.000	—	5.000
6.	Upgradation of 2 Intermediate College into degree College for Girls at Islamabad.	Do.	6.621	1.620	5.000
7.	Establishment of a Boys Degree College at Islamabad.	Do.	6.621	1.620	5.000

(Rupees in million)

Revised estimates for 1970-71	Provision for 1971-72	Foreign Exchange required for 1971-72			Source of Foreign Aid	Expenditure during subsequent years		
		Total	Own resources	Foreign Aid		1972-73	1973-74	1974-75
7	8	9	10	11	12	13	14	15
0.400	0.200	0.025	0.025	—	—	0.500	0.500	0.500
0.300	0.100	—	—	—	—	0.100	0.100	—
—	—	—	—	—	—	—	—	—
0.100	0.100	—	—	—	—	0.300	0.300	0.300
0.200	1.000	—	—	—	—	2.000	2.000	1.778
0.600	—	—	—	—	—	—	—	—
0.300	—	—	—	—	—	—	—	—
—	—	—	—	—	—	—	—	—
—	—	—	—	—	—	—	—	—
—	—	—	—	—	—	—	—	—
4.000	2.400	0.025	0.025	—	—	—	—	—

1.677	0.200	—	—	—	—	—	—	—
2.000	2.700	—	—	—	—	—	—	—
—	—	—	—	—	—	—	—	—
0.500	—	—	—	—	—	—	—	—
0.500	—	—	—	—	—	—	—	—
2.000	—	—	—	—	—	—	—	—
—	1.000	1.000	—	—	—	—	—	—

Serial No.	Name of the Scheme	Status of the Scheme	Estimated cost	Estimated expenditure during the 3rd Plan period	4th Plan allocation
1	2	3	4	5	6
8.	Residential Model School for Boys, Dacca	.. On-going Un-approved.	8.127	6.867	} 7.000
9.	Ayubnagar Model School for Girls	.. Under Submission to Planning Division.	4.500	1.060	
10.	Model School for Boys, Dacca	.. Un-approved	5.000	—	
11.	Model School for Boys, Islamabad	.. Under submission to Planning Division.	4.314	2.814	} 4.500
12.	Development of Islamabad Model School	.. Do.	3.225	1.745	
	Total (C.G.E. Institutions)	..			
	Total (Education Division)	..			
II. ESTABLISHMENT DIVISION :					
1.	Scholarships for the Children of non-gazetted Government Servants.	Approved	2.000	2.169	
2.	Development scheme for Pakistan. Administrative Staff College grant-in-Aid.	Do.	3.000	2.072	
	Total (Establishment Division)				
III. INFORMATION AND NATIONAL AFFAIRS DIVISION :					
1.	Plan Publicity Scheme	.. Approved	10.000	4.500	10.900
2.	Cultural complexes at Dacca and Lahore	.. Do.	—	—	—
	Total (Information and National Affairs)				
IV. PLANNING DIVISION :					
1.	Plan Publicity Scheme	.. Approved	(10.000)	(4.500)	(10.000)
2.	Special Studies	.. Un-approved	—	2.500	—
	Total (Planning Division)				
V. ECONOMIC COORDINATION AND EXTERNAL ASSISTANCE DIVISION :					
1.	Development of Statistical Services and Re-organization of C.S.O.	Approved	12.226	8.102	
	Total (Econo. Co-ord. External Assistance Division)				

(Rupees in million)

Revised estimates for 1970-71	Provision for 1971-72	Foreign Exchange required for 1971-72			Source of Foreign Aid	Expenditure during subsequent years		
		Total	Own resources	Foreign Aid		1972-73	1973-74	1974-75
7	8	9	10	11	12	13	14	15
0.350	0.300	—	—	—	—	—	—	—
1.000	—	—	—	—	—	—	—	—
—	—	—	—	—	—	—	—	—
0.027	0.300	—	—	—	—	—	—	—
0.268	0.200	—	—	—	—	—	—	—
9.322	4.700	—	—	—	—	—	—	—
23.824	15.100	2.242	1.155	1.087	—	—	—	—
0.715	0.850	—	—	—	—	—	—	—
0.625	—	—	—	—	—	—	—	—
1.340	0.850	—	—	—	—	—	—	—
0.333	0.300	—	—	—	—	—	—	—
—	—	—	—	—	—	—	—	—
0.333	0.300	—	—	—	—	—	—	—
—	0.200	—	—	—	—	—	—	—
—	—	—	—	—	—	—	—	—
—	0.200	—	—	—	—	—	—	—
3.661	2.500	—	—	—	—	—	—	—
3.661	2.500	—	—	—	—	—	—	—

Serial No.	Name of the scheme	Status of the Scheme	Estimated cost.	Estimated expenditure during the 3rd Plan period	4th Plan allocation
1	2	3	4	5	6

VI. KASHMIR AFFAIRS DIVISION :

(i) Azad Kashmir	Approved	35.422	2.449	26.997
(ii) Gilgit Agency	Do.	8.088	0.822	7.266
(iii) Baltistan	Do.	7.075	0.741	6.334

Total (Kashmir Affairs Division) ..

VII. States and Frontier Regions Division Centrally Administered Tribal Areas :

EDUCATION

Peshawar Division

On-Going Schemes

1. Award of scholarships to tribal students of Peshawar Division.	Approved	2.700	0.460	2.700
2. Up-grading of 40 Primary Schools to Middle status—construction of buildings and purchase of equipment, Peshawar Division.	Do.	1.800	1.136	0.664
3. Construction of 100 Primary Schools in Tribal Areas of Division.	Do.	1.500	1.023	0.477

Total (On-going Schemes) ..

Peshawar Division

New Schemes

Carry over from 3rd Plan.

4. Construction of Buildings for 2 Hostels at University Campus, Peshawar F.Rs.	Approved	1.622	—	1.622
---	----------	-------	---	-------

Total (New Schemes) ..

Total (Peshawar Division) ..

D.I. Khan Division

On-Going Schemes

5. Award of scholarship tribal student's of D.I. Khan F.Rs.	Approved	2.500	2.212	2.500
6. Construction of buildings for 50 Primary Schools in D. I. Khan F. Rs.	Do.	0.540	0.854	0.118

(Rupees in million)

Revised estimates for 1970-71	Provision for 1971-72	Foreign Exchange required for 1971-72			Source of Foreign Aid	Expenditure during subsequent years		
		Total	Own resources	Foreign Aid		1972-73	1973-74	1974-75
7	8	9	10	11	12	13	14	15
0.336	0.800	—	—	—	—	8.265	8.432	7.262
0.304	0.600	—	—	—	—	1.491	1.186	1.138
0.221	0.627	—	—	—	—	1.516	1.429	0.991
0.861	2.027	—	—	—				
0.560	0.560	—	—	—	—	0.670	0.700	0.770
0.187	0.026	—	—	—	—	—	—	—
0.349	0.005	—	—	—	—	—	—	—
1.096	0.591	—	—	—				
—	0.450	—	—	—		0.500	0.500	0.172
—	0.450	—	—	—				
1.096	1.041	—	—	—				
0.500	0.500	—	—	—		0.500	0.500	0.500
0.040	0.078	—	—	—		—	—	—

Serial No.	Name of the Scheme	Status of the Scheme	Estimated cost	Estimated expenditure during the 3rd Plan period	4th Plan allocation
1	2	3	4	5	6
7.	Up-grading of 18 Primary/Lower Middle Schools to Middle Status in Agencies/F. Rs. construction of buildings and purchase of equipment.	Approved	0.904	0.863	0.123
8.	Up-grading of 6 Middle Schools to High Status construction of buildings and purchase of equipment in D.I. Khan, F. Rs.	Do.	0.336	0.303	0.033
9.	Construction of building for Government Inter College Miranshah, N.W. Agency.	Do.	0.911 (Revised)	0.636	0.275
10.	Construction of Five Primary Schools at Zarwam, Wachwam, Sakha, Plaza and Dera Makin, S.W. Agency.	Do.	0.044	0.027	0.017
	Total (D.I. Khan Division)	..			
Malakand Division					
<i>New Schemes</i>					
11.	Opening of 20 Primary Schools in rented Buildings and purchase of equipment, Bajaur.	Approved	0.069	—	0.069
12.	Up-grading of Five Primary Schools to Middle Status and construction of staff quarters—F.Rs., Malakand Division.	Do.	0.700	—	0.700
13.	Up-grading of three Middle Schools to High Status and construction of Staff quarters, Malakand Division, F.Rs.	Approved	0.663	—	0.663
14.	Award of scholarships to Tribal Students of Malakand Division.	Do.	0.500	—	0.500
	Total (Malakand Division)	..			
	GRAND TOTAL(Education—CATA)	..			
	Grand Total (Education and Training)	..			

(Rupees in million)

Revised estimates for 1970-71	Provision for 1971-72	Foreign Exchange required for 1971-72			Source of Foreign Aid	Expenditure during subsequent years		
		Total	Own resources	Foreign Aid		1972-73	1973-74	1947-75
7	8	9	10	11	12	13	14	15
0.068	0.055	—	—	—	—	—	—	—
—	0.033	—	—	—	—	—	—	—
0.030	0.118	—	—	—	—	0.127	—	—
—	0.017	—	—	—	—	—	—	—
0.638	0.801	—	—	—	—	—	—	—
—	0.018	—	—	—	—	0.017	0.017	0.017
—	0.086	—	—	—	—	0.204	0.204	0.026
—	0.121	—	—	—	—	0.242	0.200	0.100
—	0.100	—	—	—	—	0.150	0.150	0.100
—	0.35	—	—	—	—	—	—	—
1.734	2.167	—	—	—	—	—	—	—
31.753	23.144	2.242	1.155	1.087	—	—	—	—

HEALTH

Serial No.	Name of the Scheme	Status of the Scheme	Estimated cost	Estimated expenditure during the 3rd Plan period	4th Plan allocation
1	2	3	4	5	6
I. HEALTH DIVISION					
<i>On-Going Schemes</i>					
1.	Malaria Eradication Programme	Approved	5.440	1.855	2.000
2.	B.C.G. Research and Assessment Teams	Under Process	1.000	—	1.000
3.	Islamabad Hospital	Approved	36.500	1.370	8.500
4.	School of Tropical Medicine and Ayub Hospital, Dacca.	Do.	69.000	24.000	45.000
5.	Central Drugs Laboratory and 50 Bedded Hospital, Chittagong.	Do.	8.566	1.950	7.500
6.	School and Department of Paediatrics, Jinnah Post-graduate to Medical Centre, Karachi.	Under submission P. Commission.	7.400	3.537	4.000
7.	Interim Classes, School of Tropical Medicine and Public Health, Dacca.	Approved	4.157	3.100	—
8.	2nd Floor over O.P.D. Jinnah Post-graduate Medical Centre, Karachi.	Do.	1.036	0.161	1.000
9.	Improvement of Jinnah Post-graduate Medical Centre (N.R.), Karachi.	Do.	3.330	3.130	1.500
			Total (On-going)		..
<i>New Schemes</i>					
1.	10 Bedded T.B. Research Hospital, Dacca	Approved	7.958	—	5.000
2.	Improvement of Air/Sea Port Health Departments in East Pakistan and West Pakistan.	Do.	—	—	2.000
	(a) Construction of Dispensary and Staff quarters at Chalna Port (Mangla).	Do.	0.452	—	—
	(b) Construction of Office Building, Quarters and Dispensary, Dacca Airport, Dacca.	Un-Approved	2.712	—	—
3.	Conversion of Malaria Institute into Vector Control Institute, Dacca.	Under process	2.000	—	2.000
4.	Higher Training Abroad	Under Submission M/Finance	0.675	—	0.750
5.	Extension of Polyclinic, Islamabad	Do.	1.200	—	1.200
6.	Equipment for Department of Cardiology Jinnah Post-graduate Medical Centre, Karachi.	Approved	0.698	0.247	—
7.	Nutrition Survey Scheme	Unapproved	1.100	—	—
			Total (New)		..
			Total (Health Division)		..

(Rupees in million)

Revised estimates for 1970-71	Provision for 1971-72	Foreign Exchange required for 1971-72			Source of Foreign Aid	Expenditure during subsequent years		
		Total	Own resources	Foreign Aid		1972-73	1973-74	1974-75
7	8	9	10	11	12	13	14	15
0.749	0.700	—	—	—	—	0.700	0.700	0.700
0.131	0.145	—	—	—	—	0.200	0.224	0.300
3.803	0.527	0.200	0.200	—	—	2.000	1.000	0.071
2.755	2.800	0.600	0.600	—	—	15.000	10.000	9.842
2.000	1.000	—	—	—	—	1.500	1.000	—
1.500	0.500	—	—	—	—	—	—	—
0.650	—	—	—	—	—	—	—	—
0.500	0.100	—	—	—	—	—	—	—
1.000	0.500	—	—	—	—	—	—	—
13.088	6.272	0.800	0.800	—	—	—	—	—
—	1.000	—	—	—	—	2.000	2.000	—
—	—	—	—	—	—	—	—	—
0.452	—	—	—	—	—	—	—	—
0.300	—	—	—	—	—	—	—	—
0.100	0.128	—	—	—	—	0.700	0.450	0.400
0.004	0.100	0.050	0.050	—	—	0.135	0.135	0.170
0.095	—	—	—	—	—	—	—	—
0.451	—	—	—	—	—	—	—	—
0.200	—	—	—	—	—	—	—	—
1.602	1.228	0.050	0.050	—	—	—	—	—
14.690	7.500	0.850	0.850	—	—	—	—	—

Serial No.	Name of the scheme	Status of the Scheme	Estimated cost	Estimated expenditure during the 3rd Plan period	4th Plan allocation
1	2	3	4	5	6
II. FAMILY PLANNING DIVISION					
1.	Family Planning Programme	Approved	248.420 (All Pakistan).	11.000	40.000
Total (Family Planning Division)					..
III. KASHMIR AFFAIRS DIVISION					
(i)	Azad Kashmir	—	29.911	2.601	15.507
(ii)	Gilgit Agency	—	6.624	1.134	5.500
(iii)	Baltistan	—	5.515	1.015	4.500
Total (Kashmir Affairs Division)					..
IV. STATES AND FRONTIER REGIONS DIVISION :					
Centrally Administered Tribal Areas :					
HEALTH					
D.I. Khan Division					
<i>On-going Schemes</i>					
1.	Construction of Building for 16 Dispensaries in Agencies/F.Rs. in D.I. Khan Division.	Approved	0.296	0.223	0.092
2.	Construction of residential and non-residential accommodation for Medical staff at Miranshab, N.W. Agency.	Do.	0.724 (Revised)	0.623	0.101
3.	Construction of Dispensary and Staff Quarters at Morgah, D.I. Khan, F. Rs.	Do.	0.101 (Revised)	0.099	0.002
4.	Purchase of equipment for existing and new Hospitals and Dispensaries, D.I. Khan, F.Rs.	Do.	0.565	0.430	0.135
5.	Up-grading of existing Civil Hospital, Spinwam into Rural Health Centre, N.W. Agency.	Do.	0.360 (Revised)	0.326	0.034
Total (D. I. Khan Division)					
Malakand Division					
New Schemes					
6.	Opening and Construction of New Dispensaries in Bajaur.	Approved	0.160	..	0.160
7.	Construction of Buildings for 2 existing Dispensaries and Staff quarters at Nawagai and Kulali, Bajaur.	Do.	0.200	..	0.200
Total (Malakand Division)					..
Grand Total (CATA)					..
Grand Total (Health)					..

(Rupees in million)

Revised estimates for 1970-71	Provision for 1971-72	Foreign Exchange required for 1971-72			Source of Foreign Aid	Expenditure during subsequent years		
		Total	Own resources	Foreign Aid		1972-73	1973-74	1974-75
7	8	9	10	11	12	13	14	15
6.469	6.500	4.390	—	4.390	—	—	—	—
6.469	6.500	4.390	—	4.390	—	—	—	—
0.645	1.445	—	—	—	—	3.684	4.214	2.583
0.243	0.494	—	—	—	—	1.530	1.082	0.725
0.476	0.631	—	—	—	—	2.622	2.129	1.313
1.364	2.570	—	—	—	—	—	—	—
0.025	0.050	—	—	—	—	0.017	—	—
0.037	0.064	—	—	—	—	—	—	—
—	0.002	—	—	—	—	—	—	—
0.135	—	—	—	—	—	—	—	—
—	0.034	—	—	—	—	—	—	—
0.197	0.156	—	—	—	—	—	—	—
—	0.036	—	—	—	—	0.040	0.050	0.034
—	0.100	—	—	—	—	0.100	—	—
—	0.136	—	—	—	—	—	—	—
0.197	0.286	—	—	—	—	—	—	—
22.720	16.856	5.240	0.850	4.390	—	—	—	—

SOCIAL

Serial No.	Name of the scheme	Status of the Scheme	Estimated cost	Estimated expenditure during the 3rd Plan period	4th Plan allocation
1	2	3	4	5	6

I.—LABOUR AND SOCIAL WELFARE DIVISION

1.	Financial and Professional Assistance to Voluntary-social welfare agencies.	Unapproved	40.000	130.989	40.000
2.	Social work education Financial Assistance to Universities.	Do.	3.000	06.673	3.000
3.	Social works education Financial Assistance to Colleges	Do.	2.000	1.037	2.000

Total (Labour and Social Welfare Division) ..

II. ESTABLISHMENT DIVISION

1.	Staff Welfare schemes	—	10.065	3.650	10.065
2.	Club at Islamabad	—	—	1.444	—

Total (Establishment Division) ..

GRAND TOTAL (Social Welfare) ..

WELFARE

(Rupees in million)

Revised estimates for 1970-71	Provision for 1971-72	Foreign Exchange required for 1971-72			Source of Foreign Aid	Expenditure during subsequent years		
		Total	Own resources	Foreign Aid		1972-73	1973-74	1974-75
7	8	9	10	11	12	13	14	15
2.376	2.000	—	—	—	—	8.500	5.800	8.000
0.145	0.145	—	—	—	—	0.680	0.700	0.700
0.250	0.250	—	—	—	—	0.400	0.425	0.450
2.771	2.395	—	—	—	—			
1.071	1.071	—	—	—	—	—	—	—
—	—	—	—	—	—	—	—	—
1.071	1.071	—	—	—	—			
3.842	3.466	—	—	—	—			

MANPOWER AND

Serial No.	Name of the scheme	Status of the Scheme	Estimated cost	Estimated expenditure during the 3rd Plan period	4th Plan period
1	2	3	4	5	6
1.	Seamen's Hostel, Karachi	Approved	2.400	0.925	1.455
Total (Manpower and Employment)					..

EMPLOYMENT

(Rupees in million)

Revised estimates for 1970-71	Provision for 1971-72	Foreign Exchange required for 1971-72			Source of Foreign Aid	Expenditure during subsequent years		
		Total	Own resources	Foreign Aid		1972-73	1973-74	1974-75
7	8	9	10	11	12	13	14	15
0.700	0.100	—	—	—	—	0.655	—	—
0.700	0.100	—	—	—	—	—	—	—

Serial No.	Name of the scheme	Status of the Scheme	Estimated cost	Estimated expenditure during the 3 ^r Plan period	4th Plan allocation
1	2	3	4	5	6
I. KASHMIR AFFAIRS DIVISION					
1. Azad Kashmir :					
	(i) Rural Works Programme	—	28.500	—	21.375
	(ii) Pilot Project Areas	—	10.000	—	7.500
			Total (Azad Kashmir)		..
2. Gilgit Agency :					
	(i) Rural Works Programme	—	5.000	—	5.000
3. Baltistan Agency :					
	(i) Rural Works Programme	—	5.000	—	5.000
			Total (Works Programme)		..
II. STATES AND FRONTIER REGIONS DIVISION					
Centrally Administered Tribal Areas :					
	Rural Works Programme in CATA	Approved	12.000	—	12.000
			Total (Sad F.R. Division)		..
			GRAND TOTAL (Works Programme)		..

PROGRAMME

(Rupees in million)

Revised estimates for 1970-71	Provision for 1971-1972	Foreign Exchange required for 1971-72			Source of Foreign Aid	Expenditure during subsequent years		
		Total	Own resource	Foreign Aid		1972-73	1973-74	1974-75
7	8	9	10	11	12	13	14	15
1.762	2.500	—	—	—	—	8.125	8.125	8.125
1.762	2.500	—	—	—				
0.800	0.800	—	—	—	—	1.000	1.000	1.400
0.700	0.700	—	—	—		1.000	1.000	1.600
3.262	4.000	—	—	—				
—	3.000	—	—	—	—	3.000	3.000	3.000
—	3.000	—	—	—				
3.262	7.000	—	—	—				

1942

...

...

...

...

...

...

...

...

...

...

...

...

...

...

...

...

...

...

ANNUAL DEVELOPMENT PROGRAMME FOR 1971-72

in

respect

of

CENTRALLY ADMINISTERED TRIBAL AREAS

(719-20)

THE UNITED STATES OF AMERICA

DEPARTMENT OF JUSTICE

ANNUAL DEVELOPMENT PROGRAMME FOR THE CENTRALLY ADMINISTERED TRIBAL AREAS FOR THE YEAR 1971-72

SUMMARY

(Million Rupees)

Sl. No.	Sector	Estimated cost	Estimated expenditure during 3rd Plan Period	Fourth Plan Allocation	Revised Estimates for 1970-71	Provision for 1971-72	Foreign Exchange for 1971-72	Expenditure during subsequent years		
								1972-73	1973-74	1974-75
1	2	3	4	5	6	7	8	9	10	11
I.	(a) Water	33.532	8.669	25.021	2.034	1.980	—	7.063	7.040	6.904
	(b) Power	1.612	—	1.612	—	0.412	—	0.400	0.400	0.400
	Total—Water and Power	35.144	8.669	26.633	2.034	2.392	—	7.463	7.440	7.304
II.	(a) Agriculture ..	28.339	10.848	27.987	2.155	2.046	—	15.967	3.608	4.202
	(b) Animal Husbandry ..	2.690	2.07	2.416	0.377	0.469	—	0.541	0.513	0.516
	(c) Fisheries	0.423	0.300	0.423	0.005	0.045	—	0.229	0.072	0.072
	(d) Forestry	0.507	0.229	0.112	0.040	0.016	—	0.017	0.019	0.020
	Total—Agriculture	31.961	13.384	30.929	2.577	2.576	—	16.754	4.212	4.810
III.	(a) Public Health Engineering	4.278	—	78	—	1.700	—	2.239	0.339	—
	(b) Housing	1.076	0.261	0.824	—	0.234	—	0.260	0.290	0.04
	Total—Physical Planning and Housing ..	5.354	0.261	5.102	—	1.934	—	2.499	0.629	0.040
IV.	INDUSTRIES	0.397	0.143	0.397	0.068	0.086	—	0.071	0.086	0.086
V.	EDUCATION	15.189	7.614	10.461	1.734	2.167	—	2.410	2.271	1.865
VI.	HEALTH	2.406	1.701	0.724	0.197	2.286	—	0.157	0.050	0.034
VII.	TRANSPORT AND COMMUNICATION (ROADS)	15.887	2.683	12.832	1.162	2.771	—	4.739	2.960	1.200
VIII.	RURAL WORKS PROGRAMME	12.000	—	12.000	—	3.000	—	3.000	3.000	3.000
	GRAND TOTAL	118.338	34.455	99.078	7.772*	15.212	—	37.093	20.648	18.339
	CENTRALLY ADMINISTERED TRIBAL AREAS DEVELOPMENT CORPORATION ..	20.000	—	20.000	0.200	5.000	—	5.000	4.900	4.900

*Revised Estimates for 1970-71 revised to Rs. 7.542.

ANNUAL DEVELOPMENT PROGRAMME OF CENTRALLY ADMINISTERED TRIBAL AREAS OF N.W.F.P. FOR THE YEAR 1971-72

(Million Rupees)

S. No.	Name of the Scheme	Status of the Scheme	Estimated cost	Estimated expenditure during 3rd Plan Period	Fourth Plan allocation	Revised Estimates for 1970-71	Provision for 1971-72	Foreign Exchange for 1971-72	Expenditure during subsequent years		
									1972-73	1973-74	1974-75
1	2	3	4	5	6	7	8	9	10	11	12

I. WATER AND POWER

(a) WATER

Peshawar Division

On-Going Schemes

1.	Bara River Canals Scheme, Khyber Agency.	Approved.	29.011	5.440	23.571	1.667	1.500	—	6.800	6.800	6.804
2.	Improvement of existing scheme and construction of New Minor Scheme in F. Rs. of Peshawar Division.	Approved.	1.247	0.696	0.551	0.200	0.060	—	0.151	0.140	—
3.	Malana Irrigation Scheme, Kurram Agency.	Do.	1.211	1.089	0.240	0.122	0.118	—	—	—	—
Total—Peshawar Division			31.469	7.225	24.362	1.989	1.678	—	6.951	6.940	60.804

D. I. Khan Division

On-Going Scheme

4.	Tubewell Irrigation Scheme, Idak-Khajuri Plains in N. W. Agency.	Approved.	0.634 (Revised)	0.524	0.110	0.018	0.092	—	—	—	—
5.	Construction of Bichi-Kashkai Irrigation Scheme in N. W. Agency.	Do.	0.285	0.235	0.050	—	0.038	—	0.012	—	—

(Million Rupees)

S. No.	Name of the Scheme	Status of the Scheme	Estimated cost	Estimated expenditure during 3rd Plan Period	Fourth Plan allocation	Revised Estimates for 1970-71	Provision for 1971-72	Foreign Exchange for 1971-72	Expenditure during subsequent years		
									1972-73	1973-74	1974-75
1	2	3	4	5	6	7	8	9	10	11	12
6.	Improvement of existing irrigation Schemes in N.W. Agency.	Approved.	0.500	0.500	0.032	—	0.032	—	—	—	—
7.	Construction of Khujalkhel Karez in Shaki Area, S. W. Agency.	Do.	0.043	0.031	0.012	—	0.012	—	—	—	—
8.	Construction of sub-surface Weir at the Head of Sakharazi Vial, improvement and protection of existing vial near its head reaches against the action of Tochi River, N. W. Agency.	Do.	0.093	0.091	0.007	0.002	0.005	—	—	—	—
9.	Survey and Investigation of Miscellaneous Irrigation Schemes in F. Rs. D. I. K. Division.	Do.	0.108	0.063	0.048	0.025	0.023	—	—	—	—
Total—D. I. Khan Division			1.663	1.444	0.259	0.045	0.202	—	0.012	—	—
Malakand Division											
<i>New Schemes</i>											
10.	Improvement of existing schemes and construction of Minor New Schemes in Bajaur, Malakand Division.	Approved.	0.400	—	0.400	—	0.100	—	0.100	0.100	0.100
Total—Malakand Division			0.400	—	0.400	—	0.100	—	0.100	0.100	0.100
GRAND TOTAL—(Water)			33.532	8.669	25.021	2.034	1.980	—	7.063	7.040	6.904

(Million Rupees)

S. No.	Name of the Scheme	Status of the Scheme	Estimated cost	Estimated expenditure during 3rd Plan period	Fourth Plan allocation	Revised Estimates for 1970-71	Provision for 1971-72	Foreign Exchange for 1971-72	Expenditure during subsequent years		
									1972-73	1973-74	1974-75
1	2	3	4	5	6	7	8	9	10	11	12
(b) POWER											
Malakand Division											
<i>New Schemes</i>											
11.	Electrification in Bajaur, Malakand Division.	Approved.	1.612	—	1.612	—	0.412	—	0.400	0.400	0.400
Total—Malakand Division ..			1.612	—	1.612	—	0.412	—	0.400	0.400	0.400
Total (Power) ..			1.612	—	1.612	—	0.412	—	0.400	0.400	0.400
Total (Water and Power) ..			35.144	8.669	26.633	2.034	2.392	—	7.463	7.440	7.304
II. AGRICULTURE											
(a) AGRICULTURE (Main)											
Peshawar Division											
<i>On-Going Schemes</i>											
1.	Control of Insects, Pests and Fungal diseases in F. Rs. of Peshawar Division.	Approved.	1.076	2.334	1.076	0.205	0.209	—	0.2153	0.218	0.229
2.	Award of Scholarships to Agriculture students of Peshawar F. Rs.	Do.	0.180	0.304	0.180	0.036	0.036	—	0.036	0.036	0.036
3.	Reclamation and development of land in F. Rs. of Peshawar Division.	Do.	23.880	6.044	23.880	1.166	1.150	—	15.247	2.879	3.438
Total—(Peshawar Division) ..			25.136	8.682	25.136	1.407	1.395	—	15.498	3.133	3.703

724

(Million Rupees)

S. No.	Name of the Scheme	Status of the Scheme	Estimated cost	Estimated expenditure during 3rd Plan Period	Fourth Plan allocation	Revised Estimates for 1970-71	Provision for 1971-72	Foreign Exchange for 1971-72	Expenditure during subsequent years		
									1972-73	1973-74	1974-75
1	2	3	4	5	6	7	8	9	10	11	12
D. I. Khan Division											
<i>On-Going Schemes</i>											
4.	Scheme for reclamation and development of land in D. I. Khan F. Rs.	Approved.	2.200	1.563	2.000	0.637	0.508	—	0.275	0.285	0.295
5.	Scheme for the control of Insects, Pests and fungal diseases in D. I. Khan F. Rs.	Do.	0.415	0.328	0.415	0.076	0.076	—	0.083	0.084	0.096
6.	Scheme for the establishment of Fruit Nursery Farm at Wana S. W. Agency.	Do.	0.055	0.044	0.055	—	0.011	—	0.014	0.014	0.016
7.	Scheme for the establishment of Fruit Nursery Farm at Paikhel, N. W. Agency.	Do.	0.068	0.045	0.068	0.013	0.014	—	0.013	0.014	0.140
8.	Scheme for the establishment of Fruit Nursery Farm at Jandola, S. W. Agency.	Do.	0.050	0.038	0.007	0.007	—	—			
9.	Scheme for the establishment of Fruit Nursery Farm at Darazinda adjoining Tribal Areas attached to D. I. Khan District.	Do.	0.050	0.038	0.004	0.004	—	—			
10.	Award of scholarships to Tribal students of D. I. Khan Division.	Do.	0.055	0.038	0.055	0.011	0.011	—	0.011	0.011	0.011
Total (D. I. Khan Division)			2.893	2.094	2.604	0.748	0.620	—	0.396	0.408	0.432

(Million Rupees)

S. No.	Name of the Scheme	Status of the Scheme	Estimated cost	Estimated expenditure during 3rd Plan Period	Fourth Plan allocation	Revised Estimates for 1970-71	Provision for 1971-72	Foreign Exchange for 1971-72	Expenditure during subsequent years		
									1972-73	1973-74	1974-75
1	2	3	4	5	6	7	8	9	10	11	12
Malakand Division											
<i>On-Going Schemes</i>											
11.	Scheme for the establishment of Fruit Nursery Farm at Jandul.	Approved.	0.090	0.072	0.018	—	0.012	—	0.006	—	—
	Total (On-Going Schemes)	...	0.090	0.072	0.018	—	0.012	—	0.006	—	—
Malakand Division											
<i>New Schemes</i>											
12.	Scheme for the establishment of Fruit Nursery Farm at Bajaur.	Approved.	0.190	—	0.190	—	0.016	—	0.058	0.058	0.058
13.	Award of Scholarships for B.Sc. (Agri.) students.	Do.	0.030	—	0.030	—	0.003	—	0.009	0.009	0.009
	Total (New Schemes)	..	0.220	—	0.220	—	0.019	—	0.067	0.067	0.067
	Total (Malakand Division)	..	0.310	0.072	0.238	—	0.031	—	0.073	0.067	0.067
	Total (Agriculture)	..	28.339	10.848	27.978	2.155	2.046	—	15.967	3.608	4.202

(b) ANIMAL HUSBANDRY

Peshawar Division

On-Going Schemes

1.	Mass Multiplication of Waziri sheep in F. Rs. of Peshawar Division.	Approved.	0.111	0.623	0.111	0.010	0.020	—	0.023	0.027	0.031
----	---	-----------	-------	-------	-------	-------	-------	---	-------	-------	-------

(Million Rupees)

S. No.	Name of the Scheme	Status of the Scheme	Estimated cost	Estimated expenditure during 3rd Plan Period	Fourth Plan allocation	Revised Estimates for 1970-71	Provision for 1971-72	Foreign Exchange for 1971-72	Expenditure during subsequent years		
									1972-73	1973-74	1974-75
1	2	3	4	5	6	7	8	9	10	11	12
2.	Extension of cattle breeding in F. Rs. of Peshawar Division.	Approved.	0.570	0.646	0.570	0.044	0.096	—	0.125	0.143	0.162
3.	Award of scholarships for B.Sc. (A Hl.) Degree Course in F. Rs., Peshawar Division.	Do.	0.082	0.126	0.082	0.014	0.014	—	0.016	0.018	0.020
4.	Opening and construction of 10 Veterinary Dispensaries in F. Rs. of Peshawar Division.	Do.	0.624	0.109	0.624	0.123	0.123	—	0.124	0.126	0.128
5.	Training of Veterinary Compounders/Stock Assistants in Peshawar F. Rs.	Do.	0.004	0.021	0.004	0.001	0.001	—	0.002	—	—
Total (Peshawar Division)			1.391	1.525	1.391	0.192	0.254	—	0.290	0.314	0.341

D. I. Khan Division*On-Going Schemes*

6.	Mass multiplication of Waziri Sheep Breeding in F. Rs. of D. I. Khan Division.	Approved.	0.249	0.067	0.182	0.007	0.007	—	0.056	0.056	0.056
7.	Extension of Cattle breeding in D. I. Khan F. Rs.	Do.	0.298	0.142	0.126	0.025	0.025	—	0.025	0.025	0.026
8.	Award of scholarships to Tribal students for B.Sc. (A.H.) Degree Course, D. I. Khan Division.	Do.	0.035	0.037	0.035	0.013	0.007	—	0.005	0.005	0.005

(Million Rupees)

S. No.	Name of the Scheme	Status of the Scheme	Estimated cost	Estimated expenditure during 3rd Plan Period	Fourth Plan allocation	Revised Estimates for 1970-71	Provision for 1971-72	Foreign Exchange for 1971-72	Expenditure during subsequent years		
									1972-73	1973-74	1974-75
1	2	3	4	5	6	7	8	9	10	11	12
9.	Continuance of 10. Veterinary Dispensaries in F. Rs. of D. I. Khan Division.	Approved.	0.487	0.232	0.487	0.123	0.100	—	0.088	0.088	0.088
10.	Training of veterinary Compounder/Stock Assistants in F. Rs. of D. I. Khan Division.	Do.	0.004	0.004	0.004	0.001	0.001	—	0.002	—	—
11.	Extension of Poultry breeding in F. Rs. D. I. Khan Division.	Do.	0.053	—	0.016	0.016	—	—	—	—	—
Total (D. I. Khan Division.) ..			1.126	0.482	0.850	0.185	0.140	—	0.176	0.174	0.175
Malakand Division											
<i>New Schemes</i>											
12.	Opening and construction of quarters for the staff of Animal Husbandry Department.	Approved.	0.175	—	0.175	—	0.075	—	0.075	0.025	—
Total (Malakand Division) ..			0.175	—	0.175	—	0.075	—	0.075	0.025	—
Total Animal (Husbandry) ..			2.692	2.007	2.416	0.377	0.469	—	0.514	0.513	0.516
(c) FISHERIES											
Peshawar Division											
<i>On-Going Schemes</i>											
1.	Development of Fisheries in Warsak Dam, Khyber Agency.	Approved.	0.377	0.269	0.377	—	0.040	—	0.217	0.060	0.060
Total (Peshawar Division) ..			0.377	0.269	0.377	—	0.040	—	0.217	0.060	0.060

(Million Rupees)

S. No.	Name of the Scheme	Status of the Scheme	Estimated cost	Estimated expenditure during 3rd Plan Period	Fourth Plan allocation	Revised Estimates for 1970-71	Provision for 1971-72	Foreign Exchange for 1971-72	Expenditure during subsequent years		
									1972-73	1973-74	1974-75
1	2	3	4	5	6	7	8	9	10	11	12
D. I. Khan Division											
<i>On-Going Schemes</i>											
2.	Introduction of Fish culture in Tribal Areas of D. I. Khan Division	Approved.	0.046	0.031	0.046	0.005	0.005	—	0.012	0.012	0.012
	Total (D. I. Khan Division)	..	0.046	0.031	0.046	0.005	0.005	—	0.012	0.012	0.012
	Total (Fisheries)	..	0.423	0.300	0.432	0.005	0.045	—	0.229	0.072	0.072
(d) FORESTRY											
Peshawar Division											
<i>On-Going Schemes</i>											
1.	Award of stipends in sericulture Centre, Parachinar—Kurram Agency.	Approved.	0.036	0.008	0.036	—	0.008	—	0.009	0.009	0.01
	Total (Peshawar Division)	..	0.036	0.008	0.036	—	0.008	—	0.009	0.009	0.010
D. I. Khan Division											
<i>On-Going Schemes</i>											
2.	Dryafforestation and Range Management in F. Rs. of D. I. Khan Division.	Approved.	0.435	0.200	0.040	0.040	—	—	—	—	—
3.	Grant of stipends to trainees in Sericulture Centre, Miranshah—N. W. Agency.	Do.	0.036	0.021	0.036	—	0.008	—	0.008	0.100	0.010
	Total (D. I. Khan Division)	..	0.0471	0.221	0.076	0.040	0.008	—	0.008	0.010	0.010
	Total (Forestry)	..	0.507	0.229	0.112	0.040	0.016	—	0.017	0.019	0.020
GRAND TOTAL (Agriculture Sector)			31.961	13.384	30.929	2.577	2.576	—	16.754	4.212	4.810

S. No.	Name of the Scheme	Status of the Scheme	Estimated cost	Estimated expenditure during 3rd Plan Period	Fourth Plan allocation	Revised Estimates for 1970-71	Provision for 1971-72	Foreign Exchange for 1971-72	Expenditure during subsequent years		
									1972-73	1973-74	1974-75
1	2	3	4	5	6	7	8	9	10	11	12
III. PHYSICAL PLANNING AND HOUSING											
(a) PUBLIC HEALTH ENGINEERING											
Peshawar Division											
<i>New Schemes</i>											
1.	Drinking Water Supply scheme for Khyber Agency.	Approved.	3.539	—	3.539	—	1.500	—	1.700	0.339	—
2.	Drinking Water Supply Scheme for Parachinar-Kurram Agency.	Do.	0.739	—	0.739	—	0.200	—	0.539	—	—
Total (Peshawar Division)			4.278	—	4.278	—	1.700	—	2.239	0.339	—
Total (Public Health Engineering)			4.278	—	4.278	—	1.700	—	2.239	0.339	—
(b) HOUSING											
D. I. Khan Division											
<i>On-Going Schemes</i>											
3.	Providing residential accommodation for Political Staff at Darazinda, D. I. Khan, F. Rs.	Approved.	0.060	0.060	0.006	—	0.006	—	—	—	—
4.	Providing Office and residential accommodation for P.N.T., Jandola, S. W. Agency.	Do.	0.031	0.002	0.011	—	0.011	—	—	—	—

(Million Rupees)

S. No.	Name of the Scheme	Status of the Scheme	Estimated cost	Estimated expenditure during 3rd Plan Period	Fourth Plan allocation	Revised Estimates for 1970-71	Provision for 1971-72	Foreign Exchange for 1971-72	Expenditure during subsequent years		
									1972-73	1973-74	1974-75
1	2	3	4	5	6	7	8	9	10	11	12
5.	Providing Office and residential accommodation for A.P.O. Tank, S. W. Agency.	Approved.	0.075	0.075	0.003	—	0.003	—	—	—	—
6.	Providing residential accommodation for A.P.A. and his staff of Miranshah, N. W. Agency.	Do.	0.110	0.106	0.004	—	0.004	—	—	—	—
Total (D. I. Khan Division)			0.276	0.261	0.004	—	0.024	—	—	—	—
Malakand Division											
<i>New Schemes</i>											
7.	Construction of Political Colony at Khar Bajaur Area—Malakand Division.	Approved.	0.600	—	0.600	—	0.150	—	0.200	0.250	—
8.	Construction of sub-Tehsil with Staff Quarters at Nawagai, Bajaur.	Do.	0.200	—	0.200	—	0.060	—	0.060	0.040	0.040
Total (Malakand Division)			0.800	—	0.800	—	0.210	—	0.260	0.290	0.040
Total (Housing)			1.076	0.261	0.824	—	0.234	—	0.260	0.290	0.040
GRAND TOTAL (Physical Planning and Housing)			5.354	0.261	5.102	—	1.934	—	2.499	0.629	0.040

(Million Rupees)

S. No.	Name of the Scheme	Status of the Scheme	Estimated cost	Estimated expenditure during 3rd Plan Period	Fourth Plan allocation	Revised Estimates for 1970-71	Provision for 1971-72	Foreign Exchange for 1971-72	Expenditure during subsequent years		
									1972-73	1973-74	1974-75
1	2	3	4	5	6	7	8	9	10	11	12
IV. INDUSTRIES											
Peshawar Division											
<i>On-Going Schemes</i>											
1.	Grant of stipends to 30 trainees of Metal Centre, Kohat Pass and 20 trainees of Mazri Centre/Carpet Centre, Aliazi—Kurram Agency.	Approved.	0.180	0.078	0.180	0.036	0.036	—	0.036	0.036	0.036
Total (Peshawar Division)			0.180	0.078	0.180	0.036	0.036	—	0.036	0.036	0.036
D. I. Khan Division											
<i>On-Going Schemes</i>											
2.	Grant of stipends to tainees in Industrial Centre Wana and Miranshah, D. I. Khan Division.	Approved.	0.217	0.065	0.217	0.032	0.050	—	0.035	0.050	0.050
Total (D. I. Khan Division)			0.217	0.065	0.217	0.032	0.050	—	0.035	0.050	0.050
GRAND TOTAL (Industries)			0.397	0.143	0.397	0.068	0.086	—	0.071	0.086	0.086
V. EDUCATION											
Peshawar Division											
<i>On-Going Schemes</i>											
1.	Award of scholarships to tribal students of Peshawar Division.	Approved.	2.700	0.460	2.700	0.560*	0.560	—	0.670	0.700	0.770

(Million Rupees)

S. No.	Name of the Scheme	Status of the Scheme	Estimated cost	Estimated expenditure during 3rd Plan Period	Fourth Plan allocation	Revised Estimates for 1970-71	Provision for 1971-72	Foreign Exchange for 1971-72	Expenditure during subsequent years		
									1972-73	1973-74	1974-75
1	2	3	4	5	6	7	8	9	10	11	12
2.	Up-grading of 40 Primary Schools to Middle status—construction of buildings and purchase of equipment, Peshawar Division.	Approved.	1.800	1.136	0.664	0.187	0.026	—	—	—	—
3.	Construction of 100 Primary Schools in Tribal Areas of Division.	Do.	1.500	1.023	0.477	0.349	0.005	—	—	—	—
Total (On-Going Schemes) ..			6.000	2.719	3.841	1.096	0.591	—	0.670	0.700	0.770
Peshawar Division				Carry over from 3rd Plan.							
<i>New Schemes</i>											
4.	Construction of Building for 2 Hostels at University Campus, Peshawar F. Rs.	Approved.	1.622	—	1.622	—	0.450	—	0.500	0.500	0.172
Total (New Schemes) ..			1.622	—	1.622	—	0.450	—	0.500	0.500	0.172
Total (Peshawar Division) ..			7.622	2.719	5.463	1.096	1.041	—	1.170	1.200	0.942
D. I. Khan Division											
<i>On-Going Schemes</i>											
5.	Award of scholarships to tribal student's of D. I. Khan, F. Rs.	Approved.	2.500	2.212	2.500	0.500	0.500	—	0.500	0.500	0.500
6.	Construction of buildings for 50 Primary Schools in D. I. Khan, F. Rs.	Do.	0.940	0.854	0.118	0.040	0.078	—	—	—	—

(Million Rupees)

S. No.	Name of the Scheme	Status of the Scheme	Estimated cost	Estimated expenditure during 3rd Plan Period	Fourth Plan allocation	Revised Estimates for 1970-71	Provision for 1971-72	Foreign Exchange for 1971-72	Expenditure during subsequent years		
									1972-73	1973-74	1974-75
1	2	3	4	5	6	7	8	9	10	11	12
7.	Up-grading of 18 Primary/Lower Middle Schools to Middle Status in Agencies/F. Rs. construction of buildings and purchase of equipment.	Approved.	0.904	0.863	0.123	0.068	0.055	—	—	—	—
8.	Up-grading of 6 Middle Schools to High Status construction of buildings and purchase of equipment in D. I. Khan, F. Rs.	Do.	0.336	0.303	0.033	—	0.033	—	—	—	—
9.	Construction of building for Government Inter College, Miranshah, N.W. Agency.	Do.	0.911 (Revised)	0.636	0.275	0.030	0.118	—	0.127	—	—
10.	Construction of Five Primary Schools at Zarwam, Wachwam, Sakha, Plaza and Dera Makin, S. W. Agency.	Do.	0.044	0.027	0.017	—	0.017	—	—	—	—
Total (D. I. Khan Division)			5.635	4.895	3.066	0.638	0.801	—	0.627	0.500	0.500

Malakand Division*New Schemes*

11.	Opening of 20 Primary Schools in rented Buildings and purchase of equipment, Bajaur.	Approved.	0.069	—	0.069	—	0.018	—	0.017	0.017	0.017
12.	Up-grading of Five Primary Schools to Middle Status and construction of staff quarters—F. Rs. Malakand Division.	Do.	0.700	—	0.700	—	0.086	—	0.204	0.204	0.206

(Million Rupees)

S. No.	Name of the Scheme	Status of the Scheme	Estimated cost	Estimated expenditure during 3rd Plan Period	Foruth Plan allocation	Revised Estimates for 1970-71	Provision for 1971-72	Foreign Exchange for 1971-72	Expenditure during sub sequent years		
									1972-73	1973-74	1974-75
1	2	3	4	5	6	7	8	9	10	11	12
13.	Up-grading of three Middle Schools to High Status and construction of Staff quarters, Malakand Division, F. Rs.	Approved.	0.663	—	0.663	—	0.121	—	0.242	0.200	0.100
14.	Award of scholarships to Tribal Students of Malakand Division.	Do.	0.500	—	0.500	—	0.100	—	0.150	0.150	0.100
Total (Malakand Division)			1.932	—	1.932	—	0.325	—	0.613	0.571	0.423
GRAND TOTAL (Education Sector)			15.189	7.614	10.461	1.734	2.167	—	2.410	2.271	1.865

VI HEALTH

D. I. Khan Division

On-Going Schemes

1.	Construction of Building for 16 Dispensaries in Agencies/ F. Rs. in D. I. Khan Division.	Approved.	0.296	0.223	0.092	0.025	0.050	—	0.017	—	—
2.	Construction of residential and non-residential accommodation for Medical staff at Miranshah, N. W. Agency.	Do.	0.724 (Revised)	0.623	0.101	0.037	0.064	—	—	—	—
3.	Construction of Dispensary and Staff Quarters at Morgah, D.I. Khan, F. Rs.	Do.	0.101 (Revised)	0.099	9.002	—	0.002	—	—	—	—
4.	Purchase of equipment for existing and new Hospitals and Dispensaries, D. I. Khan, F. Rs.	Do.	0.565	0.430	0.135	0.135	—	—	—	—	—

(Million Rupees)

S. No.	Name of the Scheme	Status of the Scheme	Estimated cost	Estimated expenditure during 3rd Plan Period	Fourth Plan allocation	Revised Estimates for 1970-71	Provision for 1971-72	Foreign Exchange for 1971-72	Expenditure during subsequent years		
									1972-73	1973-74	1974-75
1	2	3	4	5	6	7	8	9	10	11	12
5.	Up-grading of existing Civil Hospital, Spinwam into Rural Health Centre, N. W. Agency.	Approved.	0.360 (Revised)	0.326	0.034	—	0.034	—	—	—	—
Total (D. I. Khan Division) ..			2.094	1.743	0.370	0.197	0.150	—	0.017	—	—
Malakand Division											
<i>New Schemes</i>											
6.	Opening and construction of new dispensaries in Bajaur.	Approved.	0.160	—	0.160	—	0.036	—	0.040	0.050	0.034
7.	Construction of Buildings for 2 existing Dispensaries and Staff quarters at Nawagai and Kula-lai, Bajaur.	Do.	0.200	—	0.200	—	0.100	—	0.100	—	—
Total (Malakand Division) ..			0.360	—	0.360	—	0.136	—	0.140	0.050	0.034
GRAND TOTAL (Health Sector) ..			2.406	1.701	0.724	0.197	0.286	—	0.157	0.050	0.034

VII. TRANSPORT AND COMMUNICATIONS

Peshawar Division

New Schemes

1.	Construction of Metalled Toad from Mian Mandi to Barokhel Mohmand Agency.	Approved.	0.708	—	0.708	—	0.200	—	0.508	—	—
----	---	-----------	-------	---	-------	---	-------	---	-------	---	---

(Million Rupees)

S. No.	Name of the Scheme	Status of the Scheme	Estimated cost	Estimated expenditure during 3rd Plan Period	Foruth Plan allocation	Revised Estimates for 1970-71	Provision for 1971-72	Foreign Exchange for 1971-72	Expenditure during subsequent years		
									1972-73	1973-74	1974-75
1	2	3	4	5	6	7	8	9	10	11	12
2.	Construction of two washed away bridges on Thall-Parachinar Road, Kurram Agency.	Approved	0.793	—	0.793	—	0.200	—	0.593	—	—
3.	Construction of Bridge over Kurram River on Lakka-Tiga Road in Kurram Agency.	Do.	2.135	—	2.135	—	0.100	—	1.135	0.900	—
Total (Peshawar Division) ..			3.636	—	3.636	—	0.500	—	2.236	0.900	—
D. I. Khan Division											
<i>On-Going Schemes</i>											
4.	Construction of shingle Road from Kotkai to Imar-Raghza Shinkai to Sam (20 miles) S. W. Agency.	Approved.	1.000	0.260	0.740	0.333	0.407	—	—	—	—
5.	Improving, soling, Metalling and Surfacing Thanai—Gul-kach Road (24.50 miles) S. W. Agency.	Do.	3.600	1.064	2.536	0.333	0.500	—	1.203	0.500	—
6.	Improving, soling, metalling, and surfacing Miranshah—Boya Dattakhei Road (25 Miles) N. W. Agency.	Do.	2.500	0.807	1.693	0.333	0.500	—	0.700	0.160	—
7.	Improving, soling, metalling, and surfacing Bannu-Daryuba Road, Bannu F. Rs.	Do.	1.087	0.552	0.163	0.163	—	—	—	—	—
Total D. I. Khan (On-Going)			8.187	2.683	5.132	1.162	1.407	—	1.903	0.660	—

(Million Rupees)

S. No.	Name of the Scheme	Status of the Scheme	Estimated cost	Estimated expenditure during 3rd Plan Period	Fourth Plan allocation	Revised Estimates for 1970-71	Provision for 1971-72	Foreign Exchange for 1971-72	Expenditure during subsequent years		
									1972-73	1973-74	1974-75
1	2	3	4	5	6	7	8	9	10	11	12
D. I. Khan Division											
<i>New Schemes</i>											
8.	Widening and Improvement of Jandola-Wana Road and re-modelling of Bangashwala Causeway S. W. Agency.	Approved.	0.344	—	0.344	—	0.344	—	—	—	—
Total D. I. Khan (New Schemes)			0.344	—	0.344	—	0.344	—	—	—	—
Total (D. I. Khan Division)			8.531	2.683	5.476	1.162	1.751	—	1.803	0.660	—
Malakand Division											
<i>New Schemes</i>											
9.	Soling, metalling and Surfacing Monda-Khar Road (12 miles) Bajaur area.	Approved.	0.720	—	0.720	—	0.320	—	0.200	0.200	—
10.	Block-topping Kalagni-Sharbatai Road including construction of bridge over Panjkora.	Do.	3.000	—	3.000	—	0.200	—	0.400	1.200	1.200
Total (Malakand Division)			3.720	—	3.720	—	0.520	—	0.600	1.400	1.200
GRAND TOTAL (Transport and Communication)			15.887	2.683	12.832	1.162	2.771	—	4.739	2.960	1.200
VIII. RURAL WORKS PROGRAMME. Approved.											
GRAND TOTAL (Centrally Administered Tribal Areas)			12.000	—	12.000	—	3.000	—	3.000	3.000	3.000
IX. CENTRALLY ADMINISTERED TRIBAL AREAS DEVELOPMENT CORPORATION.			118.338	34.455	99.078	7.772*	15.212	—	37.093	18.648*	18.339
			20.00	—	20.000	0.200	5.000	—	5.000	4.900	4.900